

**CITY OF LAREDO,  
TEXAS**



**FY 2012-2013  
PROPOSED BUDGET**

# CITY OF LAREDO

## Annual Budget



### Fiscal Year

October 1, 2012 - September 30, 2013

Prepared By:

Financial Services Department

Budget Division

This budget will raise more total property taxes than last year's budget by \$1,073,721 or 1.67% and of that amount \$907,864 is tax revenue to be raised from new property added to the tax roll this year. **This additional amount is due entirely to increases in property tax valuations and new property added to the tax roll and NOT to any increase of the current tax rate of \$.637.**

# **CITY OF LAREDO**

## **Administrative Officials**

---

### **City Council**

---

**Mayor**  
**Raul G. Salinas**

<b>Council Member</b>	<b>District</b>	<b>Council Member</b>	<b>District</b>
<b>Mike Garza</b>	<b>I</b>	<b>Johnny Rendon</b>	<b>V</b>
<b>Esteban Rangel</b>	<b>II</b>	<b>Charlie San Miguel</b>	<b>VI</b>
<b>Alejandro Perez, Jr.</b>	<b>III</b>	<b>Jorge A. Vera</b>	<b>VII</b>
<b>Juan Narvaez</b>	<b>IV</b>	<b>Cynthia Liendo Espinoza</b> Mayor Pro-Tempore	<b>VIII</b>

---

### **City Staff**

---

**Carlos R. Villarreal, City Manager**  
**Cynthia Collazo, Deputy City Manager**  
**Horacio de Leon, Jr., Assistant City Manager**  
**Jesus M. Olivares, Assistant City Manager**  
**Rosario C. Cabello, Financial Services Director**  
**Martin Aleman, Budget Manager**

# CITY OF LAREDO, TEXAS Proposed Annual Budget Fiscal Year 2012-2013

## TABLE OF CONTENTS

### INTRODUCTION

.....7]mÅ UbU Yfî6i X  YhÅ YggU Y.....]	2
.....City Organizational Chart .....	2
Ordinance.....	3
Consolidated Budget .....	4
Analysis of Property Tax Levy and Collections.....	6
Full-Time Equivalent Position Summary.....	7
Unfunded Position Listing.....	8
Capital Outlay Requests.....	10
General Fund Summary.....	13
General Fund Revenues Summary .....	14
General Fund Expenditures Summary .....	20
Major Funding Changes.....	35

### BUILDING DEVELOPMENT SERVICES

Fund Summary.....	56
Major Fund Change.....	57
Department Requests.....	58
Performance Measures .....	59

### CITY ATTORNEY

Fund Summary.....	70
Major Fund Change.....	71
Department Requests.....	72
Performance Measures .....	73

### CITY MANAGER'S OFFICE

Fund Summary.....	76
Major Fund Change.....	77
Department Requests.....	78
Performance Measures .....	79

### CITY SECRETARY

Fund Summary.....	89
Major Fund Change.....	90
Performance Measures .....	91

### COMMUNITY DEVELOPMENT

Fund Summary.....	94
Department Requests.....	95
Performance Measures .....	96



**COMMUNITY DEVELOPMENT (Continued)**

<b>HOUSING REHABILITATION</b>	
Fund Summary.....	103
<b>HOME INVESTMENT AFFORDABLE HOUSING</b>	
Fund Summary.....	104
<b>HOME INVESTMENT PARTNERSHIP PROGRAM</b>	
Fund Summary.....	105
Performance Measures .....	107
<b>EMERGENCY SHELTER</b>	
Fund Summary.....	109
Performance Measures .....	110
<b>LAREDO PUBLIC FACILITY CORPORATION</b>	
Fund Summary.....	113
<b>NOISE ABATEMENT LEASE PROGRAM</b>	
Fund Summary.....	114
Major Fund Change .....	115
Department Requests .....	116
Performance Measures.....	117
<b>MUNICIPAL HOUSING</b>	
Fund Summary.....	119
Major Fund Change .....	121
Department Requests .....	122
Performance Measures .....	123
<b>COMMUNITY DEVELOPMENT- GENERAL FUND</b>	
Fund Summary.....	126
Major Fund Change .....	127
Third Party Funding.....	128
Performance Measures .....	131
<b>CONVENTION &amp; VISITORS BUREAU</b>	
Fund Summary.....	136
Major Fund Change.....	137
Department Requests.....	138
Performance Measures .....	139
<b>ENGINEERING</b>	
Fund Summary.....	144
Major Fund Change.....	145
Performance Measures .....	146

## ENGINEERING SERVICES (Continued)

### SOLID WASTE SERVICES

Fund Summary.....	152
Major Fund Change .....	154
Department Requests .....	155
Performance Measures .....	156
Debt Service Fund Summary.....	168
Debt Service Major Fund Change.....	170

### FLEET MANAGEMENT

Fund Summary.....	171
Major Fund Change .....	172
Department Requests .....	173
Performance Measures .....	174

### ENVIRONMENTAL SERVICES

Fund Summary.....	178
Major Fund Change.....	182
Department Requests.....	183
Performance Measures .....	184

### STORMWATER IMPROVEMENT FUND

Fund Summary.....	188
Major Fund Change .....	189

### HAZARDOUS MATERIALS

Fund Summary.....	190
Major Fund Change .....	191
Performance Measures .....	192

### KEEP LAREDO BEAUTIFUL

Fund Summary.....	194
Major Fund Change .....	195

### 2007 C.O. BONDS

Fund Summary.....	196
-------------------	-----

### FINANCIAL SERVICES

Fund Summary.....	198
Major Fund Change.....	199
Performance Measures .....	200

### HOTEL MOTEL FUND

Fund Summary.....	212
Major Fund Change .....	213
Legal Requirements .....	214

### SPORTS & COMMUNITY VENUE

Fund Summary.....	215
-------------------	-----

**FINANCIAL SERVICES (Continued)**

**SPORTS & COMMUNITY DEBT SERVICE**

Fund Summary..... 217

**LAREDO ENERGY ARENA**

Fund Summary..... 218

Major Fund Change ..... 219

**DEBT SERVICE FUND**

Fund Summary..... 220

Debt Service Payment Summary ..... 222

**FIRE**

Fund Summary..... 224

Major Fund Change..... 226

Department Requests..... 227

Performance Measures ..... 229

**SPECIAL FIRE GRANTS**

Fund Summary..... 251

**HEALTH**

Fund Summary..... 254

Major Fund Change..... 255

Department Requests..... 257

Performance Measures ..... 258

**HUMAN RESOURCES**

Fund Summary..... 331

Major Fund Change..... 332

Performance Measures ..... 333

**HEALTH AND BENEFITS**

Fund Summary..... 339

Major Fund Change ..... 340

Performance Measures ..... 341

**CITY ANNUITY**

Fund Summary..... 343

Major Fund Change ..... 345

Performance Measures ..... 346

**RISK MANAGEMENT**

Fund Summary..... 347

Major Fund Change ..... 349

Performance Measures ..... 350

<b>INFORMATION SERVICES AND TELECOMMUNICATIONS</b>	
Fund Summary.....	353
Major Fund Change.....	355
Performance Measures .....	356
<b>PUBLIC ACCESS CHANNEL</b>	
Fund Summary.....	367
Major Fund Change .....	368
Performance Measures .....	369
PEG Fund Summary .....	371
<b>COMMUNICATION &amp; ADMINISTRATIVE SUPPORT</b>	
Fund Summary.....	372
Major Fund Change .....	373
Performance Measures .....	374
<b>911 REGIONAL COMMUNICATIONS</b>	
Fund Summary.....	378
Performance Measures .....	380
<b>LIBRARY</b>	
Fund Summary.....	383
Major Fund Change.....	384
Performance Measures .....	385
<b>FRIENDS OF THE LIBRARY TRUST FUND</b>	
Fund Summary.....	394
<b>CANSECO ENDOWMENT TRUST FUND</b>	
Fund Summary.....	396
<b>MAYOR AND CITY COUNCIL</b>	
Fund Summary.....	398
Major Fund Change.....	399
Performance Measures .....	400
<b>MUNICIPAL COURT</b>	
Fund Summary.....	402
Major Fund Change.....	403
Performance Measures .....	404
<b>PARKS AND LEISURE SERVICES</b>	
Fund Summary.....	407
Major Fund Change.....	409
Department Requests.....	410
Performance Measures .....	411
<b>CIVIC CENTER</b>	
Fund Summary.....	426
Major Fund Change .....	427
Performance Measures .....	428

## **PARKS AND LEISURE SERVICES (Continued)**

### **MERCADO MANAGEMENT**

Fund Summary.....	430
Major Fund Change .....	431
Performance Measures .....	432

### **RECREATION**

Fund Summary.....	433
Major Fund Change .....	435

### **PLANNING AND ZONING**

Fund Summary.....	437
Major Fund Change.....	438
Performance Measures .....	439

### **POLICE**

Fund Summary.....	444
Major Fund Change.....	446
Performance Measures .....	447

### **AUTO THEFT TASK FORCE**

Fund Summary.....	472
Performance Measures .....	475

### **FINANCIAL TASK FORCE**

Fund Summary.....	478
Performance Measures .....	483

### **SPECIAL POLICE**

Fund Summary.....	484
-------------------	-----

### **POLICE TRUST**

Fund Summary.....	492
Major Fund Change .....	493

### **PUBLIC WORKS**

Fund Summary.....	495
Major Fund Change.....	496
Department Requests.....	497
Performance Measures .....	498

### **TAX**

Fund Summary.....	512
Major Fund Change.....	513
Performance Measures .....	514

## TRANSPORTATION

### AIRPORT

Fund Summary.....	517
Major Fund Change .....	519
Department Requests .....	520
Performance Measures .....	521

### AIRPORT CONSTRUCTION

Fund Summary.....	534
-------------------	-----

### BRIDGE SYSTEM

Operating Fund Summary .....	542
Major Fund Change .....	545
Performance Measures .....	546
Construction Fund Summary .....	561
Debt Service Fund Summary.....	562
El Portal Fund Summary .....	563
2008 Certificate of Obligation.....	565

### TRAFFIC DEPARTMENT

Fund Summary.....	566
Major Fund Change .....	567
Department Requests .....	568
Performance Measures .....	569

### PARKING METERS

Fund Summary .....	580
Major Fund Change .....	581
Department Requests.....	582
Performance Measures.....	583

### TRANSIT

#### Transit Sales Tax

Fund Summary.....	588
Major Fund Change .....	590
Performance Measures .....	591

#### Transit Center Facility

Fund Summary.....	594
Major Fund Change .....	595
Performance Measures .....	596

#### El Metro

Operations Fund Summary .....	598
Major Fund Change .....	601
Performance Measures .....	602

#### Transit Capital Grants

Fund Summary.....	610
-------------------	-----



## UTILITIES

### WATER SYSTEM

Operating Fund Summary .....	614
Major Fund Change .....	617
Department Requests .....	619
Performance Measures .....	621
<b>Revenue Debt Service</b>	
Fund Summary.....	633
Major Fund Change .....	634
<b>Water Operational Construction</b>	
Fund Summary.....	635
Major Fund Change .....	636
<b>Water Availability</b>	
Fund Summary.....	637
Major Fund Change .....	638
<b>Colonias Project</b>	
Fund Summary.....	639
<b>Waterworks System Bonds</b>	
2007 Revenue Bond.....	641
2008 Combination Tax and Revenue Bond .....	642
2009 C.O. Series "C" .....	643
2009 C.O. Series "D".....	644
2010 Revenue Bond.....	645
2011 Revenue Bond.....	646
TWDB Loan .....	647

### SEWER SYSTEM

Operating Fund Summary.....	648
Major Fund Change.....	650
Department Requests.....	651
Performance Measures.....	652
<b>Revenue Debt Service</b>	
Fund Summary.....	657
Major Fund Change.....	658
<b>Sewer Operational Construction</b>	
Fund Summary.....	659
Major Fund Change.....	660
<b>Sewer System Bonds</b>	
1998 "A" C.O. Bond .....	661
2004 Revenue Bond .....	662
2005 Revenue Bond .....	663
2006 Revenue Bond.....	664
2007 Revenue Bond .....	665
2008 Combination Tax and Revenue Bond.....	666
2009 Revenue Bond .....	667
2010 PPF CO .....	668
2010 Revenue Bond .....	669

**CAPITAL PROJECTS**

Capital Improvement Fund..... 671  
Contractual Obligations Fund..... 673  
2005 Certificate of Obligation..... 676  
2006 Certificate of Obligation ..... 678  
2007 Certificate of Obligation..... 680  
2008 Certificate of Obligation ..... 682  
2009 Certificate of Obligation ..... 684  
2010 Certificate of Obligation..... 687  
2012 Certificate of Obligation..... 688  
Baseball Stadium..... 689

**PROPOSED FY 12-13 WAGE SCHEDULE ..... 691**

**FULL-TIME EQUIVALENT POSITION LISTING**

City of Laredo..... 692  
Transit ..... 713

**GLOSSARY ..... 715**



# CITY OF LAREDO

## *Office of the City Manager*

July 31, 2012

Mayor and Members of the City Council:

Mayor and City Council, I am pleased to submit to you a balanced budget for Fiscal Year 2013 which contains the necessary resources to continue providing the highest level of customer service to our community without raising property taxes for the 9<sup>th</sup> consecutive year! The budget process continues to be a difficult task, since most revenues remain at the same level for the past two years. It incorporates existing goals into action and critically evaluates the effectiveness of existing programs to assess resource allocation and ensure successful accomplishment.

While the City continues to grow and the demands for City services multiply, for the fourth consecutive year, we have asked the departments to work with minimal increases. The majority of the increases relate to personnel, benefits and operational costs due to new infrastructure added to the system. My directive from City Council has been to refrain from increasing property taxes, to maintain the highest level of customer service to our citizens, while not affecting our workforce structure negatively. This year again, we were able to balance this budget by:

- Continuing to operate using a conservative spending approach,
- Continuing to postpone or delay the hiring of vacant positions relying on temporary employees to defray additional benefit costs and avoid layoffs,
- Continuing to curtail all travel except for accreditations and those necessary to a departments operation,

We continue to work towards meeting the goals below as set by the Mayor and City Council.

- Placing priority and maintaining the highest standards in Public Safety – Police and Fire,
- Providing additional quality of life projects such as the new indoor recreational facility Haynes Recreation Center; the baseball stadium and the soon to open golf course,
- Maintaining, improving and adding to our road infrastructure such as the Merida Drive Extension Project, Kirby Drive, and continually working on our industrial streets, resurfacing of streets, drainage and sidewalks.

The FY 2013 entire consolidated budget encompasses operating expenditures of \$499,258,627 with a total net operating budget, excluding operating transfers, of \$385,086,575. Surprisingly, our property valuations increased by 1%, or \$106,185,556 after two years of no material growth. Due to our conservative management of operations, we have managed to achieve savings in other funds to be able to transfer approximately \$2.2 million to General Fund. Debt Service fund balance will also be used for the payment of debt service for FY 2013 in the amount of \$2 million to reduce the impact to the General Fund. Sales tax generated the largest increase with \$4.6 million to assist in balancing the budget.

I personally continue to monitor every expense closely. I monitored travel, the purchase of equipment, and hiring of personnel. The proposed budget includes funding for the following items: \$1.2 million for contractual obligations with the firefighters; \$2.5 million for a 3% cost of living adjustment for non-civil service employees effective October 1, 2012; \$1.5 million or 10% increase in Health & Benefits; \$350,000 for Convention and Visitors Bureau for a marketing campaign and additional sponsored events; \$780,223 or .70% increase in the City's contribution rate to TMRS; \$850,000 for operational cost for the City's new animal shelter; seventeen over hire firefighter cadet positions at a cost of \$1.1 million for the Fire Departments Academy which is scheduled for October 2012 and \$692,000 for Parks and Leisure Services to fund personnel and operational expenditures related to the opening of new park facilities just to name a few. Again as stated previously capital improvements always produce additional expenditures in maintenance and operations.

We are also analyzing and reviewing a number of fees submitted by staff for increases as per Mayor and City Council's directive and I will be recommending fee increases during the budget workshop for your consideration. Some of these fees have not been adjusted in over twenty years and are not reflective of the cost of the service being provided. These revenues will provide much needed relief in our day to day operations in order to continue providing the quality of service the Citizens deserve. Below is recapping of estimated revenues being considered by department;

<b>Department</b>	<b>Estimated Revenue</b>
Building Development Service	\$453,537.00
Plannning and Zoning	\$50,965.00
Transportation - Traffic	\$3,210.00
Parks and Leisure Services	\$997,125.00
<b>Subtotal for General Fund</b>	<b>\$1,504,837.00</b>
Health	\$127,655.00
ITS - Public Access Channel	\$25,271.00
Engineering - Solid Waste	\$1,761,996.00
Airport	\$661,643.00
Parks and Leisure Services - Civic Center	\$100,225.00
Utilities	\$1,259,050.00
<b>Subtotal for all other funds</b>	<b>\$3,935,840.00</b>
<b>Total Estimated Proposed Revenues</b>	<b>\$5,440,677.00</b>

Despite the slow recovery of the US economy, the City of Laredo has experienced an increase of \$3.4 or 12.88% in sales tax and an increase of \$466,070 or 11.57% in Hotel Motel Tax from FY 2011 to FY 2012. These are two good indicators that Laredo's economy is expanding and the combination of Mexican shoppers, activity from the Eagle Ford Shale and special events hosted in Laredo are having a positive impact on the City's economy.

The City's rating of Certificate of Obligations and General Obligations as of July 2012 continue to be maintained at the following ratings:

Fitch	Moody's	Standard & Poor's
AA	Aa2	AA-

I assumed this position in April 2007 just when the economic down-turn was in its infancy stage. Through tough times, staff has responded and has demonstrated the ability to maintain strong financial management during the most tumultuous economic periods. These bond ratings are the highest classifications ever received by the City of Laredo.

We are currently working on a Personal Property Financing Certificate of Obligation in the amount of \$3.8 million to fund much needed equipment for the operation of various departments. Some of the equipment being considered are \$562,000 for twenty two pickups, utility vans & small utility vehicles, \$1.2 for an aerial truck, \$434,788 for two ambulances, \$490,000 for a fire engine, \$88,000 for eight riding mowers, \$190,000 for two backhoes with extended booms, \$145,000 for a pothole patcher, \$225,000 for three dump trucks, and \$210,000 for a sweeper.

### **Public Safety**

The City's commitment to keep our community safe is reflected in its appropriations to Police and Fire in the amount of \$96.1 million or 62% of total General Fund budget.

### ***Police***

The strength of the Police Department will include 482 officers and 83 civilians. The Police budget represents a cost of \$55.5 million, representing 36% of the City's General Fund budget. A total of 21 Police Officers have graduated and have been added during FY 2012 and funding for 23 positions is available for an Academy in August 2012. We continue to apply and utilize grants, such as Special Police Grants and other overtime grants, to fund specific programs which Council, Management and the Police Department have been very successful in garnering.

The 9-1-1 Regional Administration Office of the City of Laredo, servicing the Counties of Webb, Starr, Zapata, and Jim Hogg, completed a major upgrade in technology for 9-1-1 service by fully replacing all telecommunications equipment at each of the seven (7) public safety answering points (PSAPs) in the four county region—a project totaling over \$666,000. This equipment replacement included database and mapping servers, interface modules, switches, and other essential parts, such as power supplies and licensing requirements, of the central processing units located in the PSAPs back rooms; as well as call taker and dispatcher computer equipment in the PSAPs front rooms. This new technology installed was a step toward full implementation of Next Generation 9-1-1 (NG911) which will allow interconnection with PSAPs within each region, from region to region state-wide and even nationally from state to state. NG911 will also provide enhanced services including non-voice messaging and photo and video transmission.

In an effort to demonstrate the safety of our community, the City of Laredo unveiled a billboard and electronic campaign statewide aimed at dispelling common misperceptions regarding Laredo's safety and criminal activity. The campaign started in July and will run for approximately one year. Its principle aim is to provoke a discussion and provide a platform for Laredo to engage a wider audience in a message that has gotten lost due to wide-spread media coverage about Mexico and drug-cartel related violence that occurs in proximity to the U.S. - Mexico border. It is one means by which to assist with the overall economic development of the Laredo community

### ***Fire***

The City's Fire Department is no exception of Laredo's commitment to public safety with a force of 362 Fire Fighter positions. On October 1, 2012 the department is scheduled to initiate an academy with over 30 members. The proposed General Fund budget contains \$40.6 million in appropriations for the department, representing 26% of the General Fund expenditures. The Fire Departments budget includes \$1.1 million for seventeen over hires; \$659,776 for non-civil personnel and operational expenditures related to the academy and the new Administration Building.

In addition the Fire Department has moved into their new \$10.6 million Administration Building which includes offices for uniformed and civilian support staff personnel, whose mission is to assist in efficient fire department operations. The Divisions housed in the building include EMS Training and Operations, Payroll and Finance, Fire Prevention, IT Support and Administration. The 40,000 sq. ft. facility also includes equipment, supply and material storage, EMS classrooms, library, conference rooms, an operations control room, and an evidence room. In addition to this, the main classrooms can be converted in a moment's notice into the City's



Emergency Operations Center. The official opening ceremony of the facility will take place on September 11, 2012.

## **Quality of Life**

### ***Culture and Recreational Facilities***

The development and creation of recreational amenities has created a need on the operational side of the equation in order to operate and maintain the facilities that opened or will be in operations by the end of FY 2012. Facilities with a value of over \$20 million that will have an impact in operations consist of the following: Independence Hills, Haynes Recreation Center, El Eden Phase II, La Ladrillera, and Muller Park/Indian Sunset to just name a few. The General Fund includes \$10.4 million for the Parks and Leisure Services Department which includes \$692,000 in addition appropriations to cover additional staff and operational costs to operate and maintain the new facilities. We continue to use temporary staff to shore up operations while saving on the benefit cost.

After successful negotiations with the Surety Company, we are looking forward to completing the Northwest Recreation Center and South Laredo Santo Nino Library by the end of FY 2013. These projects will be completed with a value in excess of \$11 million and fully operational by the first quarter of FY 2014.

The new Uni-Trade baseball stadium have been opened for baseball and will be fully functional by the end of August 2012 and we are anxiously awaiting the opening of the Max A. Mandel Municipal Golf Course which is expected to open during the first quarter of FY 2013.

## **Transportation and Infrastructure**

### ***Public Works***

The slow but constant growth in commercial traffic, via rail and truck, coupled with the Eagle Ford Shale activity continues to make Laredo's transportation system a top priority. Public Works in-house paving crews have paved over 360 City blocks to date at an estimated cost of \$2,500,000 and are schedule to work on 400 more City blocks in FY 2013. The Merida Drive Extension Project with a cost of \$2.4 million is an example of locally funded projects the City is committed to work on in an effort to provide the necessary alternate routes for citizens of Laredo. This project will provide an alternate route to Bob Bullock Loop 20 for residents travel from or to Los Presidentes Subdivision, Independence Hills Subdivision, United South High School and Independence Hills Regional Park. The in house project of Kirby Drive connecting Winfield Parkway with Shiloh Drive will provide Winfield resident with a safer access to north or south bound Bob Bullock Loop.

### ***Airport***

The Airport continues to aggressively seek FAA funding and has been very successful. During the FY 2012, a total \$12.1million in construction projects was completed with FAA funding and an additional \$8.6 has already been awarded to the department for additional runway and taxiway projects.

The Federal Inspection Services (FIS) Facility with a cost of \$3 million, in local funds, will house both U.S. and Mexican Customs to clear private and cargo aircraft. Having Mexican Customs operating in U.S. soil will be a historic event that will forever change air cargo bound for Mexico. Mexican Customs will pre-clear the south bound cargo, meaning that once the air cargo departs the Laredo International Airport with duties paid it will enter Mexico as domestic merchandise and the cargo upon arrival will not have to be delayed at a Mexican Bonded warehouse rather the cargo will be immediately delivered to the consignee/owner. This is a huge savings to the Mexican Importer. The initial targeted industries will be the automotive, electronics and aerospace industries.

What does it mean for the airport? Increase air cargo operations that will generate additional landing fees, fuel flowage fees, and more rental income from rental of buildings and land which in turn will generate more employment.

### ***Utilities***

The City's Utility department has made great strides to improve the infrastructure of the water and wastewater system to ensure that the citizens of Laredo are provided with quality water and to ensure efficient collection and treatment of wastewater. Just in the last two year the City of Laredo has let out over \$180 million in projects for the water and wastewater system. Some of the projects that will be completed in FY 2012 consist of the \$40.3 million for the expansion and Electrical & Generator Improvements of the Jefferson Water Treatment Plant, \$5.1 million for the Hendricks, Milmo and Lyon Water Pump Booster Station Improvements, \$6.2 million in 8" Water Line Replacements, \$4.1 million for a three million gallon elevated storage tank at Bartlett and Price, \$2 million for the Flores Street improvements, \$3 million to a 24" Water Transmission Main on Loop 20 from Killiam Estate to Doctor's Hospital. Two of the major projects which are scheduled to be completed in FY 2013 are the \$100.2 million El Pico Water Treatment Plant and \$7.3 million Sombreretillo Creek Wastewater Treatment Plant. These projects together with the El Pico Water Treatment Plant are part of a Master Plan that will serve the Laredo community for the next 50 years.

### **Health and Welfare**

The City's commitment to keep our community safe when it come the health is also being reflected in the decision made by Mayor and City Council to have the City build its own animal impound facility. Initial construction has been initiated and the Health Department includes an additional operating budget of \$850,000 for FY 2013 for the facility. The additional cost consists of \$336,707 in personnel for three Animal Control Officers, one Clerk II, one Dispatcher, and four groundskeepers; \$139,050 for material and supplies such as dog supplies, medical supplies, chemicals, and pharmaceuticals; \$354,243 for contractual services such utilities, veterinarian services, security, consultants and waste hauling.

### **Staffing and Benefits**

A total of 2,640.87 full time equivalent positions are being proposed in the FY 2013 budget at an estimated cost of \$179,062,393. The proposed budget includes a cost of living increase of 3% for non-civil service employees effective October 1, 2012. The proposed budget includes

funding for a contractual obligation of 3.25% for firefighters at a cost of \$1,229,052. The budget also includes a contribution rate of 20% to TMRS which includes a .70% increase from FY 2012 at a cost of \$780,223.

The Health and Benefits Fund continues to be a challenge, however the six year plan unanimously approving a 10% increase for health care contributions both on the City's and employees' dependent coverage adopted by City Council seems to be materializing. The estimated deficit for FY 2012 will be (\$2,078,676), but we are estimating that the deficit will be at zero by the end of FY 2013. This indicates that the additional contributions are having a positive impact on the fund. This will mark the fourth year in which a 10% will be implemented at an additional cost of \$1,542,698.

The City of Laredo continues to be the only governmental entity in the county to provide employees with health benefits at no cost. The City currently pays for the employees' health insurance premium while subsidizing 48% of the regular dependent premium and 50% for police officers and fire fighters dependents. Retired police officers and fire fighters get 100% of their health insurance premium paid by the City.

### **General Fund**

General Fund estimated revenues for FY 2012 will exceed the amended budget by \$2.9 million. The main revenue which accounts for that total is Sales Tax with \$2.9 million or 10.8% above FY 2012 budget and \$3.4 million or 12.88% above FY 2011 actual.

Total proposed revenues for FY 2013 are \$153.6 million, a growth of \$9.9 million or 6.9% from the FY 2012 Original Budget. Sales Tax and Sale of Land reflect the largest growth at \$4.6 million and \$3.6 million, respectively, and franchise fees indicate an increase of \$668,111 from FY 2012 Original Budget. The largest revenue decrease was property tax of \$526,542 or 1.02% due to the reallocation of the tax rate between operations and debt service. As previously indicated, I will be recommending a number of fee increases for General Fund, during our budget workshop in the amount of around \$1.5 million.

Balancing the General Fund in light of the initial deficit of \$11 million for FY 2013 required a combination of items including the increase and/or decrease of revenues and expenditures. I will also be making a recommendation on a number of revenues that need to be increased in order to keep our services in line with the growth of the city. Below is a list of items which were addressed to complete the task of balancing the proposed FY 2013 budget in order to avoid reduction in services to our citizens.

#### **Revenues**

- \$4.0 million as a transfer in from the Capital Improvement fund due to excess funds from the Bridge System and General Fund savings from FY 2012 which consisted of one-time revenues in FY 2011,
- \$3.6 million in anticipation of the sale of Veteran's Field to LISD
- \$2.2 million in one-time transfers consisting of \$450,000 from Parking Meters, \$750,000 from Fleet Management, \$150,000 from Recreation

Fund, \$100,000 from Laredo Public Facility Corporation and \$750,000 from Risk Management,

- \$1 million used from Debt Service Fund balance to cover debt service payments,
- \$500,000 in net increases from a multitude of budget line items,

**Expenditures**

- \$383,200 in savings from deleted and unfunded positions,
- \$268,672 in savings from grant matches,
- \$273,989 in savings by estimating lower fuel cost projections
- \$236,216 in savings from different departments

Total proposed expenditures of \$153.7 million in FY 2013 reflect an increase of \$9.8 million from the original budget. The Personnel category continues to have the largest impact at \$7.9 million, \$861,655 in material and supplies, and \$1.3 million in contractual services.

**Tax Rate**

The tax rate for FY 2013 is projected to remain at the same rate **for the ninth consecutive year** at \$0.63700 per \$100 assessed valuation. The FY 2013 property values are projected to increase by 1% over the FY 2012 valuations. The total taxable value of \$10.6 billion will generate a levy of \$67.5 million. This increase represents \$1,073,721 or 1.67% over the FY 2012 tax collections. The levy for FY 2013 excludes an estimated amount of \$459,014 for the tax freeze for the elderly and disabled as directed by City Council.

	<b>FY 2011 Actual</b>	<b>FY 2012 Estimate</b>	<b>FY 2013 Proposed</b>
Tax Rate	0.637000	0.637000	0.637000
Taxable Valuations	\$ 10,520,578,493	\$ 10,502,095,612	\$ 10,681,584,640
Tax Levy	\$ 67,016,085	\$ 66,898,349	\$ 67,582,680

- The maintenance and operations tax rate allocation of \$0.498791 for FY 2013 will generate total revenues of \$51.3 million for General Fund, a decrease of \$526,542 over the FY 2012 budget due to the change a two cent decrease from maintenance and operations to cover the FY 2011 issue. The impact was reduced by a contribution from Debt Service Fund Balance in the amount of \$ 2 million.
- The debt service tax rate allocation of \$0.138209 will generate total revenues of \$14.2 million for FY 2013, a \$1.6 million increase over the FY 2012 budget with a proposed collection rate of 97%.


### Closing Comments

To the citizens of Laredo and to you Honorable members of the City Council the budget process has become increasingly difficult every year. This year, our initial budget deficit started at \$11.1 million and had to be dealt with in a manner that did not drastically affect service while maintaining our strong economic posture and foundation.

The cooperation of all department heads and managers have been nothing less than exemplary. The Deputy City Manager and both Assistant City Managers should be commended for assisting in crafting this budget. Difficult decisions needed to be made, and all adhered to the road map as set forth by this City Council which emphasized public safety, a better quality of life for our citizens without a tax increase, while offering our employees a stable working environment without furloughs.

The 2013 budget contains the necessary tools to accomplish the goals set by City Council. Live within our means but continue to provide quality service to a fast growing community. This will continue to be our purpose and our mission.

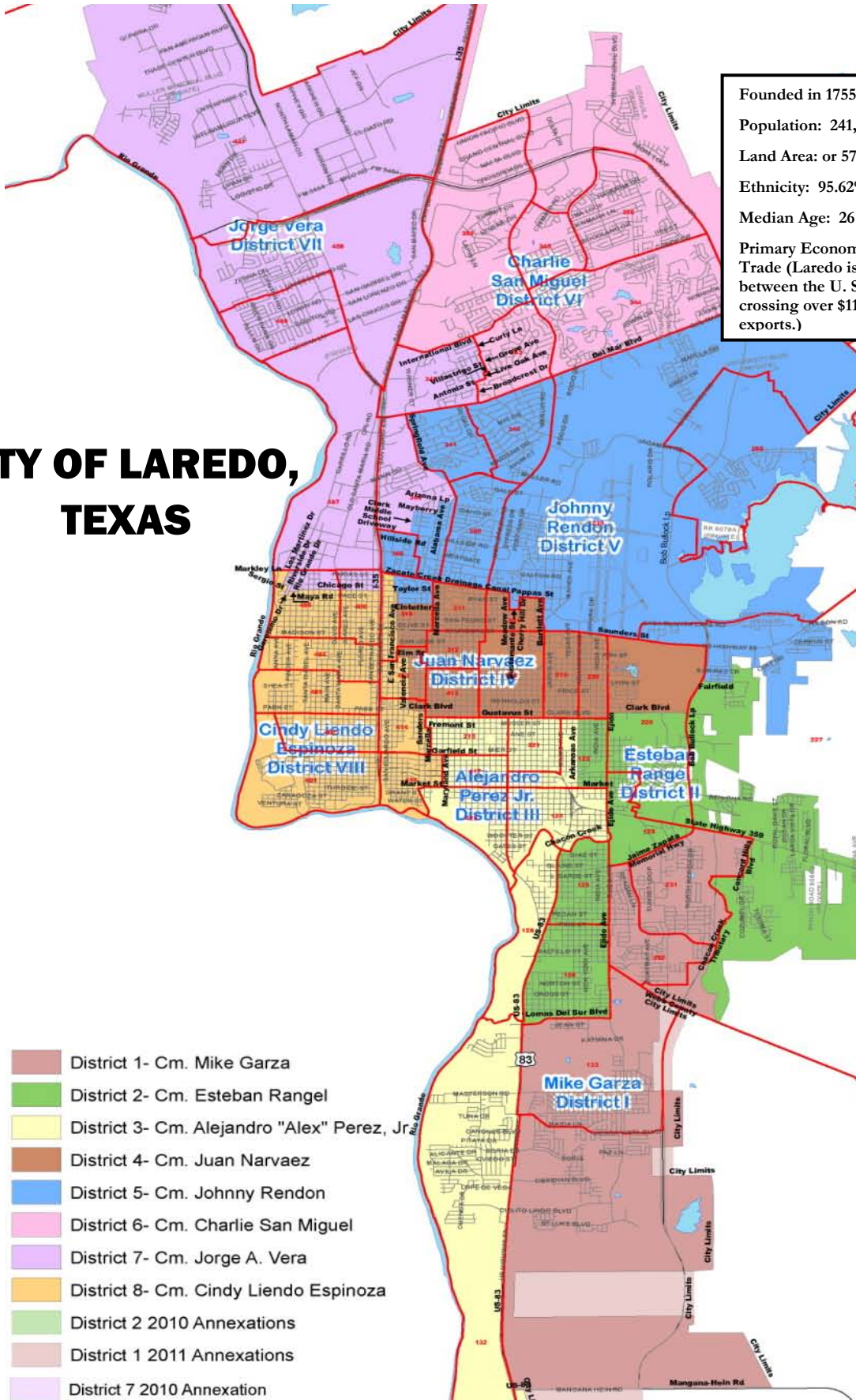
Sincerely,

A handwritten signature in blue ink, appearing to read 'Carlos Villarreal', with a stylized flourish above the name.

Carlos Villarreal  
City Manager



# CITY OF LAREDO, TEXAS

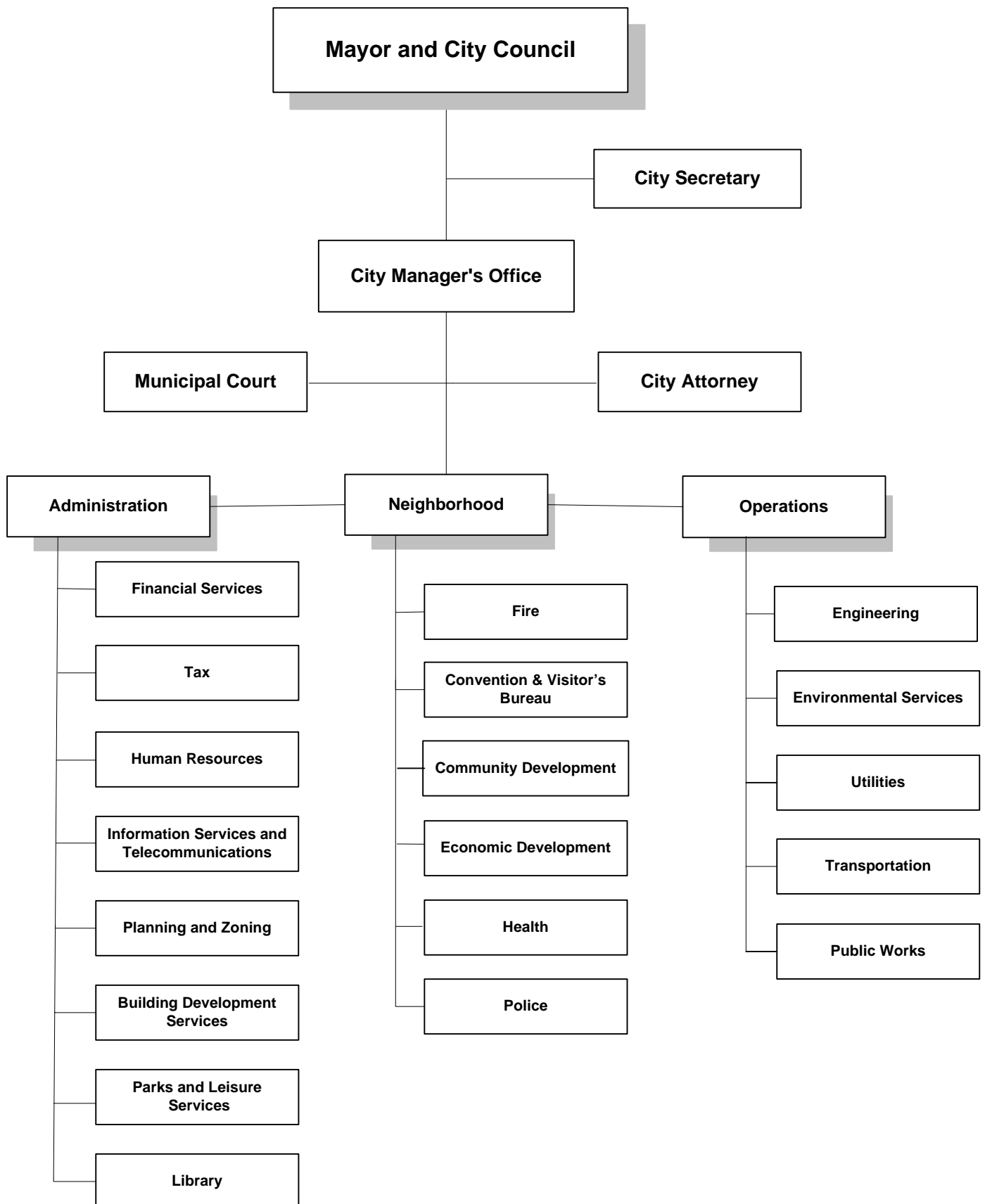


Founded in 1755  
 Population: 241,935  
 Land Area: or 57,856 sq. ac. or 90.4 sq. mi.  
 Ethnicity: 95.62% Hispanic  
 Median Age: 26  
 Primary Economic Base: International Trade (Laredo is the largest inland port between the U. S. and Mexico border crossing over \$116 million in imports and exports.)

- District 1- Cm. Mike Garza
- District 2- Cm. Esteban Rangel
- District 3- Cm. Alejandro "Alex" Perez, Jr.
- District 4- Cm. Juan Narvaez
- District 5- Cm. Johnny Rendon
- District 6- Cm. Charlie San Miguel
- District 7- Cm. Jorge A. Vera
- District 8- Cm. Cindy Liendo Espinoza
- District 2 2010 Annexations
- District 1 2011 Annexations
- District 7 2010 Annexation



# CITY OF LAREDO, TEXAS



**ORDINANCE**

**ADOPTING THE ANNUAL BUDGET FOR FISCAL YEAR 2012-2013, APPROPRIATING THE ESTIMATED REVENUES, EXPENDITURES AND BALANCES REPORTED THEREIN FOR THE YEAR BEGINNING OCTOBER 1, 2012, AND ENDING SEPTEMBER 30, 2013, CONSISTENT WITH THE FINANCIAL PLAN DESCRIBED IN SAID ANNUAL BUDGET; AND AUTHORIZING THE CITY MANAGER TO IMPLEMENT SAID ANNUAL BUDGET.**

**WHEREAS**, the City Manager has presented a projection of revenues and expenditures for the fiscal year beginning October 1, 2012, and ending September 30, 2013; and

**NOW, THEREFORE, BE IT ORDAINED BY THE CITY COUNCIL OF THE CITY OF LAREDO THAT:**

1. The Annual Budget for Fiscal Year 2012-2013, as set forth in the document annexed hereto titled "Annual Budget 2012-2013," is hereby adopted, and
2. The following appropriations for Fiscal Year 2012-2013 are hereby authorized:

Total Operating Expenditures and Transfers..... \$499,258,627

The City Manager is hereby authorized to implement the said budget for the Fiscal Year beginning October 1, 2012, and ending September 30, 2013.

**PASSED BY THE CITY COUNCIL AND APPROVED BY THE MAYOR ON THIS THE 17 DAY OF SEPTEMBER, 2012.**

\_\_\_\_\_  
**RAUL G. SALINAS**  
**Mayor**

**ATTEST:**

\_\_\_\_\_  
**GUSTAVO GUEVARA, JR.**  
**City Secretary**

**APPROVED AS TO FORM:**

\_\_\_\_\_  
**RAUL CASSO**  
**City Attorney**

**CITY OF LAREDO**  
**CONSOLIDATED BUDGET**  
**FY 2012-2013**

FUND	Beginning Balance 10/01/12	Revenues Excluding Transfers	Transfers	Revenues Including Transfers	Total Available	Operating Expenditures & Transfers	Closing Balance 9/30/13
<b>GOVERNMENTAL FUNDS</b>							
<b>GENERAL FUND</b>	\$37,115,914	\$140,339,953	\$13,303,950	\$153,643,903	\$190,759,817	\$153,699,593	\$37,060,224
<b>SPECIAL REVENUE FUNDS</b>							
Community Development	-	3,446,209	-	3,446,209	3,446,209	3,446,209	-
Housing Rehab	34,471	60,000	-	60,000	94,471	60,000	34,471
Home Investment Partnership	-	973,029	-	973,029	973,029	973,029	-
Emergency Shelter Grants	-	284,955	-	284,955	284,955	284,955	-
Laredo Public Facility Corporation	-	250	-	250	250	250	-
Home Investment Affordable Housing	-	522,120	-	522,120	522,120	522,120	-
Auto Theft Task Force	198,134	434,014	192,251	626,265	824,399	824,399	-
Financial Task Force	1,757,087	1,169,396	-	1,169,396	2,926,483	976,184	1,950,299
Health Fund	-	12,208,414	4,453,600	16,662,014	16,662,014	16,662,014	-
Special Police Program	33,461	1,903,741	90,102	1,993,843	2,027,304	2,027,304	-
Airport	721,468	6,065,903	600,000	6,665,903	7,387,371	6,592,932	794,439
Civic Center	-	262,100	676,929	939,029	939,029	939,029	-
Hotel-Motel Tax	2,966,058	4,538,092	-	4,538,092	7,504,150	4,538,092	2,966,058
Public Access Channel	-	28,395	447,900	476,295	476,295	476,295	-
PEG Fund	262,457	260,000	-	260,000	522,457	510,000	12,457
Mercado Management	234,170	118,600	-	118,600	352,770	145,771	206,999
Recreation Fund	214,127	239,840	-	239,840	453,967	450,132	3,835
Environmental Services	2,930,025	4,152,100	34,903	4,187,003	7,117,028	4,935,339	2,181,689
Environmental Services - 2007 CO	-	31,377	-	31,377	31,377	31,377	-
Stormwater Improvement	492,235	2,340,600	-	2,340,600	2,832,835	2,832,835	-
Convention & Visitor's Bureau	-	268,783	2,628,551	2,897,334	2,897,334	2,897,334	-
Parking Meters Fund	814,106	2,111,100	-	2,111,100	2,925,206	2,903,674	21,532
Hazardous Materials	34,903	-	-	-	34,903	34,903	-
Sports and Community Venue	16,104,839	7,586,129	-	7,586,129	23,690,968	6,310,308	17,380,660
Sports and Community Venue Debt Service	2,523,436	11,600	3,795,044	3,806,644	6,330,080	3,866,276	2,463,804
Laredo Energy Arena	-	2,997,482	1,459,089	4,456,571	4,456,571	4,456,571	-
FAA Noise Abatement Lease Prg	813,520	1,455,736	-	1,455,736	2,269,256	1,671,861	597,395
911 Regional Communication	3,429	1,574,542	-	1,574,542	1,577,971	1,577,971	-
Keep Laredo Beautiful	-	25,000	100,000	125,000	125,000	125,000	-
Special Fire Grants	68,250	88,000	624,326	712,326	780,576	780,576	-
Police Trust Fund	3,008,710	659,700	-	659,700	3,668,410	2,456,208	1,212,202
<b>DEBT SERVICE FUNDS</b>							
Debt Service	6,099,305	14,895,488	8,203,002	23,098,490	29,197,795	24,751,600	4,446,195
<b>PERMANENT FUND</b>							
Canseco Endowment Fund	22,615	200	-	200	22,815	2,500	20,315
<b>CAPITAL PROJECTS FUNDS</b>							
Capital Improvements Fund	2,559,444	266,790	2,109,597	2,376,387	4,935,831	4,935,831	-
Airport Construction Fund	-	71,148	50,000	121,148	121,148	121,148	-
Capital Projects	-	81,763	-	81,763	81,763	81,763	-

**CITY OF LAREDO**  
**CONSOLIDATED BUDGET**  
**FY 2012-2013**

FUND	Beginning Balance 10/01/12	Revenues Excluding Transfers	Transfers	Revenues Including Transfers	Total Available	Operating Expenditures & Transfers	Closing Balance 9/30/13
<b>PROPRIETARY FUNDS</b>							
<b>ENTERPRISE FUNDS</b>							
Bridge System / Operating	\$1,760,430	\$46,081,774	-	\$46,081,774	\$47,842,204	\$45,914,867	\$1,927,337
Bridge Construction	500,000	4,248	-	4,248	504,248	504,248	-
Bridge System Debt Service	4,588,748	895,453	7,636,194	8,531,647	13,120,395	8,727,660	4,392,735
Bridge System EI Portal Project	-	362	-	362	362	362	-
Bridge System 2008 Bond	-	1,383	-	1,383	1,383	1,383	-
Laredo Metro, Inc. & Transit System	1,970,102	14,839,521	5,789,037	20,628,558	22,598,660	22,598,660	-
Municipal Housing	1,646,357	1,415,805	-	1,415,805	3,062,162	1,361,211	1,700,951
Solid Waste Management	9,657,172	16,728,515	-	16,728,515	26,385,687	16,228,515	10,157,172
Solid Waste Debt Service	-	-	1,523,672	1,523,672	1,523,672	1,523,672	-
Water System / Operating	17,091,672	39,251,005	-	39,251,005	56,342,677	39,583,347	16,759,330
Water System Debt Service	10,557,094	903,234	15,469,609	16,372,843	26,929,937	16,251,781	10,678,156
Water Operational Construction	-	-	1,418,771	1,418,771	1,418,771	1,418,771	-
Water Availability	4,773,762	1,053,273	-	1,053,273	5,827,035	656,695	5,170,340
Water - Capital Projects	-	1,020,061	-	1,020,061	1,020,061	1,020,061	-
Sewer System / Operating	25,315,989	30,442,097	-	30,442,097	55,758,086	27,699,527	28,058,559
Sewer Operational Construction	-	-	983,854	983,854	983,854	983,854	-
Sewer System Debt Service	4,707,295	14,112	8,681,191	8,695,303	13,402,598	8,639,653	4,762,945
Sewer Bonds	-	388,394	-	388,394	388,394	388,394	-
<b>INTERNAL SERVICE FUNDS</b>							
Fleet Management	1,217,057	6,522,668	5,779,001	12,301,669	13,518,726	13,369,302	149,424
Risk Management	874,093	7,898	6,502,131	6,510,029	7,384,122	7,287,000	97,122
Information Services and Telecommunications	11,301	1,300	2,793,778	2,795,078	2,806,379	2,806,379	-
Health and Benefits	(2,078,676)	7,038,762	17,484,757	24,523,519	22,444,843	22,515,272	(70,429)
<b>FIDUCIARY FUNDS</b>							
<b>PRIVATE-PURPOSE TRUST FUND</b>							
Friends of the Library	108,349	348,400	-	348,400	456,749	357,873	98,876
<b>AGENCY FUND</b>							
City Annuity	-	238,060	1,280,697	1,518,757	1,518,757	1,518,757	-
<b>TOTAL</b>	<b>\$161,712,909</b>	<b>\$378,668,874</b>	<b>\$114,111,936</b>	<b>\$492,780,810</b>	<b>\$654,493,719</b>	<b>\$499,258,627</b>	<b>\$155,235,092</b>
Revenue Excluding Transfers	\$378,668,874					Total Operating Expenditures	\$499,258,627
Decrease in Fund Balance	\$6,477,817					Less Operating Transfers	\$114,111,936
Total Net Operating Budget	<u>\$385,146,691</u>						<u>\$385,146,691</u>

## City of Laredo

### Analysis of Property Tax Levy & Collections

	Actual FY 2009-10	Actual FY 2010-11	Budget FY 2011-12	Estimate FY 2011-12	Proposed FY 2012-13
Total Taxable Value	\$10,510,244,741	\$10,564,462,637	\$10,575,399,084	\$10,512,433,132	\$10,681,584,640
Supplements/(Cancellations)	(52,724,490)	(43,884,144)	-	(10,337,520)	-
Adjusted ARB Value	-	-	-	-	-
Revised Value	\$10,457,520,251	\$10,520,578,493	10,575,399,084	10,502,095,612	10,681,584,640
Tax Rate	0.637000	0.637000	0.637000	0.637000	0.637000
<b>Levy before Adjustments</b>	<b>66,614,404</b>	<b>67,016,085</b>	<b>67,365,292</b>	<b>66,898,349</b>	<b>68,041,694</b>
Less Tax Freeze (65+)	-	-	(545,107)	-	(459,014)
<b>Total Levy Billed</b>	<b>66,614,404</b>	<b>67,016,085</b>	<b>66,820,185</b>	<b>66,898,349</b>	<b>67,582,680</b>
Less Delinquency	2,254,661	1,958,425	2,338,706	1,761,784	2,027,480
Total Current Collection	64,359,743	65,057,660	64,481,479	65,136,565	65,555,200
Prior Year Taxes	2,159,933	1,808,720	2,044,885	1,694,090	1,654,913
Penalty & Interest Collected	1,538,772	1,410,450	1,561,725	1,373,268	1,373,268
<b>Total Revenue</b>	<b>68,058,448</b>	<b>68,276,830</b>	<b>68,088,089</b>	<b>68,203,923</b>	<b>68,583,381</b>
<b>Tax Rate</b>					
General Fund	0.512772	0.512304	0.512296	0.512326	0.498791
Debt Service	0.124228	0.124696	0.124707	0.124674	0.138209
Total Tax Rate	0.637000	0.637000	0.637000	0.637000	0.637000
<b>Distribution of Collections</b>					
General Fund - Current Taxes	51,794,477	52,306,926	51,858,275	52,443,384	51,331,733
General Fund - Prior Yr. Taxes	1,731,038	1,451,232	1,646,134	1,363,743	1,332,205
General Fund P & I	1,538,772	1,410,450	1,561,725	1,373,268	1,373,268
Total General Fund	53,525,515	53,758,158	53,504,409	53,807,127	52,663,938
Debt Service - Current Taxes	12,565,266	12,750,734	12,623,204	12,693,181	14,223,467
Debt Service - Prior Yr. Taxes	428,895	357,488	398,751	330,347	322,708
Total Debt Service	12,994,161	13,108,222	13,021,955	13,023,528	14,546,175
<b>Total Distribution</b>	<b>66,519,676</b>	<b>66,866,380</b>	<b>66,526,364</b>	<b>66,830,655</b>	<b>67,210,113</b>
Total Tax Receivables	5,705,473	5,579,784	7,128,110	5,647,478	6,479,059
Collection Ratio on Adjusted Levy	96.62%	97.08%	96.50%	97.37%	97.00%
Ratio of Taxes Rec to Levy	8.56%	8.33%	10.67%	8.44%	9.59%
Ratio of Collections to Levy	99.86%	99.78%	99.56%	99.90%	99.45%
Collection Ratio on Original Levy	96.13%	96.67%	95.72%	97.27%	96.35%
% Change on Taxable Value	1.85%	0.52%	0.10%	0.02%	1.61%
% Change on Revised Value	1.87%	0.60%	0.52%	0.43%	1.71%
% Change on M & O Rate	0.01%	-0.09%	-0.002%	0.00%	-2.64%
% Change on Debt Service Rate	-0.03%	0.38%	0.009%	-0.02%	10.86%

**CITY OF LAREDO**  
**Full-Time Equivalent Position Summary**

Fund Name	Amended FY 09-10	Amended FY 10-11	Adopted FY 11-12	Amended FY 11-12	Proposed FY 12-13
<b>GOVERNMENTAL FUNDS</b>					
<b>GENERAL FUND</b>	1,453.53	1,434.53	1,416.22	1,417.22	1,446.49
<b>SPECIAL REVENUE FUNDS</b>					
911 Regional Fund	5	5	5	5	5
Airport	40	40	40	40	46
Auto Task	5	5	5	5	5
Civic Center	12	12	11	11	10
Community Development	19.5	19.5	19.5	19.5	20.5
Convention & Visitors Bureau	12	12	11	11	11
Environmental Services	40	40	41	40	40
Keep Laredo Beautiful	1	1	1	1	1
Financial Task	4	4	4	4	4
Hazardous Materials	3	3	3	3	3
Health	229.88	239.88	225.88	242.88	228.88
Home Investment	3	3	3	3	2
Housing Rehab	1	1	1	1	1
Mercado Management	0	0	1	1	1
Noise Abatement	7	8	8	8	8
Parking Meters	27	27	27	27	27
Public Access Center	7	7	7	7	7
Special Fire Grant	15	45	45	45	30
Special Police	5	22	22	22	22
<b>CAPITAL PROJECTS FUNDS</b>					
2008 CO Bond Issue	45	45	45	45	45
<b>PROPRIETARY FUNDS</b>					
<b>ENTERPRISE FUNDS</b>					
Bridge	207	207	190	190	190
Housing Corporation	11	11	12	12	12
Sewer System	72	72	75	75	82
Solid Waste	132	128	128	128	128
Waterworks	188	188	195	195	189
*Transit	10	10	9	9	9
*El Metro	173.7	175.1	171.1	171.1	171.1
<b>INTERNAL SERVICE FUNDS</b>					
Fleet Management	44	45	45	45	45
Health & Benefits	1	1	1	1	1
Information Technology	17	17	17	17	17
Risk Management	13	13	13	13	13
<b>TOTAL</b>	<b>2,803.61</b>	<b>2,841.01</b>	<b>2,797.70</b>	<b>2,814.70</b>	<b>2,820.97</b>

\* Transit & El Metro are non-profit organizations.



**CITY OF LAREDO**  
**UNFUNDED POSITION LISTING**  
**FY 2012-2013**

Fund	Dept/ Div	Position	Position Number	Auth. Number	% Unfunded	Work Hours	Hourly Rate	Annual Salary	Salary & Benefits	Projected Savings
<b>GENERAL FUND</b>										
<b>Building Development Services</b>										
101	1510	BUILDING INSPECTOR	40188	21	100%	2,080	13.80	28,704	47,619	47,619
101	1510	BUILDING PLANS EXAMINER II	40187	3	100%	2,080	16.57	34,466	54,856	54,856
		<b>COUNT</b>	<b>2</b>					<b>63,170</b>	<b>102,475</b>	<b>102,475</b>
<b>City Manager</b>										
101	1230	PUBLIC INFO. OFFICER-C.M. ONLY	30001	1	100%	2,080	19.33	60,000	87,547	87,547
		<b>COUNT</b>	<b>1</b>					<b>60,000</b>	<b>87,547</b>	<b>87,547</b>
<b>City Attorney</b>										
101	1610	ASSISTANT CITY ATTORNEY II	35003	33	100%	2,080	26.83	54,704	80,766	80,766
		<b>COUNT</b>	<b>1</b>					<b>54,704</b>	<b>80,766</b>	<b>80,766</b>
<b>Municipal Court</b>										
101	1400	DEPUTY MUNICIPAL CT CLERK	20072	1	100%	2,080	13.53	28,142	46,761	46,761
		<b>COUNT</b>	<b>1</b>					<b>28,142</b>	<b>46,761</b>	<b>46,761</b>
<b>Police</b>										
101	2310	PATROL OFFICER/CADET	51503	377	100%	2,080	24.95	51,896	78,716	78,716
101	2310	CLERK III	20013	93	100%	2,080	10.13	21,070	37,707	37,707
101	2310	ADMINISTRATIVE ASSISTANT II	20015	46	100%	2,080	16.57	34,466	54,856	54,856
101	2310	CUSTODIAN	80288	12	100%	2,080	8.26	17,181	33,381	33,381
101	2320	CLERK III	20013	29	100%	2,080	10.13	21,070	37,707	37,707
101	2320	CLERK III	20013	73	100%	2,080	10.13	21,070	37,707	37,707
101	2320	EVIDENCE TECHNICIAN	41890	1	100%	2,080	10.53	21,902	38,772	38,772
101	2335	PATROL OFFICER/CADET	51503	147	100%	2,080	24.95	51,896	78,716	78,716
101	2335	PATROL OFFICER/CADET	51503	452	100%	2,080	24.95	51,896	78,716	78,716
101	2335	PATROL OFFICER/CADET	51503	526	100%	2,080	24.95	51,896	78,716	78,716
101	2366	PATROL OFFICER/CADET	51503	35	100%	2,080	24.95	51,896	78,716	78,716
101	2366	PATROL OFFICER/CADET	51503	42	100%	2,080	24.95	51,896	78,716	78,716
101	2366	PATROL OFFICER/CADET	51503	50	100%	2,080	24.95	51,896	78,716	78,716
101	2366	PATROL OFFICER/CADET	51503	65	100%	2,080	24.95	51,896	78,716	78,716
101	2366	PATROL OFFICER/CADET	51503	89	100%	2,080	24.95	51,896	78,716	78,716
101	2366	PATROL OFFICER/CADET	51503	376	100%	2,080	24.95	51,896	78,716	78,716
101	2366	PATROL OFFICER/CADET	51503	378	100%	2,080	24.95	51,896	78,716	78,716
101	2366	PATROL OFFICER/CADET	51503	389	100%	2,080	24.95	51,896	78,716	78,716
101	2366	PATROL OFFICER/CADET	51503	419	100%	2,080	24.95	51,896	78,716	78,716
101	2366	PATROL OFFICER/CADET	51503	472	100%	2,080	24.95	51,896	78,716	78,716
101	2366	PATROL OFFICER/CADET	51503	473	100%	2,080	24.95	51,896	78,716	78,716
101	2366	PATROL OFFICER/CADET	51503	498	100%	2,080	24.95	51,896	78,716	78,716
101	2366	PATROL OFFICER/CADET	51503	613	100%	2,080	24.95	51,896	78,716	78,716
101	2366	PATROL OFFICER/CADET	51503	615	100%	2,080	24.95	51,896	78,716	78,716
101	2366	PATROL OFFICER/CADET	51503	629	100%	2,080	24.95	51,896	78,716	78,716
101	2366	PATROL OFFICER/CADET	51503	704	100%	2,080	24.95	51,896	78,716	78,716
101	2366	PATROL OFFICER/CADET	51503	717	100%	2,080	24.95	51,896	78,716	78,716
101	2366	PATROL OFFICER/CADET	51503	77	100%	2,080	24.95	51,896	78,716	78,716
101	2366	PATROL OFFICER/CADET	51503	724	100%	2,080	24.95	51,896	78,716	78,716
101	2366	PATROL OFFICER/CADET	51503	393	100%	2,080	24.95	51,896	78,716	78,716
101	2366	PATROL OFFICER/CADET	51503	548	100%	2,080	24.95	51,896	78,716	78,716
		<b>COUNT</b>	<b>31</b>					<b>1,434,160</b>	<b>2,208,040</b>	<b>2,208,040</b>

**CITY OF LAREDO**  
**UNFUNDED POSITION LISTING**  
**FY 2012-2013**

<b>Fund</b>	<b>Dept/ Div</b>	<b>Position</b>	<b>Position Number</b>	<b>Auth. Number</b>	<b>% Unfunded</b>	<b>Work Hours</b>	<b>Hourly Rate</b>	<b>Annual Salary</b>	<b>Salary &amp; Benefits</b>	<b>Projected Savings</b>
<b>Parks and Leisure Services</b>										
101	3115	GROUNDSDKEEPER	80666	264	100%	2,080	8.26	17,181	33,272	33,272
101	3115	GROUNDSDKEEPER	80666	266	100%	2,080	8.26	17,181	33,272	33,272
101	3115	GROUNDSDKEEPER	80666	267	100%	2,080	8.26	17,181	33,272	33,272
101	3115	GROUNDSDKEEPER	80666	268	100%	2,080	8.26	17,181	33,272	33,272
101	3120	PARKS CREW LEADER	80610	11	100%	2,080	9.93	20,654	37,829	37,829
101	3120	GROUNDSDKEEPER	80666	74	100%	2,080	8.26	17,181	33,272	33,272
101	3130	GROUNDSDKEEPER	80666	71	100%	2,080	8.26	17,181	33,272	33,272
101	3130	GROUNDSDKEEPER	80666	113	100%	2,080	8.26	17,181	33,272	33,272
		<b>COUNT</b>	<b>8</b>					<b>140,920</b>	<b>270,733</b>	<b>270,733</b>
<b>Library</b>										
101	3170	LIBRARIAN I	31823	12	100%	2,080	14.48	30,118	49,288	49,288
101	3170	BUYER I	41589	16	100%	2,080	11.37	23,650	41,009	41,009
101	3171	CUSTODIAN	80288	31	100%	2,080	8.26	17,181	33,381	33,381
101	3171	CUSTODIAN	80288	72	75%	1,560	8.26	17,181	33,381	25,036
101	3171	LIBRARY TECHNICIAN I	61139	28	75%	1,560	8.92	18,554	34,483	25,863
101	3171	LIBRARIAN II	31138	6	75%	1,560	15.49	32,219	51,978	38,983
101	3174	LIBRARIAN II	31138	8	75%	1,560	15.49	32,219	51,978	38,983
101	3174	LIBRARY TECHNICIAN I	61139	29	75%	1,560	8.92	18,554	34,483	25,863
101	3173	LIBRARY TECHNICIAN I	61139	6	100%	2,080	8.92	18,554	34,483	34,483
		<b>COUNT</b>	<b>9</b>					<b>208,229</b>	<b>364,465</b>	<b>312,889</b>
<b>Traffic (Transportation)</b>										
101	2613	TRAFFIC CONTROL SIGNAL TECHNICIAN I	40022	21	100%	2,080	11.37	23,650	41,964	41,964
		<b>COUNT</b>	<b>1</b>					<b>23,650</b>	<b>41,964</b>	<b>41,964</b>
<b>Public Works</b>										
101	2780	WAREHOUSE CLERK	22201	8	100%	2,080	9.11	18,949	34,991	34,991
		<b>COUNT</b>	<b>1</b>					<b>18,949</b>	<b>34,991</b>	<b>34,991</b>
<b>Economic Development</b>										
101	7500	ECONOMIC DEVELOPMENT DIR.	15054	15	100%	2,080	33.12	68,890	96,323	96,323
		<b>COUNT</b>	<b>1</b>					<b>68,890</b>	<b>96,323</b>	<b>96,323</b>
		<b>COUNT - GENERAL FUND</b>	<b>56</b>					<b>2,100,813</b>	<b>3,334,065</b>	<b>3,282,489</b>
<b>OTHER FUNDS</b>										
<b>Health</b>										
226	2910	ADMINISTRATIVE SECRETARY	20018	61	100%	2,080	11.15	23,192	40,423	40,423
226	2928	ADMINISTRATIVE SECRETARY	20018	48	100%	2,080	11.15	23,192	40,423	40,423
226	2930	SANITATION INSPECTOR II	41807	19	100%	2,080	12.65	26,312	44,588	44,588
		<b>COUNT</b>	<b>3</b>					<b>72,696</b>	<b>125,434</b>	<b>125,434</b>
<b>Community Development</b>										
211	8110	ADMINISTRATIVE ASSISTANT I	20014	168	100%	2,080	13.53	28,142	46,761	46,761
		<b>COUNT</b>	<b>1</b>					<b>28,142</b>	<b>46,761</b>	<b>46,761</b>
<b>Home Investment Partnership</b>										
217	6952	ADMINISTRATIVE ASSISTANT II	20015	39	100%	2,080	16.57	34,466	54,856	54,856
		<b>COUNT</b>	<b>1</b>					<b>34,466</b>	<b>54,856</b>	<b>54,856</b>
		<b>COUNT - OTHER FUNDS</b>	<b>5</b>					<b>135,304</b>	<b>227,051</b>	<b>227,051</b>
		<b>TOTAL UNFUNDED COUNT</b>	<b>61</b>					<b>2,236,117</b>	<b>3,561,117</b>	<b>3,509,541</b>

**CITY OF LAREDO  
CAPITAL OUTLAY REQUESTS  
FY 2012-2013**

DEPARTMENT/FUND	DIVISION	DESCRIPTION	AMOUNT	APPROVED (YES)/ (NO)	FUNDING SOURCE	
Building Development	Building Inspections	<b>Automotive</b>				
		Four 1/2 ton, extended cab replacement trucks	80,000	Yes	Bonds	
		<b>Building Development Total</b>	<u>80,000</u>			
Community Development	Non CDBG Code Enf.	<b>Automotive</b>				
		Replace 2000 unit w/ Full Size, Reg. Cab, Short Bed Truck	17,500	Yes	Bonds	
		<b>Community Development Total</b>	<u>17,500</u>			
<i>Municipal Housing (CD)</i>	Housing - Airport	<b>Machinery &amp; Equipment</b>				
		One Riding Mower	6,000	Yes	Operational	
	Housing - West Laredo	<b>Automotive</b>				
		One Extended Cab, Short Bed Truck	20,000	Yes	Operational	
		<b>Municipal Housing Total</b>	<u>26,000</u>			
Convention & Visitor's Bureau	Administration	<b>Buildings</b>				
		Roof repairs to 2-story Building	20,000	Yes	Operational	
		<b>Convention &amp; Visitor's Bureau Total</b>	<u>20,000</u>			
Engineering <i>Solid Waste</i>	Sanitation	<b>Automotive</b>				
		Three rear loader refuse trucks (@ \$180,000 ea.)	540,000	Yes	Bonds	
		Four side loader refuse trucks (@ \$265,000 ea.)	1,060,000	Yes	Bonds	
		One grapple truck	155,000	Yes	Bonds	
		One roll off truck	128,000	Yes	Bonds	
		Three diesel pick-up trucks (@ \$ 32,000 ea.)	96,000	Yes	Bonds	
	Landfill	<b>Automotive</b>				
		One dozer	540,000	Yes	Bonds	
		<b>Landfill Cell</b>				
			Two new landfill cells (partially fund one at \$2.2MM)	6,200,000	Yes	Bonds
			<b>Solid Waste Total</b>	<u>8,719,000</u>		
	<i>Fleet Management</i>	Maintenance	<b>Automotive</b>			
			One heavy duty wrecker to handle heavy trucks	225,000	Yes	Operational
		<b>Fleet Total</b>	<u>225,000</u>			
Environmental Services	Stormwater	<b>Automotive</b>				
		Replace 2002 Ford 250 with 107,000 miles and 1998 Ford F150 with over 100,000 miles	40,000	Yes	Operational	
		<b>Improvements Other Than Buildings</b>				
		Replace fence around the creek/pond/easement	25,000	Yes	Operational	
		<b>Storm Drain</b>				
		To repair storm drain by Public Works	100,000	Yes	Operational	
		<b>Environmental Services</b>	<u>165,000</u>			
Fire	Administration	<b>Automotive</b>				
		Replace a 1996 aerial truck	1,175,000	Yes	Bonds	
		Replace a 1997 aerial truck	1,175,000	No		
		Replace a 1999 aerial truck with ladder	975,000	No		
		Replace engine 3005, year 2001	490,000	Yes	Bonds	
		Replace 2001 fire engine	490,000	No		
		Replace three 2007 fire suppression supervisor response vehicles at \$24,280 ea. with the following mileage:	72,840	Yes	Bonds	
		60,000 miles				
		70,000 miles				
		105,000 miles				
		Replace 2003 F350 w/ 51,119 mi. w/ F350 4x4 crew cab	27,531	No		
		<b>Minor Apparatus &amp; Tools</b>				
		Replace bunker gear for 125 firefighters @\$2,250ea.	281,250	Yes	Operational	
		Replace and upgrade portable radios as follows:	109,925	No		
		Model XTS 5000 - 4 x \$4,323				
Model XTS 2500 - 26 x \$2,611						
Model APX 6000 - 6 X \$4,124						
300 Facepieces	75,000	Yes	Operational			
60 Communication Devices	72,000	Yes	Operational			

**CITY OF LAREDO  
CAPITAL OUTLAY REQUESTS  
FY 2012-2013**

DEPARTMENT/FUND	DIVISION	DESCRIPTION	AMOUNT	APPROVED (YES)/ (NO)	FUNDING SOURCE		
Fire - Continued	EMS	<b>Automotive</b>					
		Replace 2 ambulances at an avg. cost of \$217,394 ea. that currently have the following mileage: 2006 unit having 144,048 miles 2007 unit having 97,242 miles	434,788	Yes	Bonds		
		Replace 2008 ambulance having 72,460 miles	217,394	No			
		Replace 3 supervisor 2008 units agwith an avg. cost of \$60,000 ea. with the following mileage: 57,762 miles 79,000 miles 80,000 miles	180,000	No			
		Replace F150 crew cab w/ 135K mi. for dist. chief suprvsr.	26,880	No			
		Replace staff Ford Escape with 125,394 miles	20,329	Yes	Bonds		
		Fire Prevention & Arson	<b>Automotive</b>				
			Two Ford Escapes for inspectors, at avg. cost of \$20,329 ea., to replace Ford Expedition with 144,094 miles and F150 with 143,199 miles	40,658	Yes	Bonds	
			One F250 4x4 crew cab for fire safety presentations	24,280	No		
		Training - In House	<b>Machinery &amp; Equipment</b>				
	Replace 25 SCBAs at a cost of \$5,500 ea.			137,500	Yes	Bonds	
	Update airbags for vehicle extrication as follows: One low-pressure set at a cost of \$8,000 One medium-pressure set at a cost of \$8,000		16,000	No			
	Training		<b>Automotive</b>				
			Replace wrecked 2003 Ford Explorer with 80,000 miles	26,880	No		
			Replace two Kawasaki Mules at a cost of \$8,000 ea.	16,000	No		
			<b>Minor Apparatus &amp; Tools</b>				
				Replace 40 SCBA masks for line personnel at \$200 ea.	8,000	No	
			One specialized paratech pakhammer	4,000	No		
			<b>Automotive</b>				
		Replace Suburban with 152,519 miles with F150 crew cab	26,880	No			
	New vehicle for IT division	20,329	Yes	Bonds			
<b>Fire Total</b>			<b>6,143,464</b>				
Parks & Leisure Services	Maintenance	<b>Automotive</b>					
		Eight John Deer riding mowers	88,000	Yes	Bonds		
		Six -Full size extended cab trucks plus accessories	180,000	Yes	Bonds		
		One Full size regular cab trucks-short bed plus accessories	17,000	Yes	Bonds		
		Two Pneumatic Rollers	20,000	Yes	Bonds		
		Bobcat steer loader with attachments	14,580	Yes	Bonds		
		Two Back-holes with extended boom	190,000	Yes	Bonds		
		Two vans 3/4 Ton with utility shelves	39,000	Yes	Bonds		
		<b>Parks &amp; Leisure Services Total</b>			<b>548,580</b>		
		Public Works	Street Maintenance	<b>Machinery &amp; Equipment</b>			
	One Pot Patcher			145,000	Yes	Bonds	
Street Construction	<b>Machinery &amp; Equipment</b>						
	Three Dump Trucks @ \$75,000 each		225,000	Yes	Bonds		
Street Cleaning	<b>Machinery &amp; Equipment</b>						
	One Water Truck		70,000	Yes	Bonds		
<b>Public Works Total</b>			<b>650,000</b>				
Transportation <i>Airport</i>	Ground Maintenance	<b>Automotive</b>					
		One GMC or Ford 250 diesel truck with towing package	30,000	*	Operational		
		Replace 1995 unit with a John Deere tractor	70,000	*	Operational		
		One John Deere riding mower	17,000	*	Operational		
		<b>Machinery and Equipment</b>					
		Replacement of Airport striping ez-liner	70,000	*	Operational		
	<b>Airport Total</b>			<b>187,000</b>			
<i>* Contingent on Sale of Land</i>							
Noise Abatement (Airport)	Leased Buildings	<b>Automotive</b>					
		One extended cab, short bed truck	20,000	Yes	Operational		
<b>Noise Abatement Lease Program Total</b>			<b>20,000</b>				


**CITY OF LAREDO  
CAPITAL OUTLAY REQUESTS  
FY 2012-2013**

DEPARTMENT/FUND	DIVISION	DESCRIPTION	AMOUNT	APPROVED (YES)/ (NO)	FUNDING SOURCE
<i>Transportation - Continued</i>					
<i>Traffic</i>					
	Administration	<b>Automotive</b> One truck for warehouse supervisor	25,000	Yes	Bonds
	Engineering	<b>Automotive</b> Replace 1998 F150 truck used by engineer technician	25,000	Yes	Bonds
	Signals	<b>Automotive</b> Replace 1998 F250 truck for signal supervisor w/ 120K mi.	25,000	Yes	Bonds
		<b>Traffic Total</b>	<u>75,000</u>		
<i>Parking Meters (Traffic)</i>					
	Parking	<b>Automotive</b> Replace two scooters purchased in 2004 & 2005 used by parking enforcement officers at cost of \$7,500 ea.	15,000	Yes	Operational
		<b>Parking Meters Total</b>	<u>15,000</u>		
<i>Utilities</i>					
<i>Waterworks</i>					
	Administration	<b>Automotive</b> One full size F150, crew cab, short bed truck	20,580	Yes	Operational
		One full size suburban	40,000	Yes	Operational
	Engineering	<b>Machinery &amp; Equipment</b> Utilities locator ground penetration radar	30,000	Yes	Operational
		<b>Automotive</b> Two F-150 ext. cab trucks with const. lights at \$18,000 ea.	36,000	Yes	Operational
	Utility Billing	<b>Automotive</b> Replace two 2005 Ford Rangers with mid-size, 4 cylinder short bed trucks at \$14,500 ea.	29,000	Yes	Operational
		Replace 2001 model with a Ford F350 passenger van	25,500	Yes	Operational
		One F-150 full size, regular cab, short bed truck	18,000	Yes	Operational
	Water Treatment	<b>Machinery &amp; Equipment</b> 6" diesel pump	32,000	Yes	Operational
		El Pico booster station PLC	30,000	Yes	Operational
		<b>Automotive</b> One commercial rider mower	14,000	Yes	Operational
		One 1/2 ton, extended cab truck	25,000	Yes	Operational
	Transmission & Distribution	<b>Machinery &amp; Equipment</b> Two replacement trailers for backhoes (@\$12,740 ea.)	25,480	Yes	Operational
		One GPS Unit	25,000	Yes	Operational
		One 18" heavy duty utility trailer for transp. shoring syst.	12,000	Yes	Operational
		<b>Automotive</b> Two replacement backhoes (@\$60,000 each)	120,000	Yes	Operational
		One replacement backhoe with hydraulic hammer	75,000	Yes	Operational
		Two replacement F250 pick up trucks (@\$20,741 ea.)	41,482	Yes	Operational
		One F550 utility crew cab truck	45,000	Yes	Operational
		Two replacement dump trucks (@\$93,377 ea)	186,755	Yes	Operational
		<b>Waterworks Total</b>	<u>830,797</u>		
<i>Sewer System</i>					
	Wastewater Treatment	<b>Machinery &amp; Equipment</b> One Paver	328,000	Yes	Operational
		<b>Automotive</b> One new street sweeper	35,000	Yes	Operational
		One replacement Ford F-150 4x4 pick up truck	40,000	Yes	Operational
		One replacement 27 cubic yard aluminum dump trailer	80,000	Yes	Operational
	Wastewater Collection	<b>Automotive</b> One Ford F150 pickup truck	25,000	Yes	Operational
		One replacement Ford 550 utility pick up truck	65,000	Yes	Operational
		One replacement utility crane	300,000	Yes	Operational
		One Drum pad foot roller	40,000	Yes	Operational
		<b>Machinery &amp; Equipment</b> One 500 gallon tank utility trailer	12,000	Yes	Operational
		Two utility nozzle sets (one new and one replacement)	12,000	Yes	Operational
		<b>Sewer System Total</b>	<u>937,000</u>		
			<b>TOTAL CAPITAL OUTLAY REQUESTED</b>		
			<u><u>18,659,341</u></u>		

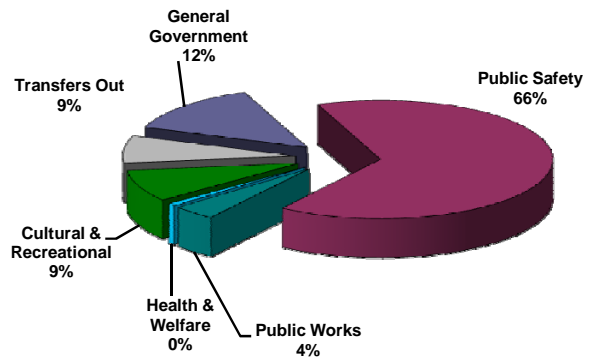
**CITY OF LAREDO, TEXAS  
GENERAL FUND SUMMARY  
OPERATING BUDGET  
FY 2012-2013**

DESCRIPTION	ACTUAL FY 09-10	ACTUAL FY 10-11	ORIGINAL BUDGET FY 11-12	AMENDED BUDGET FY 11-12	TOTAL ESTIMATE FY 11-12	PROPOSED BUDGET FY 12-13
<b>OPENING BALANCE</b>	<b>\$ 30,692,423</b>	<b>\$ 34,946,332</b>	<b>\$ 33,018,733</b>	<b>\$ 35,520,440</b>	<b>\$ 35,520,440</b>	<b>\$ 37,115,914</b>
<b>REVENUES</b>						
Taxes	79,720,752	83,241,178	83,791,146	83,791,146	86,757,400	87,315,511
Licenses and Permits	5,833,700	5,795,166	6,275,704	6,275,704	6,337,467	6,412,891
Intergovernmental	1,581,037	1,629,571	617,500	972,229	828,852	647,500
Franchise Fees	6,668,730	6,995,838	6,676,783	6,676,783	7,223,036	7,344,894
Charges for Service	32,533,436	32,061,368	34,185,358	34,185,358	34,482,318	36,720,887
Fines and Forfeits	3,230,566	3,248,914	3,405,140	3,405,140	3,142,746	3,257,336
Fees and Collections	855,434	790,739	835,576	835,576	833,357	902,845
Rents and Royalties	921,016	931,284	920,880	920,880	879,078	824,174
Reimbursements and Miscellaneous	17,936,816	10,356,224	304,228	304,228	289,021	3,992,865
Other Financing Sources	4,678,800	6,681,267	6,753,416	6,753,416	6,275,012	6,225,000
<b>TOTAL REVENUES</b>	<b>153,960,287</b>	<b>151,731,549</b>	<b>143,765,731</b>	<b>144,120,460</b>	<b>147,048,287</b>	<b>153,643,903</b>
<b>TOTAL AVAILABLE</b>	<b>184,652,710</b>	<b>186,677,881</b>	<b>176,784,464</b>	<b>179,640,900</b>	<b>182,568,727</b>	<b>190,759,817</b>
<b>EXPENDITURES</b>						
General Government	15,843,944	16,452,532	17,426,509	17,628,068	16,525,064	18,316,763
Public Safety	90,843,181	93,079,269	95,605,363	96,356,745	96,822,243	100,927,132
Public Works	4,862,869	5,040,237	5,587,788	5,671,223	5,275,614	6,169,243
Health and Welfare	870,349	839,064	776,931	777,349	774,462	486,756
Cultural and Recreational	10,523,927	11,145,300	13,304,258	13,656,769	13,420,106	14,274,298
Other Financing Uses	26,762,108	24,601,039	11,120,572	11,939,585	12,635,324	13,525,401
<b>TOTAL EXPENDITURES</b>	<b>149,706,378</b>	<b>151,157,441</b>	<b>143,821,421</b>	<b>146,029,739</b>	<b>145,452,813</b>	<b>153,699,593</b>
<b>CLOSING BALANCE</b>	<b>\$ 34,946,332</b>	<b>\$ 35,520,440</b>	<b>\$ 32,963,043</b>	<b>\$ 33,611,161</b>	<b>\$ 37,115,914</b>	<b>\$ 37,060,224</b>

**REVENUES**



**EXPENDITURES**



**CITY OF LAREDO, TEXAS  
GENERAL FUND SUMMARY  
REVENUES  
FY 2012-2013**

REVENUES	ACTUAL FY 09-10	ACTUAL FY 10-11	ORIGINAL BUDGET FY 11-12	AMENDED BUDGET FY 11-12	TOTAL ESTIMATE FY 11-12	PROPOSED BUDGET FY 12-13
<b>TAXES</b>						
Current Taxes	51,794,478	52,306,926	51,858,275	51,858,275	52,443,384	51,331,733
Prior Year Taxes	1,731,038	1,451,232	1,646,134	1,646,134	1,363,743	1,332,205
Additional Taxes	19,562	24,847	25,095	25,095	41,215	33,031
Penalty and Interest	1,538,772	1,410,450	1,561,725	1,561,725	1,373,268	1,373,268
Penalty for Tax Attorney	723,047	612,238	767,501	767,501	648,310	680,723
Rendition Penalties	69,434	84,376	85,501	85,501	70,792	71,499
Alcoholic Beverage Tax	304,894	341,545	339,254	339,254	329,723	333,021
Bingo Tax	68,235	74,345	78,954	78,954	82,817	83,646
General Sales and Use Tax	23,471,292	26,935,219	27,428,707	27,428,707	30,404,148	32,076,385
<b>Subtotal - TAXES</b>	<b>79,720,752</b>	<b>83,241,178</b>	<b>83,791,146</b>	<b>83,791,146</b>	<b>86,757,400</b>	<b>87,315,511</b>
<b>LICENSES AND PERMITS</b>						
Alcohol Beverage License	10,335	4,244	10,335	10,335	6,830	5,943
Taxi Cab License	3,330	3,234	3,000	3,000	2,825	3,000
Traffic Escort License	195	300	225	225	325	325
Telecommunication	2,674,662	2,482,551	2,385,922	2,385,922	2,417,965	2,389,107
Alcohol Beverage Permits	83,926	25,961	83,927	83,927	69,649	33,752
Taxi Cab Permit	4,815	4,554	4,570	4,570	4,620	4,600
Traffic Escort Permit	1,200	1,200	1,300	1,300	1,300	1,300
Alarm Permits and Fees	204,230	225,505	218,901	218,901	212,809	214,935
Special Use Permit	950	950	-	-	-	-
Amusement Devices	1,057,014	1,161,566	1,750,000	1,750,000	1,731,600	1,858,500
Private Premises Vendors	7,080	6,065	7,000	7,000	-	3,000
Building Permit	556,036	592,883	561,899	561,899	610,500	610,500
Building Plan Review Fee	270,620	289,124	257,245	257,245	305,500	305,500
Re-Inspection Fee	1,450	1,800	1,500	1,500	1,800	2,400
Electrical Permit	156,607	165,193	149,360	149,360	165,000	165,000
Plumbing Permit	104,020	116,677	123,475	123,475	123,435	127,164
Mechanical Permit	62,725	67,369	76,137	76,137	76,137	76,137
Oversize Permit	177,515	206,330	210,081	210,081	227,799	232,355
Overload Permit	450,690	432,060	423,227	423,227	372,073	372,073
Wrecker Permit	6,300	6,600	6,600	6,600	6,300	6,300
Drilling Permit	-	1,000	1,000	1,000	1,000	1,000
<b>Subtotal - LICENSES AND PERMITS</b>	<b>5,833,700</b>	<b>5,795,166</b>	<b>6,275,704</b>	<b>6,275,704</b>	<b>6,337,467</b>	<b>6,412,891</b>

**CITY OF LAREDO, TEXAS  
GENERAL FUND SUMMARY  
REVENUES  
FY 2012-2013**

REVENUES	ACTUAL FY 09-10	ACTUAL FY 10-11	ORIGINAL BUDGET FY 11-12	AMENDED BUDGET FY 11-12	TOTAL ESTIMATE FY 11-12	PROPOSED BUDGET FY 12-13
<b>INTERGOVERNMENTAL</b>						
Texas State Lib & Archives	5,110	800	-	-	-	-
FEMA	192,145	2,577	-	213	-	-
State Homeland Security	1,051,852	286,983	-	354,516	354,516	-
LEOSE Account	32,312	38,530	32,000	32,000	7,598	33,000
Dept. of Public Safety	-	64	-	-	-	-
State Planning Grant	217,435	283,926	500,000	500,000	381,238	500,000
Dept. of Info. Resources	-	5,702	-	-	-	-
Webb County	34,500	34,500	34,500	34,500	34,500	34,500
Prairie Foundation	80	-	-	-	-	-
Flags RAC-Trauma SER"IT"	5,603	5,276	9,000	9,000	9,000	13,000
911 Regional Administration	-	929,213	-	-	-	-
Municipal Housing PILOT	42,000	42,000	42,000	42,000	42,000	67,000
Subtotal - INTERGOVERNMENTAL	1,581,037	1,629,571	617,500	972,229	828,852	647,500
<b>FRANCHISE FEES</b>						
Electric System Franchise	4,633,716	4,950,629	4,686,829	4,686,829	5,059,449	5,122,692
Gas System Franchise	505,922	452,399	473,718	473,718	511,486	537,061
Cable System Franchise	1,248,270	1,304,390	1,220,000	1,220,000	1,348,739	1,375,712
Waste Collection Franchise	280,822	288,420	296,236	296,236	303,362	309,429
Subtotal - FRANCHISE FEES	6,668,730	6,995,838	6,676,783	6,676,783	7,223,036	7,344,894
<b>CHARGES FOR SERVICE</b>						
Sale of Maps	3,109	3,213	3,000	3,000	820	1,500
Sale of Plans and Specifications	11,675	4,275	6,000	6,000	6,000	6,000
Airport Adm. Charge	174,184	168,420	199,299	199,299	199,299	189,012
Fleet Management Adm. Charge	320,994	274,026	297,554	297,554	297,554	403,192
Mercado Administrative Charge	4,370	4,240	4,187	4,187	4,187	4,764
IT Fund	90,736	92,008	104,511	104,511	104,511	110,411
Bridge Adm. Charge	1,676,339	1,516,945	1,608,796	1,608,796	1,608,796	1,859,771
Bridge Transfer	21,410,067	21,819,101	21,915,420	21,915,420	22,198,862	22,531,066
Civic Center Adm. Charge	9,750	9,701	8,342	8,342	8,342	9,298
Health Department Grants	100,000	100,000	100,000	100,000	100,000	100,000
Municipal Housing Adm. Charge	50,145	48,141	50,723	50,723	50,723	56,519
Waterworks Adm. Charge	1,177,038	1,196,558	1,246,224	1,246,224	1,246,224	1,641,001
Sewer Adm. Charge	512,830	714,003	799,880	799,880	799,880	1,108,094
Risk Management	184,635	142,232	189,574	189,574	189,574	179,380
Landfill Adm. Charge	625,386	629,590	692,094	692,094	692,094	787,684
Parking Meter Adm. Charge	71,056	63,084	67,881	67,881	67,881	80,728



**CITY OF LAREDO, TEXAS  
GENERAL FUND SUMMARY  
REVENUES  
FY 2012-2013**

REVENUES	ACTUAL FY 09-10	ACTUAL FY 10-11	ORIGINAL BUDGET FY 11-12	AMENDED BUDGET FY 11-12	TOTAL ESTIMATE FY 11-12	PROPOSED BUDGET FY 12-13
<b>CHARGES FOR SERVICES (continued)</b>						
Environmental Services	412,177	419,822	471,522	471,522	471,522	602,190
Haz-Mat Adm. Charge	10,380	9,992	10,123	10,123	10,123	-
Veteran's Field	2,163	1,585	-	-	-	-
Recreation Fund	4,012	5,159	6,249	6,249	6,249	8,600
Community Development	30,282	25,077	13,619	13,619	13,619	13,229
Health	20,406	23,042	13,195	13,195	13,195	20,054
Transit	2,633	2,711	2,389	2,389	2,389	2,551
Accounting Services	51,944	-	45,000	45,000	-	-
Billing Service Fees	730,583	730,583	1,080,000	1,080,000	1,080,000	1,440,000
Convention And Visitors	2,633	2,711	2,389	2,389	2,389	2,472
Engineering Charges - Other	16,626	19,171	15,000	15,000	15,000	15,000
Alley Vacating Fee	-	-	-	-	1,800	-
Building Overtime Charges	1,158	11,359	-	-	-	-
Police Special Services	224,295	210,891	213,000	213,000	187,371	190,000
Alarm System Charges	33,620	50,705	32,000	32,000	56,990	55,000
County Fire Services	600,000	12,026	-	-	-	-
Alarm System Charges	8,430	8,515	8,298	8,298	6,380	6,444
Fire Inspection Fees	144,770	177,868	142,000	142,000	186,370	186,000
Airport Crash Crew	888,573	969,159	984,404	984,404	984,404	1,071,127
Hazardous Material Containment	11,978	13,095	5,000	5,000	5,000	5,000
Fire Training Facility	122,653	155,620	88,025	88,025	106,570	76,600
Ambulance Service Fees	2,454,259	2,114,560	3,400,000	3,400,000	3,400,000	3,600,000
Grave Services	124,899	106,779	120,000	120,000	115,000	115,000
On Call Funeral Arrangement	1,200	500	1,000	1,000	1,000	1,000
Removal - Monuments/Markers	1,490	1,780	1,100	1,100	1,000	1,000
Monument Permit Fees	3,115	2,485	2,900	2,900	3,000	3,000
Foundation Fees	6,000	7,250	5,000	5,000	6,000	6,000
Temporary Markers	326	193	160	160	200	200
Special Services / Overtime	8,300	6,335	8,000	8,000	8,000	8,000
Special Services / Disinterment	300	875	500	500	1,000	1,000
Vault Liner / Extra Wide	1,150	800	1,000	1,000	1,000	1,000
Sale Cemetery Lots	95,767	90,183	95,000	95,000	97,000	97,000
Grounds Maintenance	95,000	95,000	125,000	125,000	125,000	125,000
<b>Subtotal - CHARGES FOR SERVICE</b>	<b>32,533,436</b>	<b>32,061,368</b>	<b>34,185,358</b>	<b>34,185,358</b>	<b>34,482,318</b>	<b>36,720,887</b>

**FINES AND FORFEITS**

Court Fines	2,725,841	2,741,389	2,925,500	2,925,500	2,664,916	2,775,500
Crime Victims Fund	6,587	7,788	5,616	5,616	7,581	7,696
Senate and House State Fees	102	120	85	85	87	111
Training Fund	778	926	740	740	791	900
Operators and Chauffeurs	6	-	-	-	-	-
Arrest Fees	858	745	704	704	424	264
Child Safety	8,757	8,612	8,000	8,000	8,914	8,000
General Revenue	34	40	43	43	43	43
Comprehensive Rehab	6	6	6	6	6	6
Traffic	42,893	39,557	39,380	39,380	34,542	33,000

**CITY OF LAREDO, TEXAS**  
**GENERAL FUND SUMMARY**  
**REVENUES**  
**FY 2012-2013**

<b>REVENUES</b>	<b>ACTUAL FY 09-10</b>	<b>ACTUAL FY 10-11</b>	<b>ORIGINAL BUDGET FY 11-12</b>	<b>AMENDED BUDGET FY 11-12</b>	<b>TOTAL ESTIMATE FY 11-12</b>	<b>PROPOSED BUDGET FY 12-13</b>
<b>FINES AND FORFEITS (continued)</b>						
Technology Fee	89,409	88,313	85,500	85,500	83,470	85,500
Building Security Fee	67,090	66,220	64,500	64,500	64,511	64,500
Time Payment Fee	142,053	140,274	140,000	140,000	131,585	133,000
Fugitive Apprehension	2,134	1,882	1,750	1,750	1,905	1,820
Juvenile Crime and Delinquencies	150	184	120	120	131	165
CMI	88	114	68	68	75	90
State Traffic Fees	19,277	16,856	16,973	16,973	16,821	16,973
Consolidated Court Cost	82,805	80,195	71,820	71,820	77,011	79,800
Judicial Fees	10,289	9,572	9,000	9,000	8,934	9,000
State Jury Fees	6,967	6,478	6,090	6,090	6,127	6,090
Failure to Appear Fees	21,339	36,761	26,400	26,400	31,990	32,000
Indigent Defense Fee-IDF	3,048	2,777	2,800	2,800	2,800	2,800
Civil Justice Fee	50	78	21	21	65	78
CS3(SB61) Child Safety	5	27	24	24	17	-
<b>Subtotal - FINES AND FORFEITS</b>	<b>3,230,566</b>	<b>3,248,914</b>	<b>3,405,140</b>	<b>3,405,140</b>	<b>3,142,746</b>	<b>3,257,336</b>
<b>FEES AND COLLECTIONS</b>						
Child Support - Adm. Fee	15,423	16,238	15,607	15,607	15,607	15,875
City Secretary Fees	-	5	35	35	-	-
Public Info Req/Research	2,431	1,201	1,200	1,200	-	1,200
Late Fees	50	50	-	-	-	-
Tax Certificate	2,970	4,110	2,617	2,617	3,149	3,149
Credit Card Fee	18,362	24,023	23,618	23,618	25,047	25,296
Land Development Fees	72,700	54,956	50,000	50,000	61,750	50,000
Annexation Filing Fees	-	-	1,000	1,000	1,000	1,000
Street Cuts	363,254	340,950	236,750	236,750	313,000	313,000
Street Lights	10,674	12,775	4,000	4,000	3,290	3,588
Street Solicitation Registration	1,775	2,250	1,800	1,800	1,475	1,500
Lot Clearance Fee	17,211	20,734	10,000	10,000	16,116	18,020
Demolition Fees	3,685	6,724	3,500	3,500	3,500	4,636
Street Vendor Permit	4,125	5,140	4,300	4,300	4,300	4,300
Swimming Pool Fees	36,443	14,616	64,000	64,000	40,000	40,000
Swimming Pool Lessons	27	-	-	-	-	-
Swimming Pool Rental	8,140	8,845	8,200	8,200	11,000	11,000
Softball Rent	2,060	910	-	-	-	-
Tennis Court Usage Fee	-	-	-	-	240	5,780
Racket Ball Court Fee	-	-	-	-	120	1,900
Rec. Center Annual Fee	95,854	119,935	202,500	202,500	178,800	200,000
Rec. Center-Summer Program	50,750	58,700	120,000	120,000	70,000	120,000
Registration Fees	7,570	2,950	-	-	-	-
Conference Fees	2,325	-	4,625	4,625	4,625	-
Rec Center-Special Event	4,410	1,575	-	-	-	-
Vendor Fees	4,700	2,855	-	-	-	-
Vending Machines	66	12	6	6	20	25
Library Fines	124,913	86,259	75,818	75,818	75,818	76,576
Copier Reimbursement Fee	5,516	4,926	6,000	6,000	4,500	6,000
<b>Subtotal - FEES AND COLLECTIONS</b>	<b>855,434</b>	<b>790,739</b>	<b>835,576</b>	<b>835,576</b>	<b>833,357</b>	<b>902,845</b>

**CITY OF LAREDO, TEXAS  
GENERAL FUND SUMMARY  
REVENUES  
FY 2012-2013**

REVENUES	ACTUAL FY 09-10	ACTUAL FY 10-11	ORIGINAL BUDGET FY 11-12	AMENDED BUDGET FY 11-12	TOTAL ESTIMATE FY 11-12	PROPOSED BUDGET FY 12-13
<b>RENTS, ROYALTIES AND INTEREST</b>						
Rent - Veteran's Field	-	-	6,000	6,000	-	-
Rent -City Hall	27,000	27,000	27,000	27,000	-	-
Rent - Recreation Centers	3,750	3,590	7,000	7,000	7,000	9,000
Rent - Library Rooms	2,850	4,100	2,350	2,350	4,768	4,875
Rent - Old Municipal Court Bldg	-	2,678	64,260	64,260	64,260	64,260
Rent - Library Equipment	170	370	100	100	100	100
Rent - Land	68,402	61,611	55,000	55,000	45,052	-
Rent - River Drive Mall	19,943	-	-	-	-	-
Telecommunication Rentals	443,563	555,227	519,445	519,445	514,775	527,035
Parks and Pavilions	6,355	7,755	10,625	10,625	10,625	10,625
St. Patrick Church	-	600	400	400	300	300
CAA Head Start Program	25,500	25,500	25,500	25,500	28,920	33,708
Commission - Concessions	6,000	1,500	16,000	16,000	3,000	3,000
Commission - Vending Machines	2,079	1,664	2,000	2,000	1,463	1,463
Market Tennis Courts	1,379	1,736	2,300	2,300	2,300	2,500
Other	-	-	-	-	-	-
Mineral Royalties	12,895	11,030	11,000	11,000	8,625	8,625
Inspection Fees	1,000	-	2,000	2,000	1,000	1,000
Interest Earnings	294,210	220,168	169,900	169,900	181,000	150,000
Interest Charge-Contracts	1,889	4,739	-	-	5,096	5,096
Interest Earnings Restricted	2,733	1,483	-	-	608	2,400
Discount Earnings	1,298	533	-	-	186	187
Subtotal - RENTS, ROYALTIES AND INTEREST	921,016	931,284	920,880	920,880	879,078	824,174

**REIMBURSEMENTS AND MISCELLANEOUS**

Contributions	17,394,912	9,743,080	245,375	245,375	20,000	250,000
Sister Cities Youth Cmte.	-	6,247	-	-	-	-
Reimbursement - Jury Duty	3,655	4,418	3,403	3,403	3,403	11,478
Reimbursement - Worker's Comp	323,599	14,070	-	-	-	-
Xerox Copies	279	43	-	-	-	-
Reimbursement - Court Cases	1,168	2,053	1,800	1,800	653	800
Reimbursement - Prior Year Exp	68,809	45,440	-	-	30,420	25,000
Reimbursement - Damaged Property	56,538	10,273	-	-	-	-
Returned Checks Fee	2,827	2,976	-	-	1,950	2,000
Bad Debt Recovery	3,494	-	-	-	-	-
Public Works Salary / Material	18,120	156,971	-	-	-	-
Miscellaneous Revenue	57,059	184,602	50,000	50,000	151,177	53,787
PD Property Room Cases	-	46,809	-	-	25,735	15,000
I.H. 35 Maint. Agreement	-	12,810	-	-	-	-

**CITY OF LAREDO, TEXAS  
GENERAL FUND SUMMARY  
REVENUES  
FY 2012-2013**

<b>REVENUES</b>	<b>ACTUAL FY 09-10</b>	<b>ACTUAL FY 10-11</b>	<b>ORIGINAL BUDGET FY 11-12</b>	<b>AMENDED BUDGET FY 11-12</b>	<b>TOTAL ESTIMATE FY 11-12</b>	<b>PROPOSED BUDGET FY 12-13</b>
<b>REIMBURSEMENTS AND MISCELLANEOUS</b>						
<b>(continued)</b>						
Sale of Land	-	-	-	-	47,000	3,600,000
Sale of Streets-Principal			-	-	3,400	30,000
Sale of Vehicles	-	113,528	-	-	-	-
Sale/Disposition - Assets	768	-	-	-	-	-
Sale of Scrap Materials	5,588	12,904	3,650	3,650	5,283	4,800
Subtotal - REIMBURSEMENTS AND MISCELLANEOUS	17,936,816	10,356,224	304,228	304,228	289,021	3,992,865
<b>OTHER FINANCING SOURCES</b>						
Airport	-	-	454,971	454,971	-	-
Hotel-Motel Occupancy Tax	8,800	7,538	25,000	25,000	11,250	25,000
Recreation Fund	100,000	-	-	-	-	-
Veteran's Field	-	-	9,683	9,683	-	-
Capital Improvement Fund	2,500,000	3,889,751	5,600,000	5,600,000	5,600,000	4,000,000
Parking Meters	-	1,000,000	200,000	200,000	200,000	450,000
Recreation Fund	-	-	-	-	-	150,000
Laredo Public Facility Corp	-	-	-	-	-	100,000
Fleet Management	-	457,591	200,000	200,000	200,000	750,000
Risk Management	-	1,026,387	105,233	105,233	105,233	750,000
Information Technology	-	300,000	158,529	158,529	158,529	-
Comb Tax & WW & SS 2008B	2,070,000	-	-	-	-	-
Subtotal - OTHER FINANCING SOURCES	4,678,800	6,681,267	6,753,416	6,753,416	6,275,012	6,225,000
<b>TOTAL REVENUES</b>	<b>153,960,287</b>	<b>151,731,549</b>	<b>143,765,731</b>	<b>144,120,460</b>	<b>147,048,287</b>	<b>153,643,903</b>

**CITY OF LAREDO, TEXAS  
GENERAL FUND SUMMARY  
EXPENDITURES  
FY 2012-2013**

EXPENDITURES	ACTUAL FY 09-10	ACTUAL FY 10-11	ORIGINAL BUDGET FY 11-12	AMENDED BUDGET FY 11-12	TOTAL ESTIMATE FY 11-12	PROPOSED BUDGET FY 12-13
<b>GENERAL GOVERNMENT</b>						
<b>Mayor and City Council</b>						
Personnel Services	177,062	184,034	208,897	208,897	174,901	215,927
Materials and Supplies	62,263	100,171	85,416	57,939	57,939	31,416
Contractual Services	469,516	462,859	439,157	471,497	471,497	495,866
<b>Total Mayor and City Council</b>	<b>708,841</b>	<b>747,064</b>	<b>733,470</b>	<b>738,333</b>	<b>704,337</b>	<b>743,209</b>
<b>City Manager's Office</b>						
City Manager						
Personnel Services	995,698	1,081,234	1,080,417	1,080,417	1,120,753	1,232,701
Materials and Supplies	12,035	13,592	14,547	20,601	20,555	19,047
Contractual Services	117,640	100,469	114,220	111,363	102,744	112,399
<b>Subtotal City Manager</b>	<b>1,125,373</b>	<b>1,195,295</b>	<b>1,209,184</b>	<b>1,212,381</b>	<b>1,244,052</b>	<b>1,364,147</b>
Internal Audit						
Personnel Services	218,446	226,143	229,367	229,367	229,764	240,634
Materials and Supplies	910	808	1,003	703	1,108	650
Contractual Services	13,897	10,640	13,459	13,759	13,198	14,344
<b>Subtotal Internal Audit</b>	<b>233,253</b>	<b>237,591</b>	<b>243,829</b>	<b>243,829</b>	<b>244,070</b>	<b>255,628</b>
Public Information Office						
Personnel Services	77,128	83,045	150,906	150,906	92,645	80,046
Materials and Supplies	388	168	541	541	457	799
Contractual Services	15,137	3,041	14,873	15,029	2,549	14,793
<b>Subtotal Information Office</b>	<b>92,653</b>	<b>86,254</b>	<b>166,320</b>	<b>166,476</b>	<b>95,651</b>	<b>95,638</b>
City Hall Maintenance						
Personnel Services	169,074	175,908	185,853	185,853	185,167	193,817
Materials and Supplies	33,749	31,163	37,382	42,187	40,417	37,290
Contractual Services	219,913	245,794	259,362	319,830	282,229	261,057
<b>Subtotal City Hall Maintenance</b>	<b>422,736</b>	<b>452,865</b>	<b>482,597</b>	<b>547,870</b>	<b>507,813</b>	<b>492,164</b>
City Hall Annex						
Materials and Supplies	-	-	-	-	16,100	16,100
Contractual Services	-	-	-	-	90,050	90,050
<b>Subtotal City Hall Annex</b>	<b>-</b>	<b>-</b>	<b>-</b>	<b>-</b>	<b>106,150</b>	<b>106,150</b>
<b>Total City Manager's Office</b>	<b>1,874,015</b>	<b>1,972,005</b>	<b>2,101,930</b>	<b>2,170,556</b>	<b>2,197,736</b>	<b>2,313,727</b>

**CITY OF LAREDO, TEXAS  
GENERAL FUND SUMMARY  
EXPENDITURES  
FY 2012-2013**

<b>EXPENDITURES</b>	<b>ACTUAL FY 09-10</b>	<b>ACTUAL FY 10-11</b>	<b>ORIGINAL BUDGET FY 11-12</b>	<b>AMENDED BUDGET FY 11-12</b>	<b>TOTAL ESTIMATE FY 11-12</b>	<b>PROPOSED BUDGET FY 12-13</b>
<b>Municipal Court</b>						
Personnel Services	1,022,623	1,059,041	1,141,900	1,141,900	1,048,401	1,190,026
Materials and Supplies	21,664	32,860	21,661	24,412	23,472	20,661
Contractual Services	216,299	224,724	223,802	244,521	238,030	238,215
Other Charges	442	741	117,442	110,241	10	965
Capital Outlay	5,500	7,995	-	14,400	14,400	-
<b>Total Municipal Court</b>	<b>1,266,528</b>	<b>1,325,361</b>	<b>1,504,805</b>	<b>1,535,474</b>	<b>1,324,313</b>	<b>1,449,867</b>
<b>Building Development Services</b>						
<b>Building Inspections</b>						
Personnel Services	1,157,357	1,108,938	1,290,589	1,290,589	1,079,941	1,251,412
Materials and Supplies	56,138	58,415	74,719	77,739	62,684	74,859
Contractual Services	123,489	115,221	111,363	112,638	109,726	113,671
Capital Outlay	-	30,390	-	-	-	-
<b>Total Building Inspections</b>	<b>1,336,984</b>	<b>1,312,964</b>	<b>1,476,671</b>	<b>1,480,966</b>	<b>1,252,351</b>	<b>1,439,942</b>
<b>Development Review Eng</b>						
Personnel Services	452,993	481,225	503,498	503,498	439,492	532,436
Materials and Supplies	12,090	13,691	16,394	16,394	17,800	20,929
Contractual Services	15,445	13,812	14,329	17,829	16,377	19,388
<b>Total Development Review Eng</b>	<b>480,528</b>	<b>508,728</b>	<b>534,221</b>	<b>537,721</b>	<b>473,669</b>	<b>572,753</b>
<b>Code Enforcement</b>						
Personnel Services	298,613	302,159	310,890	310,890	233,877	309,423
Materials and Supplies	9,933	17,303	14,246	14,246	13,048	18,400
Contractual Services	13,876	17,773	17,624	17,624	17,608	17,939
<b>Total Code Enforcement</b>	<b>322,422</b>	<b>337,235</b>	<b>342,760</b>	<b>342,760</b>	<b>264,533</b>	<b>345,762</b>
<b>Public Right of Way</b>						
Personnel Services	175,027	181,585	184,645	184,645	185,513	194,002
Materials and Supplies	7,912	7,679	11,660	11,660	4,522	10,348
Contractual Services	9,015	7,268	11,422	11,422	11,214	12,172
<b>Total Public Right of Way</b>	<b>191,954</b>	<b>196,532</b>	<b>207,727</b>	<b>207,727</b>	<b>201,249</b>	<b>216,522</b>
<b>Geographic Information System</b>						
Personnel Services	174,004	178,338	187,475	187,475	193,074	201,662
Materials and Supplies	3,976	5,761	4,271	6,503	6,022	3,946
Contractual Services	10,442	9,409	9,373	11,573	11,085	11,113
<b>Total Geographic Information System</b>	<b>188,422</b>	<b>193,508</b>	<b>201,119</b>	<b>205,551</b>	<b>210,181</b>	<b>216,721</b>
<b>Total Building Development Services</b>	<b>2,520,310</b>	<b>2,548,967</b>	<b>2,762,498</b>	<b>2,774,725</b>	<b>2,401,983</b>	<b>2,791,700</b>

**CITY OF LAREDO, TEXAS**  
**GENERAL FUND SUMMARY**  
**EXPENDITURES**  
**FY 2012-2013**

EXPENDITURES	ACTUAL FY 09-10	ACTUAL FY 10-11	ORIGINAL BUDGET FY 11-12	AMENDED BUDGET FY 11-12	TOTAL ESTIMATE FY 11-12	PROPOSED BUDGET FY 12-13
<b>City Attorney's Office</b>						
Personnel Services	757,046	786,620	875,057	875,057	766,080	947,121
Materials and Supplies	53,400	51,869	83,467	88,130	84,048	83,867
Contractual Services	41,730	53,989	49,407	52,903	52,141	49,461
Total City Attorney's Office	852,176	892,478	1,007,931	1,016,090	902,269	1,080,449
<b>City Secretary's Office</b>						
City Secretary						
Personnel Services	334,491	320,573	335,599	335,599	329,034	356,499
Materials and Supplies	10,965	16,813	13,019	13,609	12,394	13,019
Contractual Services	85,668	88,716	74,494	80,780	80,913	75,413
Subtotal City Secretary	431,124	426,102	423,112	429,988	422,341	444,931
Elections						
Personnel Services	-	-	1,273	1,273	-	1,280
Contractual Services	43,968	274,221	43,967	43,967	43,967	139,014
Subtotal Elections	43,968	274,221	45,240	45,240	43,967	140,294
Total City Secretary's Office	475,092	700,323	468,352	475,228	466,308	585,225
<b>Tax Office</b>						
Personnel Services	887,524	901,277	929,656	929,656	931,322	981,515
Materials and Supplies	25,025	26,195	30,998	30,978	25,415	31,131
Contractual Services	107,774	108,345	108,752	112,337	115,231	125,771
Other Charges	5	121	43	43	283	283
Total Tax Office	1,020,328	1,035,938	1,069,449	1,073,014	1,072,251	1,138,700
<b>Financial Services</b>						
Accounting						
Personnel Services	1,000,699	956,979	1,020,299	1,020,299	942,594	1,025,917
Materials and Supplies	28,375	21,982	28,372	27,479	23,361	26,413
Contractual Services	112,053	101,681	109,236	109,567	105,059	113,992
Other Charges	5	6	4	4	4	4
Subtotal Accounting	1,141,132	1,080,648	1,157,911	1,157,349	1,071,018	1,166,326
Purchasing						
Personnel Services	410,926	457,378	460,415	460,415	461,895	483,052
Materials and Supplies	5,136	3,573	5,134	5,182	4,852	5,134
Contractual Services	18,446	19,555	19,391	20,469	19,927	20,454
Subtotal Purchasing	434,508	480,506	484,940	486,066	486,674	508,640

**CITY OF LAREDO, TEXAS**  
**GENERAL FUND SUMMARY**  
**EXPENDITURES**  
**FY 2012-2013**

<b>EXPENDITURES</b>	<b>ACTUAL FY 09-10</b>	<b>ACTUAL FY 10-11</b>	<b>ORIGINAL BUDGET FY 11-12</b>	<b>AMENDED BUDGET FY 11-12</b>	<b>TOTAL ESTIMATE FY 11-12</b>	<b>PROPOSED BUDGET FY 12-13</b>
Payroll						
Personnel Services	197,181	203,897	208,068	208,068	209,391	214,282
Materials and Supplies	2,552	4,703	3,168	7,223	6,558	6,368
Contractual Services	10,899	8,175	10,493	7,932	7,968	7,841
Subtotal Payroll	210,632	216,775	221,729	223,223	223,917	228,491
Accounts Payable						
Personnel Services	298,277	286,349	325,330	320,256	320,724	338,571
Materials and Supplies	4,545	2,571	4,545	3,525	3,204	4,545
Contractual Services	26,027	62,778	26,564	32,978	32,208	27,590
Subtotal Accounts Payable	328,849	351,698	356,439	356,759	356,136	370,706
Budget						
Personnel Services	281,013	288,561	291,989	291,989	293,278	306,372
Materials and Supplies	6,450	12,781	6,370	6,721	6,482	6,370
Contractual Services	45,172	60,298	44,811	44,811	42,851	45,520
Subtotal Budget	332,635	361,640	343,170	343,521	342,611	358,262
Total Financial Services	2,447,756	2,491,267	2,564,189	2,566,918	2,480,356	2,632,425
<b>Human Resources</b>						
Personnel						
Personnel Services	382,639	395,315	400,324	400,324	396,630	395,106
Materials and Supplies	14,221	10,656	12,168	13,347	13,347	12,318
Contractual Services	22,715	22,839	23,278	23,227	23,227	27,155
Subtotal Personnel	419,575	428,810	435,770	436,898	433,204	434,579
Civil Service						
Personnel Services	69,134	70,541	71,576	71,576	71,916	75,116
Materials and Supplies	2,641	873	2,640	2,640	2,640	2,640
Contractual Services	20,361	18,111	24,298	23,298	23,298	22,066
Subtotal Civil Service	92,136	89,525	98,514	97,514	97,854	99,822
Training Division						
Personnel Services	234,215	223,018	253,629	253,629	174,205	261,187
Materials and Supplies	26,348	23,566	30,746	30,784	30,607	30,237
Contractual Services	41,747	45,192	41,916	41,983	41,983	40,105
Subtotal Training Division	302,310	291,776	326,291	326,396	246,795	331,529
Total Human Resources	814,021	810,111	860,575	860,808	777,853	865,930



**CITY OF LAREDO, TEXAS**  
**GENERAL FUND SUMMARY**  
**EXPENDITURES**  
**FY 2012-2013**

<b>EXPENDITURES</b>	<b>ACTUAL FY 09-10</b>	<b>ACTUAL FY 10-11</b>	<b>ORIGINAL BUDGET FY 11-12</b>	<b>AMENDED BUDGET FY 11-12</b>	<b>TOTAL ESTIMATE FY 11-12</b>	<b>PROPOSED BUDGET FY 12-13</b>
<b>Planning</b>						
Planning						
Personnel Services	664,634	754,364	673,617	673,617	651,742	829,147
Materials and Supplies	16,128	25,238	17,054	15,140	13,879	16,322
Contractual Services	64,329	67,740	65,624	83,674	83,675	70,883
Other Charges	600	-	600	600	600	600
Subtotal Planning	<u>745,691</u>	<u>847,342</u>	<u>756,895</u>	<u>773,031</u>	<u>749,896</u>	<u>916,952</u>
Planning Grants						
Personnel Services	98,175	60,103	54,304	54,304	59,984	-
Materials and Supplies	16,827	1,807	14,911	14,911	13,000	13,000
Contractual Services	102,433	222,017	431,291	431,291	308,254	487,000
Subtotal Planning Grants	<u>217,435</u>	<u>283,927</u>	<u>500,506</u>	<u>500,506</u>	<u>381,238</u>	<u>500,000</u>
Total Planning	<u>963,126</u>	<u>1,131,269</u>	<u>1,257,401</u>	<u>1,273,537</u>	<u>1,131,134</u>	<u>1,416,952</u>
<b>Engineering</b>						
Administration						
Personnel Services	503,773	520,281	532,153	532,153	523,960	554,928
Materials and Supplies	7,126	7,000	8,383	8,609	8,304	8,891
Contractual Services	31,816	30,536	27,345	27,419	26,108	29,137
Subtotal Administration	<u>542,715</u>	<u>557,817</u>	<u>567,881</u>	<u>568,181</u>	<u>558,372</u>	<u>592,956</u>
Design and Surveying						
Personnel Services	828,295	881,473	991,202	991,202	964,640	1,052,059
Materials and Supplies	36,089	37,855	45,952	47,053	38,648	45,717
Contractual Services	51,568	48,765	53,714	53,714	51,732	55,785
Subtotal Design and Surveying	<u>915,952</u>	<u>968,093</u>	<u>1,090,868</u>	<u>1,091,969</u>	<u>1,055,020</u>	<u>1,153,561</u>
Construction and Improvement						
Personnel Services	462,688	448,815	466,528	466,528	490,695	505,383
Materials and Supplies	25,217	27,827	35,380	35,969	25,064	40,301
Contractual Services	29,033	27,802	27,121	27,121	27,276	34,101
Other Charges	-	529	-	-	-	-
Subtotal Construction and Improvement	<u>516,938</u>	<u>504,973</u>	<u>529,029</u>	<u>529,618</u>	<u>543,035</u>	<u>579,785</u>
Total Engineering	<u>1,975,605</u>	<u>2,030,883</u>	<u>2,187,778</u>	<u>2,189,768</u>	<u>2,156,427</u>	<u>2,326,302</u>

**CITY OF LAREDO, TEXAS  
GENERAL FUND SUMMARY  
EXPENDITURES  
FY 2012-2013**

<b>EXPENDITURES</b>	<b>ACTUAL FY 09-10</b>	<b>ACTUAL FY 10-11</b>	<b>ORIGINAL BUDGET FY 11-12</b>	<b>AMENDED BUDGET FY 11-12</b>	<b>TOTAL ESTIMATE FY 11-12</b>	<b>PROPOSED BUDGET FY 12-13</b>
<b>IST Department</b>						
Communication and Administrative Support Services						
Personnel Services	170,286	208,718	242,804	242,804	234,591	242,121
Materials and Supplies	15,335	14,531	15,588	15,793	7,236	15,711
Contractual Services	196,356	24,596	111,439	117,352	81,844	109,621
<b>Total Administration</b>	<b>381,977</b>	<b>247,845</b>	<b>369,831</b>	<b>375,949</b>	<b>323,671</b>	<b>367,453</b>
311 Program						
Personnel Services	195,398	199,317	194,721	194,721	223,126	198,791
Materials and Supplies	40,880	30,962	41,376	50,726	41,918	41,676
Contractual Services	36,945	39,001	43,250	61,290	57,322	40,016
<b>Total 311 Program</b>	<b>273,223</b>	<b>269,280</b>	<b>279,347</b>	<b>306,737</b>	<b>322,366</b>	<b>280,483</b>
<b>Total IST Department</b>	<b>655,200</b>	<b>517,125</b>	<b>649,178</b>	<b>682,686</b>	<b>646,037</b>	<b>647,936</b>
<b>Community Development</b>						
Center for Non-Profit Mgmt.						
Personnel Services	72,053	74,022	75,425	75,425	75,656	79,096
Materials and Supplies	8,711	5,619	9,254	11,219	9,418	8,295
Contractual Services	13,337	10,896	12,677	12,890	12,212	13,813
<b>Subtotal Center for Non-Profit Management</b>	<b>94,101</b>	<b>90,537</b>	<b>97,356</b>	<b>99,534</b>	<b>97,286</b>	<b>101,204</b>
Real Estate						
Personnel Services	145,237	126,194	127,573	128,723	127,457	185,464
Materials and Supplies	3,353	2,111	3,352	3,658	3,359	4,352
Contractual Services	28,255	30,898	30,672	39,016	35,958	33,321
<b>Subtotal Real Estate</b>	<b>176,845</b>	<b>159,203</b>	<b>161,597</b>	<b>171,397</b>	<b>166,774</b>	<b>223,137</b>
<b>Total Community Development</b>	<b>270,946</b>	<b>249,740</b>	<b>258,953</b>	<b>270,931</b>	<b>264,060</b>	<b>324,341</b>
<b>TOTAL GENERAL GOVERNMENT</b>	<b>15,843,944</b>	<b>16,452,531</b>	<b>17,426,509</b>	<b>17,628,068</b>	<b>16,525,064</b>	<b>18,316,763</b>
<b>PUBLIC SAFETY</b>						
<b>Police</b>						
Police						
Personnel Services	2,981,447	3,101,834	3,141,817	3,141,817	3,152,657	3,294,374
Materials and Supplies	131,429	127,660	413,966	418,536	123,004	189,334
Contractual Services	915,221	657,856	584,187	630,606	627,820	522,622
Other Charges	15,005	10,036	-	300	300	300
<b>Subtotal Police</b>	<b>4,043,102</b>	<b>3,897,386</b>	<b>4,139,970</b>	<b>4,191,259</b>	<b>3,903,781</b>	<b>4,006,630</b>

**CITY OF LAREDO, TEXAS  
GENERAL FUND SUMMARY  
EXPENDITURES  
FY 2012-2013**

<b>EXPENDITURES</b>	<b>ACTUAL FY 09-10</b>	<b>ACTUAL FY 10-11</b>	<b>ORIGINAL BUDGET FY 11-12</b>	<b>AMENDED BUDGET FY 11-12</b>	<b>TOTAL ESTIMATE FY 11-12</b>	<b>PROPOSED BUDGET FY 12-13</b>
Records / Property						
Personnel Services	1,017,328	1,003,388	1,283,636	1,283,636	865,987	1,081,131
Materials & Supplies	16,633	20,170	20,271	20,271	14,588	18,790
Contractual Services	170,625	155,027	151,039	152,927	151,755	160,718
Subtotal Records / Property	1,204,586	1,178,585	1,454,946	1,456,834	1,032,330	1,260,639
Autotheft						
Personnel Services	736,111	609,686	484,420	484,420	722,959	711,593
Materials and Supplies	17,741	23,810	27,090	27,090	19,572	28,294
Contractual Services	5,684	5,167	10,123	10,123	10,123	4,895
Subtotal Autotheft	759,536	638,663	521,633	521,633	752,654	744,782
Detective						
Personnel	5,213,459	5,055,359	5,064,818	5,064,818	5,407,066	5,672,049
Materials & Supplies	94,262	90,980	136,898	136,898	93,415	111,436
Contractual Services	359,475	260,434	363,794	357,140	343,173	369,369
Subtotal Detective	5,667,196	5,406,773	5,565,510	5,558,856	5,843,654	6,152,854
SRO Program						
Personnel	991,742	-	-	-	-	-
Contractual Services	17,210	-	-	-	-	-
Subtotal LISD SRO Program	1,008,952	-	-	-	-	-
Narcotics/Pipeline/K-9						
Personnel	2,947,331	2,776,980	3,156,043	3,156,043	2,989,003	3,025,850
Materials & Supplies	77,635	96,551	121,759	134,273	99,945	122,581
Contractual Services	130,130	137,236	147,970	150,340	150,340	159,410
Subtotal Narcotics/Pipeline/K-9	3,155,096	3,010,767	3,425,772	3,440,656	3,239,288	3,307,841
911 Communications						
Personnel Services	2,319,204	2,356,795	2,729,889	2,729,889	2,365,380	2,844,490
Materials & Supplies	16,660	12,226	21,552	21,552	11,047	13,074
Contractual Services	65,054	62,048	65,771	65,771	65,771	61,448
Subtotal 911 Communications	2,400,918	2,431,069	2,817,212	2,817,212	2,442,198	2,919,012
Criminal Int. Acquisition						
Personnel	307,789	320,267	349,916	349,916	507,869	521,849
Materials and Supplies	15,283	15,577	23,000	23,402	9,062	12,323
Contractual Services	24,990	25,608	35,222	36,343	36,335	26,251
Subtotal Criminal Int. Acquisition	348,062	361,452	408,138	409,661	553,266	560,423

**CITY OF LAREDO, TEXAS  
GENERAL FUND SUMMARY  
EXPENDITURES  
FY 2012-2013**

EXPENDITURES	ACTUAL FY 09-10	ACTUAL FY 10-11	ORIGINAL BUDGET FY 11-12	AMENDED BUDGET FY 11-12	TOTAL ESTIMATE FY 11-12	PROPOSED BUDGET FY 12-13
Patrol Division						
Personnel Services	27,279,149	30,535,270	32,535,435	32,535,435	31,357,756	32,154,962
Materials and Supplies	1,175,292	1,884,278	1,600,126	1,732,406	1,847,699	1,805,516
Contractual Services	2,095,024	2,247,489	2,282,536	2,455,773	2,407,664	2,572,430
Capital Outlay	16,840	10,214	-	-	-	-
Subtotal Patrol Division	<u>30,566,305</u>	<u>34,677,251</u>	<u>36,418,097</u>	<u>36,723,614</u>	<u>35,613,119</u>	<u>36,532,908</u>
Total Police	<u>49,153,753</u>	<u>51,601,946</u>	<u>54,751,278</u>	<u>55,119,725</u>	<u>53,380,290</u>	<u>55,485,089</u>
Fire						
Personnel Services	22,666,930	23,253,261	22,846,728	22,846,728	24,911,464	26,092,187
Materials and Supplies	605,549	726,515	698,475	693,785	629,083	1,112,273
Contractual Services	788,831	833,610	813,501	894,125	826,131	895,276
Other Charges	101	-	-	-	-	94,620
Capital Outlay	-	-	-	9,500	9,500	-
Debt Service	47,650	-	-	-	-	-
Subtotal Fire	<u>24,109,061</u>	<u>24,813,386</u>	<u>24,358,704</u>	<u>24,444,138</u>	<u>26,376,178</u>	<u>28,194,356</u>
EMS						
Personnel Services	7,549,173	7,009,492	6,884,242	6,884,242	7,083,543	7,045,282
Materials and Supplies	440,733	453,484	530,737	507,668	438,058	524,868
Contractual Services	238,289	221,581	232,635	255,991	219,154	235,266
Subtotal EMS	<u>8,228,195</u>	<u>7,684,557</u>	<u>7,647,614</u>	<u>7,647,901</u>	<u>7,740,755</u>	<u>7,805,416</u>
EMS - Trauma Service Area						
Materials and Supplies	5,603	5,900	5,000	5,000	5,000	9,000
Contractual Services	-	750	4,000	4,000	4,000	4,000
Subtotal EMS - Trauma Service Area	<u>5,603</u>	<u>6,650</u>	<u>9,000</u>	<u>9,000</u>	<u>9,000</u>	<u>13,000</u>
Civilians						
Personnel Services	604,302	603,842	555,025	527,025	650,767	726,774
Contractual Services	7,838	7,589	7,314	7,314	7,290	8,774
Subtotal Civilians	<u>612,140</u>	<u>611,431</u>	<u>562,339</u>	<u>534,339</u>	<u>658,057</u>	<u>735,548</u>
Fire Prevention & Arson						
Personnel Services	1,472,947	1,381,772	1,510,846	1,510,846	1,602,815	1,638,565
Materials and Supplies	38,286	39,035	49,071	49,071	40,842	50,409
Contractual Services	44,219	46,445	46,654	46,665	45,319	47,460
Subtotal Fire Prevention & Arson	<u>1,555,452</u>	<u>1,467,252</u>	<u>1,606,571</u>	<u>1,606,582</u>	<u>1,688,976</u>	<u>1,736,434</u>
Airport						
Personnel Services	888,573	1,070,320	920,266	920,266	904,821	1,006,035
Materials and Supplies	20,398	21,757	21,945	21,745	18,830	22,865
Contractual Services	39,066	51,395	42,067	42,267	37,057	41,902
Subtotal Airport	<u>948,037</u>	<u>1,143,472</u>	<u>984,278</u>	<u>984,278</u>	<u>960,708</u>	<u>1,070,802</u>

**CITY OF LAREDO, TEXAS  
GENERAL FUND SUMMARY  
EXPENDITURES  
FY 2012-2013**

EXPENDITURES	ACTUAL FY 09-10	ACTUAL FY 10-11	ORIGINAL BUDGET FY 11-12	AMENDED BUDGET FY 11-12	TOTAL ESTIMATE FY 11-12	PROPOSED BUDGET FY 12-13
Fire In-House Training						
Personnel Services	440,158	410,138	384,153	384,153	456,145	402,277
Materials and Supplies	52,043	55,451	117,947	84,842	68,679	127,857
Contractual Services	35,432	40,271	43,518	37,169	34,017	47,660
Subtotal Fire In-House Training	527,633	505,860	545,618	506,164	558,841	577,794
Fire Training Facility						
Personnel Services	284,230	321,183	330,030	330,030	412,747	380,310
Materials and Supplies	24,446	25,253	26,142	31,683	33,488	27,918
Contractual Services	57,644	55,973	54,073	53,833	49,060	56,486
Subtotal Fire Training Facility	366,320	402,409	410,245	415,546	495,295	464,714
Emergency Management						
Materials and Supplies	2,981	-	2,981	2,981	-	2,981
Contractual Services	11,347	11,878	18,546	19,326	13,000	18,546
Subtotal Emergency Management	14,328	11,878	21,527	22,307	13,000	21,527
Total Fire	36,366,769	36,646,895	36,145,896	36,170,255	38,500,810	40,619,591
<b>Traffic</b>						
Administration						
Personnel Services	333,265	343,103	344,727	344,727	341,297	361,750
Materials and Supplies	27,031	42,161	29,836	46,158	34,161	25,713
Contractual Services	94,315	109,397	89,886	109,322	112,341	107,126
Capital Outlay	-	5,070	-	16,000	16,000	-
Subtotal Administration	454,611	499,731	464,449	516,207	503,799	494,589
Engineering						
Personnel Services	307,011	288,508	317,670	317,670	324,996	454,262
Materials and Supplies	4,909	9,331	6,779	7,019	3,114	3,520
Contractual Services	20,445	13,978	16,065	16,065	12,042	15,169
Subtotal Engineering	332,365	311,817	340,514	340,754	340,152	472,951
Signals						
Personnel Services	352,325	355,665	347,465	347,465	317,039	297,738
Materials and Supplies	222,725	191,396	207,107	202,157	194,573	205,723
Contractual Services	258,783	287,791	301,707	301,707	298,602	300,754
Capital Outlay	1,840	151	-	-	-	-
Subtotal Signals	835,673	835,003	856,279	851,329	810,214	804,215
Signs						
Personnel Services	201,991	240,263	263,376	263,376	209,285	254,801
Materials and Supplies	110,833	116,062	121,964	110,156	109,466	124,042
Contractual Services	24,323	18,904	23,396	23,396	23,464	21,334
Capital Outlay	4,381	302	-	-	-	-
Subtotal Signs	341,528	375,531	408,736	396,928	342,215	400,177

**CITY OF LAREDO, TEXAS  
GENERAL FUND SUMMARY  
EXPENDITURES  
FY 2012-2013**

<b>EXPENDITURES</b>	<b>ACTUAL FY 09-10</b>	<b>ACTUAL FY 10-11</b>	<b>ORIGINAL BUDGET FY 11-12</b>	<b>AMENDED BUDGET FY 11-12</b>	<b>TOTAL ESTIMATE FY 11-12</b>	<b>PROPOSED BUDGET FY 12-13</b>
Markings						
Personnel Services	151,244	212,673	205,708	205,708	203,124	213,696
Materials and Supplies	91,989	110,510	157,272	151,192	125,422	151,573
Contractual Services	26,931	20,494	17,709	17,709	17,701	27,729
Capital Outlay	6,960	302	-	-	-	-
Subtotal Markings	277,124	343,979	380,689	374,609	346,247	392,998
Street Lights						
Materials and Supplies	36,444	23,195	36,444	27,344	25,000	36,444
Contractual Services	1,993,062	2,154,188	2,221,078	2,205,078	2,219,000	2,221,078
Subtotal Street Lights	2,029,506	2,177,383	2,257,522	2,232,422	2,244,000	2,257,522
Total Traffic	4,270,807	4,543,444	4,708,189	4,712,249	4,586,627	4,822,452
Homeland Security Grant						
SHSP 2009-SS-T9-0064						
Materials and Supplies	-	-	-	601	4,871	-
Capital Outlay	800,989	105,468	-	4,270	-	-
Subtotal SHSP 2009-SS-T9-0064	800,989	105,468	-	4,871	4,871	-
SHSP-LEAP 2009-SS-T9-0064						
Materials and Supplies	16,652	-	-	69	69	-
Contractual Services	234,211	128,091	-	-	-	-
Subtotal SHSP-LEAP 2009-SS-T9-0064	250,863	128,091	-	69	69	-
SHSP-LETPA 2010-SS-T0-008						
Materials and Supplies	-	27,500	-	68,283	68,283	-
Contractual Services	-	-	-	6,500	6,500	-
Capital Outlay	-	25,924	-	186,793	186,793	-
Subtotal SHSP-LETPA 2010-SS-T0-008	-	53,424	-	261,576	261,576	-
SHSP-EMW-2011-SS-00019						
Materials and Supplies	-	-	-	44,000	44,000	-
Capital Outlay	-	-	-	42,164	42,164	-
Subtotal SHSP-SS-00019	-	-	-	86,164	86,164	-
SHSP-LETPA 2011-SS-00019						
Capital Outlay	-	-	-	1,836	1,836	-
Subtotal SHSP-LETPA 2011-SS-00019	-	-	-	1,836	1,836	-
Total Homeland Security Grant	1,051,852	286,983	-	354,516	354,516	-
<b>TOTAL PUBLIC SAFETY</b>	<b>90,843,181</b>	<b>93,079,268</b>	<b>95,605,363</b>	<b>96,356,745</b>	<b>96,822,243</b>	<b>100,927,132</b>

**CITY OF LAREDO, TEXAS  
GENERAL FUND SUMMARY  
EXPENDITURES  
FY 2012-2013**

EXPENDITURES	ACTUAL FY 09-10	ACTUAL FY 10-11	ORIGINAL BUDGET FY 11-12	AMENDED BUDGET FY 11-12	TOTAL ESTIMATE FY 11-12	PROPOSED BUDGET FY 12-13
<b>PUBLIC WORKS</b>						
Administration						
Personnel Services	472,439	438,472	375,989	375,989	408,059	436,621
Materials and Supplies	14,430	15,267	18,453	31,823	31,923	17,007
Contractual Services	225,393	219,732	211,415	212,148	211,415	214,360
Subtotal Administration	712,262	673,471	605,857	619,960	651,397	667,988
Street Maintenance						
Personnel Services	564,815	575,315	722,637	722,637	587,830	734,519
Materials and Supplies	246,972	213,226	288,417	296,367	250,246	275,701
Contractual Services	145,862	165,869	157,295	157,295	157,295	217,587
Subtotal Street Maintenance	957,649	954,410	1,168,349	1,176,299	995,371	1,227,807
Street Construction						
Personnel Services	188,234	212,021	299,789	299,789	219,414	284,501
Materials and Supplies	283,943	344,217	396,562	403,018	340,666	620,755
Contractual Services	347,104	356,195	380,020	380,020	380,020	485,096
Other Charges	300	-	-	-	-	-
Subtotal Street Construction	819,581	912,433	1,076,371	1,082,827	940,100	1,390,352
Street Cleaning						
Personnel Services	787,714	801,579	939,453	917,128	905,988	1,030,111
Materials and Supplies	127,089	180,301	202,039	202,210	189,676	227,206
Contractual Services	281,541	298,757	255,912	279,036	255,912	328,100
Subtotal Street Cleaning	1,196,344	1,280,637	1,397,404	1,398,374	1,351,576	1,585,417
Building Rehab						
Personnel Services	608,710	573,924	731,391	731,391	624,485	739,557
Materials and Supplies	43,953	32,305	53,673	52,802	39,632	49,366
Contractual Services	24,371	23,238	24,862	25,762	24,862	23,836
Capital Outlay	-	22,018	-	53,105	53,105	-
Subtotal Building Rehab	677,034	651,485	809,926	863,060	742,084	812,759
Warehouse						
Personnel Services	36,276	70,151	86,033	86,033	73,494	51,599
Materials and Supplies	9,384	12,759	9,618	10,384	9,544	9,123
Contractual Services	4,760	7,329	16,932	16,988	16,932	6,900
Subtotal Warehouse	50,420	90,239	112,583	113,405	99,970	67,622
Special Constr. Projects						
Personnel Services	448,018	466,875	417,298	417,298	483,176	417,298
Materials and Supplies	1,561	7,888	-	-	11,940	-
Contractual Services	-	2,798	-	-	-	-
Subtotal Constr. Projects	449,579	477,561	417,298	417,298	495,116	417,298
<b>TOTAL PUBLIC WORKS</b>	<b>4,862,869</b>	<b>5,040,236</b>	<b>5,587,788</b>	<b>5,671,223</b>	<b>5,275,614</b>	<b>6,169,243</b>

**CITY OF LAREDO, TEXAS  
GENERAL FUND SUMMARY  
EXPENDITURES  
FY 2012-2013**

EXPENDITURES	ACTUAL FY 09-10	ACTUAL FY 10-11	ORIGINAL BUDGET FY 11-12	AMENDED BUDGET FY 11-12	TOTAL ESTIMATE FY 11-12	PROPOSED BUDGET FY 12-13
<b>HEALTH AND WELFARE</b>						
Laredo Little Theater	8,000	6,000	4,000	4,000	4,000	4,000
Imaginarium of South Tx	13,750	10,300	7,000	7,000	7,000	7,000
Animal Society	300,000	300,000	300,000	300,000	300,000	-
Crime Stoppers Inc.	1,000	1,000	-	-	-	-
Laredo Regional Food Bank	8,000	7,573	8,000	8,000	8,000	8,000
South Texas Food Bank	35,650	35,875	35,000	35,000	35,000	35,000
Bethany House	21,000	21,000	21,000	21,000	21,000	21,000
Paisano Girl Scout Council	5,000	3,750	1,000	1,000	1,000	-
SCAN	13,500	13,500	13,500	13,500	13,500	13,500
LISD Crime Stoppers	7,000	5,988	4,500	4,500	4,500	4,500
Children's International Advocacy	27,825	27,464	27,825	27,825	27,825	27,825
Boy's and Girl's Club of Laredo	41,000	30,750	20,000	20,000	20,000	20,000
Youth Commission	18,455	15,000	20,000	20,000	20,000	20,000
Border Area Nutritional Council	28,450	28,450	28,400	28,400	28,400	28,400
Literacy List of America	2,625	3,000	3,000	3,000	3,000	3,000
Sacred Heart Children's Home	15,000	15,000	15,000	15,000	15,000	15,000
BEST Inc.	10,000	7,500	5,000	5,000	5,000	5,000
Veteran's Coalition	73,634	50,000	40,000	40,000	40,000	40,000
Casa de Misericordia	16,000	16,000	16,000	16,000	16,000	16,000
S.T.C.A.D.A.	5,000	5,000	5,000	5,000	5,000	5,000
Special Olympics-Area 21	10,000	7,500	7,000	7,000	7,000	7,000
Habitat for Humanity	10,500	10,500	10,500	10,500	10,500	10,500
Kidney Foundation of Laredo	20,000	20,000	20,000	20,000	20,000	20,000
Laredo Amateur Boxing	9,794	7,500	5,000	5,000	5,000	5,000
Big Brother / Sister of STX	5,000	3,750	2,000	2,000	2,000	2,000
Children's Interntl. Advo. Safe Haven	10,000	10,000	10,000	10,000	10,000	10,000
Area Health Ed Center Rio Grande	15,000	11,250	9,000	9,000	9,000	9,000
Boys Scouts of America	5,000	3,750	1,000	1,000	1,000	2,000
Laredo Main St. Program	-	12,500	-	-	-	-
<b>Subtotal Aid to Other Agencies</b>	<b>736,183</b>	<b>689,900</b>	<b>638,725</b>	<b>638,725</b>	<b>638,725</b>	<b>338,725</b>
Code Enforcement						
Personnel	96,965	98,365	100,476	100,476	100,773	105,579
Materials and Supplies	4,753	7,989	6,501	6,919	6,304	7,779
Contractual Services	32,448	42,810	31,229	31,229	28,660	34,673
Subtotal Code Enforcement	134,166	149,164	138,206	138,624	135,737	148,031
<b>TOTAL HEALTH AND WELFARE</b>	<b>870,349</b>	<b>839,064</b>	<b>776,931</b>	<b>777,349</b>	<b>774,462</b>	<b>486,756</b>
<b>CULTURE AND RECREATION</b>						
<b>Parks and Leisure</b>						
Parks Administration						
Personnel Services	369,568	421,197	340,921	341,134	348,085	225,600
Materials and Supplies	15,514	8,305	18,086	18,180	15,232	18,510
Contractual Services	45,540	39,586	31,849	35,060	28,810	43,662
Subtotal Parks Administration	430,622	469,088	390,856	394,374	392,127	287,772



**CITY OF LAREDO, TEXAS**  
**GENERAL FUND SUMMARY**  
**EXPENDITURES**  
**FY 2012-2013**

<b>EXPENDITURES</b>	<b>ACTUAL FY 09-10</b>	<b>ACTUAL FY 10-11</b>	<b>ORIGINAL BUDGET FY 11-12</b>	<b>AMENDED BUDGET FY 11-12</b>	<b>TOTAL ESTIMATE FY 11-12</b>	<b>PROPOSED BUDGET FY 12-13</b>
Parks Maintenance						
Personnel Services	2,443,484	2,655,837	3,250,736	3,109,184	2,769,241	2,721,601
Materials and Supplies	486,979	451,647	578,427	626,157	667,085	556,758
Contractual Services	1,385,614	1,537,863	1,724,086	1,888,963	2,055,382	1,458,436
Capital Outlay	-	5,615	-	95,568	101,183	-
Subtotal Parks Maintenance	<u>4,316,077</u>	<u>4,650,962</u>	<u>5,553,249</u>	<u>5,719,872</u>	<u>5,592,891</u>	<u>4,736,795</u>
Construction						
Personnel Services	-	-	-	-	-	662,785
Materials and Supplies	-	-	-	-	-	152,239
Contractual Services	-	-	-	-	-	499,061
Subtotal Construction	<u>-</u>	<u>-</u>	<u>-</u>	<u>-</u>	<u>-</u>	<u>1,314,085</u>
Recreation						
Personnel Services	681,779	689,437	513,741	513,741	463,253	365,404
Materials and Supplies	93,324	93,013	124,017	113,000	106,660	128,015
Contractual Services	53,171	55,406	37,005	39,646	39,646	35,988
Other Charges	58	20	-	-	-	-
Subtotal Recreation	<u>828,332</u>	<u>837,876</u>	<u>674,763</u>	<u>666,387</u>	<u>609,559</u>	<u>529,407</u>
Recreation Centers						
Personnel Services	1,241,445	1,268,409	1,518,026	1,518,026	1,515,260	2,087,261
Materials and Supplies	164,536	168,309	254,793	266,304	249,658	250,998
Contractual Services	320,274	365,925	477,987	509,108	517,526	522,752
Other Charges	-	-	440,500	440,500	440,500	320,000
Capital Outlay	-	467	-	5,994	5,994	-
Debt Service	27,291	-	27,290	27,290	27,290	27,290
Subtotal Recreation Centers	<u>1,753,546</u>	<u>1,803,110</u>	<u>2,718,596</u>	<u>2,767,222</u>	<u>2,756,228</u>	<u>3,208,301</u>
Cemetery						
Personnel Services	226,740	221,759	262,768	262,768	236,924	278,840
Materials and Supplies	26,313	31,029	33,457	37,496	41,261	38,870
Contractual Services	43,250	45,760	48,898	48,277	49,898	56,499
Other Charges	-	-	-	1,100	-	-
Capital Outlay	10,518	-	-	-	-	-
Subtotal Cemetery	<u>306,821</u>	<u>298,548</u>	<u>345,123</u>	<u>349,641</u>	<u>328,083</u>	<u>374,209</u>
Other						
Contractual Services	13,888	-	-	-	-	-
Subtotal Other	<u>13,888</u>	<u>-</u>	<u>-</u>	<u>-</u>	<u>-</u>	<u>-</u>
Total Parks and Leisure	<u>7,649,286</u>	<u>8,059,584</u>	<u>9,682,587</u>	<u>9,897,496</u>	<u>9,678,888</u>	<u>10,450,569</u>

**CITY OF LAREDO, TEXAS  
GENERAL FUND SUMMARY  
EXPENDITURES  
FY 2012-2013**

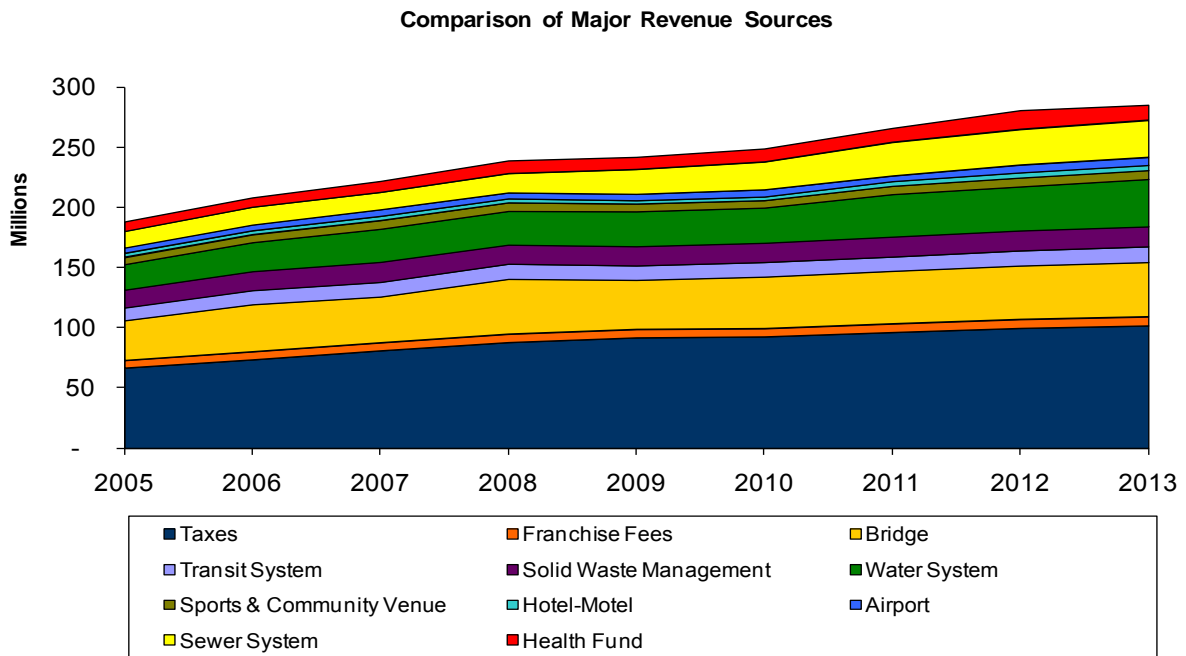
<b>EXPENDITURES</b>	<b>ACTUAL FY 09-10</b>	<b>ACTUAL FY 10-11</b>	<b>ORIGINAL BUDGET FY 11-12</b>	<b>AMENDED BUDGET FY 11-12</b>	<b>TOTAL ESTIMATE FY 11-12</b>	<b>PROPOSED BUDGET FY 12-13</b>
Library - Main Branch						
Personnel Services	1,546,856	1,677,010	1,850,545	1,850,545	1,743,927	1,855,089
Materials and Supplies	523,399	651,940	697,940	772,903	772,998	664,307
Contractual Services	419,231	388,379	459,781	502,696	522,011	546,768
Other Charges	(22)	(31)	-	-	-	35
Capital Outlay	-	-	-	950	964	-
Subtotal Library - Main Branch	<u>2,489,464</u>	<u>2,717,298</u>	<u>3,008,266</u>	<u>3,127,094</u>	<u>3,039,900</u>	<u>3,066,199</u>
Library - Santo Nino Branch						
Personnel Services	220,911	174,173	212,095	212,095	153,944	328,119
Materials and Supplies	-	35,960	109,787	134,523	249,386	109,916
Contractual Services	18,343	11,537	121,834	113,612	16,529	121,432
Subtotal Library - Santo Nino Branch	<u>239,254</u>	<u>221,670</u>	<u>443,716</u>	<u>460,230</u>	<u>419,859</u>	<u>559,467</u>
Library - Bruni Plaza Branch						
Personnel Services	68,013	70,821	73,508	73,508	72,434	77,301
Materials and Supplies	19,363	16,897	19,358	20,676	20,676	23,074
Contractual Services	24,051	18,970	25,887	25,806	25,854	27,465
Subtotal Library - Bruni Plaza Branch	<u>111,427</u>	<u>106,688</u>	<u>118,753</u>	<u>119,990</u>	<u>118,964</u>	<u>127,840</u>
Library - Bookmobile Unit						
Personnel Services	19,709	25,549	39,194	39,194	26,443	46,363
Materials and Supplies	7,846	7,352	8,669	6,224	4,865	1,153
Contractual Services	6,941	7,159	3,073	6,541	6,541	6,188
Subtotal Library - Bookmobile Unit	<u>34,496</u>	<u>40,060</u>	<u>50,936</u>	<u>51,959</u>	<u>37,849</u>	<u>53,704</u>
Northwest Library						
Personnel Services	-	-	-	-	-	16,519
Materials and Supplies	-	-	-	-	124,646	-
Subtotal Northwest Library	<u>-</u>	<u>-</u>	<u>-</u>	<u>-</u>	<u>124,646</u>	<u>16,519</u>
Total Library	<u>2,874,641</u>	<u>3,085,716</u>	<u>3,621,671</u>	<u>3,759,273</u>	<u>3,741,218</u>	<u>3,823,729</u>
<b>TOTAL CULTURE AND RECREATION</b>	<b><u>10,523,927</u></b>	<b><u>11,145,300</u></b>	<b><u>13,304,258</u></b>	<b><u>13,656,769</u></b>	<b><u>13,420,106</u></b>	<b><u>14,274,298</u></b>
<b>OTHER FINANCING USES</b>						
OTHER						
Personnel Services						
Contractual Services						
Rental of Land/Building	72,000	264,000	308,000	308,000	264,000	308,000
Tax Attorney	723,447	612,238	767,501	767,501	648,310	680,723
Tax Appraisal District	883,210	873,935	892,003	892,003	849,603	892,003
South Texas Development Council	45,046	36,256	45,106	45,106	36,256	45,106
Laredo Development Foundation	318,750	256,307	206,754	208,890	208,890	206,754
Legal Expenses	34,563	46,037	75,000	95,000	55,000	75,000

**CITY OF LAREDO, TEXAS**  
**GENERAL FUND SUMMARY**  
**EXPENDITURES**  
**FY 2012-2013**

<b>EXPENDITURES</b>	<b>ACTUAL FY 09-10</b>	<b>ACTUAL FY 10-11</b>	<b>ORIGINAL BUDGET FY 11-12</b>	<b>AMENDED BUDGET FY 11-12</b>	<b>TOTAL ESTIMATE FY 11-12</b>	<b>PROPOSED BUDGET FY 12-13</b>
Consultant Fees	77,572	32,366	33,600	62,534	35,000	33,600
Investment Fees	161	124	250	250	100	250
Auction Fees	-	14,395	-	-	40	-
Christmas Committee	3,712	5,869	6,000	6,000	6,000	6,000
Insurance	1,119,417	896,227	1,395,629	1,395,629	1,192,912	1,645,728
Other						
City Annuity Contributions	623,336	831,928	968,657	968,657	1,056,057	1,257,812
Prior Year Expense	67,348	1	25,000	23,900	-	25,000
Bad Debt Expense	19,346	42,235	15,000	15,000	10,000	15,000
Shortage and Overage	-	77	-	-	-	-
Ambulance Refunds	172	563	-	-	1,736	-
Restricted Reserve	-	-	931,061	917,936	-	2,638,221
Capital Outlay - Machinery & Equip	27,808	-	-	-	-	-
Capital Outlay - Land	942,443	1,515,648	-	769,668	769,668	-
Capital Outlay - Improvements						
Other than Buildings	16,406,963	9,433,894	-	-	-	-
Bond Cost	70,000	-	-	-	-	-
<b>TOTAL OTHER</b>	<b>21,435,294</b>	<b>14,862,100</b>	<b>5,669,561</b>	<b>6,476,074</b>	<b>5,133,572</b>	<b>7,829,197</b>
<b>TRANSFERS OUT</b>						
Auto Theft Task Force	235,507	235,507	354,304	354,304	354,304	192,251
Health Department Grants	3,480,497	3,058,484	3,403,740	3,403,740	3,403,740	4,453,600
Special Police Program	385,871	50,401	121,047	121,047	121,047	90,102
Veteran's Field	-	-	-	-	38,241	-
Public Access Fund	282,573	304,287	312,121	312,121	312,121	335,925
911 Regional Fund	11	-	-	-	-	-
Debt Service	-	2,000,000	-	-	-	-
Capital Improvements Fund	-	3,000,000	-	-	2,000,000	-
2009 CO	-	-	-	12,500	12,500	-
Special Fire Grants	893,279	1,090,260	1,259,799	1,259,799	1,259,799	624,326
Friends of the Library	49,076	-	-	-	-	-
<b>TOTAL TRANSFERS OUT</b>	<b>5,326,814</b>	<b>9,738,939</b>	<b>5,451,011</b>	<b>5,463,511</b>	<b>7,501,752</b>	<b>5,696,204</b>
<b>TOTAL FINANCING USES</b>	<b>26,762,108</b>	<b>24,601,039</b>	<b>11,120,572</b>	<b>11,939,585</b>	<b>12,635,324</b>	<b>13,525,401</b>
<b>TOTAL EXPENDITURES</b>	<b>149,706,378</b>	<b>151,157,438</b>	<b>143,821,421</b>	<b>146,029,739</b>	<b>145,452,813</b>	<b>153,699,593</b>

## Major Funding Changes

The revenue sources depicted in the graph below account for \$284,674,071, or 75.19%, of the City's total operating revenues, (excludes bond proceeds and inter-fund transfers/charges).



### GENERAL FUND

#### Revenues

The proposed budget for FY 12-13 reflects an increase in revenue over the FY 11-12 estimate of \$5,362,315, excluding non-recurring sources. Some of the major revenue highlights for General Fund consist of the following:

#### Taxes

*Property Taxes* – The proposed budget for FY 12-13 includes a tax levy of \$67,582,680, inclusive of a tax freeze for persons 65 years and older. The property tax rate is \$0.637 and has remained unchanged over the past nine years. This rate includes \$0.498791 for maintenance and operations and \$0.138209 for interest and debt service. The FY 12-13 budget includes a proposed collection rate of 97 %, which will generate \$51,331,733 in tax revenue for the General Fund, constituting a decrease of 1,111,651, or a 2.12% over estimated collections for FY 11-12.

The FY 12-13 proposed budget also includes \$ 1,332,205 in revenues from prior year taxes, an equivalent of 1.97% of the tax levy, and penalty and interest collections of \$1,373,268. The City charges a 15 % collection fee, which is projected at \$680,723 for FY 12-13. The City contracts with a local law firm for the collection of delinquent taxes.

*Sales Tax* - The FY 12-13 proposed budget includes an increase in sales tax revenue over the FY 11-12 estimate of \$ 1,864,162. This followed an increase of \$3,145,244, or 11.5%, in FY 11-12 estimated sales tax revenue versus the original budget for FY 11-12.

#### Reimburse and Miscellaneous

The FY 12-13 proposed budget reflects reimburse and miscellaneous of \$3,992,865, for a \$3,703,844, or 1281%, increase over the estimate for FY 11-12. This is due to the proposed sale of the Veteran's Field at an estimated of \$3,600,000.

#### Franchise Fees

The FY 12-13 proposed budget encompasses higher franchise fees of \$668,111, or 10%, over the original budget of FY11-12.

#### Charges for Service

An administrative charge is assessed to the following departments: Airport, Fleet Management, Mercado Management, Bridge, Civic Center, Municipal Housing, Water Works, Sewer System, Parking Meters, Information and Technology Services, Recreation, Solid Waste Management, Environmental Services, Haz-Mat, and Risk Management. This reflects an allocation of General Fund overhead (City Council, City Manager, City Attorney, Internal Audit, Real Estate, Public Information Office, City Secretary, Financial Services and Human Resources) on a pro rata basis, based on the respective fund's actual revenues incurred for FY 10-11. For FY 12-13, these fees comprise an increase of 4.0% of the assessment for FY 11-12.

*Bridge Additional Transfer* - A transfer from Bridge was included in the FY 12-13 proposed budget for \$22,531,066, representing an increase of \$332,204, or 1.5%, over FY 11-12 estimate. The FY 11-12 estimate reflected an increase of \$283,442, or 1.3%, from the FY 11-12 original budget. The transfer from the Bridge Fund, which is in accordance with a resolution adopted by Council, is calculated as follows:

## **Bridge Flow of Funds**

1	Gross Revenues	
--2	<u>Current Expenses</u>	
	Net Revenues	
	Net Revenues	
--	Debt Service On Senior Lien Debt	
--	Transfer To Reserve Fund*	
--	<u>Transfer To Contingency Fund*</u>	
	Surplus Funds	
	Surplus Funds	
--	Debt Service On State Infrastructure Bank (SIB) Loan	
--	Transfer To General Fund At 50% Of Bridge Toll Receipts	
--	Amount Required To Establish Fund Balance At 15% of Operating Expenses	
--	<u>Transfer to Capital Improvements Fund</u>	
---	0---	

1 Gross revenues include all revenues, income, tolls, rentals, rates, fees, and charges of every nature derived from operations of the bridge system.

2 Current expenses include all necessary, current operating and maintenance expenses and charges, including the expenses of reasonable upkeep and repairs, premiums, charges for insurance, and all other current expenses and charges incident to the operation and maintenance of the system actually incurred, to exclude depreciation.

\* As required by the bond covenants.

## Fines and Forfeits, Fees and Collections, and Rents, Royalties and Interest

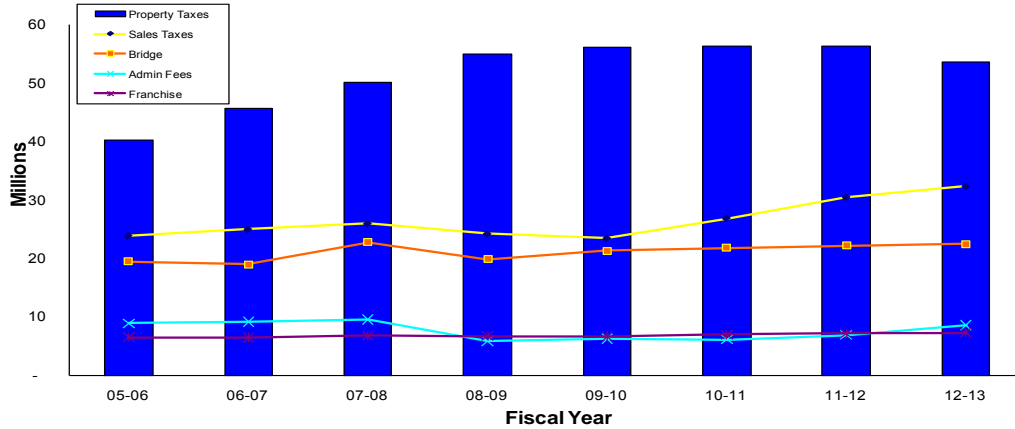
An increase of \$129,174 or 2.6% over the estimated FY 11-12 is proposed for FY 12-13 in Fines and Forfeits, Fees and Collections, and Rents, Royalties and Interest.

## Transfers

The FY 12-13 proposed budget includes transfers from the following funds: \$25,000 from the Hotel-Motel Fund for City promotions; \$4,000,000 from the Capital Improvements Fund for streets improvements; \$450,000 from the Parking Meters Fund; \$750,000 from the Fleet Management Fund; \$750,000 from the Risk Management Fund; \$150,000 from the Recreation Fund; and a transfer for \$100,000 from the Laredo Public Facility Corporation Fund.

The graph below illustrates trends in the major sources of revenue for General Fund over an eight (8) year period.

### General Fund Major Revenue Trends



(in millions)	05-06	06-07	07-08	08-09	09-10	10-11	11-12	12-13
<b>Property Taxes</b>	40.3	45.6	50.2	55.0	56.2	56.3	56.3	53.7
<b>Sales Taxes</b>	23.9	25.0	26.0	24.2	23.4	26.9	30.5	32.4
<b>Bridge Transfer</b>	19.5	19.0	22.8	19.9	21.4	21.8	22.1	22.5
<b>Admin Charges</b>	8.9	9.2	9.6	5.8	6.2	6.2	6.9	8.6
<b>Franchise Fees</b>	6.5	6.5	6.8	6.8	6.6	6.9	7.2	7.3

### Expenditures

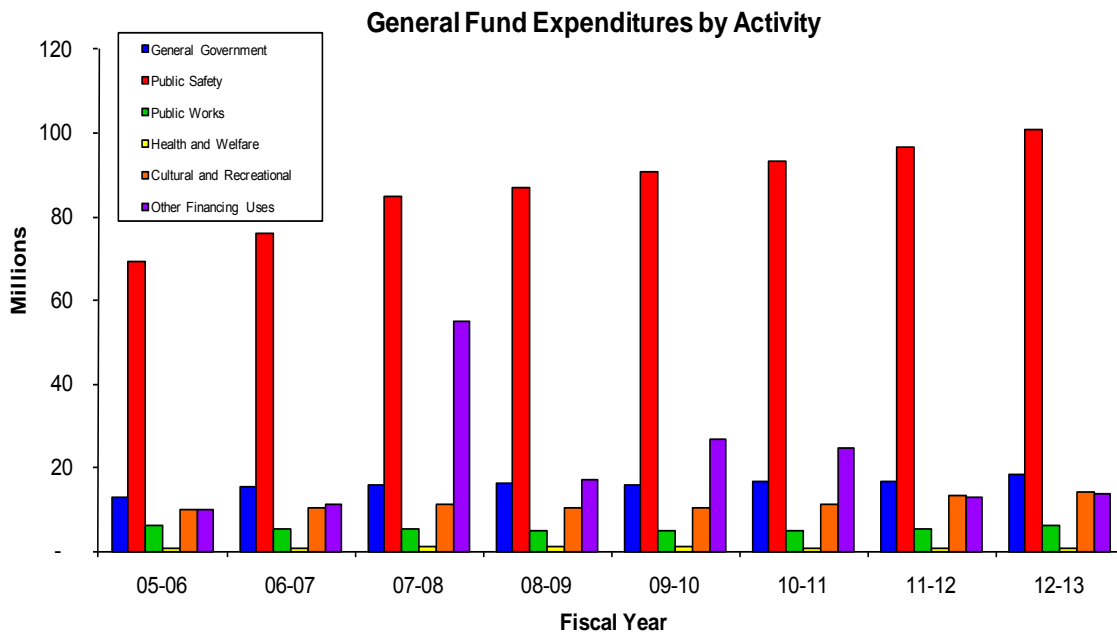
The provision for General Fund expenditures reflected in the FY 12-13 proposed budget encompasses an increase over last year's estimate by \$9,664,207, or 7.0%, excluding transfers. General Fund expenditures consist of the following activities: General Government, Public Safety, Public Works, Health and Welfare, Cultural and Recreational, and Other Financing Uses. Expenditures associated with these activities are reflected on the graph on the subsequent page.

A Cost of Living Adjustment of 2% for non-public safety employees was incorporated at an estimated cost of \$600,000 into the FY 12-13 proposed budget beginning October 1, 2012. Police officers are currently under negotiation for a new collective bargaining agreement. Firefighters will receive a raise on their base pay of 3.25% for an estimated cost of \$1,229,052, also pursuant to a collective bargaining agreement. The consolidated budget for FY 12-13 includes a total of 2,640.87 FTE positions.

## Transfers Out

The FY 12-13 proposed budget contains transfers out of \$ 5,696,204, which reflects a reduction of \$ 1,805,548, or 24.1%, over the FY 11-12 estimate. The Transfers Out is attributed to the following funds: Health Department - \$4,453,600 increase is due to the addition of the animal shelter program, Special Fire Grants - \$624,326, Public Access Channel - \$335,925, Special Police Program - \$90,102, and Auto Theft Task Force - \$192,251.

The graph below presents the trends in expenditures for General Fund by activity over the most recent eight (8) year period.



(in millions)	05-06	06-07	07-08	08-09	09-10	10-11	11-12	12-13
<b>General Gov.</b>	12.6	15.1	15.6	16.0	15.8	16.4	16.5	18.3
<b>Public Safety</b>	69.0	75.8	84.9	86.8	90.8	93.0	96.8	100.7
<b>Public Works</b>	6.0	5.2	5.0	4.8	4.8	5.0	5.2	6.1
<b>Health and Well.</b>	0.4	0.5	0.9	0.9	0.8	0.8	0.7	0.4
<b>Cultural &amp; Rec.</b>	10.0	10.4	11.1	10.2	10.5	11.1	13.4	14.2
<b>Other Financing</b>	9.7	10.9	54.7	17.2	26.7	24.6	12.6	13.5



## COMMUNITY DEVELOPMENT BLOCK GRANT (CDBG)

The activities of the Community Development department are primarily federally funded by the U.S. Department of Housing and Urban Development (HUD). Accordingly, one of the major sources of funding it provides includes the Community Development Block Grant (CDBG), which is an annual grant, based on a formula allocation, provided to metropolitan cities and urban counties. The purpose is aid with the facilitation of neighborhood revitalization, economic development, and the improvement of community facilities and services. The City of Laredo is an entitlement community; therefore, it is able to determine the application of these funds provided the relevant projects meet national objectives to either benefit individuals of low and moderate income, address slub and blight, and/or address critical community needs.

### Revenues

FY 12-13: The City is to receive funding of \$3,446,209 for the 38<sup>th</sup> Action Year this is an increase of 1.8% over FY 11-12, the 37<sup>th</sup> Action Year, when the City received an award of \$3,386,635.

### Expenditures

The following figures list the appropriation of funds reported for the FY 12-13 adopted budget of the Community Development department.

Administration	\$	665,328
Housing Rehab Administration		267,520
Housing Rehab Loan Program (\$98,540 in PI)		450,000
Code Enforcement		506,059
Hamilton Hotel - Section 108 Loan Repayment		99,737
Graffiti Removal Program		42,977
Slaughter Park Improvements		606,252
St. Vincent de Paul Section 202 Housing Improvements		282,084
Median Beautification Dist. V		62,084
Farias Recreation Center Boxing Gym		404,168
Demolition of Substandard Structures		60,000

Total Funding FY 2012-13 \$ 3,446,209

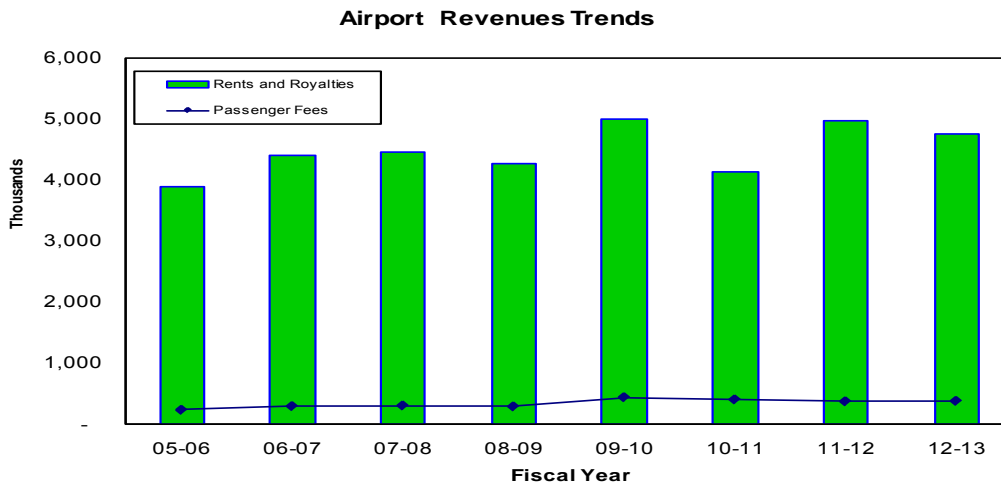
## AIRPORT FUND

### Revenues

The Laredo International Airport is an integral part of the National Airspace System Plan that provides services to the public consisting of commercial aviation, general aviation, and military support. Airport Administration is responsible for managing the operations, planning, and maintenance of the City's property, which used for both aviation and non-aviation purposes. The revenues generated from rents support the operations, maintenance, and debt service of the airport.

Rents, Royalties, and Interest Income is projected to decrease by \$265,579 over FY11-12 original budget, which is partly attributed to fuel flow fees, airport land rents and landing fees.

The table below illustrates trends for the two major sources of revenue for the Airport department over an eight (8) year period.



(in millions)	05-06	06-07	07-08	08-09	09-10	10-11	11-12	12-13
<b>Rents, Royalties &amp; Interest</b>	3.9	4.4	4.4	4.2	5.0	4.1	4.9	4.7
<b>Passenger Fees</b>	0.2	0.3	0.3	0.3	0.4	0.4	0.3	0.3

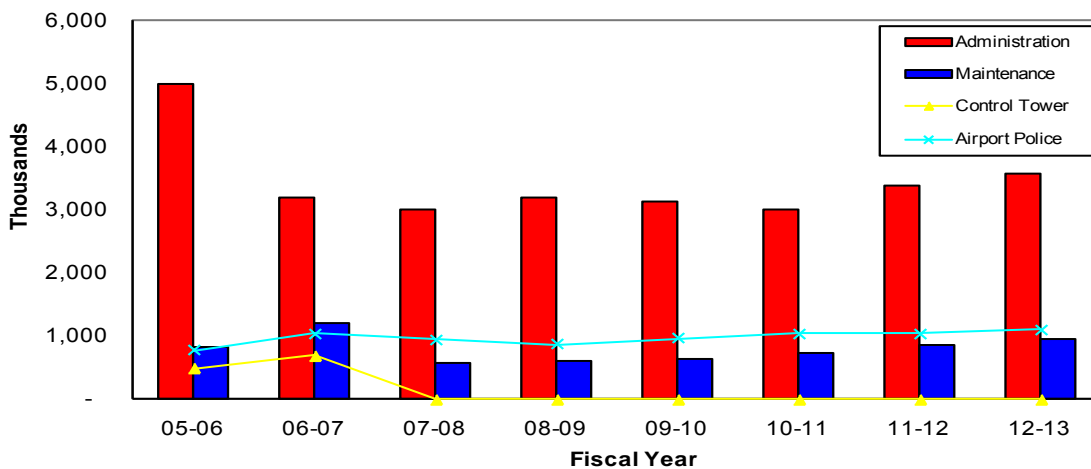
## Expenditures

The F Y 12-13 budget depicts total expenditures of \$ 6,592,932 with Airport Administration accounting for 54.04% of the total expenditures. Included in Administration are services that the City pays for to the Fire Department to provide a crash crew. Debt Service and Personnel Expenses comprise other key Administrative Expenditures. Airport Police constitute 16.77% of total Airport Expenses for the FY 12-13 budget followed by Building and Ground Maintenance at 14.42% and 7.87%, respectively.

Expenditures for the FY 12-13 budget are \$1,327,773, or 25.2% higher than the FY 10-11 actual, due in part to the addition of personnel and expenditures for the Federal Inspection Services Division in the amount of \$422,677.

The table below depicts expenditure trends over an eight (8) year period for the Airport department.

**Airport Expenditures Trends**



(in millions)	05-06	06-07	07-08	08-09	09-10	10-11	11-12	12-13
<b>Administration</b>	4.90	3.20	3.01	3.21	3.13	3.00	3.40	3.56
<b>Maintenance</b>	0.83	1.20	0.57	0.62	0.63	0.72	0.85	0.95
<b>Control Tower</b>	0.49	0.68	0.00	0.00	0.00	0.00	0.00	0.00
<b>Airport Police</b>	0.76	1.03	0.95	0.86	0.96	1.03	1.03	1.10

## **HOTEL-MOTEL FUND**

### **Revenues**

The City levies a 7% hotel-motel tax used to fund tourism as well as various promotional, artistic, and historical activities.

The FY 12-13 budget for the Hotel-Motel Fund reflects anticipated revenue of \$4,538,092, containing an increase in tax revenue by \$149,675, or 3.41 %, over the FY 11-12 original budget and an increase of \$478,782, or 11.81%, from the FY 10-11 actual. The FY 11-12 estimate has increased by 2.75% from FY 11-12 original budget due in part to the continuity of the Eagle Ford Shale.

### **Expenditures**

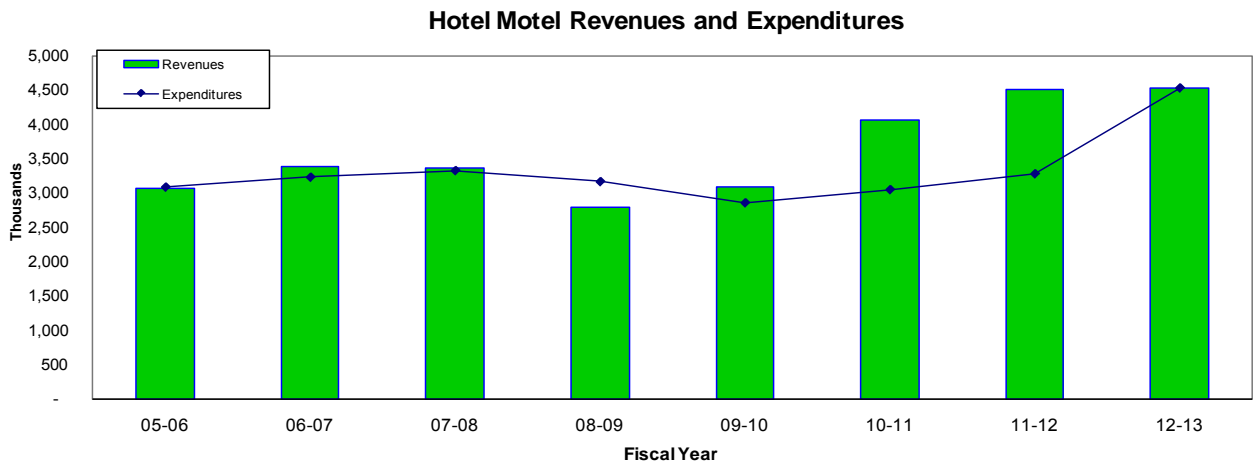
Total expenditures for the FY 12-13 Hotel-Motel Fund are projected to increase \$1,254,310, or 38.20%, from FY 10-11 estimates. The budget includes appropriations of \$240,210 for Tourism and Promotions, \$277,500 for Historical and Arts, \$577,927 for Other Charges, \$25,000 for City Promotions, \$676,929 for Civic Center Operations, \$111,975 for the Public Access Channel and \$2,628,551 for the Convention and Visitor's Bureau.

The following is a percentage breakdown of the total distribution of appropriated expenditures for the Hotel-Motel Fund:

Tourism and Promotions	5.3%
Other Charges	12.7%
Historical and Arts	6.1%
City Promotions	0.6%
Civic Center Operations	14.9%
Public Access Channel	2.5%
Convention & Visitor's Bureau	57.9%
	<hr/>
	100%

The following table displays the trends in both revenues and expenditures over an eight (8) year period.

(in millions)	05-06	06-07	07-08	08-09	09-10	10-11	11-12	12-13
<b>Revenues</b>	3.1	3.3	3.3	2.8	3.0	4.0	4.5	4.5
<b>Expenditures</b>	3.1	3.2	3.3	3.2	2.8	3.0	3.2	4.5



## DEBT SERVICE FUND

### Bond Ratings

The following bond ratings for the City of Laredo, which directly affect the cost of debt, were affirmed during the most recent bond ratings dated May 22<sup>nd</sup> 2012:

	<b>Moody's</b>	<b>Standard &amp; Poor's</b>	<b>Fitch</b>
General Obligation Bonds	Aa2	AA-	AA
Certificate of Obligation	Aa2	AA-	AA
Bridge System	A2	A+	A+
Sewer System	A3	A	AA-
Water System	A1	AA-	AA-
Sports & Community Venue	A1	A+	AA-

The following financial debt mechanisms are utilized by the City to support its financial needs and still maintain its high bond ratings:

**General Obligation Bonds** are issued for the acquisition of property for permanent public improvements or for any other public purpose. These issues are financed for twenty (20) years for projects under Governmental Funds.

**Revenue Bonds** are issued for the purpose of constructing, purchasing, improving, extending or repairing public utilities, recreational facilities, or facilities for any other self-liquidating municipal function. These issues are usually financed for twenty-five (25) years for Business Type Funds.

**Certificates of Obligations** are issued for the purpose of constructing, purchasing, improving, or repairing public property or facilities. These certificates are issued for twenty (20) years and are used to finance projects for both Governmental and Business Type Funds.

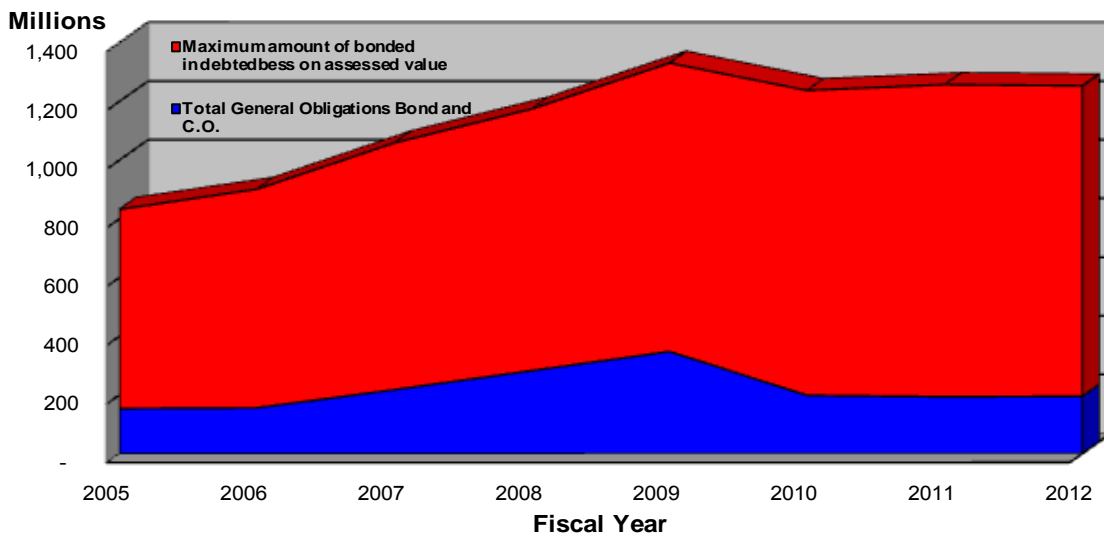
**Public Property Finance Contractual Obligations** are issued to finance the purchase of capital equipment with an estimated useful life of 5, 7 or 10 years. These Contractual Obligations are normally financed for five (5) years and are used for both Governmental and Business Type Funds.

### **Computation of Legal Debt Margin June 30, 2012**

The Constitution of Texas in Article 11, Section 5, limits the maximum amount that a home-rule city can tax to \$2.50 per \$100.00 of valuation and the same Article provides that no debt shall ever be created by any city unless, at the same time, a provision is made to assess and collect annually a sufficient sum to pay the interest thereon and create a sinking fund of at least two percent thereon. The Attorney General of Texas, in connection with the quoted provision, has created a rule for the guidance of home-rule cities which states that the bonds allowable under this constitutional provision shall be on the basis of no greater than \$1.50 per \$100.00 of valuation unless the city charter provides for less than the maximum specified in the Attorney General's rule. City Charter Section 6.13, as amended in November of 1995, limits the total overall outstanding debt to 10% of the total assessed valuation of the City. At this time, the City has allocated approximately **\$0.124674** of the total tax rate.

Assessed Value on 2011 Tax Roll		\$10,576,729,269
Maximum amount of bonded indebtedness on such assessed value (10%)		\$ 1,057,672,927
Amount of debt applicable to said maximum debt limit:		
Total General Obligation Bonds and Certificates of Obligations	\$193,439,362	
(Percentage of G.O. and C.O. debt to assessed value)	1.85 %	
Less: Debt Service Fund Balance as of <b>June 30, 2012</b>	<u>\$ 12,170,741</u>	
Total Amount of debt applicable to debt limit		<u>\$ 183,268,621</u>
The Debt Margin between current indebtedness and maximum allowable indebtedness		<u>\$ 874,404,306</u>

### Legal Debt Margin



## BRIDGE FUND

### Revenues

The City charges a toll to cross its international bridges according to a fee structure approved by ordinance. The last ordinance to revise this fee structure was adopted on October 1, 2008.

Estimated toll revenues for FY 11-12 at \$44,397,724 were expected to be approximately \$566,883, or 1.3%, over the FY 11-12 original budget of \$43,830,841. Projected for FY 12-13 is an increase of 1.5% or \$664,409 from FY 11-12 estimate.

In addition to toll receipts, other revenues generated by the Bridge System consist of the rental of facilities, interest earnings, as well as miscellaneous sources.

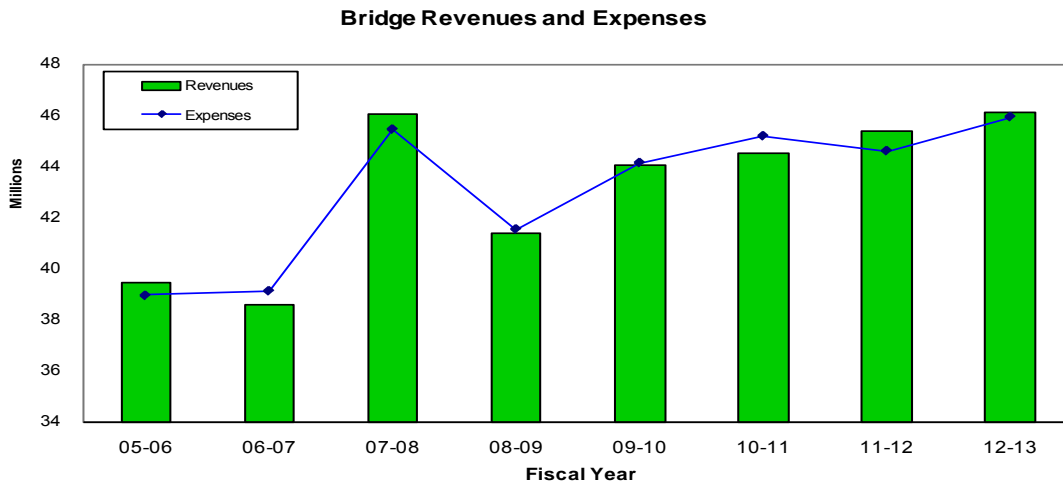
## Expenses

The Bridge System expenses for the FY 12-13 budget include an administrative charge of \$1,859,771 payable to the General Fund. This is a \$250,975, or 15.6%, increase from the preceding fiscal year.

The FY 12-13 budget contains a transfer to the Bridge System Debt Service Fund for \$7,636,194, which is \$1,178,082, or 18.2% more than the FY11-12 estimate.

Expenses for the FY 12-13 Bridge System budget increased a total of \$1,041,141, or 2.3%, from the original budget for FY 11-12 due primarily to an increase in the additional transfer it contributes to General Fund as well as an increase on the transfer out to the Bridge System Debt Service Fund.

An eight (8) year trend for both revenues and expenses for the Bridge System Fund is depicted in the following graph:



(in millions)	05-06	06-07	07-08	08-09	09-10	10-11	11-12	12-13
<b>Revenues</b>	39.4	38.5	46.1	41.4	44.0	44.5	45.4	46.1
<b>Expenses</b>	38.9	39.1	45.4	41.5	44.1	45.2	44.6	45.9

## SOLID WASTE MANAGEMENT FUND

### Revenues

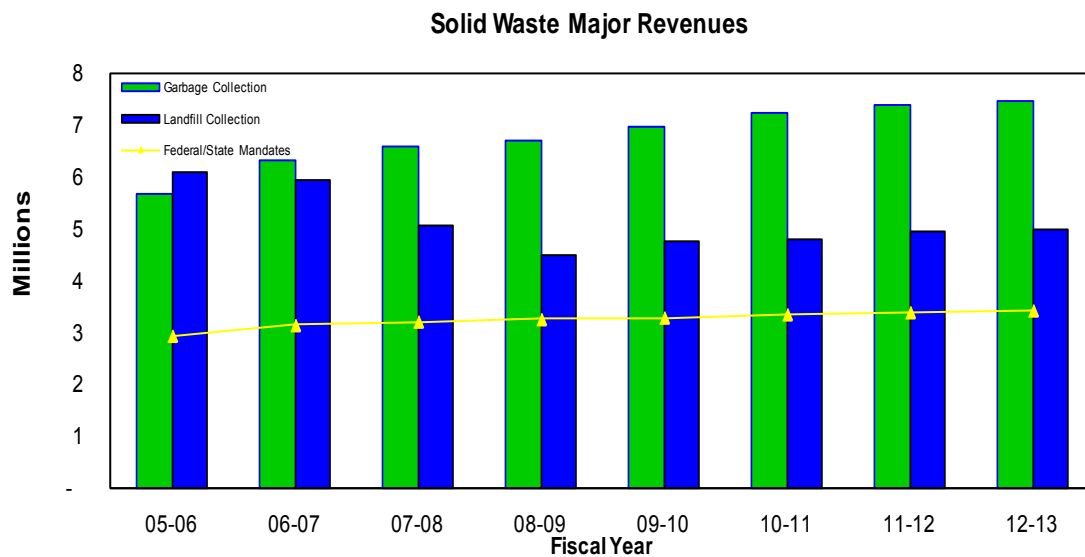
The City revenue projection for FY 12-13 on fees it will generate from charges on services will increase by 0.64%, following a similar increase anticipated for previous



year. This is attributed primarily to charges for landfill collection that were adjusted upward by \$145,281 due to an increase in the disposal of trash at the site over the past year. Additionally, the City anticipates a \$264,009 increase in garbage collection fees and a \$72,464 increase in revenues generated from federal/state mandates.

- \$7,469,669 - garbage collection fees
- \$5,488,673 - landfill fees
- \$3,434,196 - Federal/State mandate fees

Trends in significant sources of revenue for Solid Waste Management for eight (8) years are provided in the following graph:



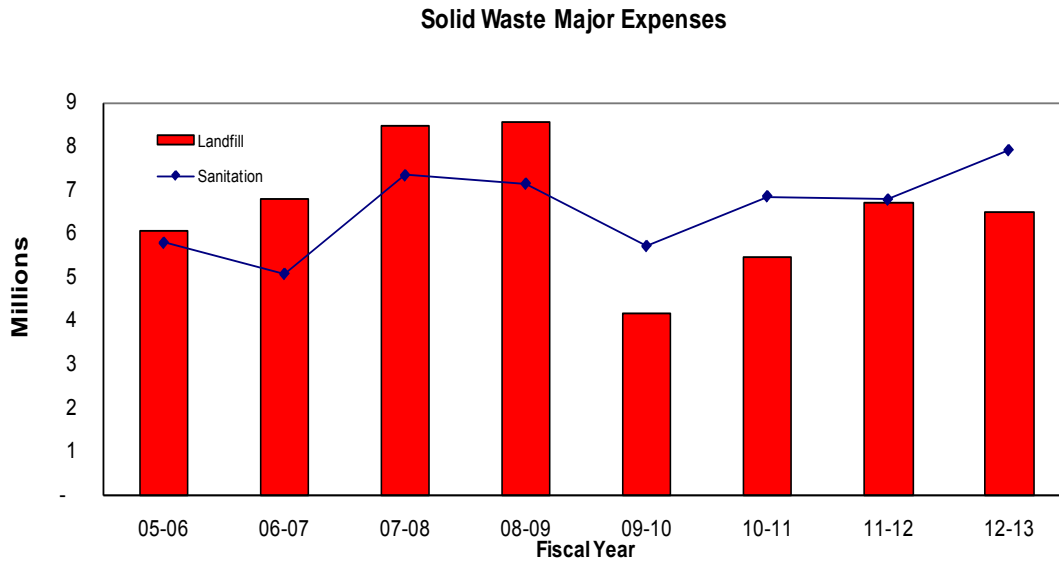
(in millions)	05-06	06-07	07-08	08-09	09-10	10-11	11-12	12-13
<b>Landfill Collection Fees</b>	6.1	5.9	5.1	4.5	4.7	4.8	4.9	5.0
<b>Garbage Collection Fees</b>	5.6	6.3	6.6	6.7	6.9	7.2	7.3	7.4
<b>Federal/State Mandate Fees</b>	2.9	3.1	3.2	3.3	3.3	3.3	3.4	3.4

### Expenses

Although revenues for the Solid Waste Fund are projected to increase for the FY 12-13 proposed budget, expenditures are expected to decrease by a total of \$127,374 from the

FY 11-12 original budget. A total of \$ 1,928,453 was appropriated for vehicle maintenance and was allocated between administration \$2,890, recycling \$1,675,911, sanitation for \$1,220,525 and landfill for \$537,447. Furthermore, debt service is projected to increase by \$7,264 to \$1,523,672 from the FY 11-12 adjusted budget of \$1,516,408.

The following graph illustrates the trends in the key expenses incurred by the Solid Waste Management Fund over the last eight (8) year period:



(in millions)	05-06	06-07	07-08	08-09	09-10	10-11	11-12	12-13
<b>Sanitation</b>	5.7	5.0	7.3	7.1	5.7	6.8	6.7	7.4
<b>Landfill</b>	6.0	6.7	8.5	8.5	4.1	5.4	6.6	6.4

## HEALTH AND BENEFITS FUND

The City's health and life benefits are partially self-funded. Health contribution rates are established to generate adequate revenues to meet the fund's medical claim potential as well as the administrative expenses of the fund. The City is in the 4<sup>th</sup> year of a 6-year plan whereby the portion that both the City and employee contribute for dependent care health coverage will incrementally rise by ten percent (10%) annually in order to balance the fund and preserve the plan benefits. Other changes approved by Council are as follows: (a) to increase the deductible from \$500 to \$750, with a \$250 preventive incentive; (b) to implement a four (4) tier rate structure; (c) to increase the Rx Co-pay, across the board, from \$6 to \$10 for generic brands, from \$30 to \$35 for preferred brands, and from \$50 to \$55 for non-preferred brands; (d) to implement an Rx-Step Therapy program for highly-utilized drugs, (e) to require the use of the mail order service for maintenance drugs and (f) to apply a three (3) month medical benefit waiting period for new employees.

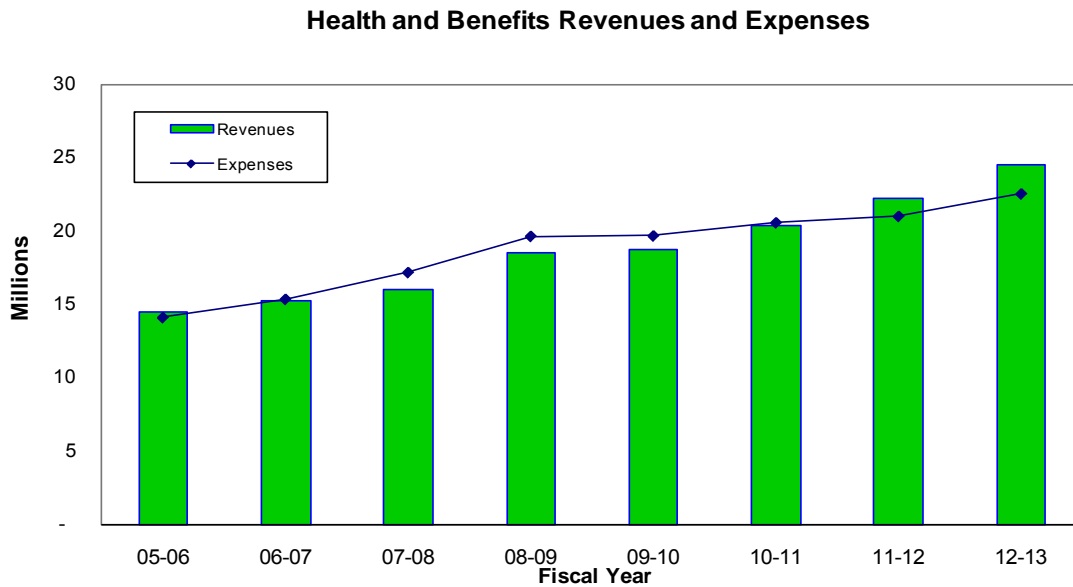
**Revenues**

The City projects that it will generate revenues of \$24,523,519 for FY 12-13, which is a 10.4% increase over FY 11-12 estimates. This primarily attributed to the aforementioned 10% increase in the City and employee contribution to the plan.

**Expenses**

Expenses for medical claims during FY 12-13 are projected to increase to \$1,030,633 or 7.7% from the FY 11-12 estimate of \$13,365,051. It is predicted that claims for prescriptions will also increase to \$3,594,037 an increase of 10% from FY 11-12 estimate of \$3,267,30

The following graph illustrates an eight (8) year trend for both revenues and expenses of the Health and Benefits Fund:



(in millions)	05-06	06-07	07-08	08-09	09-10	10-11	11-12	12-13
<b>Revenues</b>	14.4	15.1	16.0	18.5	18.7	20.3	22.2	24.5
<b>Expenses</b>	14.1	15.3	17.2	19.6	19.7	20.5	21.0	22.5

**TRANSIT SYSTEM FUND**

**Revenues**

The Federal Transit Administration (FTA) Grant, section 5307 for FY 11-12 is currently \$3,996,131 and is expected to decrease for FY 12-13 to \$3,865,578. The Texas Department of Transportation (TxDOT) operating assistance for FY 11-12 will consist of \$604,991.

## **Expenses**

The Laredo Transit Management, Inc. reduced the Health Benefits, Short Term Disability, and Life Insurance Group Plan by \$145,157. Total Operating budget is expected to be increased by \$471,085 due to contractual and increased line item expenditures for FY 12-13.

## **RISK MANAGEMENT FUND**

### **Revenues**

The City's workers' compensation and general liability claims are partially self-funded and are, therefore, charged to each of the applicable funds through a formulated charge to enable the City to cover all claims in addition to the administrative expenses.

Workers' compensation fees collected are predicted to increase by \$235,551, or 7.3%, over the FY 11-12 estimate.

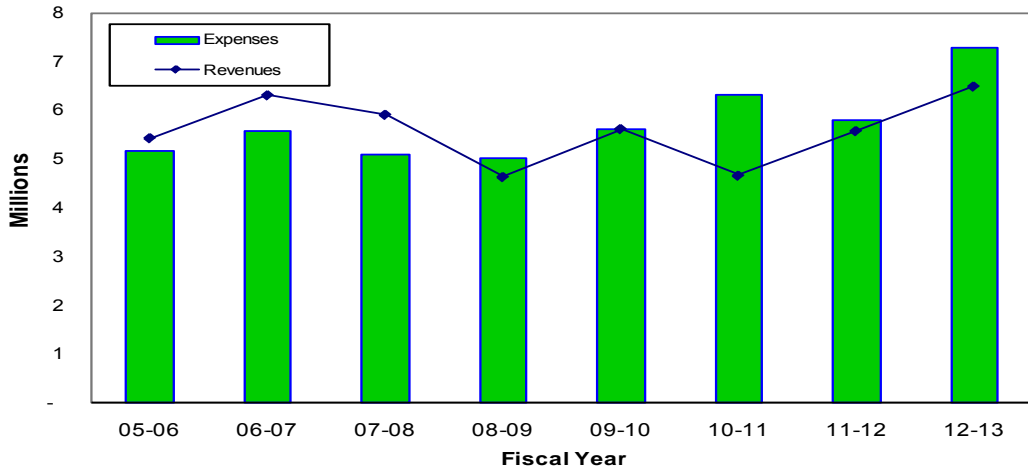
Premium fees charged on insurance for FY 12-13 are expected to increase by \$748,625, or 35.4%, over the FY 11-12 estimates.

### **Expenses**

Projected worker's compensation claims for FY 12-13 of \$2,083,025 comprise an increase of \$189,366, or 10%, over the FY 11-12 estimate of \$1,893,659. Insurance premiums are projected to increase by \$297,819, or 16.8%, over the estimate for FY 11-12 of \$1,777,797. Included in FY 11-12 is a transfer out to General Fund of \$750,000.

An eight (8) year trend for both revenues and expenses for the Risk Management Fund is depicted in the following graph:

**Risk Management Revenues and Expenses**



(in millions)	05-06	06-07	07-08	08-09	09-10	10-11	11-12	12-13
<b>Revenues</b>	5.4	6.3	5.9	4.6	5.6	4.7	5.6	6.5
<b>Expenses</b>	5.1	5.5	5.1	5.0	5.6	6.3	5.8	7.3

**WATER SYSTEM FUND**

**Revenues**

The City charges a fee for providing the community with safe and reliable water service at the lowest possible cost while remaining in compliance with applicable Federal, State, and Local laws and regulations. These charges are used to support the operations and maintenance, as well as debt service, of the City’s water treatment plants and distribution system.

The water service charges reflected in the FY 12-13 budget for the Water System Fund are projected to increase by \$ 1,964,425, or 6.0%, over F Y11-12 estimate based on approved annual rate increase.

**Expenses**

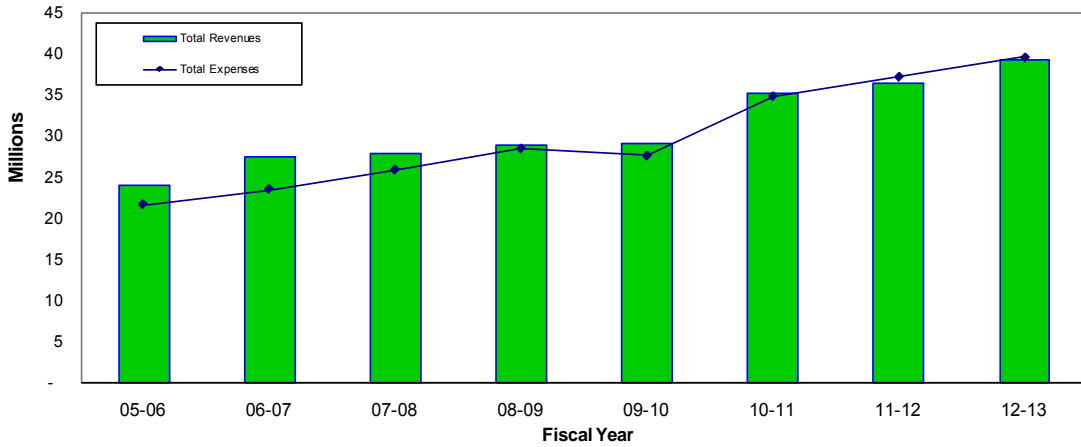
Expenses for the Water System Fund are projected to grow by \$2,356,515 or 6.33%, over its FY11-12 estimated budget.

A transfer out to debt service for \$15,089,609 will be used to cover debt service requirements for Combination Tax and Revenue Certificates of Obligation. The transfer out is essential to cover debt requirements for revenue bonds used to fund water construction projects necessary for the improvement of the Water System.

In addition, a transfer out to the Waterworks Construction Fund of \$1,418,771 will be used to fund infrastructure projects, such as improvements to the water plant, the booster station and water tanks.

The following graph depicts revenue and expense trends for an eight (8) year period.

**Water Total Revenues and Total Expenses**



(in millions)	05-06	06-07	07-08	08-09	09-10	10-11	11-12	12-13
<b>Revenues</b>	24.0	27.4	27.9	28.9	29.1	35.2	36.4	39.2
<b>Expenses</b>	21.6	23.5	25.9	28.5	27.5	34.8	37.2	39.5

## SEWER FUND

### Revenues

The City charges a fee for processing wastewater in order to comply with federal state, and local laws and regulations. These charges are used to support the cost of operations, maintenance, and debt service of the City's six sewage treatment plants and collection system. Charges for services for FY 12-13 are expected to increase by \$1,740,115, or 6.08%, over the FY11-12 estimate based on approved annual rate increase.

### Expenses

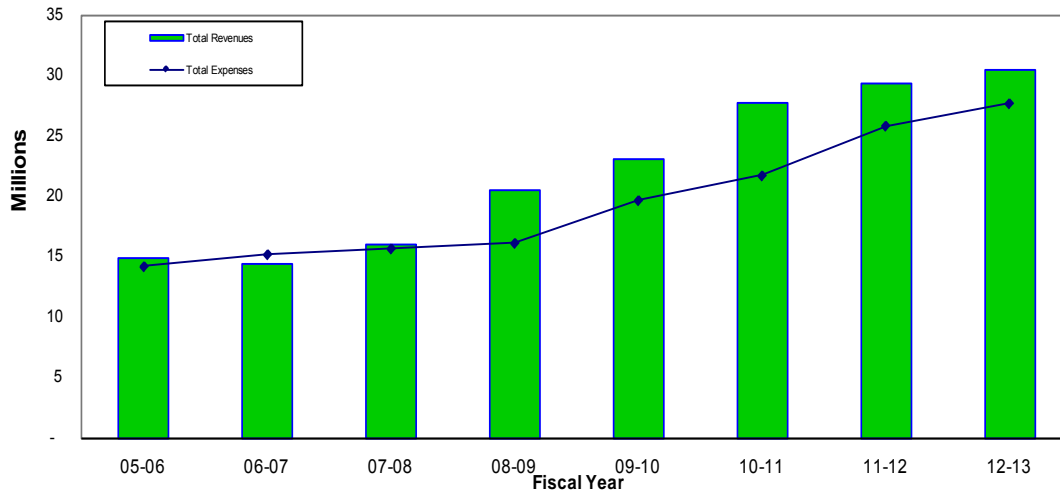
Total expenses are projected to increase by \$1,858,477, or 7.19%, over the FY 11-12 estimated budget.

A transfer out to Debt Service of \$8,681,191 includes transfers necessary to meet debt service payments on tax-supported debt.

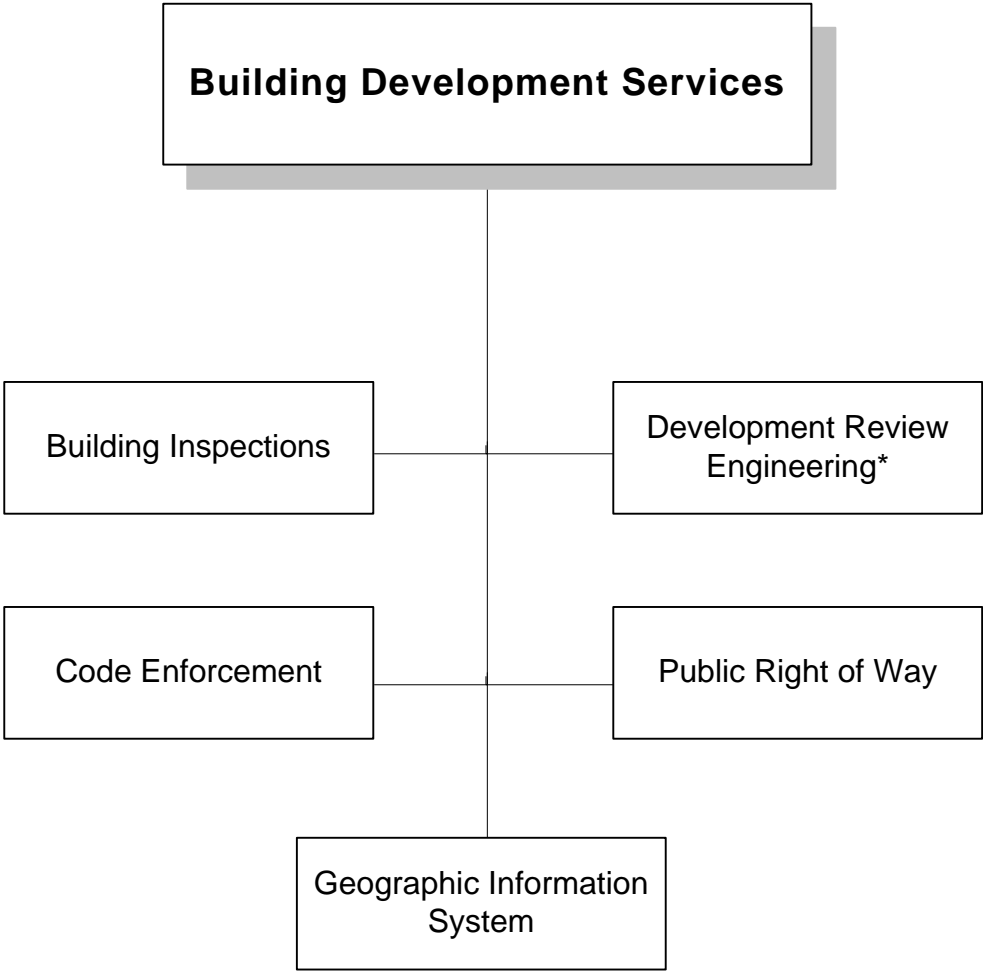
A transfer to the Sewer Construction Fund for \$983,854 will support the cost of infrastructure projects, such as improvements to the sewer plant, together with sewer lines throughout the City as well as collector/trunk line extensions.

Revenue and Expense trends over the most recent eight (8) year period for the Sewer System Fund are reflected in the following graph.

**Sewer Total Revenues and Total Expenses**



(in millions)	05-06	06-07	07-08	08-09	09-10	10-11	11-12	12-13
<b>Revenues</b>	14.9	14.4	16.0	20.6	23.0	27.7	29.2	30.4
<b>Expenses</b>	14.1	15.1	15.7	16.1	19.6	21.7	25.8	27.6





**CITY OF LAREDO, TEXAS  
GENERAL FUND SUMMARY  
EXPENDITURES  
FY 2012-2013**

<b>EXPENDITURES</b>	<b>ACTUAL FY 09-10</b>	<b>ACTUAL FY 10-11</b>	<b>ORIGINAL BUDGET FY 11-12</b>	<b>AMENDED BUDGET FY 11-12</b>	<b>TOTAL ESTIMATE FY 11-12</b>	<b>PROPOSED BUDGET FY 12-13</b>
<b>Building Development Services</b>						
Building Inspections						
Personnel Services	1,157,357	1,108,938	1,290,589	1,290,589	1,079,941	1,251,412
Materials and Supplies	56,138	58,415	74,719	77,739	62,684	74,859
Contractual Services	123,489	115,221	111,363	112,638	109,726	113,671
Capital Outlay	-	30,390		-	-	-
<b>Total Building Inspections</b>	<b>1,336,984</b>	<b>1,312,964</b>	<b>1,476,671</b>	<b>1,480,966</b>	<b>1,252,351</b>	<b>1,439,942</b>
Development Review Eng						
Personnel Services	452,993	481,225	503,498	503,498	439,492	532,436
Materials and Supplies	12,090	13,691	16,394	16,394	17,800	20,929
Contractual Services	15,445	13,812	14,329	17,829	16,377	19,388
<b>Total Development Review Eng</b>	<b>480,528</b>	<b>508,728</b>	<b>534,221</b>	<b>537,721</b>	<b>473,669</b>	<b>572,753</b>
Code Enforcement						
Personnel Services	298,613	302,159	310,890	310,890	233,877	309,423
Materials and Supplies	9,933	17,303	14,246	14,246	13,048	18,400
Contractual Services	13,876	17,773	17,624	17,624	17,608	17,939
<b>Total Code Enforcement</b>	<b>322,422</b>	<b>337,235</b>	<b>342,760</b>	<b>342,760</b>	<b>264,533</b>	<b>345,762</b>
Public Right of Way						
Personnel Services	175,027	181,585	184,645	184,645	185,513	194,002
Materials and Supplies	7,912	7,679	11,660	11,660	4,522	10,348
Contractual Services	9,015	7,268	11,422	11,422	11,214	12,172
<b>Total Public Right of Way</b>	<b>191,954</b>	<b>196,532</b>	<b>207,727</b>	<b>207,727</b>	<b>201,249</b>	<b>216,522</b>
Geographic Information System						
Personnel Services	174,004	178,338	187,475	187,475	193,074	201,662
Materials and Supplies	3,976	5,761	4,271	6,503	6,022	3,946
Contractual Services	10,442	9,409	9,373	11,573	11,085	11,113
<b>Total Geographic Information System</b>	<b>188,422</b>	<b>193,508</b>	<b>201,119</b>	<b>205,551</b>	<b>210,181</b>	<b>216,721</b>
<b>Total Building Development Services</b>	<b>2,520,310</b>	<b>2,548,967</b>	<b>2,762,498</b>	<b>2,774,725</b>	<b>2,401,983</b>	<b>2,791,700</b>

**City of Laredo, Texas  
Building Department  
Major Fund Changes  
FY2012 - 2013**

**EXPENDITURES**

Personnel (due to new employees hired at above entry level rates, reclassifications, changes to benefits, etc.)	\$ 11,838
Motor fuel	7,192
Vehicle maintenance	5,421
Inet Charges	4,595
800 MHz Radio	23
Water	<u>133</u>
<b>Total Net Change from FY2012 to FY2013</b>	<b><u><u>\$ 29,202</u></u></b>

**CITY OF LAREDO  
DEPARTMENT REQUESTS  
BUILDING DEPARTMENT  
FY 2012-2013**

**CAPITAL OUTLAY REQUESTS**

<b>Division</b>	<b>Description</b>	<b>Amount</b>	<b>Approved Yes/ No</b>
Building Inspections	<p style="text-align: center;"><b>Automotive</b></p> Four 1/2 ton, extended cab replacement trucks	\$ 80,000	Yes
	<b>Total</b>	<b>\$ 80,000</b>	

FUND NUMBER	101 GENERAL FUND
DEPARTMENT NUMBER	15 BUILDING DEVELOPMENT SERVICES
DIVISION NUMBER	10 BUILDING INSPECTION

**MISSION**

To work in conjunction with the building community to ensure all construction is done according to adopted building codes for the safety of all citizens.

**OBJECTIVES & PLANNED ACCOMPLISHMENTS**

- To provide expedient customers service through plan review, building permits and inspection for the orderly growth of residential, commercial and industrial development.
- To reduce blighted areas in neighborhoods by having more enforcement on dilapidated empty structures.
- Acquired new personnel computers which will allow for easy access to building reports, plan reviews, permit issuance, inspections and certificates of occupation.
- Created a one stop shop for building permits.

**EXPENDITURES**

	ACTUAL 09-10	ACTUAL 10-11	AMENDED 11-12	ESTIMATED 11-12	PROPOSED 12-13
Personnel Services	1,157,357	1,108,938	1,290,589	1,079,941	1,251,412
Materials & Supplies	56,138	58,415	77,739	62,684	74,859
Contractual Services	123,489	115,222	112,638	109,726	113,671
Capital Outlay	-	30,390	-	-	-
<b>Total</b>	1,336,984	1,312,965	1,480,966	1,252,351	1,439,942

**PERSONNEL POSITION LISTING**

DEPT	DIV	AUTH #	POSITION NO.	GRADE	POSITION TITLE	12-13 PROPOSED ANNUAL RATE
15	10	125	80288	R23	CUSTODIAN	19,323
15	10	30	20252	R24	CLERK-TYPIST	18,574
15	10	163	20251	R25	CLERK II	23,566
15	10	50	21821	R27	SECRETARY	25,854
15	10	63	20011	R28	CLERK IV	28,787
15	10	27	20014	R32	ADMINISTRATIVE ASSISTANT I	35,610
15	10	20	40188	R32	BUILDING INSPECTOR	31,512
15	10	24	40188	R32	BUILDING INSPECTOR	28,704
15	10	5	40189	R32	BUILDING PLANS EXAMINER I	28,704
15	10	6	40189	R32	BUILDING PLANS EXAMINER I	39,998
15	10	25	40450	R32	ELECTRICAL INSPECTOR I	38,334
15	10	26	41550	R32	PLUMBING INSPECTOR I	28,704
15	10	11	40452	R34	ELECTRICAL INSPECTOR II	52,458
15	10	13	40452	R34	ELECTRICAL INSPECTOR II	49,026

FUND NUMBER  
DEPARTMENT NUMBER  
DIVISION NUMBER

101 GENERAL FUND  
15 BUILDING DEVELOPMENT SERVICES  
10 BUILDING INSPECTION

PERSONNEL POSITION LISTING - CONTINUED

DEPT	DIV	AUTH #	POSITION NO.	GRADE	POSITION TITLE	12-13 PROPOSED ANNUAL RATE
15	10	14	41551	R34	PLUMBING INSPECTOR II	48,235
15	10	15	41551	R34	PLUMBING INSPECTOR II	35,589
15	10	28	40186	R34	SENIOR BUILDING INSPECTOR	46,946
15	10	8	45008	R36	BUILDING PLANS EXAMINER SUPVR.	55,723
15	10	4	10188	R42	BUILDING OFFICIAL	98,259
15	10	1	15041	R43	BUILDING SERVICES DEPT. DIR.	131,497
15	10	21	40188	R32	BUILDING INSPECTOR (Unfunded)	-
15	10	3	40187	R35	BUILDING PLANS EXAMINER II (Unfunded)	-
<b>TOTAL COUNT</b>			<b>22</b>		<b>TOTAL SALARIES</b>	<b>865,404</b>

PERFORMANCE MEASURES

	ACTUAL 09-10	ACTUAL 10-11	ESTIMATED 11-12	PROPOSED 12-13
<b>Workload Measures</b>				
<i>Inputs</i>				
Number of full-time equivalent employees (FTE) - inspections	8	5	5	5
Number of full-time equivalent employees (FTE) - permits	3	2	2	2
Number of plans received	2,662	3,028	2,925	3,200
<i>Outputs</i>				
Number of inspections completed	13,381	13,160	13,500	1,4280
Number of permits issued	9,456	9,445	9,550	10,115
Number of re-inspections	413	503	450	530
Number of plans approved	2,420	2,778	2,750	2,980
<b>Efficiency Measures</b>				
Number of inspections completed per FTE	1,673	2,632	2,700	2,856
<b>Effectiveness Measures</b>				
% of plans review within 48 hours	97	96	97	97
% of inspection conducted on day scheduled	98	99	98	98
% of inspections that passed quality-control per 1000	96	97	97	97

FUND NUMBER	101 GENERAL FUND
DEPARTMENT NUMBER	15 BUILDING DEVELOPMENT SERVICES
DIVISION NUMBER	15 DEVELOPMENT REVIEW

**MISSION**

The mission of the development review division is to assure the adequate provisions of public improvements in new development in order to protect the health, safety and quality of life of the citizens of the City of Laredo.

**OBJECTIVES & PLANNED ACCOMPLISHMENTS**

- Reduce the waiting time for subdivisions plan review to the minimum of ten (10) business days ensuring consistency and quality.
- Consolidate the key functions of the review process needed for development and provide easier access to the residents, engineering community and developers.

**EXPENDITURES**

	ACTUAL 09-10	ACTUAL 10-11	AMENDED 11-12	ESTIMATED 11-12	PROPOSED 12-13
Personnel Services	452,993	481,225	503,498	439,492	532,436
Materials & Supplies	12,089	13,691	16,394	17,800	20,929
Contractual Services	15,444	13,812	17,829	16,377	19,388
<b>Total</b>	480,526	508,728	537,721	473,669	572,753

**PERSONNEL POSITION LISTING**

DEPT	DIV	AUTH #	POSITION NO.	GRADE	POSITION TITLE	12-13 PROPOSED ANNUAL RATE
15	15	10	40454	R32	CONSTRUCTION INSPECTOR	28,704
15	15	16	40454	R32	CONSTRUCTION INSPECTOR	40,456
15	15	70	35014	R33	ENGINEERING ASSOCIATE I	44,741
15	15	4	10755	R39	ENVIRONMENTAL ENGINEER	92,914
15	15	3	35024	R40	ENGINEERING ASSOCIATE II	69,077
15	15	3	35024	R40	ENGINEERING ASSOCIATE II (15%)	14,778
15	15	7	35026	R42	CIVIL ENGINEER II (P.E.)	86,007
<b>TOTAL COUNT</b>			<b>7</b>		<b>TOTAL SALARIES</b>	<b>376,677</b>

FUND NUMBER	101 GENERAL FUND
DEPARTMENT NUMBER	15 BUILDING DEVELOPMENT SERVICES
DIVISION NUMBER	15 DEVELOPMENT REVIEW

PERFORMANCE MEASURES

	ACTUAL 09-10	ACTUAL 10-11	ESTIMATED 11-12	PROPOSED 12-13
<b>Workload Measures</b>				
<i>Inputs</i>				
Number of Projects Received	38	37	41	45
Number of FTEs	3.5	3.5	3.5	3.5
<i>Outputs</i>				
Number of projects reviewed	38	37	41	45
Percent of projects approved	71%	92%	88%	90%
<b>Efficiency Measures</b>				
Number of reviews per FTE	10.85	10.57	11.71	12.86
<b>Effectiveness Measures</b>				
Approved 1st submittal	74%	75%	64%	80%
Approved 2nd submittal	18%	19%	17%	15%
Approved 3rd submittal	8%	6%	14%	5%
<b>Approved 4<sup>th</sup> submittal</b>	N/A	N/A	5%	N/A

FUND NUMBER	101 GENERAL FUND
DEPARTMENT NUMBER	15 BUILDING DEVELOPMENT SERVICES
DIVISION NUMBER	20 CODE ENFORCEMENT

**MISSION**

Zoning is the regulation by a municipality of the use of land within the community.  
 Minimize impacts of land uses by zoning enforcement.

- **INTENT**  
Segregate conflicting/non-complimentary land uses.
- **PURPOSE**  
Enhance quality of life and preserve the character of neighborhoods

**OBJECTIVES & PLANNED ACCOMPLISHMENTS**

- Enforcement of zoning violations within our community
- Increase more joint enforcement task operations
- Minimize land use conflicts through citations.

**EXPENDITURES**

	<b>ACTUAL 09-10</b>	<b>ACTUAL 10-11</b>	<b>AMENDED 11-12</b>	<b>ESTIMATED 11-12</b>	<b>PROPOSED 12-13</b>
Personnel Services	298,612	302,159	310,890	233,877	309,423
Materials & Supplies	9,933	17,303	14,246	13,048	18,400
Contractual Services	13,876	17,774	17,624	17,608	17,939
<b>Total</b>	<b>322,421</b>	<b>337,236</b>	<b>342,760</b>	<b>264,533</b>	<b>345,762</b>

**PERSONNEL POSITION LISTING**

DEPT	DIV	AUTH #	POSITION NO.	GRADE	POSITION TITLE	12-13 PROPOSED ANNUAL RATE
15	20	5	42559	R31	ZONING ENFORCEMENT OFFICER I	37,564
15	20	7	42559	R31	ZONING ENFORCEMENT OFFICER I	30,450
15	20	9	42559	R31	ZONING ENFORCEMENT OFFICER I	29,598
15	20	22	42559	R31	ZONING ENFORCEMENT OFFICER I	37,938
15	20	2	42560	R32	ZONING ENFORCEMENT OFFICER II	39,706
15	20	11	42561	R34	ZONING ENFORCEMENT SUPERVISOR	32,864
15	20	5	42559	R31	ZONING ENFORCEMENT OFFICER I	37,564
<b>TOTAL COUNT</b>			<b>6</b>		<b>TOTAL SALARIES</b>	<b>208,121</b>



FUND NUMBER	101 GENERAL FUND
DEPARTMENT NUMBER	15 BUILDING DEVELOPMENT SERVICES
DIVISION NUMBER	20 CODE ENFORCEMENT

PERFORMANCE MEASURES

	ACTUAL 09-10	ACTUAL 10-11	ESTIMATED 11-12	PROPOSED 12-13
<b>Workload Measures</b>				
<i>Inputs</i>				
Number of full time equivalent employees (FTE)-Zoning Enforcement Officers	5	5	3	5
<i>Outputs</i>				
Number of zoning cases investigated	2,188	2,200	1,881	2,500
Number of citations issued	193	193	435	480
Number of warnings issued per FTE-Zoning Enforcement Officer	750	742	809	900
<b>Efficiency Measures</b>				
Number of zoning cases investigated per FTE-Zoning Enforcement Officer	437	440	627	500
Number of citations issued per FTE-Zoning Enforcement Officer	38	39	145	96
Number of warnings issued per FTE-Zoning Enforcement Officer	150	148	269	180
<b>Effectiveness Measures</b>				
% of reported cases complied	90%	92%	96%	95%

FUND NUMBER

101 GENERAL FUND

DEPARTMENT NUMBER

15 BUILDING DEVELOPMENT SERVICES

DIVISION NUMBER

30 PUBLIC RIGHT OF WAY

**MISSION**

Improve better coordination between all utilities on permitting, inspections and to comply with City of Laredo Construction Standards in the public right of way.

**OBJECTIVES & PLANNED ACCOMPLISHMENTS**

The main focus of the regulations is to:

- Protect the traveling public
- Improve coordination of street work with all private utilities
- Minimize the impact of excavation in the public right of way
- Recover cost of damage done to streets by excavations.

**EXPENDITURES**

	<b>ACTUAL 09-10</b>	<b>ACTUAL 10-11</b>	<b>AMENDED 11-12</b>	<b>ESTIMATED 11-12</b>	<b>PROPOSED 12-13</b>
Personnel Services	175,028	181,585	184,645	185,513	194,002
Materials & Supplies	7,911	7,679	11,660	4,522	10,348
Contractual Services	9,015	7,267	11,422	11,214	12,172
<b>Total</b>	<b>191,954</b>	<b>196,531</b>	<b>207,727</b>	<b>201,249</b>	<b>216,522</b>

**PERSONNEL POSITION LISTING**

<b>DEPT</b>	<b>DIV</b>	<b>AUTH #</b>	<b>POSITION NO.</b>	<b>GRADE</b>	<b>POSITION TITLE</b>	<b>12-13 PROPOSED ANNUAL RATE</b>
15	30	53	41887	R32	STREET CUT INSPECTOR	32,469
15	30	54	41887	R32	STREET CUT INSPECTOR	31,075
15	30	2	15052	R39	PUBLIC RIGHT OF WAY MANAGER	71,614
<b>TOTAL COUNT</b>			<b>3</b>		<b>TOTAL SALARIES</b>	<b>135,158</b>

FUND NUMBER	101 GENERAL FUND
DEPARTMENT NUMBER	15 BUILDING DEVELOPMENT SERVICES
DIVISION NUMBER	30 PUBLIC RIGHT OF WAY

PERFORMANCE MEASURES

	ACTUAL 09-10	ACTUAL 10-11	ESTIMATED 11-12	PROPOSED 12-13
<b>Workload Measures</b>				
<i>Inputs</i>				
Number of full-time employees (FTE) inspections	7	6	6	5
Number of Applications	2,023	2,448	2,397	2,340
Number of Inspections	4,014	4,896	4,794	4,680
<i>Outputs</i>				
Number of inspection completed	2,007	4,662	4,564	4,456
Number of permits issued	2,007	2,331	2,282	2,228
<b>Efficiency Measures</b>				
Number of inspections completed per FTE	1,338	777	761	891
<b>Effectiveness Measures</b>				
% of inspection conducted on a day schedule	99%	99%	99%	99%
% of inspections that passed quality-control per 1000	99%	99%	99%	99%

FUND NUMBER	101 GENERAL FUND
DEPARTMENT NUMBER	15 BUILDING DEVELOPMENT SERVICES
DIVISION NUMBER	35 GEOGRAPHIC INFORMATION SYSTEMS

**MISSION**

The mission of the GIS Division is to provide mapping analyses for the City of Laredo, support the data needs of the community and enhance decision processes of community planning.

**OBJECTIVES & PLANNED ACCOMPLISHMENTS**

- Develop and maintain primary datasets including parcels and infrastructure;
- Develop and maintain metadata for primary datasets;
- Develop mechanism to gather utilities information into the GIS;
- Develop an internal and external map request form.

**EXPENDITURES**

	ACTUAL 09-10	ACTUAL 10-11	AMENDED 11-12	ESTIMATED 11-12	PROPOSED 12-13
Personnel Services	174,004	178,338	187,475	193,074	201,662
Materials & Supplies	3,977	5,761	6,503	6,022	3,946
Contractual Services	10,443	9,409	11,573	11,085	11,113
<b>Total</b>	<b>188,424</b>	<b>193,508</b>	<b>205,551</b>	<b>210,181</b>	<b>216,721</b>

**PERSONNEL POSITION LISTING**

DEPT	DIV	AUTH #	POSITION NO.	GRADE	POSITION TITLE	12-13 PROPOSED ANNUAL RATE
15	35	29	40006	R31	GEOGRAPHIC INFO SYSTEM ANALYST	34,445
15	35	1	40006	R36	GEOGRAPHIC INFO SYSTEM ANALYST	52,312
15	35	3	40006	R36	GEOGRAPHIC INFO SYSTEM ANALYST	53,955
<b>TOTAL COUNT</b>			<b>3</b>		<b>TOTAL SALARIES</b>	<b>140,712</b>

FUND NUMBER	101 GENERAL FUND
DEPARTMENT NUMBER	15 BUILDING DEVELOPMENT SERVICES
DIVISION NUMBER	35 GEOGRAPHIC INFORMATION SYSTEMS

PERFORMANCE MEASURES

	ACTUAL 09-10	ACTUAL 10-11	ESTIMATED 11-12	PROPOSED 12-13
<b>Workload Measures</b>				
<i>Inputs</i>				
Number of map requests	780	508	465	450
Number of addresses entered	469	447	450	450
Number of zoning map amendments processed	51	47	47	47
Number of recorded subdivision updates	42	37	40	40
Number of as-built plans entered	10	10	10	10
Number of ArcReader Setup Requests	5	20	32	20
Number of FTEs	3	3	3	3
<i>Outputs</i>				
Number of maps produced	800	645	686	650
Number of service locations	140	154	150	150
Number of zoning map updates	51	43	45	45
Number of lots created	329	447	450	450
Linear footage of infrastructure	949,123	968,779	1,065,657	1,172,223
Number of ArcReader Users Setup	5	20	32	20
<b>Efficiency Measures</b>				
Number of map requests per FTE	260	170	155	150
Number of subdivision updates per FTE	17	16	15	15

**City Attorney**

**CITY OF LAREDO, TEXAS  
GENERAL FUND SUMMARY  
EXPENDITURES  
FY 2012-2013**

<b>EXPENDITURES</b>	<b>ACTUAL FY 09-10</b>	<b>ACTUAL FY 10-11</b>	<b>ORIGINAL BUDGET FY 11-12</b>	<b>AMENDED BUDGET FY 11-12</b>	<b>TOTAL ESTIMATE FY 11-12</b>	<b>PROPOSED BUDGET FY 12-13</b>
<b>City Attorney's Office</b>						
Personnel Services	757,046	786,620	875,057	875,057	766,080	947,121
Materials and Supplies	53,400	51,869	83,467	88,130	84,048	83,867
Contractual Services	41,730	53,989	49,407	52,903	52,141	49,461
Total City Attorney's Office	<u>852,176</u>	<u>892,478</u>	<u>1,007,931</u>	<u>1,016,090</u>	<u>902,269</u>	<u>1,080,449</u>

**City of Laredo, Texas  
City Attorney  
Major Fund Changes  
FY 2012-2013**

**EXPENDITURES**

Personnel (due to new employees hired at above entry level rates, reclassifications, changes to benefits, etc.)	\$ 16,383
Fund one (1) Clerk	55,681
Inet Charges	<u>454</u>
<b>Total Net Change from FY2012 to FY2013</b>	<b><u><u>\$72,518</u></u></b>



CITY OF LAREDO  
DEPARTMENT REQUESTS  
CITY ATTORNEY  
FY 2012-2013

PERSONNEL REQUESTS

Division	Title	Grd.	New	Del	Estimated Salary	Approved Yes/ No
City Attorney	Clerk III	R27	1		\$ 35,110	Yes
		Total	1		\$ 35,110	

FUND NUMBER	101 GENERAL FUND
DEPARTMENT NUMBER	16 CITY ATTORNEY
DIVISION NUMBER	10 CITY ATTORNEY

**MISSION**

The Legal Department’s mission is to provide legal representation before all courts of law and advice to the governing body and to all city departments.

**OBJECTIVES & PLANNED ACCOMPLISHMENTS**

- To provide competent, timely and knowledgeable legal consultation to the governing body and to all twenty-seven city departments and city staff.
- To represent the city in all courts of law through in-house and contract attorneys in municipal, state and federal courts in litigation.
- To prepare or assist in preparation of all legal documents including but not limited to all council legislation, court pleadings, real estate transactions and all other legal papers necessary to serve all legal needs and purposes of the municipality.
- To provide legal counsel to all city commission, advisory committees, boards at all meetings and assembly of the many council created entities.

**EXPENDITURES**

	ACTUAL 09-10	ACTUAL 10-11	AMENDED 11-12	ESTIMATED 11-12	PROPOSED 12- 13
Personnel Services	757,045	786,620	875,057	766,080	947,121
Materials & Supplies	53,401	51,869	88,130	84,048	83,867
Contractual Services	41,729	53,987	52,903	52,141	49,461
<b>Total</b>	852,175	892,476	1,016,090	902,269	1,080,449

**PERSONNEL POSITION LISTING**

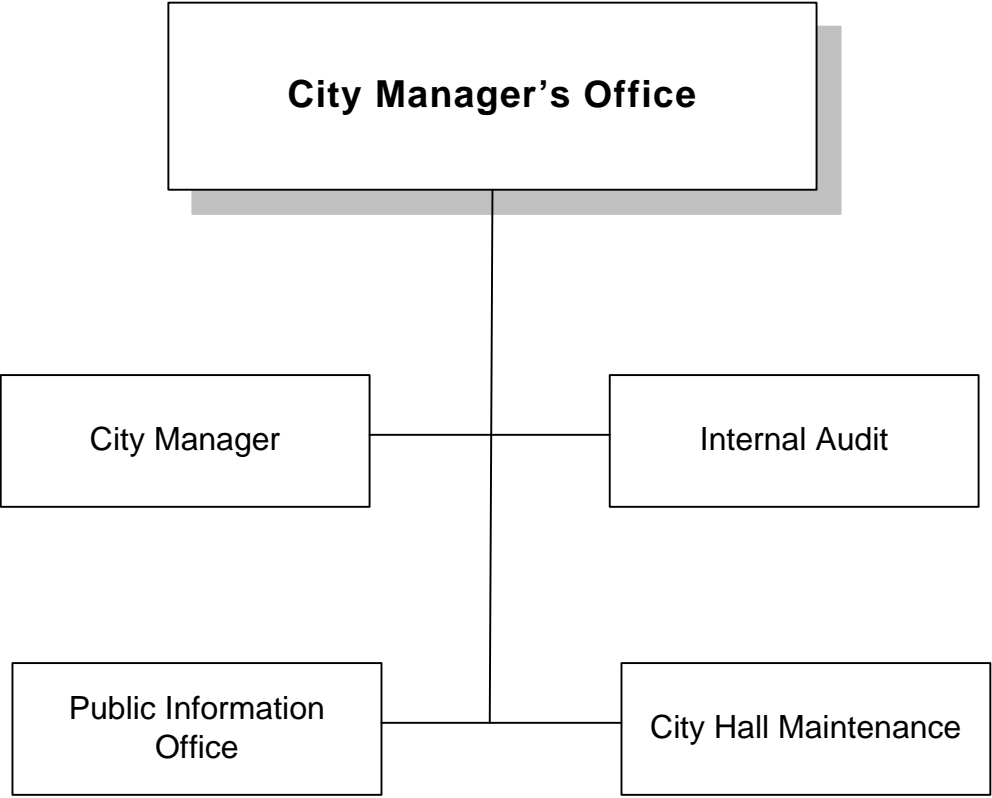
DEPT	DIV	AUTH #	POSITION NO.	GRADE	POSITION TITLE	12-13 PROPOSED ANNUAL RATE
16	10	34	20013	R27	CLERK III	35,110
16	10	32	20014	R32	ADMINISTRATIVE ASSISTANT I	46,571
16	10	1	65001	R34	SENIOR PARALEGAL	70,304
16	10	2	35004	R40	ASSISTANT CITY ATTY I	73,549
16	10	33	35004	R40	ASSISTANT CITY ATTY I (Unfunded)	-
16	10	3	35003	R41	ASSISTANT CITY ATTY II	73,549
16	10	1	35035	R42	ASSISTANT CITY ATTORNEY III	98,758
16	10	2	35035	R42	ASSISTANT CITY ATTORNEY III	60,258
16	10	4	35035	R42	ASSISTANT CITY ATTORNEY III	98,758
16	10	1	10238	R45	CITY ATTORNEY	134,889
<b>TOTAL COUNT</b>			<b>10</b>		<b>TOTAL SALARIES</b>	<b>691,747</b>

FUND NUMBER  
DEPARTMENT NUMBER  
DIVISION NUMBER

101 GENERAL FUND  
16 CITY ATTORNEY  
10 CITY ATTORNEY

PERFORMANCE MEASURES

	ACTUAL 09-10	ACTUAL 10-11	ESTIMATED 11-12	PROPOSED 12-13
<b>Workload Measures</b>				
<i>Inputs</i>				
Number of full-time equivalent employees (FTE) hours	14,560	14,560	14,560	16,640
Number of full-time equivalent employees (FTE)	7	7	8	9
Total budget	852,175	892,476	902,269	1,080,449
<i>Outputs</i>				
Legal consultations (office/telephone)	7,272	7,490	7,790	8,180
Meetings and conferences	10,309	10,618	11,043	11,595
Correspondence review, administrative matters; contracts prepared, reviewed, and signed off	9,904	10,201	10,609	11,139
Legal research, opinions	9,656	9,946	10,344	10,861
City Council support/Ordinances, Resolutions, Motions	6,775	6,978	7,257	7,620
Litigation activity/pleadings	6,516	6,711	6,979	7,328
Municipal court activity	2,178	7,596	7,823	8,214
Total potential clients (citizen population*)	244,580	244,580	244,580	244,580
<b>Efficiency Measures</b>				
Number of potential clients per attorney	34,940	34,940	30,573	27,175
Operating cost per hour	\$58.52	\$61.29	\$61.96	\$64.93
<b>Effectiveness Measures</b>				
Number of lawsuits due to preventive legal counsel	22	44	36	30



**CITY OF LAREDO, TEXAS  
GENERAL FUND SUMMARY  
EXPENDITURES  
FY 2012-2013**

EXPENDITURES	ACTUAL FY 09-10	ACTUAL FY 10-11	ORIGINAL BUDGET FY 11-12	AMENDED BUDGET FY 11-12	TOTAL ESTIMATE FY 11-12	PROPOSED BUDGET FY 12-13
<b>City Manager's Office</b>						
City Manager						
Personnel Services	995,698	1,081,234	1,080,417	1,080,417	1,120,753	1,232,701
Materials and Supplies	12,035	13,592	14,547	20,601	20,555	19,047
Contractual Services	117,640	100,469	114,220	111,363	102,744	112,399
<b>Subtotal City Manager</b>	<b>1,125,373</b>	<b>1,195,295</b>	<b>1,209,184</b>	<b>1,212,381</b>	<b>1,244,052</b>	<b>1,364,147</b>
<b>Internal Audit</b>						
Personnel Services	218,446	226,143	229,367	229,367	229,764	240,634
Materials and Supplies	910	808	1,003	703	1,108	650
Contractual Services	13,897	10,640	13,459	13,759	13,198	14,344
<b>Subtotal Internal Audit</b>	<b>233,253</b>	<b>237,591</b>	<b>243,829</b>	<b>243,829</b>	<b>244,070</b>	<b>255,628</b>
<b>Public Information Office</b>						
Personnel Services	77,128	83,045	150,906	150,906	92,645	80,046
Materials and Supplies	388	168	527	541	457	799
Contractual Services	15,137	3,041	15,027	15,043	2,549	14,793
<b>Subtotal Information Office</b>	<b>92,653</b>	<b>86,254</b>	<b>166,460</b>	<b>166,490</b>	<b>95,651</b>	<b>95,638</b>
<b>City Hall Maintenance</b>						
Personnel Services	169,074	175,908	185,853	185,853	185,167	193,817
Materials and Supplies	33,749	31,163	37,382	42,187	40,417	37,290
Contractual Services	219,913	245,794	259,362	319,830	282,229	261,057
<b>Subtotal City Hall Maintenance</b>	<b>422,736</b>	<b>452,865</b>	<b>482,597</b>	<b>547,870</b>	<b>507,813</b>	<b>492,164</b>
<b>City Hall Annex</b>						
Materials and Supplies	-	-	-	-	16,100	16,100
Contractual Services	-	-	-	-	90,050	90,050
<b>Subtotal City Hall Annex</b>	<b>-</b>	<b>-</b>	<b>-</b>	<b>-</b>	<b>106,150</b>	<b>106,150</b>
<b>Total City Manager's Office</b>	<b>1,874,015</b>	<b>1,972,005</b>	<b>2,102,070</b>	<b>2,170,570</b>	<b>2,197,736</b>	<b>2,313,727</b>

**City of Laredo, Texas  
City Manager's  
Major Fund Changes  
FY2012 - 2013**

**EXPENDITURES**

Personnel (due to new employees hired at above entry level rates, reclassifications, changes to benefits, etc.)	\$ 64,466
Add one (1) Clerk II	36,189
Vehicle Maintenance	1,371
Motor Fuel	(92)
I Net	3,713
City Hall Annex Maintenance Costs	<u>106,150</u>
<b>Total Net Change from FY2012 to FY2013</b>	<b><u><u>\$ 211,797</u></u></b>

CITY OF LAREDO  
DEPARTMENT REQUESTS  
CITY MANAGER  
FY 2012-2013

PERSONNEL REQUESTS

Division	Title	Grd.	New	Del	Estimated Salary	Approved Yes/ No
City Manager	Clerk II	R25	1		\$ 19,885	Yes
		Total	1		\$ 19,885	

FUND NUMBER  
DEPARTMENT NUMBER  
DIVISION NUMBER

101 GENERAL FUND  
12 CITY MANAGER  
00 CITY MANAGER

**MISSION**

To provide precise and appropriate information and recommendations to the City Council in order to make well-versed decisions, implement policies and programs approved by Council while managing the daily functions of City services with a high standard of ethics, professionalism and integrity.

**OBJECTIVES & PLANNED ACCOMPLISHMENTS**

- To provide cost effective services that efficiently utilize city resources, as well as promote and support the safety and health of the community.
- To continue to monitor all capital improvement projects to insure their completion to include but not limited to the Max A. Mandel Municipal Golf Course, the Animal Care Facility, the Northwest Laredo Community Center, the South Laredo Library and any other major projects approved by City Council.
- To continue to promote the City of Laredo as a tourist destination by marketing the City as a sports enthusiast’s hub with the recent completion of the UniTrade Baseball Stadium, the recent acquisition of basketball/volleyball floors for the Laredo Energy Arena (LEA), additional opportunities for ice hockey in the near future at the LEA, kayaking on the Rio Grande and the highly anticipated opening of the Max A. Mandel Municipal Golf Course, just to name a few of the sports related projects currently in the works.
- To continue to pursue economic development opportunities for the community with the newly authorized Economic Incentive Plan and the mechanisms it will afford the City in order to bring additional economic growth to the citizens of Laredo. This plan will include private/public partnership ventures for economic opportunities in the downtown area.
- To continue to develop new economic trade opportunities for the City by creating new distribution center avenues for Central American countries and any other country that would provide job and economic expansion for the Laredo community.

**EXPENDITURES**

	<b>ACTUAL 09-10</b>	<b>ACTUAL 10-11</b>	<b>AMENDED 11-12</b>	<b>ESTIMATED 11-12</b>	<b>PROPOSED 12-13</b>
Personnel Services	995,697	1,081,234	1,080,417	1,120,753	1,232,701
Materials & Supplies	12,034	13,591	20,601	20,555	19,047
Contractual Services	117,640	100,469	111,363	102,744	112,399
<b>Total</b>	<b>1,125,371</b>	<b>1,195,294</b>	<b>1,212,381</b>	<b>1,244,052</b>	<b>1,364,147</b>



FUND NUMBER	101 GENERAL FUND
DEPARTMENT NUMBER	12 CITY MANAGER
DIVISION NUMBER	00 CITY MANAGER

PERSONNEL POSITION LISTING

DEPT	DIV	AUTH #	POSITION NO.	GRADE	POSITION TITLE	12-13 PROPOSED ANNUAL RATE
12	00	1	10242	50	CITY MANAGER	200,390
12	00	86	20251	R25	CLERK II	19,885
12	00	83	20013	R27	CLERK III	21,070
12	00	36	20014	R32	ADMINISTRATIVE ASSISTANT I	33,155
12	00	1	25001	R32	EXECUTIVE SECRETARY	55,432
12	00	81	25001	R32	EXECUTIVE SECRETARY	38,874
12	00	47	20015	R35	ADMINISTRATIVE ASSISTANT II	53,581
12	00	2	15003	W45	ASSISTANT CITY MANAGER	151,926
12	00	3	15003	W45	ASSISTANT CITY MANAGER	147,038
12	00	2	15037	W45	DEPUTY CITY MANAGER	188,139
<b>TOTAL COUNT</b>			<b>10</b>		<b>TOTAL SALARIES</b>	<b>909,492</b>

FUND NUMBER	101 GENERAL FUND
DEPARTMENT NUMBER	12 CITY MANAGER
DIVISION NUMBER	10 INTERNAL AUDIT

**MISSION**

To strengthen the City of Laredo’s accountability to its citizens, City Council and City employees by providing independent and objective assurance and consultation services of organizational performance in order to assure that the City’s assets are managed with integrity, efficiency and effectiveness.

**OBJECTIVES & PLANNED ACCOMPLISHMENTS**

- Develop a comprehensive, risk-based annual audit plan.
- Perform audits in an efficient manner, present useful and achievable audit recommendations and issue concise audit reports on a timely basis.
- Perform follow-up audits to evaluate the adequacy of corrective action.
- Investigate reported occurrences of fraud, theft and waste and recommend controls to promote the prevention and detection of such occurrences.
- Support the City Council and City Management team in attaining short-term and long-term objectives.
- Provide excellent service to both internal and external customers.

**EXPENDITURES**

	ACTUAL 09-10	ACTUAL 10-11	AMENDED 11-12	ESTIMATED 11-12	PROPOSED 12-13
Personnel Services	218,445	226,143	229,367	229,764	240,634
Materials & Supplies	910	807	703	1,108	650
Contractual Services	13,883	10,640	13,759	13,198	14,344
<b>Total</b>	233,238	237,590	243,829	244,070	255,628

**PERSONNEL POSITION LISTING**

DEPT	DIV	AUTH #	POSITION NO.	GRADE	POSITION TITLE	12-13 PROPOSED ANNUAL RATE
12	10	1	30012	R35	AUDITOR II	48,339
12	10	2	30012	R35	AUDITOR II	39,790
12	10	4	10805	R41	INTERNAL AUDITOR	87,838
<b>TOTAL COUNT</b>			<b>3</b>		<b>TOTAL SALARIES</b>	<b>175,968</b>

FUND NUMBER  
DEPARTMENT NUMBER  
DIVISION NUMBER

101 GENERAL FUND  
12 CITY MANAGER  
10 INTERNAL AUDIT

PERFORMANCE MEASURES

	ACTUAL 09-10	ACTUAL 10-11	ESTIMATED 11-12	PROPOSED 12-13
<b>Workload Measures</b>				
<i>Inputs</i>				
Number of full-time equivalent employees (FTE)	3	3	3	3
<i>Outputs</i>				
Unannounced Audits (i.e. Collections, Cash Funds & Inventory) Conducted	369	383	377	372
Compliance Audits (i.e. Cash Receipts, Payroll, Purchasing, Grants, Ordinance, Travel, etc) Conducted	10	15	24	20
Special Assignment Audits	2	6	6	4
Letter to Management Follow-Up Audits	City: 2 Mgmt Pts Noted	City: 2 Mgmt Pts Noted; LEA: 9 Mgmt Pts Noted	City: 12 Mgmt Pts Noted; LEA: 3 Mgmt Pts Noted	Dependent on Results of External Auditor's Letter to Mgmt.
<b>Efficiency Measures</b>				
Avg. Number of Audits Conducted per Auditor Assigned				
Unannounced Audits	184	191	188	186
Compliance Audits	3	7	12	10
Special Assignment Audits	2	6	6	4
Letter to Management Follow-Up Audits	City: 2 Mgmt Pts Noted	City: 2 Mgmt Pts Noted; LEA: 9 Mgmt Pts Noted	City: 12 Mgmt Pts Noted; LEA: 3 Mgmt Pts Noted	Dependent on Results of External Auditor's Letter to Mgmt.
<b>Effectiveness Measures</b>				
Average Reconciliation Rate of Receipts to Collections				
Surprise Cash Audits	99%	100%	100%	100%
Surprise Petty Cash Audits	99%	99%	100%	99%
Average Compliance Rate				
Petty Cash Policy Audits	98%	97%	99%	98%
Cash Receipts Audits	99%	97%	97%	98%
Payroll Audits	98%	97%	98%	98%
Purchasing Audits	---	100%	98%	99%
Travel Policy Audits	---	100%	99%	99%

FUND NUMBER  
DEPARTMENT NUMBER  
DIVISION NUMBER

101 GENERAL FUND  
12 CITY MANAGER  
30 PUBLIC INFORMATION OFFICE

**MISSION**

Keep the citizens of Laredo and media entities accurately, timely and properly informed on City issues, projects and services. Work with all media entities, including local, Nuevo Laredo media, regional/state of Texas and even, national and international media to help project an accurate picture of Laredo; especially, as it relates to the image and/or issues of national security offered by the City of Laredo. Maintain the integrity of the Public Information Office and respond to media questions and requests for interviews accurately, fairly and timely.

**OBJECTIVES & PLANNED ACCOMPLISHMENTS**

- Continue using the local media for maximum dissemination of information on the City of Laredo to the citizens.
- Aggressively pitch stories of local, regional or national importance to the media that positively reflects the City of Laredo in its geographic, historical, cultural or economic expertise.
- Work to continue developing regular outlets, such as print publications, and electronic messages on PAC, that inform customers, rate payers and taxpayers of the City of Laredo projects and services.
- Implement new measures of maintaining relations and regular communications with local media, by making City officials available for comment on a regular basis through monthly or quarterly roundtable discussions with local media partners.
- Work with all department directors to promote services and events.
- Work with Mayor and City Council to promote the City of Laredo issues and news throughout the region, state and country.
- Maintain and improve external customer relationships with all media entities locally, regionally, state and nationwide by reading and following up on stories aired and published, and continually pitching new story ideas.
- Maintain and improve internal customer relationships for the purposes of receiving information from the respective departments in a timely manner.
- Develop appropriate publicity outlets that maximize and promote City of Laredo resources.

**EXPENDITURES**

	<b>ACTUAL 09-10</b>	<b>ACTUAL 10-11</b>	<b>AMENDED 11-12</b>	<b>ESTIMATED 11-12</b>	<b>PROPOSED 12-13</b>
Personnel Services	77,128	83,045	150,906	92,645	80,046
Materials & Supplies	388	169	541	457	799
Contractual Services	15,137	3,042	15,029	2,549	14,793
<b>Total</b>	<b>92,653</b>	<b>86,256</b>	<b>166,476</b>	<b>95,651</b>	<b>95,638</b>

**PERSONNEL POSITION LISTING**

<b>DEPT</b>	<b>DIV</b>	<b>AUTH #</b>	<b>POSITION NO.</b>	<b>GRADE</b>	<b>POSITION TITLE</b>	<b>12-13 PROPOSED ANNUAL RATE</b>
12	30	26	20014	R32	ADMINISTRATIVE ASSISTANT I	49,192
12	30	1	30001	R37	PUBLIC INFO. OFFICER-C.M. ONLY(Unfunded)	-
<b>TOTAL COUNT</b>			<b>2</b>		<b>TOTAL SALARIES</b>	<b>49,192</b>

FUND NUMBER  
 DEPARTMENT NUMBER  
 DIVISION NUMBER

101 GENERAL FUND  
 12 CITY MANAGER  
 30 PUBLIC INFORMATION OFFICE

PERFORMANCE MEASURES

	ACTUAL 09-10	ACTUAL 10-11	ESTIMATED 11-12	PROPOSED 12-13
<b>Workload Measures</b>				
<i>Inputs</i>				
Number of media inquiries referred and resolved	20/week	20/week	20/week	20/week
Information requests for documentation	1	1	As Applicable	As Applicable
<i>Outputs</i>				
Number of press releases distributed	8/week	8/week	10/week	10/week
Number of promotional literature completed (quarterly magazine)	1	1-State of the City Address	1-U.S. Conference of Mayors 1-Texas Municipal League magazine 1-Webinar presentation	As Opportunities Become Available
Other promotional material/output	Joint production with PAC on PSA's, videos and other projects related to Web and all media; some media tours, press conferences and marketing plans, INCLUDING: developing, coordinating and promoting special projects for the Mayor, Council Members and Departments.	Joint production with PAC on PSA's, videos and other projects related to Web and all media; some media tours, press conferences and marketing plans, INCLUDING: developing, coordinating and promoting special projects for the Mayor, Council Members and Departments.	Joint production with PAC on PSA's, videos and other projects related to Web and all media; some media tours, press conferences and marketing plans, INCLUDING: developing, coordinating and promoting special projects for the Mayor, Council Members and Departments. Utilizing SOCIAL MEDIA to maintain continuous media awareness of City of Laredo projects, programs and services. Develop media tours for programs. Assist in writing official correspondence for Mayor, as well as, assist in writing some official correspondence for City Management or other Departments.	Joint production with PAC on PSA's, videos and other projects related to Web and all media; some media tours, press conferences and marketing plans, INCLUDING: developing, coordinating and promoting special projects for the Mayor, Council Members and Departments. Utilizing SOCIAL MEDIA to maintain continuous media awareness of City of Laredo projects, programs and services. Develop media tours for programs. Assist in writing official correspondence for Mayor, as well as, assist in writing some official correspondence for City Management or other Departments.

FUND NUMBER	101 GENERAL FUND
DEPARTMENT NUMBER	12 CITY MANAGER
DIVISION NUMBER	30 PUBLIC INFORMATION OFFICE

PERFORMANCE MEASURES – CONTINUED

	ACTUAL 09-10	ACTUAL 10-11	ESTIMATED 11-12	PROPOSED 12-13
<b>Effectiveness Measures</b>				
% of information responses/documents responses	Exceed 90%	Exceed 90%	Exceed 90%	Exceed 90%
% of media advisories resulting in interviews	Exceed 90%	Exceed 90%	Exceed 90%	Exceed 90%

FUND NUMBER	101 GENERAL FUND
DEPARTMENT NUMBER	12 CITY MANAGER
DIVISION NUMBER	50 CITY HALL MAINTENANCE

**MISSION**

To maintain City Hall, including sidewalks, gardens and parking areas in the safest and most presentable manner for the public and those who use this facility.

**OBJECTIVES & PLANNED ACCOMPLISHMENTS**

- To continue to provide a high level of customer service for all customers and visitors to the building;
- To maintain the building in good functional order by providing a high level of maintenance and adherence to safety standards;
- To monitor the parking areas and ensure availability for all customers and visitors conducting business with the City.

**EXPENDITURES**

	ACTUAL 09-10	ACTUAL 10-11	AMENDED 11-12	ESTIMATED 11-12	PROPOSED 12-13
Personnel Services	169,074	175,908	185,853	185,167	193,817
Materials & Supplies	33,748	31,162	42,187	40,417	37,290
Contractual Services	219,911	245,794	319,830	282,229	261,057
<b>Total</b>	<b>422,733</b>	<b>452,864</b>	<b>547,870</b>	<b>507,813</b>	<b>492,164</b>

**PERSONNEL POSITION LISTING**

DEPT	DIV	AUTH #	POSITION NO.	GRADE	POSITION TITLE	12-13 PROPOSED ANNUAL RATE
12	50	57	80288	R23	CUSTODIAN	23,296
12	50	58	80288	R23	CUSTODIAN	19,323
12	50	70	80288	R23	CUSTODIAN	21,341
12	50	148	80288	R23	CUSTODIAN	19,323
12	50	5	70195	R32	BLDG. MAINTENANCE SUPERVISOR	35,526
<b>TOTAL COUNT</b>			<b>5</b>		<b>TOTAL SALARIES</b>	<b>118,810</b>

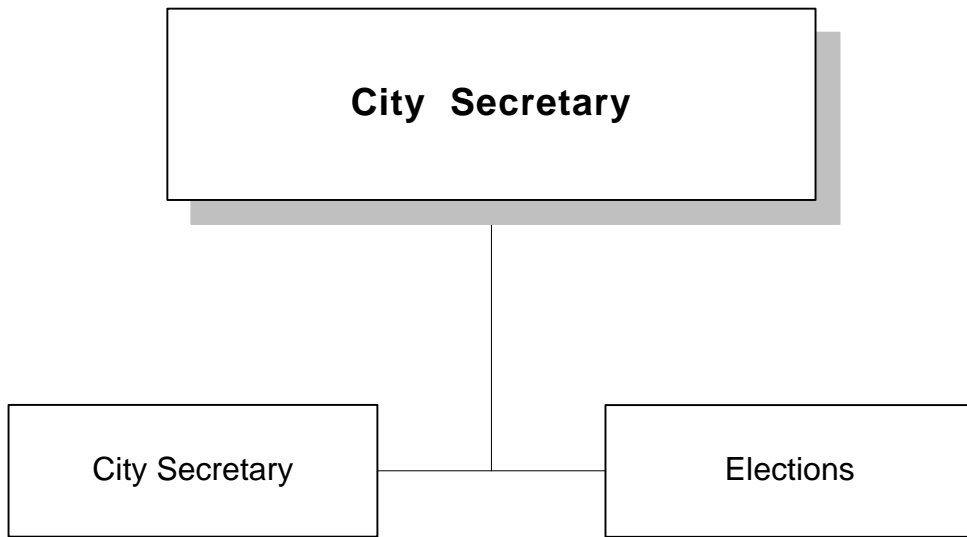
FUND NUMBER  
 DEPARTMENT NUMBER  
 DIVISION NUMBER

101 GENERAL FUND  
 12 CITY MANAGER  
 50 CITY HALL MAINTENANCE

PERFORMANCE MEASURES

	ACTUAL 09-10	ACTUAL 10-11	ESTIMATED 11-12	PROPOSED 12-13
<b>Workload Measures</b>				
<i>Inputs</i>				
Number of full-time equivalent employees (FTE)	5	5	5	5
Total budget	\$422,733	\$452,864	\$507,813	\$492,164
<i>Outputs</i>				
Number of square feet area maintained	88,000	88,000	88,000	88,000
<b>Efficiency Measures</b>				
Number of square feet of area maintained per FTE	17,600	17,600	17,600	17,600
Cost per square foot	\$4.80	\$5.15	\$5.77	\$5.59





**CITY OF LAREDO, TEXAS  
GENERAL FUND SUMMARY  
EXPENDITURES  
FY 2012-2013**

<b>EXPENDITURES</b>	<b>ACTUAL FY 09-10</b>	<b>ACTUAL FY 10-11</b>	<b>ORIGINAL BUDGET FY 11-12</b>	<b>AMENDED BUDGET FY 11-12</b>	<b>TOTAL ESTIMATE FY 11-12</b>	<b>PROPOSED BUDGET FY 12-13</b>
<b>City Secretary's Office</b>						
City Secretary						
Personnel Services	334,491	320,573	335,599	335,599	329,034	356,499
Materials and Supplies	10,965	16,813	13,019	13,609	12,394	13,019
Contractual Services	85,668	88,716	74,494	80,780	80,913	75,413
Subtotal City Secretary	431,124	426,102	423,112	429,988	422,341	444,931
Elections						
Personnel Services	-	-	1,273	1,273	-	1,280
Contractual Services	43,968	274,221	43,967	43,967	43,967	139,014
Subtotal Elections	43,968	274,221	45,240	45,240	43,967	140,294
Total City Secretary's Office	475,092	700,323	468,352	475,228	466,308	585,225

**City of Laredo, Texas  
City Secretary  
Major Fund Changes  
FY2012 - 2013**

**EXPENDITURES**

Personnel (due to new employees hired at above entry level rates, reclassifications, changes to benefits, etc.)	\$ 20,907
Election Services	95,047
Inet Charges	<u>919</u>
<b>Total Net Change from FY2012 to FY2013</b>	<b><u><u>116,873</u></u></b>

FUND NUMBER	101 GENERAL FUND
DEPARTMENT NUMBER	17 CITY SECRETARY
DIVISION NUMBER	00 CITY SECRETARY

**MISSION**

Engross and enroll all laws, ordinances and resolutions of the City Council; provide administrative support to the City Council; administer city elections; provide records retention and destruction advisory services to all city departments; provide support for sister cities relations and events.

**OBJECTIVES & PLANNED ACCOMPLISHMENTS**

- Continue to implement and upgrade computerization of minutes, resolutions, and ordinances.
- Provide document imaging storage and retrieval to all city departments and the public through Internet access.
- To ensure that the City Secretary’s Office makes available all city ordinances, resolutions, and City Council minutes to the public, as well as to city staff, promptly upon request.

**EXPENDITURES**

	ACTUAL 09-10	ACTUAL 10-11	AMENDED 11-12	ESTIMATED 11-12	PROPOSED 12-13
Personnel Services	334,490	320,573	335,599	329,034	356,499
Materials & Supplies	10,967	16,812	13,609	12,394	13,019
Contractual Services	85,668	88,715	80,780	80,913	75,413
Other Charges	-				
<b>Total</b>	431,125	426,100	429,988	422,341	444,931

**PERSONNEL POSITION LISTING**

DEPT	DIV	AUTH #	POSITION NO.	GRADE	POSITION TITLE	12-13 PROPOSED ANNUAL RATE
17	00	1	20022	R29	DEPUTY CITY SECRETARY III	34,590
17	00	1	20023	R31	DEPUTY CITY SECRETARY IV	27,643
17	00	2	20023	R31	DEPUTY CITY SECRETARY IV	31,221
17	00	8	40264	R33	MICRO COMPUTER SPECIALIST	51,542
17	00	2	10244	R43	CITY SECRETARY	105,041
<b>TOTAL COUNT</b>			<b>5</b>		<b>TOTAL SALARIES</b>	<b>250,038</b>

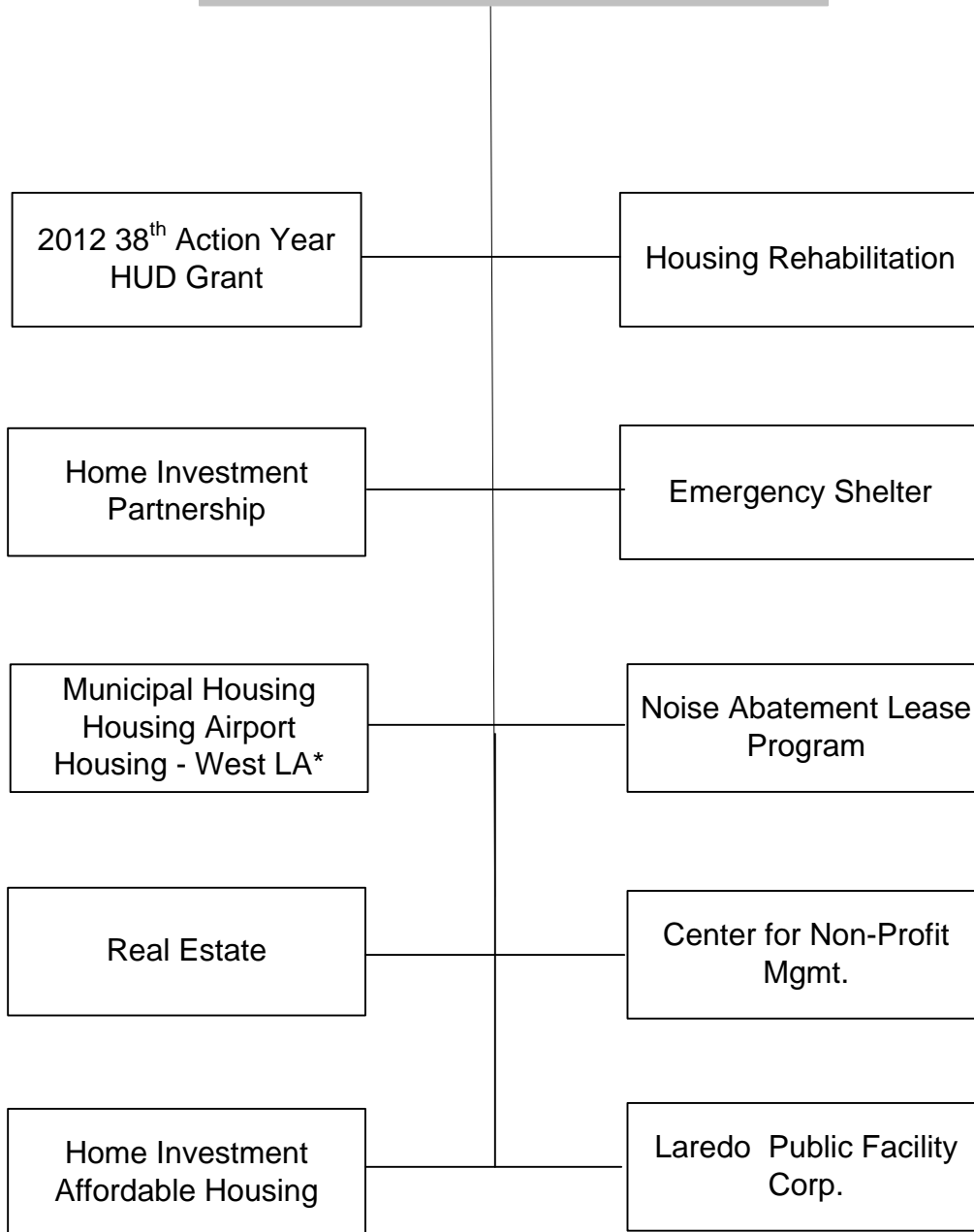
FUND NUMBER  
DEPARTMENT NUMBER  
DIVISION NUMBER

101 GENERAL FUND  
17 CITY SECRETARY  
00 CITY SECRETARY

PERFORMANCE MEASURES

	ACTUAL 09-10	ACTUAL 10-11	ESTIMATED 11-12	PROPOSED 12-13
<b>Workload Measures</b>				
<i>Inputs</i>				
Number of full-time equivalent employees (FTE)	5	5	5	5
<i>Outputs</i>				
Number of pages of minutes produced	627	1,088	1,500	1,750
Number of beer/wine licenses issued	150	35	50	60
Number of pages/documents scanned for storage	30,000	30,000	30,000	40,000
Number of newspaper notices published	102	60	80	80
<b>Efficiency Measures</b>				
Number of beer/wine licenses issued per FTE	30	7	10	12
Number of pages of minutes produced per FTE	125	217	300	300
Number of pages/documents scanned per FTE	6,000	6,000	6,000	6,000
Number of newspaper notices published per FTE	20	12	16	16
<b>Effectiveness Measures</b>				
% of laws engrossed and enrolled within one week	90	90	95	95

# Community Development



**CITY OF LAREDO, TEXAS  
COMMUNITY DEVELOPMENT  
OPERATING FUND  
FY 2012 - 2013**

	<u>ORIGINAL BUDGET FY 11-12</u>	<u>AMENDED BUDGET FY 11-12</u>	<u>ACTUAL FY 10-11</u>	<u>TOTAL ESTIMATE FY 11-12</u>	<u>PROPOSED BUDGET FY 12-13</u>	<u>TOTAL PROJECT BUDGET FY 12-13</u>
<b>OPENING BALANCE</b>	<b>\$0</b>	<b>\$0</b>	<b>\$0</b>	<b>\$0</b>	<b>\$0</b>	<b>\$0</b>
<b>REVENUES</b>						
Intergovernmental Revenue	39,336,775	35,240,018	31,690,066	3,549,952	3,347,669	38,587,687
Reimburse and Miscellaneous	932,020	794,396	859,106	(64,710)	98,540	892,936
Other Financing Sources	144,462	144,462	133,713	10,749	0	144,462
<b>TOTAL REVENUES</b>	<b>40,413,257</b>	<b>36,178,876</b>	<b>32,682,885</b>	<b>3,495,991</b>	<b>3,446,209</b>	<b>39,625,085</b>
<b>TOTAL AVAILABLE</b>	<b>40,413,257</b>	<b>36,178,876</b>	<b>32,682,885</b>	<b>3,495,991</b>	<b>3,446,209</b>	<b>39,625,085</b>
<b>EXPENDITURES</b>						
38TH ACTN YEAR/2012 GRANT	0	0	0	0	3,446,209	3,446,209
28TH ACTN YEAR/2002 GRANT	4,373,920	4,373,920	4,308,679	65,241	0	4,373,920
29TH ACTN YEAR/2003 GRANT	4,071,867	4,041,867	4,020,255	21,612	0	4,041,867
30TH ACTION YEAR	4,799,113	4,799,113	4,776,516	22,597	0	4,799,113
31ST ACTION YEAR	4,234,381	0	4,234,381	(4,234,381)	0	0
32ND ACTION 2006 GRANT	3,524,697	3,524,697	3,482,737	41,960	0	3,524,697
33RD ACTN YEAR/2007 GRANT	3,598,845	3,598,405	3,454,936	143,469	0	3,598,405
34TH ACTN YEAR/2008 GRANT	4,231,550	4,223,891	4,092,758	131,133	0	4,223,891
35TH ACTN YEAR/2009 GRANT	3,483,353	3,483,103	2,508,397	974,706	0	3,483,103
36TH ACTN YEAR/2010 GRANT	4,708,896	4,058,808	1,804,226	2,254,582	0	4,058,808
37TH ACTN YEAR/2011 GRANT	3,386,635	4,075,072	0	4,075,072	0	4,075,072
<b>TOTAL EXPENDITURES</b>	<b>40,413,257</b>	<b>36,178,876</b>	<b>32,682,885</b>	<b>3,495,991</b>	<b>3,446,209</b>	<b>39,625,085</b>
<b>CLOSING BALANCE</b>	<b>\$0</b>	<b>\$0</b>	<b>\$0</b>	<b>\$0</b>	<b>\$0</b>	<b>\$0</b>

CITY OF LAREDO  
 DEPARTMENT REQUESTS  
 COMMUNITY DEVELOPMENT  
 FY 2012-2013

CAPITAL OUTLAY REQUESTS

Division	Description	Amount	Approved Yes/ No
Non CDBG Code Enf.	Automotive Replace 2000 unit w/ Full Size, Reg. Cab, Short Bed Truck	\$ 17,500	Yes
	Total	\$ 17,500	



FUND NUMBER  
DEPARTMENT NUMBER  
DIVISION NUMBER

211 COMMUNITY DEVELOPMENT  
81 38TH ACTION YEAR  
10 ADMINISTRATION

**MISSION**

To provide a better quality of life for the citizens, particularly persons of low to moderate income, by creating housing and economic opportunities, facilitating public improvements and promoting a clean, healthy and safe environment.

**OBJECTIVES & PLANNED ACCOMPLISHMENTS**

- Establish decent and affordable housing for persons of very low to moderate income.
- Improve quality of life for low to moderate income persons.
- Enhance community services for residents.
- Provide assistance in declining neighborhoods.
- Plan, implement and administer infrastructure projects in areas of low income as funded by HUD.
- Implement housing rehabilitation and construction programs which provide safe, decent and affordable housing for individuals of low income.
- Seek, identify and apply for federal, state and/or local funding to provide much needed infrastructure improvements and services.
- Enforce City Codes of Ordinances pertaining to weeds, junk vehicles and nuisance.
- Promote customer service.
- Monitor applicable federal, state and local funded projects to ensure compliance with program rules and regulations.
- Assist with direct or indirect job creation.
- Maintain percentage of programs with zero audit findings at 100%.

**EXPENDITURES**

	AMENDED 11-12	INCEPTION TO 09/30/11	ESTIMATED 11-12	PROPOSED 12-13	TOTAL PROJECT 12-13
Personnel Services	3,807,347	3,821,214	(13,867)	461,414	4,268,761
Materials & Supplies	98,286	99,565	(1,279)	10,507	108,793
Contractual Services	1,443,899	1,372,736	71,163	188,586	1,632,485
Other Charges	67,426	72,102	(4,676)	1,519,146	1,586,572
Capital Outlay	26,753	16,840	9,913	-	26,753
<b>Total</b>	<b>5,443,711</b>	<b>5,382,457</b>	<b>61,254</b>	<b>2,179,653</b>	<b>7,623,364</b>

**PERSONNEL POSITION LISTING**

DEPT	DIV	AUTH #	POSITION NO.	GRADE	POSITION TITLE	12-13 PROPOSED ANNUAL RATE
81	10	131	80288	R23	CUSTODIAN	11,305
81	10	167	20251	R25	CLERK II	18,949
81	10	30	20015	R35	ADMINISTRATIVE ASSISTANT II	35,173
81	10	37	20015	R35	ADMINISTRATIVE ASSISTANT II	39,562
81	10	15	10760	R37	HOUSING REHAB MANAGER (50%)	20,509
81	10	40	30061	R38	COMPLIANCE OFFICER (80%)	40,169
81	10	1	10040	R41	PROGRAMS ADMINISTRATOR	75,670
81	10	19	10258	R43	COMMUNITY DEVELOPMENT DIRECTOR	75,420
81	10	168	20014	R32	ADMINISTRATIVE ASSISTANT I (unfunded)	-
<b>TOTAL COUNT</b>			<b>9</b>		<b>TOTAL SALARIES</b>	<b>316,756</b>

FUND NUMBER	211 COMMUNITY DEVELOPMENT
DEPARTMENT NUMBER	81 38TH ACTION YEAR
DIVISION NUMBER	20 HOUSING REHABILITATION

**MISSION**

The goal of the Housing Rehabilitation Program is to upgrade the City’s housing stock through rehabilitation of low income owner-occupant housing.

**OBJECTIVES & PLANNED ACCOMPLISHMENTS**

- Eliminate housing conditions that are detrimental to health, safety and public welfare through rehabilitation assistance.
- Engage in activities that will conserve and expand the City’s housing stock in order to provide a decent home and suitable living environment for low and moderate income homeowners.
- Increase property values and raise self-esteem
- Provide owner-occupants of substandard housing with up to \$35,000 at 0% interest to address all building code deficiencies.
- Provide low income owner-occupants with Livability Grants of up to \$8,000 to address hazards relating to electrical, plumbing, sewer connections to eliminate pit privies, and roofing systems.
- Provide owner-occupants of damaged housing due to fire or dilapidated beyond repair 0% interest reconstruction loans in an amount determined on a case-by-case basis.
- Maintain all rehabilitation project completions on a timely schedule.
- Address dwellings that test positive for lead-based paint.

**EXPENDITURES**

	AMENDED 11-12	INCEPTION TO 09/30/11	ESTIMATED 11-12	PROPOSED 12-13	TOTAL PROJECT 12-13
Personnel Services	1,579,863	1,534,267	45,596	241,239	1,821,102
Materials & Supplies	73,624	48,853	24,771	5,760	79,384
Contractual Services	3,617,419	3,220,414	397,005	470,521	4,087,940
Other Charges	5	5	-	-	5
Capital Outlay	52,049	52,049	-	-	52,049
Transfers Out	-	3,460	(3,460)	-	-
<b>Total</b>	5,322,960	4,859,048	463,912	717,520	6,040,480

**PERSONNEL POSITION LISTING**

DEPT	DIV	AUTH #	POSITION NO.	GRADE	POSITION TITLE	12-13 PROPOSED ANNUAL RATE
81	20	14	40763	R28	HOUSING ELIGIBILITY TECHNICIAN	35,714
81	20	16	40366	R29	DRAFTING TECHNICIAN	25,854
81	20	48	40761	R32	HOUSING REHAB INSPECTOR (90%)	46,894
81	20	49	40761	R32	HOUSING REHAB INSPECTOR	34,902
81	20	15	10760	R37	HOUSING REHAB MANAGER (50%)	20,509
<b>TOTAL COUNT</b>			<b>5</b>		<b>TOTAL SALARIES</b>	<b>163,873</b>

FUND NUMBER  
DEPARTMENT NUMBER  
DIVISION NUMBER

211 COMMUNITY DEVELOPMENT  
81 38TH ACTION YEAR  
20 HOUSING REHABILITATION

PERFORMANCE MEASURES

	ACTUAL 09-10	ACTUAL 10-11	ESTIMATED 11-12	PROPOSED 12-13
<b>Workload Measures</b>				
<i>Inputs</i>				
Number of Full-Time Equivalent (FTE)-Rehab Inspectors	1.5	1.5	1.5	1.5
Number of Full-Time Equivalent (FTE)-Drafting Technician	1	1	1	1
Number of Full-Time Equivalent (FTE)-Administrative Staff	1.5	1.5	1.5	1.5
<i>Outputs</i>				
Number of inquiries taken	237	119	148	150
Number of qualified applicants processed	38	61	63	63
Number of preliminary inspections completed	85	61	63	63
Number of Reconstruction projects completed	2	0	1	1
Number of Housing Rehabilitations completed	2	0	5	3
Number of Livability Grants	34	35	44	44
Housing Rehab plans completed	4	5	5	3
Miscellaneous plans completed	34	42	59	60
<i>Efficiency Measures</i>				
Number of rehabilitation projects completed per FTE	10	9	12	12
<b>Effectiveness Measures</b>				
% of rehabilitation projects completed as scheduled	100%	100%	100%	100%

FUND NUMBER	211 COMMUNITY DEVELOPMENT
DEPARTMENT NUMBER	81 38 ACTION YEAR
DIVISION NUMBER	30 CODE ENFORCEMENT

**MISSION**

Enhance neighborhoods and the public’s health, safety and welfare through enforcement of City Code of Ordinances.

**OBJECTIVES & PLANNED ACCOMPLISHMENTS**

- Ensure citizens live in a clean, healthy and safe environment.
- Prevent and eliminate slum and blighting influences and hazardous conditions.
- Eliminate rubbish, junk vehicles and nuisance on properties.
- Promote cleanliness campaigns.
- Educate the public on property maintenance codes.
- Conduct property inspections.
- Respond to complaints to ensure compliance with City Code of Ordinances.
- Educate the public regarding existing City Ordinances and the need to maintain a clean and healthy environment.
- Maintain the percentage of cases closed at 95%.
- Maintain the average number of days to close a case at 20 days.

**EXPENDITURES**

	AMENDED 11-12	INCEPTION TO 09/30/11	ESTIMATED 11-12	PROPOSED 12-13	TOTAL PROJECT 12-13
Personnel Services	2,818,308	2,739,129	79,179	406,269	3,224,577
Materials & Supplies	199,296	180,285	19,011	41,791	241,087
Contractual Services	385,434	339,057	46,377	57,999	443,433
Capital Outlay	89,615	69,386	20,229	-	89,615
Transfers Out	-	10,610	(10,610)	-	-
<b>Total</b>	3,492,653	3,338,467	154,186	506,059	3,998,712

**PERSONNEL POSITION LISTING**

DEPT	DIV	AUTH #	POSITION NO.	GRADE	POSITION TITLE	12-13 PROPOSED ANNUAL RATE
81	30	168	20251	R25	CLERK II	24,398
81	30	58	40201	R31	PROPERTY CODES ENFORCE INSP II	26,832
81	30	59	40201	R31	PROPERTY CODES ENFORCE INSP II	40,331
81	30	60	40201	R31	PROPERTY CODES ENFORCE INSP II	51,563
81	30	61	40201	R31	PROPERTY CODES ENFORCE INSP II	34,195
81	30	62	40201	R31	PROPERTY CODES ENFORCE INSP II	30,722
81	30	15	40202	R34	PROPERTY CODES ENFORCE SUPVR	69,792
<b>TOTAL COUNT</b>			<b>7</b>		<b>TOTAL SALARIES</b>	<b>277,833</b>

FUND NUMBER  
DEPARTMENT NUMBER  
DIVISION NUMBER

211 COMMUNITY DEVELOPMENT  
81 38 ACTION YEAR  
30 CODE ENFORCEMENT

PERFORMANCE MEASURES

	ACTUAL 09-10	ACTUAL 10-11	ESTIMATED 11-12	PROPOSED 12-13
<b>Workload Measures</b>				
<b>Inputs</b>				
Number of full-time equivalent employees (FTE) – inspections and cases	6.95	6.95	6.95	6.95
Number of dirty lots (high weeds & nuisance)	13,475	14,101	13,205	13,500
Number of illegal dumping cases	235	288	243	250
Number of junk vehicles identified	2,543	2,776	2,343	2,500
Total tons of unwanted accumulation	680	702	625	650
Number of public awareness presentations	16	16	16	16
Number of Operation Clean-up Campaign	12	12	12	12
<b>Outputs</b>				
Number of requests for service/case	26,950	27,059	25,602	26,000
Number of inspections conducted	52,686	53,846	50,908	52,000
Number of cases that complied voluntarily	26,988	26,543	25,002	25,480
Number of cases closed	27,607	27,001	25,433	26,000
<b>Efficiency Measures</b>				
Number of cases per FTE – inspectors	3,855	3,870	3,684	3,741
Number of inspections per FTE – inspections	7,710	7,740	7,324	7,482
<b>Effectiveness Measures</b>				
% of inspections that complied voluntarily	97	97	97	97
% of cases closed	97	97	97	97
Average number of days to close a case	20	20	20	20

FUND NUMBER	211 COMMUNITY DEVELOPMENT
DEPARTMENT NUMBER	81 38TH ACTION
YEARISION NUMBER	31 GRAFFITI REMOVAL

**MISSION**

Eliminate the defacement of public structures as a result of the use of spray paint and other liquid solutions.

**OBJECTIVES & PLANNED ACCOMPLISHMENTS**

- Eliminate slum and blight from City properties and structures within designated low and moderate income areas.
- Eliminate graffiti from City-owned walls, bridges, roads, buildings, fences, gates and public structures.
- Increase public awareness to reduce graffiti.

**EXPENDITURES**

	AMENDED 11-12	INCEPTION TO 09/30/11	ESTIMATED 11-12	PROPOSED 12-13	TOTAL PROJECT 12-13
Personnel Services	251,092	250,559	533	31,325	282,417
Materials & Supplies	65,562	63,651	1,911	9,358	74,920
Contractual Services	3,918	2,687	1,231	2,294	6,212
Capital Outlay	19,223	38,893	(19,670)	-	19,223
Transfers Out	-	865	(865)	-	-
<b>Total</b>	339,795	356,655	(16,860)	42,977	382,772

**PERSONNEL POSITION LISTING**

DEPT	DIV	AUT H #	POSITIO N NO.	GRADE	POSITION TITLE	12-13 PROPOSED ANNUAL RATE
81	31	6	80187	R25	MAINTENANCE WORKER	19,885
<b>TOTAL COUNT</b>			<b>1</b>		<b>TOTAL SALARIES</b>	<b>19,885</b>

FUND NUMBER  
DEPARTMENT NUMBER  
DIVISION NUMBER

211 COMMUNITY DEVELOPMENT  
81 38TH ACTION YEAR  
31 GRAFFITI REMOVAL

PERFORMANCE MEASURES

	ACTUAL 09-10	ACTUAL 10-11	ESTIMATED 11-12	PROPOSED 12-13
<b>Workload Measures</b>				
<i>Inputs</i>				
Number of full-time equivalent employees (FTE)	1	1	1	1
Gallons of chemicals used for graffiti removal	850	825	850	875
Gallons of paints used for graffiti	1,010	945	1,025	1,000
<i>Outputs</i>				
Number of walls cleaned	225	307	325	330
Number of easements cleaned	33	49	60	70
Number of sidewalks cleaned	47	32	30	30
Number of Overpasses Cleaned	149	170	200	225
Number of parks cleaned	77	71	65	70
<b>Effectives Measures</b>				
Percent of graffiti removal projects completed	100%	100%	100%	100%

**CITY OF LAREDO, TEXAS  
HOUSING REHABILITATION  
OPERATING FUND  
FY 2012 - 2013**

	<u>ACTUAL FY 09-10</u>	<u>ACTUAL FY 10-11</u>	<u>ORIGINAL BUDGET FY 11-12</u>	<u>AMENDED BUDGET FY 11-12</u>	<u>TOTAL ESTIMATE FY 11-12</u>	<u>PROPOSED BUDGET FY 12-13</u>
<b>OPENING BALANCE</b>	\$42,121	\$18,543	\$17,365	\$25,362	\$25,362	\$34,471
<b>REVENUES</b>						
Reimburse and Miscellaneous	74,096	74,690	70,000	70,000	70,000	60,000
<b>TOTAL REVENUES</b>	<b>74,096</b>	<b>74,690</b>	<b>70,000</b>	<b>70,000</b>	<b>70,000</b>	<b>60,000</b>
<b>TOTAL AVAILABLE</b>	<b>116,217</b>	<b>93,233</b>	<b>87,365</b>	<b>95,362</b>	<b>95,362</b>	<b>94,471</b>
<b>EXPENDITURES</b>						
<b>ADMINISTRATION</b>						
Personnel Services	33,059	29,125	39,114	39,114	30,450	41,182
Contractual Services	499	1,146	943	943	943	1,668
Other Charges	1	0	0	0	0	0
<b>TOTAL ADMINISTRATION</b>	<b>33,559</b>	<b>30,271</b>	<b>40,057</b>	<b>40,057</b>	<b>31,393</b>	<b>42,850</b>
<b>REHAB LOANS</b>						
Contractual Services	64,114	37,600	29,498	29,498	29,498	17,150
<b>TOTAL REHAB LOANS</b>	<b>64,114</b>	<b>37,600</b>	<b>29,498</b>	<b>29,498</b>	<b>29,498</b>	<b>17,150</b>
<b>TOTAL EXPENDITURES</b>	<b>97,673</b>	<b>67,871</b>	<b>69,555</b>	<b>69,555</b>	<b>60,891</b>	<b>60,000</b>
<b>CLOSING BALANCE</b>	<b>\$18,543</b>	<b>\$25,362</b>	<b>\$17,810</b>	<b>\$25,807</b>	<b>\$34,471</b>	<b>\$34,471</b>



**CITY OF LAREDO, TEXAS  
HOME INVESTMENT AFFORDABLE HOUSING  
OPERATING GRANTS FUND  
FY 2012 - 2013**

	<u>ORIGINAL BUDGET FY 11-12</u>	<u>AMENDED BUDGET FY 11-12</u>	<u>ACTUAL FY 10-11</u>	<u>TOTAL ESTIMATE FY 11-12</u>	<u>PROPOSED BUDGET FY 12-13</u>	<u>TOTAL PROJECT BUDGET FY 12-13</u>
<b>OPENING BALANCE</b>	<b>\$0</b>	<b>\$0</b>	<b>\$0</b>	<b>\$1,172,917</b>	<b>\$0</b>	<b>\$0</b>
<b>REVENUES</b>						
Intergovernmental Revenue	0	0	0	0	519,663	519,663
Rents, Royalties and Interest	0	0	707	(707)	2,457	2,457
Reimburse and Miscellaneous	0	1,251,455	1,251,455	0	0	1,251,455
<b>TOTAL REVENUES</b>	<b>0</b>	<b>1,251,455</b>	<b>1,252,161</b>	<b>(706)</b>	<b>522,120</b>	<b>1,773,575</b>
<b>TOTAL AVAILABLE</b>	<b>0</b>	<b>1,251,455</b>	<b>1,252,161</b>	<b>1,172,210</b>	<b>522,120</b>	<b>1,773,575</b>
<b>EXPENDITURES</b>						
<b>92 HOME GRANT</b>						
Capital Outlay	0	1,200,000	0	1,200,000	0	1,200,000
<b>TOTAL 92 HOME GRANT</b>	<b>0</b>	<b>1,200,000</b>	<b>0</b>	<b>1,200,000</b>	<b>0</b>	<b>1,200,000</b>
<b>PROGRAM INCOME</b>						
Contractual Services	0	0	69	(69)	0	0
Other Charges	0	51,455	6,915	44,540	522,120	573,575
Intergovernmental Transfers	0	0	72,261	(72,261)	0	0
<b>TOTAL PROGRAM INCOME</b>	<b>0</b>	<b>51,455</b>	<b>79,245</b>	<b>(27,790)</b>	<b>522,120</b>	<b>573,575</b>
<b>TOTAL EXPENDITURES</b>	<b>0</b>	<b>1,251,455</b>	<b>79,245</b>	<b>1,172,210</b>	<b>522,120</b>	<b>1,773,575</b>
<b>CLOSING BALANCE</b>	<b>\$0</b>	<b>\$0</b>	<b>\$1,172,917</b>	<b>\$0</b>	<b>\$0</b>	<b>\$0</b>

**CITY OF LAREDO, TEXAS  
HOME INVESTMENT PARTNERSHIP  
OPERATING FUND  
FY 2012 - 2013**

	<u>ORIGINAL BUDGET FY 11-12</u>	<u>AMENDED BUDGET FY 11-12</u>	<u>ACTUAL FY 10-11</u>	<u>TOTAL ESTIMATE FY 11-12</u>	<u>PROPOSED BUDGET FY 12-13</u>	<u>TOTAL PROJECT BUDGET FY 12-13</u>
<b>OPENING BALANCE</b>	<b>\$0</b>	<b>\$0</b>	<b>\$0</b>	<b>\$43,803</b>	<b>\$0</b>	<b>\$0</b>
<b>REVENUES</b>						
Intergovernmental Revenue	5,238,617	4,718,954	2,505,778	2,213,176	879,662	5,598,616
Rents, Royalties and Interest	2,513	2,513	2,583	(70)	70	2,583
Reimburse and Miscellaneous	544,403	544,403	582,500	(38,097)	93,297	637,700
Other Financing Sources	0	519,663	72,261	447,402	0	519,663
<b>TOTAL REVENUES</b>	<b>5,785,533</b>	<b>5,785,533</b>	<b>3,163,122</b>	<b>2,622,411</b>	<b>973,029</b>	<b>6,758,562</b>
<b>TOTAL AVAILABLE</b>	<b>5,785,533</b>	<b>5,785,533</b>	<b>3,163,122</b>	<b>2,666,213</b>	<b>973,029</b>	<b>6,758,562</b>
<b>EXPENDITURES</b>						
<b>PROGRAM INCOME</b>						
Contractual Services	546,916	1,066,579	613,541	453,038	93,367	1,159,946
<b>TOTAL PROGRAM INCOME</b>	<b>546,916</b>	<b>1,066,579</b>	<b>613,541</b>	<b>453,038</b>	<b>93,367</b>	<b>1,159,946</b>
<b>34TH ACTION 2008 GRANT</b>						
Personnel Services	112,734	112,734	112,734	0	0	112,734
Materials and Supplies	462	462	462	0	0	462
Contractual Services	1,135,089	1,135,089	1,128,098	6,991	0	1,135,089
<b>TOTAL 34TH ACTION 2008 GRANT</b>	<b>1,248,285</b>	<b>1,248,285</b>	<b>1,241,294</b>	<b>6,991</b>	<b>0</b>	<b>1,248,285</b>
<b>35TH ACTION 2009 GRANT</b>						
Personnel Services	111,305	111,305	111,305	0	0	111,305
Materials and Supplies	4,581	4,581	4,581	0	0	4,581
Contractual Services	1,273,696	1,273,696	817,312	456,384	0	1,273,696
<b>TOTAL 35TH ACTION 2009 GRANT</b>	<b>1,389,582</b>	<b>1,389,582</b>	<b>933,198</b>	<b>456,384</b>	<b>0</b>	<b>1,389,582</b>

**CITY OF LAREDO, TEXAS  
HOME INVESTMENT PARTNERSHIP  
OPERATING FUND  
FY 2012 - 2013**

	<u>ORIGINAL BUDGET FY 11-12</u>	<u>AMENDED BUDGET FY 11-12</u>	<u>ACTUAL FY 10-11</u>	<u>TOTAL ESTIMATE FY 11-12</u>	<u>PROPOSED BUDGET FY 12-13</u>	<u>TOTAL PROJECT BUDGET FY 12-13</u>
<b>36TH ACTION 2010 GRANT</b>						
Personnel Services	124,811	124,811	89,656	35,155	0	124,811
Materials and Supplies	2,416	2,416	2,386	30	0	2,416
Contractual Services	1,254,569	1,182,308	239,244	943,064	0	1,182,308
<b>TOTAL 36TH ACTION 2010 GRANT</b>	<b>1,381,796</b>	<b>1,309,535</b>	<b>331,287</b>	<b>978,248</b>	<b>0</b>	<b>1,309,535</b>
<b>37TH ACTION 2011 GRANT</b>						
Personnel Services	102,056	102,275	0	102,275	0	102,275
Materials and Supplies	700	700	0	700	0	700
Contractual Services	1,116,198	668,577	0	668,577	0	668,577
<b>TOTAL 37TH ACTION 2011 GRANT</b>	<b>1,218,954</b>	<b>771,552</b>	<b>0</b>	<b>771,552</b>	<b>0</b>	<b>771,552</b>
<b>38TH ACTN YEAR 2012 GRANT</b>						
Personnel Services	0	0	0	0	53,314	53,314
Materials and Supplies	0	0	0	0	1,376	1,376
Contractual Services	0	0	0	0	824,972	824,972
<b>TOTAL 38TH ACTN YEAR 2012 GRANT</b>	<b>0</b>	<b>0</b>	<b>0</b>	<b>0</b>	<b>879,662</b>	<b>879,662</b>
<b>TOTAL EXPENDITURES</b>	<b>5,785,533</b>	<b>5,785,533</b>	<b>3,119,320</b>	<b>2,666,213</b>	<b>973,029</b>	<b>6,758,562</b>
<b>CLOSING BALANCE</b>	<b>\$0</b>	<b>\$0</b>	<b>\$43,803</b>	<b>\$0</b>	<b>\$0</b>	<b>\$0</b>

FUND NUMBER	217 HOME INVESTMENT PARTNERSHIP FUND
DEPARTMENT NUMBER	69 COMMUNITY DEVELOPMENT
DIVISION NUMBER	54 AFFORDABLE HOUSING

**MISSION**

Implement and administer programs which create affordable homeownership and rental housing opportunities for persons of low and moderate income

**OBJECTIVES & PLANNED ACCOMPLISHMENTS**

- Partner with the private sector in facilitating homeownership opportunities by providing down payment assistance to qualifying low income persons
- Make available Tenant-Based Rental Assistance to qualifying elderly residents who fall under the 50% Area Median Family Income
- Continue to work with Community Development Housing Organizations (CHDO's) in developing, owning and/or sponsoring affordable housing made available to both the renter and homeowner households

**EXPENDITURES**

	AMENDED 11-12	INCEPTION TO 09/30/11	ESTIMATED 11-12	PROPOSED 12-13	TOTAL PROJECT 12-13
Personnel Services	451,125	313,697	137,428	53,314	504,439
Materials & Supplies	8,159	7,429	730	1,376	9,535
Contractual Services	5,326,249	2,798,196	2,528,053	918,339	6,244,588
<b>Total</b>	<b>5,785,533</b>	<b>3,119,322</b>	<b>2,666,211</b>	<b>973,029</b>	<b>6,758,562</b>

**PERSONNEL POSITION LISTING**

DEPT	DIV	AUTH #	POSITION NO.	GRADE	POSITION TITLE	12-13 PROPOSED ANNUAL RATE
69	54	31	20014	R32	ADMINISTRATIVE ASSISTANT I	32,011
69	54	48	40761	R32	HOUSING REHAB INSPECTOR (10%)	5,210
69	52	39	20015	R35	ADMINISTRATIVE ASSISTANT II (unfunded)	-
<b>TOTAL COUNT</b>			<b>3</b>		<b>TOTAL SALARIES</b>	<b>37,222</b>

FUND NUMBER

217 HOME INVESTMENT PARTNERSHIP FUND

DEPARTMENT NUMBER

69 COMMUNITY DEVELOPMENT

DIVISION NUMBER

54 AFFORDABLE HOUSING

## PERFORMANCE MEASURES

	ACTUAL 09-10	ACTUAL 10-11	ESTIMATED 11-12	PROPOSED 12-13
<i>Workload Measures</i>				
<b>Inputs</b>				
Number of FTE's	2.5	2.5	2	2
Down Payment Assistance (DPA) loan assistance allocation	661,616	496,347	581,381	339,798
15% CHDO set aside	208,438	207,270	182,844	131,950
TBRA allocation (100 units)	284,879	282,813	340,000	361,332
<b>Outputs</b>				
Number of down payment assistance applications processed	68	6	52	28
<i>Number of families who attended first-time homebuyer counseling</i>	68	6	52	28
Number of elderly residents assisted through TBRA	107	112	101	100
Number of CHDO proposals reviewed	2	1	1	1
Number of CHDO contracts awarded	0	1	1	1
Number of environmental reviews completed	68	6	52	28
Number of re-inspections completed	20	6	52	28
Number of rental unit HQS inspections	107	112	101	100

**CITY OF LAREDO, TEXAS  
EMERGENCY SHELTER GRANT  
OPERATING FUND  
FY 2012 - 2013**

	<u>ORIGINAL BUDGET FY 11-12</u>	<u>AMENDED BUDGET FY 11-12</u>	<u>ACTUAL FY 10-11</u>	<u>TOTAL ESTIMATE FY 11-12</u>	<u>PROPOSED BUDGET FY 12-13</u>	<u>TOTAL PROJECT BUDGET FY 12-13</u>
<b>OPENING BALANCE</b>	<b>\$0</b>	<b>\$0</b>	<b>\$0</b>	<b>\$0</b>	<b>\$0</b>	<b>\$0</b>
<b>REVENUES</b>						
Intergovernmental Revenue	319,100	319,100	426,515	(107,415)	284,955	604,055
<b>TOTAL REVENUES</b>	<b>319,100</b>	<b>319,100</b>	<b>426,515</b>	<b>(107,415)</b>	<b>284,955</b>	<b>604,055</b>
<b>TOTAL AVAILABLE</b>	<b>319,100</b>	<b>319,100</b>	<b>426,515</b>	<b>(107,415)</b>	<b>284,955</b>	<b>604,055</b>
<b>EXPENDITURES</b>						
38TH ACTN YEAR/2012 GRANT	0	0	0	0	284,955	284,955
34TH ACTN YEAR/2008 GRANT	0	0	159,922	(159,922)	0	0
35TH ACTN YEAR/2009 GRANT	0	0	159,838	(159,838)	0	0
36TH ACTN YEAR/2010 GRANT	159,618	159,618	106,755	52,863	0	159,618
37TH ACTN YEAR/2011 GRANT	159,482	159,482	0	159,482	0	159,482
<b>TOTAL EXPENDITURES</b>	<b>319,100</b>	<b>319,100</b>	<b>426,515</b>	<b>(107,415)</b>	<b>284,955</b>	<b>604,055</b>
<b>CLOSING BALANCE</b>	<b>\$0</b>	<b>\$0</b>	<b>\$0</b>	<b>\$0</b>	<b>\$0</b>	<b>\$0</b>

FUND NUMBER	219 EMERGENCY SHELTER
DEPARTMENT NUMBER	81 COMMUNITY DEVELOPMENT
DIVISION NUMBER	52 38 <sup>TH</sup> ACTION YEAR /2012 GRANT

**MISSION**

To provide shelter to individuals and families that have do not have an adequate and/or permanent nighttime residence and to provide homelessness prevention and rapid re-housing services to persons who are on the verge of becoming homeless.

**OBJECTIVES & PLANNED ACCOMPLISHMENTS**

- End chronic homelessness  
Transition homeless families and individuals to permanent housing
- Provide funding to renovate, rehabilitate, or convert buildings for use as emergency shelters or transitional housing for the homeless
- Provide funds for essential services for the homeless at emergency shelters or through street outreach
- Provide operating costs for emergency shelters or transitional housing for the homeless.
- Provide homeless prevention assistance and support services.
- Provide Rapid Re-Housing assistance and support services.

**EXPENDITURES**

	AMENDED 11-12	INCEPTION TO 09/30/11	ESTIMATED 11-12	PROPOSED 12-13	TOTAL PROJECT 12-13
Materials & Supplies	-	-	-	13,886	13,886
Contractual Services	3,310	3,161	149	-	3,310
Capital Outlay	315,790	423,355	(107,565)	271,069	586,859
<b>Total</b>	<b>319,100</b>	<b>426,516</b>	<b>(107,416)</b>	<b>284,955</b>	<b>604,055</b>

**PERSONNEL POSITION LISTING**

DEPT	DIV	AUTH #	POSITION NO.	GRADE	POSITION TITLE	12-13 PROPOSED ANNUAL RATE
81	52	40	30061	R38	COMPLIANCE OFFICER (20%)	10,042
<b>TOTAL COUNT</b>			<b>1</b>		<b>TOTAL SALARIES</b>	<b>10,042</b>

FUND NUMBER  
 DEPARTMENT NUMBER  
 DIVISION NUMBER

219 EMERGENCY SHELTER  
 81 COMMUNITY DEVELOPMENT  
 52 38<sup>TH</sup> ACTION YEAR /2012 GRANT

PERFORMANCE MEASURES

	ACTUAL 09-10	ACTUAL 10-11	ESTIMATED 11-12	PROPOSED 12-13
<b>Workload Measures</b>				
<i>Inputs</i>				
Funds awarded to sub-recipients for Homelessness Prevention- Housing Relocation and stabilization services	33,000	33,000	\$33,000 Emergency Shelter \$24,600 Emergency Solutions	\$30,192
Funds awarded to sub-recipients for Rapid Re-Housing	N/A	N/A	\$55,300 Emergency Solutions	\$62,419
Funds awarded for operations	83,403	83,,883	\$83,396 Emergency Shelter	\$85,593
Funds awarded for HMIS	N/A	N/A	\$4,666 Emergency Solutions	\$7,866
Funds awarded for essential services - shelter	40,435	39,786	\$39,786 Emergency Shelter	\$44,028
Funds awarded for essential services – street outreach	N/A	N/A	N/A	\$33,486
<i>Outputs</i>				
Shelters aiding homeless	2	2	2	2
Households given Homeless Prevention Assistance	42	15	42 Emergency Shelter 7 Emergency Solutions	5
Households given Rapid Re-housing Assistance	N/A	N/A	9 Emergency Solutions	10



FUND NUMBER  
 DEPARTMENT NUMBER  
 DIVISION NUMBER

219 EMERGENCY SHELTER  
 81 COMMUNITY DEVELOPMENT  
 52 38<sup>TH</sup> ACTION YEAR /2012 GRANT

PERFORMANCE MEASURES – CONTINUED

People served at shelters	1,637	1990	1,689	2,175
Avg. cost/ household with Homeless Prevention Assistance	\$786	\$2,200	\$786 Emergency Shelter \$3,514 Emergency Solutions	\$6,038
Avg. cost/ household with Homeless Rapid Re-housing Assistance	N/A	N/A	\$6,144 Emergency Solutions	\$6,241
Avg. cost/person at emergency shelters	\$51	\$42	\$50	\$50

**CITY OF LAREDO, TEXAS  
LAREDO PUBLIC FACILITY CORP.  
OPERATING GRANTS FUND  
FY 2012 - 2013**

	<u>ORIGINAL BUDGET FY 11-12</u>	<u>AMENDED BUDGET FY 11-12</u>	<u>ACTUAL FY 10-11</u>	<u>TOTAL ESTIMATE FY 11-12</u>	<u>PROPOSED BUDGET FY 12-13</u>	<u>TOTAL PROJECT BUDGET FY 12-13</u>
<b>OPENING BALANCE</b>	<b>\$0</b>	<b>\$0</b>	<b>\$0</b>	<b>\$0</b>	<b>\$0</b>	<b>\$0</b>
<b>REVENUES</b>						
Rents, Royalties and Interest	0	0	0	0	250	250
Reimburse and Miscellaneous	0	160,250	0	160,250	0	160,250
<b>TOTAL REVENUES</b>	<b>0</b>	<b>160,250</b>	<b>0</b>	<b>160,250</b>	<b>250</b>	<b>160,500</b>
<b>TOTAL AVAILABLE</b>	<b>0</b>	<b>160,250</b>	<b>0</b>	<b>160,250</b>	<b>250</b>	<b>160,500</b>
<b>EXPENDITURES</b>						
<b>LA TERRAZA</b>						
Contractual Services	0	20,250	0	20,250	0	20,250
Other Charges	0	40,000	0	40,000	250	40,250
Intergovernmental Transfers	0	100,000	0	100,000	0	100,000
<b>TOTAL LA TERRAZA</b>	<b>0</b>	<b>160,250</b>	<b>0</b>	<b>160,250</b>	<b>250</b>	<b>160,500</b>
<b>TOTAL EXPENDITURES</b>	<b>0</b>	<b>160,250</b>	<b>0</b>	<b>160,250</b>	<b>250</b>	<b>160,500</b>
<b>CLOSING BALANCE</b>	<b>\$0</b>	<b>\$0</b>	<b>\$0</b>	<b>\$0</b>	<b>\$0</b>	<b>\$0</b>

**CITY OF LAREDO, TEXAS  
NOISE ABATEMENT LEASE PROGRAM  
OPERATING FUND  
FY 2012 - 2013**

	<u>ACTUAL FY 09-10</u>	<u>ACTUAL FY 10-11</u>	<u>ORIGINAL BUDGET FY 11-12</u>	<u>AMENDED BUDGET FY 11-12</u>	<u>TOTAL ESTIMATE FY 11-12</u>	<u>PROPOSED BUDGET FY 12-13</u>
<b>OPENING BALANCE</b>	<b>\$557,349</b>	<b>\$516,108</b>	<b>\$884,380</b>	<b>\$1,050,953</b>	<b>\$1,050,953</b>	<b>\$813,520</b>
<b>REVENUES</b>						
Fees and Collections	31,847	39,775	25,000	25,000	38,090	35,000
Rents, Royalties and Interest	1,081,528	1,249,677	1,259,600	1,259,600	1,368,202	1,413,600
Reimburse and Miscellaneous	8,417	8,184	5,792	5,792	6,962	7,136
<b>TOTAL REVENUES</b>	<b>1,121,791</b>	<b>1,297,636</b>	<b>1,290,392</b>	<b>1,290,392</b>	<b>1,413,254</b>	<b>1,455,736</b>
<b>TOTAL AVAILABLE</b>	<b>1,679,140</b>	<b>1,813,745</b>	<b>2,174,772</b>	<b>2,341,345</b>	<b>2,464,207</b>	<b>2,269,256</b>
<b>EXPENDITURES</b>						
<b>LEASED BUILDINGS</b>						
Personnel Services	181,435	239,693	309,419	309,419	243,576	326,748
Materials and Supplies	91,156	106,371	96,081	110,280	102,909	124,203
Contractual Services	438,172	393,075	540,376	567,608	547,369	573,385
Other Charges	34,278	23,653	47,525	31,525	25,000	47,525
Capital Outlay	14,919	0	32,000	32,000	26,862	0
Intergovernmental Transfers	403,071	0	704,971	704,971	704,971	600,000
<b>TOTAL LEASED BUILDINGS</b>	<b>1,163,032</b>	<b>762,792</b>	<b>1,730,372</b>	<b>1,755,803</b>	<b>1,650,687</b>	<b>1,671,861</b>
<b>TOTAL EXPENDITURES</b>	<b>1,163,032</b>	<b>762,792</b>	<b>1,730,372</b>	<b>1,755,803</b>	<b>1,650,687</b>	<b>1,671,861</b>
<b>CLOSING BALANCE</b>	<b>\$516,108</b>	<b>\$1,050,953</b>	<b>\$444,400</b>	<b>\$585,542</b>	<b>\$813,520</b>	<b>\$597,395</b>

**City of Laredo, Texas  
Noise Abatement Lease Program  
Major Fund Changes  
FY2012 - 2013**

**REVENUES**

**Total Net Change from FY2012 to FY2013**                      \$    165,344    12.8%

**Major Revenue Changes**

**Variance    % Change**

Fees and Collections	\$    10,000	<b>40.0%</b>
Rents, Royalties & Interest	154,000	<b>12.2%</b>
Reimburse & Miscellaneous	1,344	<b>23.2%</b>

**EXPENDITURES**

Personnel (due to new employees hired at above entry level rates, reclassifications, changes to benefits, etc.)	\$    17,329
Fuel	3,977
Professional Development	1,000
Operational Travel	1,000
I-Net	4,415
Water	30,000
Administrative Charges	36,473
Capital Outlay for FY2012	(32,000)
Transfer Out - Airport	(104,971)
Building & Other Improvements	<u>(15,634)</u>
<b>Total Net Change from FY2012 to FY2013</b>	<b><u><u>\$    (58,411)</u></u></b>

**CITY OF LAREDO  
DEPARTMENT REQUESTS  
AIRPORT - NOISE ABATEMENT  
FY 2012-2013**

**CAPITAL OUTLAY REQUESTS**

<b>Division</b>	<b>Description</b>	<b>Amount</b>	<b>Approved Yes/ No</b>
Leased Buildings	<b>Automotive</b> One extended cab, short bed truck	\$ 20,000	Yes
	<b>Total</b>	<b>\$ 20,000</b>	

FUND NUMBER	257 NOISE ABATEMENT LEASE PROGRAM
DEPARTMENT NAME	TRANSPORTATION
DEPARTMENT NUMBER	36 AIRPORT
DIVISION NUMBER	86 LEASED PROGRAM

**MISSION**

To purpose of the Noise Abatement Lease Program is to alleviate the existing housing shortage by providing decent, safe, and affordable housing to the community.

**OBJECTIVES & PLANNED ACCOMPLISHMENTS**

- To obtain and manage additional rental units acquired by the City of Laredo for the citizens of Laredo through the purchase of homes and apartment units in the Noise Abatement Program with Federal Aviation Administration grant monies.
- Identify and assess those properties acquired that qualify for soundproofing or consider for demolition if the cost of repairs and soundproofing is excessive.

**EXPENDITURES**

	ACTUAL 09-10	ACTUAL 10-11	AMENDED 11-12	ESTIMATED 11-12	PROPOSED 12-13
Personnel Services	181,436	239,692	309,419	243,576	326,748
Materials & Supplies	91,156	106,370	110,280	102,909	124,203
Contractual Services	438,171	393,074	567,608	547,369	573,385
Other Charges	34,278	23,653	31,525	25,000	47,525
Capital Outlay	14,919	-	32,000	26,862	-
Transfer Out	403,071	-	704,971	704,971	600,000
<b>Total</b>	1,163,031	762,789	1,755,803	1,650,687	1,671,861

**PERSONNEL POSITION LISTING**

DEPT	DIV	AUTH #	POSITION NO.	GRADE	POSITION TITLE	12-13 PROPOSED ANNUAL RATE
36	86	1	80666	R23	GROUNDKEEPER	19,323
36	86	101	81966	R24	BUILDING MAINTENANCE WORKER	18,720
36	86	24	20251	R25	CLERK II (50%)	9,838
36	86	99	20013	R27	CLERK III	23,026
36	86	19	70189	R28	BUILDING MAINTENANCE MECHANIC	25,147
36	86	100	70189	R28	BUILDING MAINTENANCE MECHANIC	23,462
36	86	102	70189	R28	BUILDING MAINTENANCE MECHANIC	27,872
36	86	103	70189	R28	BUILDING MAINTENANCE MECHANIC	23,462
36	86	105	71201	R34	MAINTENANCE SUPERVISOR	35,505
<b>TOTAL COUNT</b>			<b>9</b>		<b>TOTAL SALARIES</b>	<b>206,356</b>

FUND NUMBER  
DEPARTMENT NAME  
DEPARTMENT NUMBER  
DIVISION NUMBER

257 NOISE ABATEMENT LEASE PROGRAM  
TRANSPORTATION  
36 AIRPORT  
86 LEASED PROGRAM

PERFORMANCE MEASURES

	ACTUAL 09-10	ACTUAL 10-11	ESTIMATED 11-12	PROPOSED 12-13
<b>Workload Measures</b>				
<i>Inputs</i>				
Number of full-time equivalent employees (FTE) – administration	1	1	1.5	1.5
Number of full-time equivalent employees (FTE) – maintenance/work orders	6	6	7	7
<i>Outputs</i>				
Number of rental units managed	220	238	250	300
Number of tenant accounts	293	385	430	433
Number of rental units vacated and repaired	110	121	130	140
Number of maintenance repairs/work orders completed	745	1,088	1,300	1,400
<b>Efficiency Measures</b>				
Number of tenant accounts managed per FTE – administration	293	385	287	289
Number of maintenance repairs/work orders per FTE – Maintenance	124	181	186	200
<b>Effectiveness Measures</b>				
% of tenant accounts collected	95%	95%	96%	97%
% of units occupied	95%	95%	96%	97%

**CITY OF LAREDO, TEXAS  
MUNICIPAL HOUSING  
OPERATING FUND  
FY 2012 - 2013**

	<u>ACTUAL FY 09-10</u>	<u>ACTUAL FY 10-11</u>	<u>ORIGINAL BUDGET FY 11-12</u>	<u>AMENDED BUDGET FY 11-12</u>	<u>TOTAL ESTIMATE FY 11-12</u>	<u>PROPOSED BUDGET FY 12-13</u>
<b>OPENING BALANCE</b>	<b>\$1,166,093</b>	<b>\$1,465,162</b>	<b>\$1,574,835</b>	<b>\$1,530,867</b>	<b>\$1,530,867</b>	<b>\$1,646,357</b>
<b>REVENUES</b>						
Charges for Services	103,527	123,084	125,000	125,000	137,320	140,000
Fees and Collections	34,944	30,609	28,000	28,000	27,648	28,000
Rents, Royalties and Interest	1,250,433	1,263,757	1,235,623	1,235,623	1,267,106	1,244,300
Reimburse and Miscellaneous	69,611	2,859	661	661	12,521	3,505
<b>WEATHERIZATION GRANT</b>						
Intergovernmental Revenue	743,264	0	0	0	0	0
<b>TOTAL WEATHERIZATION GRANT</b>	<b>743,264</b>	<b>0</b>	<b>0</b>	<b>0</b>	<b>0</b>	<b>0</b>
<b>TOTAL REVENUES</b>	<b>2,201,779</b>	<b>1,420,309</b>	<b>1,389,284</b>	<b>1,389,284</b>	<b>1,444,595</b>	<b>1,415,805</b>
<b>TOTAL AVAILABLE</b>	<b>3,367,872</b>	<b>2,885,472</b>	<b>2,964,119</b>	<b>2,920,151</b>	<b>2,975,462</b>	<b>3,062,162</b>
<b>EXPENDITURES</b>						
<b>HOUSING AIRPORT</b>						
Personnel Services	411,693	414,043	502,760	502,760	401,307	490,339
Materials and Supplies	75,922	104,342	106,768	115,520	110,170	144,233
Contractual Services	342,503	435,200	456,597	464,505	446,326	281,682
Other Charges	42,268	61,928	34,251	34,251	34,251	51,751
Capital Outlay	0	37,138	0	2,500	2,970	6,000
<b>TOTAL HOUSING AIRPORT</b>	<b>872,385</b>	<b>1,052,652</b>	<b>1,100,376</b>	<b>1,119,536</b>	<b>995,024</b>	<b>974,005</b>
<b>HOUSING-WEST LAREDO</b>						
Personnel Services	93,100	99,744	97,760	97,760	96,824	104,156
Materials and Supplies	25,678	30,606	36,741	47,102	43,710	36,207
Contractual Services	158,526	159,803	186,381	182,258	180,947	206,743
Other Charges	12,600	12,600	12,600	12,600	12,600	20,100
Capital Outlay	0	0	0	0	0	20,000
<b>TOTAL HOUSING-WEST LAREDO</b>	<b>289,903</b>	<b>302,753</b>	<b>333,482</b>	<b>339,720</b>	<b>334,081</b>	<b>387,206</b>



**CITY OF LAREDO, TEXAS  
MUNICIPAL HOUSING  
OPERATING FUND  
FY 2012 - 2013**

	<u>ACTUAL FY 09-10</u>	<u>ACTUAL FY 10-11</u>	<u>ORIGINAL BUDGET FY 11-12</u>	<u>AMENDED BUDGET FY 11-12</u>	<u>TOTAL ESTIMATE FY 11-12</u>	<u>PROPOSED BUDGET FY 12-13</u>
<b>WEATHERIZATION GRANT</b>						
Contractual Services	743,264	0	0	0	0	0
<b>TOTAL WEATHERIZATION GRANT</b>	<b>743,264</b>	<b>0</b>	<b>0</b>	<b>0</b>	<b>0</b>	<b>0</b>
<b>TOTAL EXPENDITURES</b>	<b>1,905,552</b>	<b>1,355,405</b>	<b>1,433,858</b>	<b>1,459,256</b>	<b>1,329,105</b>	<b>1,361,211</b>
<b>CLOSING BALANCE</b>	<b>\$1,462,320</b>	<b>\$1,530,067</b>	<b>\$1,530,261</b>	<b>\$1,460,895</b>	<b>\$1,646,357</b>	<b>\$1,700,951</b>
<b>ADJUSTMENTS</b>						
COMPENSATED ABSENCES	2,842	800	0	0	0	0
<b>TOTAL ADJUSTMENTS</b>	<b>2,842</b>	<b>800</b>	<b>0</b>	<b>0</b>	<b>0</b>	<b>0</b>
<b>ADJUSTED CLOSING BALANCE</b>	<b>\$1,465,162</b>	<b>\$1,530,867</b>	<b>\$1,530,261</b>	<b>\$1,460,895</b>	<b>\$1,646,357</b>	<b>\$1,700,951</b>

**City of Laredo, Texas  
Municipal Housing  
Major Fund Changes  
FY 2012 - 2013**

**REVENUES**

**Total Net Change from FY2012 to FY2013**                   \$     26,521             1.91%

<u>Major Revenue Changes</u>	<u>Variance</u>	<u>% Change</u>
Noise Abatement Charges	15,000	12.00%
Airport Housing Building Rent	12,874	1.39%
Interest Earnings	(1,700)	-28.33%

**EXPENDITURES**

Personnel (due to new employees hired at above entry level rates, reclassifications, changes to benefits, etc.)	\$     (6,025)
Vehicle Maintenance	4,539
Utilities	(218,721)
Insurance	(4,879)
Administrative Fees	4,879
Professional Development	2,000
Building & Other Improvements	50,000
Security Services	4,575
Communications	2,100
Furnishings	3,000
Other Charges	1,944
Minor Apparatus and Tools	22,941
Repairs to Building & Improvement	10,000
Machinery & Equipment	26,000
Payment in Lieu of Taxes	25,000
<b>Total Net Change from FY2012 to FY2013</b>	<b>\$     (72,647)</b>

**CITY OF LAREDO  
DEPARTMENT REQUESTS  
CD - MUNICIPAL HOUSING  
FY 2012-2013**

**CAPITAL OUTLAY REQUESTS**

<b>Division</b>	<b>Description</b>	<b>Amount</b>	<b>Approved Yes/ No</b>
Housing - Airport	<b>Machinery &amp; Equipment</b> One Riding Mower	\$ 6,000	Yes
Housing - West Laredo	<b>Automotive</b> One Extended Cab, Short Bed Truck	20,000	Yes
	<b>Total</b>	<b>\$ 26,000</b>	

FUND NUMBER	555 MUNICIPAL HOUSING CORPORATION
DEPARTMENT NAME	COMMUNITY DEVELOPMENT
DEPARTMENT NUMBER	39 MUNICIPAL HOUSING
DIVISION NUMBER	10 HOUSING - AIRPORT 20 HOUSING – WEST LAREDO

**MISSION**

The purpose of the Laredo Municipal Housing Corporation is to alleviate the existing housing shortage by providing decent, safe, and affordable housing to the community.

**OBJECTIVES & PLANNED ACCOMPLISHMENTS**

- To continue with maintenance and capital improvement projects at the Jose A. Flores Apartment Complex in order to continue maintaining all units in compliance with housing quality standards.

**EXPENDITURES (3910)**

	ACTUAL 09-10	ACTUAL 10-11	AMENDED 11-12	ESTIMATED 11-12	PROPOSED 12-13
Personnel Services	411,693	414,044	502,760	401,307	490,339
Materials & Supplies	75,923	104,341	115,520	110,170	144,233
Contractual Services	342,506	435,202	464,505	446,326	281,682
Capital Outlay	-	61,928	34,251	34,251	51,751
Other Charges	42,268	37,138	2,500	2,970	6,000
<b>Total</b>	872,390	1,052,653	1,119,536	995,024	974,005

**PERSONNEL POSITION LISTING (3910)**

DEPT	DIV	AUTH #	POSITION NO.	GRADE	POSITION TITLE	12-13 PROPOSED ANNUAL RATE
39	10	24	20251	R25	CLERK II	9,838
39	10	22	22201	R25	WAREHOUSE CLERK	19,698
39	10	1	20013	R27	CLERK III	23,026
39	10	2	70189	R28	BUILDING MAINTENANCE MECHANIC	36,608
39	10	9	70189	R28	BUILDING MAINTENANCE MECHANIC	30,160
39	10	13	70189	R28	BUILDING MAINTENANCE MECHANIC	23,462
39	10	20	70189	R28	BUILDING MAINTENANCE MECHANIC	26,229
39	10	21	70189	R28	BUILDING MAINTENANCE MECHANIC	26,312
39	10	4	71201	R34	MAINTENANCE SUPERVISOR	35,505
39	10	1	11290	R39	MUNICIPAL HOUSING EXEC DIR	70,948
39	10	19	10258	R43	COMMUNITY DEVELOPMENT DIRECTOR (25%)	26,936
<b>TOTAL COUNT</b>			<b>11</b>		<b>TOTAL SALARIES</b>	<b>328,721</b>

FUND NUMBER	555 MUNICIPAL HOUSING CORPORATION
DEPARTMENT NAME	COMMUNITY DEVELOPMENT
DEPARTMENT NUMBER	39 MUNICIPAL HOUSING
DIVISION NUMBER	10 HOUSING - AIRPORT 20 HOUSING - WEST

EXPENDITURES (3920)

	ACTUAL 09-10	ACTUAL 10-11	AMENDED 11-12	ESTIMATED 11-12	PROPOSED 12-13
Personnel Services	93,099	99,743	97,760	96,824	104,156
Materials & Supplies	25,678	30,606	47,102	43,710	36,207
Contractual Services	158,524	159,803	182,258	180,947	206,743
Other Charges	12,600	12,600	12,600	12,600	20,100
Capital Outlay	-	-	-	-	20,000
<b>Total</b>	289,901	302,752	339,720	334,081	387,206

PERSONNEL POSITION LISTING (3920)

DEPT	DIV	AUTH #	POSITION NO.	GRADE	POSITION TITLE	12-13 PROPOSED ANNUAL RATE
39	20	19	80666	R23	GROUNDSKEEPER	28,891
39	20	12	70189	R28	BUILDING MAINTENANCE MECHANIC	39,603
<b>TOTAL COUNT</b>			<b>2</b>		<b>TOTAL SALARIES</b>	<b>68,494</b>

PERFORMANCE MEASURES (3910 & 3920)

	ACTUAL 09-10	ACTUAL 10-11	ESTIMATED 11-12	PROPOSED 12-13
<b>Workload Measures</b>				
<i>Inputs</i>				
Number of full-time equivalent employees (FTE) – administration	2	2	2.5	2.5
Number of full-time equivalent employees (FTE) - work orders maintenance	9	9	9	9
<i>Outputs</i>				
Number of rental units managed	210	210	210	210
Number of tenant accounts managed	326	367	358	365
Number of rental units vacated and repaired	90	61	50	60
Number of repairs/work orders completed	2,025	1850	1900	1950

FUND NUMBER	555 MUNICIPAL HOUSING CORPORATION
DEPARTMENT NAME	COMMUNITY DEVELOPMENT
DEPARTMENT NUMBER	39 MUNICIPAL HOUSING
DIVISION NUMBER	10 HOUSING - AIRPORT 20 HOUSING - WEST

PERFORMANCE MEASURES - CONTINUED

	ACTUAL 09-10	ACTUAL 10-11	ESTIMATED 11-12	PROPOSED 12-13
<b>Efficiency Measures</b>				
Number of tenant accounts managed per FTE – administration	163	184	143	146
Number of rental units vacated and repaired per FTE – maintenance	10	7	6	7
Number of maintenance repairs/work orders completed per FTE - work orders	225	205	211	217
<b>Effectiveness Measures</b>				
% of tenant accounts collected	95	96	97	98
% of units occupied	95	96	97	98

**CITY OF LAREDO, TEXAS**  
**GENERAL FUND SUMMARY**  
**EXPENDITURES**  
**FY 2012-2013**

<b>EXPENDITURES</b>	<b>ACTUAL FY 09-10</b>	<b>ACTUAL FY 10-11</b>	<b>ORIGINAL BUDGET FY 11-12</b>	<b>AMENDED BUDGET FY 11-12</b>	<b>TOTAL ESTIMATE FY 11-12</b>	<b>PROPOSED BUDGET FY 12-13</b>
<b>Community Development</b>						
Center for Non-Profit Mgmt.						
Personnel Services	72,053	74,022	75,425	75,425	75,656	79,096
Materials and Supplies	8,711	5,619	9,254	11,219	9,418	8,295
Contractual Services	13,337	10,896	12,677	12,890	12,212	13,813
Subtotal Center for Non-Profit Management	94,101	90,537	97,356	99,534	97,286	101,204
Real Estate						
Personnel Services	145,237	126,194	127,573	128,723	127,457	185,464
Materials and Supplies	3,353	2,111	3,352	3,658	3,359	4,352
Contractual Services	28,255	30,898	30,672	39,016	35,958	33,321
Subtotal Real Estate	176,845	159,203	161,597	171,397	166,774	223,137
Total Community Development	270,946	249,740	258,953	270,931	264,060	324,341
Code Enforcement						
Personnel	96,965	98,365	100,476	100,476	100,773	105,579
Materials and Supplies	4,753	7,989	6,501	6,919	6,304	7,779
Contractual Services	32,448	42,810	31,229	31,229	28,660	34,673
Subtotal Code Enforcement	134,166	149,164	138,206	138,624	135,737	148,031
<b>Total Community Development</b>	<b>405,112</b>	<b>398,904</b>	<b>397,159</b>	<b>409,555</b>	<b>399,797</b>	<b>472,372</b>

**City of Laredo, Texas  
Community Development (General Fund)  
Major Fund Changes  
FY2012 - 2013**

**EXPENDITURES**

Personnel (due to new employees hired at above entry level rates, reclassifications, changes to benefits, etc.)	\$ 66,665
800 MHz Radio	3
Inet Charges	7,592
Motor Fuel	<u>953</u>
<b>Total Net Change from FY2012 to FY2013</b>	<b><u><u>\$ 75,213</u></u></b>



**City Of Laredo  
General Fund  
Third Party Funding  
FY 2012-2013**

ORGANIZATION/AGENCY	Current Amount FY 11-12	Amount Requested FY 12-13	Committee Recommendation 5/29/2012
Area Health Education Center	\$ 9,000.00	\$ 50,000.00	\$ 9,000.00
B.E.S.T.	\$ 5,000.00	\$ 10,000.00	\$ 5,000.00
Bethany House of Laredo	\$ 21,000.00	\$ 50,000.00	\$ 21,000.00
Big Brothers Big Sisters of S. TX Serving Webb County	\$ 2,000.00	\$ 5,000.00	\$ 2,000.00
Border Area Nutrition Council, Inc.	\$ 28,400.00	\$ 35,000.00	\$ 28,400.00
Boys & Girls Clubs of Laredo	\$ 20,000.00	\$ 100,000.00	\$ 20,000.00
Boy Scouts	\$ 1,000.00	\$ 10,000.00	\$ 2,000.00
Casa De Misericordia	\$ 16,000.00	\$ 20,000.00	\$ 16,000.00
Children's Advocacy Center of Laredo - Webb County	\$ 27,825.00	\$ 50,000.00	\$ 27,825.00
Girls Scouts of Greater South Texas Laredo Service Center	\$ 1,000.00	NO APPLICATION SUBMITTED	
Habitat for Humanity	\$ 10,500.00	\$ 15,000.00	\$ 10,500.00
Kidney Foundation of Laredo	\$ 20,000.00	\$ 25,000.00	\$ 20,000.00
Laredo Amateur Boxing Club, Inc.	\$ 5,000.00	\$ 10,000.00	\$ 5,000.00
Laredo Children's Musuem/Imaginarium of South Texas	\$ 7,000.00	\$ 20,000.00	\$ 7,000.00
Laredo Little Theatre	\$ 4,000.00	\$ 6,000.00	\$ 4,000.00
Laredo Regional Food Bank, Inc.	\$ 8,000.00	\$ 12,000.00	\$ 8,000.00
Laredo Veterans Coalition	\$ 40,000.00	\$ 60,000.00	\$ 40,000.00
LISD Campus Crime Stoppers	\$ 4,500.00	\$ 4,500.00	\$ 4,500.00
Literacy Volunteers of America - Laredo	\$ 3,000.00	\$ 10,000.00	\$ 3,000.00
Sacred Heart Children's Home	\$ 15,000.00	\$ 15,000.00	\$ 15,000.00
Serving Children and Adolescents in Need, Inc.	\$ 13,500.00	\$ 13,500.00	\$ 13,500.00
South Texas Food Bank	\$ 35,000.00	\$ 50,000.00	\$ 35,000.00
Special Olympics Texas, Laredo - Area 21	\$ 7,000.00	\$ 11,000.00	\$ 7,000.00
STCADA	\$ 5,000.00	\$ 10,000.00	\$ 5,000.00
TMC SafeHaven	\$ 10,000.00	\$ 10,000.00	\$ 10,000.00

<b>\$ 318,725.00</b>	<b>\$ 602,000.00</b>	<b>\$ 318,725.00</b>
----------------------	----------------------	----------------------

**City Of Laredo  
Hotel - Motel  
Third Party Funding  
FY 2012-2013**

<b>ORGANIZATION/AGENCY</b>	<b>Current Amount FY 11-12</b>	<b>Amount Requested FY 12-13</b>	<b>Committee Recommendation 5/14/2012</b>
Border Olympics, Inc.	\$ 80,000.00	\$ 80,000.00	\$ 80,000.00
Laredo Area Youth Soccer Association	\$ 20,000.00	\$ 40,000.00	\$ 20,000.00
Laredo Center for the Arts	\$ 150,000.00	\$ 160,000.00	\$ 150,000.00
Laredo Chamber of Commerce	\$ 25,000.00	\$ 25,000.00	\$ 25,000.00
Laredo Philharmonic Orchestra	\$ 23,400.00	\$ 35,000.00	\$ 23,400.00
LULAC Council #7	\$ 2,460.00	\$ 8,400.00	\$ 2,460.00
Mexican Cultural Institute of Laredo	\$ 4,100.00	\$ 26,000.00	\$ 4,100.00
Society of Martha Washington	\$ 10,000.00	\$ 20,000.00	\$ 10,000.00
Streets of Laredo / Jamboozie Festival	\$ 15,000.00	\$ 20,000.00	\$ 15,000.00
Washington's Birthday Celebration Association	\$ 60,000.00	\$ 125,000.00	\$ 60,000.00
Webb County Heritage Foundation, Inc.	\$ 30,000.00	\$ 60,000.00	\$ 50,000.00

<b>\$ 419,960.00</b>	<b>\$ 599,400.00</b>	<b>\$ 439,960.00</b>
----------------------	----------------------	----------------------

**City Of Laredo  
Contract For Services  
FY 2012-2013**

ORGANIZATION/AGENCY	Current Amount FY 11-12	Amount Requested FY 12-13	FY 12-13
Laredo Animal Protective Society *	\$ 300,000.00	\$ -	\$ -
Laredo Development Foundation	\$ 273,394.00	\$ 341,743.00	\$ 273,394.00
Streets of Laredo Urban Mall dba/Laredo Main Street	\$ 50,000.00	\$ 50,000.00	\$ 50,000.00

<b>\$ 623,394.00</b>	<b>\$ 391,743.00</b>	<b>\$ 323,394.00</b>
----------------------	----------------------	----------------------

Committee does not review, score or recommend funding.

\* LAPS will no longer be a contract for service effective 6-1-12 and will be considered as a new entity.

FUND NUMBER	101 GENERAL FUND
DEPARTMENT NUMBER	80 COMMUNITY DEVELOPMENT
DIVISION NUMBER	40 NON PROFIT MGMT. & VOLUNTEER

**MISSION**

To provide management training and continuing education to support local and surrounding nonprofit organizations in their efforts to improve their community through seminars and private consultations and also by identifying potential sources of funding. Act as the City’s primary liaison between the local and surrounding nonprofit organizations and City Government. To provide meaningful opportunities to promote citizen participation in the expansion, enhancement and delivery of quality service to the community through the concerted efforts of both city staff and volunteers.

**OBJECTIVES & PLANNED ACCOMPLISHMENTS**

- To provide management training and continuing education to local and surrounding non-profit organizations.
- To give assistance to local and surrounding non-profit organizations in identifying potential sources of funding by providing referrals via e-mails, regular mail, etc.
- To increase the recruitment of non-court referred volunteers for city departments and local nonprofit agencies through on-site visits and presentations.
- Participate in and increase the number of collaborative partnerships between city departments and local non-profits, educational agencies and other local government agencies that help address community needs through volunteer efforts.

**EXPENDITURES**

	ACTUAL 09-10	ACTUAL 10-11	AMENDED 11-12	ESTIMATED 11-12	PROPOSED 12-13
Personnel Services	72,053	74,022	75,425	75,656	79,096
Materials & Supplies	8,712	5,618	11,219	9,418	8,295
Contractual Services	13,338	10,895	12,890	12,212	13,813
<b>Total</b>	94,103	90,535	99,534	97,286	101,204

**PERSONNEL POSITION LISTING**

DEPT	DIV	AUTH #	POSITION NO.	GRADE	POSITION TITLE	12-13 PROPOSED ANNUAL RATE
80	40	3	20400	R35	NONPROFIT & VOLUNTEER CTR COOR	51,708
80	40	19	10258	R43	COMMUNITY DEVELOPMENT DIRECTOR	5,387
<b>TOTAL COUNT</b>			<b>2</b>		<b>TOTAL SALARIES</b>	<b>57,095</b>

FUND NUMBER  
DEPARTMENT NUMBER  
DIVISION NUMBER

101 GENERAL FUND  
80 COMMUNITY DEVELOPMENT  
40 NON PROFIT MGMT. & VOLUNTEER CTR.

PERFORMANCE MEASURES

	ACTUAL 09-10	ACTUAL 10-11	ESTIMATED 11-12	PROPOSED 12-13
<b>Workload Measures</b>				
<i>Inputs</i>				
Number of full-time equivalent employees (FTE)	1	1	1	1
<i>Outputs</i>				
Number of non-profit contracts (private consultations, grants reviewed, etc.)	52	52	52	50
Number of seminars/events hosted	4	4	4	4
Number of court ordered volunteers placed	2,000	1,000	3,710	4,032
Number of non-court referred volunteers placed	400	425	429	435
Number of Partnerships	4	4	11	12
<b>Efficiency Measures</b>				
Number of seminars/events hosted per FTE	4	4	4	4
Number of court ordered volunteers placed per FTE	2,000	1,000	3,710	4,032
Number of non-court referred volunteers placed per FTE	400	425	429	435
Total dollar value of volunteer time	171,148	171,148	252,523	271,254

FUND NUMBER	101 GENERAL FUND
DEPARTMENT NUMBER	80 COMMUNITY DEVELOPMENT
DIVISION NUMBER	41 REAL ESTATE

**MISSION**

To facilitate the acquisition, sale, and/or lease of real property in a timely manner

**OBJECTIVES & PLANNED ACCOMPLISHMENTS:**

- Negotiate the acquisition of land parcels in support of City, State & Federally funded projects
- Work jointly with other City departments in planning infrastructure projects which involve acquisition of real estate and coordinate with the Legal department on all acquisition matters related to eminent domain as required
- Research & obtain property title information
- Review & analyze all appraisal reports and surveys involving land acquisitions
- Identify & eliminate street encroachments presently being used for private benefit & not open to the public

**EXPENDITURES**

	ACTUAL 09-10	ACTUAL 10-11	AMENDED 11-12	ESTIMATED 11-12	PROPOSED 12-13
Personnel Services	145,239	126,194	128,723	127,457	185,464
Materials & Supplies	3,353	2,111	3,658	3,359	4,352
Contractual Services	28,256	30,898	39,016	35,958	33,321
<b>Total</b>	176,848	159,203	171,397	166,774	223,137

**PERSONNEL POSITION LISTING**

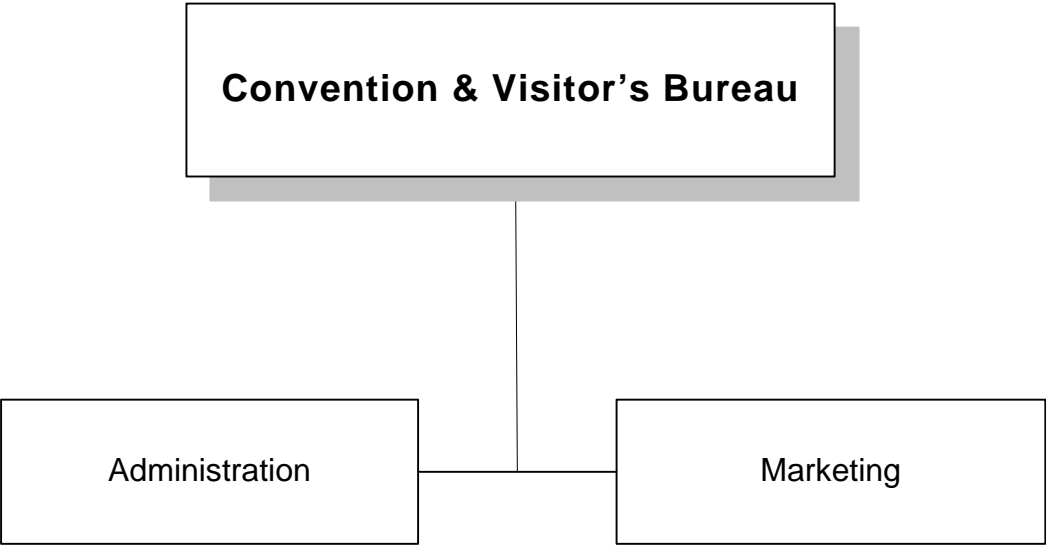
DEPT	DIV	AUTH #	POSITION NO.	GRADE	POSITION TITLE	12-13 PROPOSED ANNUAL RATE
80	41	1	20014	R32	ADMINISTRATIVE ASSISTANT I	16,162
80	41	5	40019	R32	LAND AQUISITION NEGOTIATOR	36,234
80	41	6	40019	R32	LAND AQUISITION NEGOTIATOR	31,075
80	41	14	11002	R41	LAND ACQUISITION MANAGER	48,542
<b>TOTAL COUNT</b>			<b>4</b>		<b>TOTAL SALARIES</b>	<b>132,013</b>

FUND NUMBER  
 DEPARTMENT NUMBER  
 DIVISION NUMBER

101 GENERAL FUND  
 80 COMMUNITY DEVELOPMENT  
 41 REAL ESTATE

PERFORMANCE MEASURES

	ACTUAL 09-10	ACTUAL 10-11	ESTIMATED 11-12	PROPOSED 12-13
<b>Workload Measures</b>				
<i>Inputs</i>				
Number of full-time equivalent employees (FTE) – acquisition negotiators	2	2	2	2
<i>Outputs</i>				
Number of acquisition projects completed	30	19	14	18
Number of undeveloped parcels acquired	48	19	12	14
Number of residential parcels acquired	2	21	1	2
Number of commercial parcels acquired	5	0	9	3
Number of commercial corner clips	0	0	0	4
Total number of parcels acquired	55	40	22	23
<b>Efficiency Measures</b>				
Number of acquisition projects completed per FTE – land negotiator	15	9.5	7	9
Number of parcels acquired per FTE	27.5	20	11	11.5





**CITY OF LAREDO, TEXAS  
CONVENTION AND VISITORS BUREAU  
OPERATING FUND  
FY 2012 - 2013**

	<u>ACTUAL FY 09-10</u>	<u>ACTUAL FY 10-11</u>	<u>ORIGINAL BUDGET FY 11-12</u>	<u>AMENDED BUDGET FY 11-12</u>	<u>TOTAL ESTIMATE FY 11-12</u>	<u>PROPOSED BUDGET FY 12-13</u>
<b>OPENING BALANCE</b>	<b>\$86,264</b>	<b>\$68,708</b>	<b>\$67,152</b>	<b>\$104,909</b>	<b>\$104,909</b>	<b>\$0</b>
<b>REVENUES</b>						
Fees and Collections	97,096	12,108	13,048	13,048	20,164	13,083
Rents, Royalties and Interest	116	38	0	0	34	0
Reimburse and Miscellaneous	84,317	145,031	130,600	130,600	107,600	255,700
Other Financing Sources	1,685,159	1,927,295	2,273,794	2,273,794	2,093,570	2,628,551
<b>TOTAL REVENUES</b>	<b>1,866,689</b>	<b>2,084,472</b>	<b>2,417,442</b>	<b>2,417,442</b>	<b>2,221,368</b>	<b>2,897,334</b>
<b>TOTAL AVAILABLE</b>	<b>1,952,953</b>	<b>2,153,180</b>	<b>2,484,594</b>	<b>2,522,351</b>	<b>2,326,277</b>	<b>2,897,334</b>
<b>EXPENDITURES</b>						
<b>ADMINISTRATION</b>						
Personnel Services	437,728	514,790	585,186	588,186	529,126	588,556
Materials and Supplies	25,774	28,991	37,489	50,183	48,620	39,110
Contractual Services	73,570	88,263	89,622	99,649	91,669	101,143
Other Charges	2,033	0	175,000	1	1	46,427
Capital Outlay	0	57,445	0	0	0	0
<b>TOTAL ADMINISTRATION</b>	<b>539,105</b>	<b>689,489</b>	<b>887,297</b>	<b>738,019</b>	<b>669,416</b>	<b>775,236</b>
<b>MARKETING</b>						
Materials and Supplies	84,953	107,188	107,900	187,503	187,303	88,300
Contractual Services	1,260,187	1,251,594	1,439,397	1,546,829	1,469,558	1,933,798
Other Charges	0	0	50,000	50,000	0	100,000
<b>TOTAL MARKETING</b>	<b>1,345,140</b>	<b>1,358,782</b>	<b>1,597,297</b>	<b>1,784,332</b>	<b>1,656,861</b>	<b>2,122,098</b>
<b>TOTAL EXPENDITURES</b>	<b>1,884,245</b>	<b>2,048,271</b>	<b>2,484,594</b>	<b>2,522,351</b>	<b>2,326,277</b>	<b>2,897,334</b>
<b>CLOSING BALANCE</b>	<b>\$68,708</b>	<b>\$104,909</b>	<b>\$0</b>	<b>\$0</b>	<b>\$0</b>	<b>\$0</b>

**City of Laredo, Texas  
Convention & Visitors Bureau Department  
Major Fund Changes  
FY 2012-2013**

**REVENUES**

**Total Net Change from FY2012 to FY2013** \$ 479,892      19.9%

**Major Revenue Changes**

	Variance	% Change
Fees and Collections	35	0.3%
Reimburse & Miscellaneous	125,100	95.8%
Transfer In from Hotel/Motel Occupancy Tax	354,757	15.6%

**EXPENDITURES**

Personnel (due to new employees hired at above entry level rates, reclassifications, changes to benefits, etc.)	\$ 3,370
Vehicle Maintenance	4,331
Inet Charges	(1,931)
Consulting Fees	271,500
Market Research	(20,000)
Other Charges	(78,573)
Film & Video Developing	10,000
Billboard	24,500
Electronic	17,906
Festivals & Events	110,000
Legislative Trips	70,000
Other Expenditures	1,637
<b>Total Net Change from FY2012 to FY2013</b>	<b>\$ 412,740</b>

**CITY OF LAREDO  
DEPARTMENT REQUESTS  
CONVENTION & VISITORS BUREAU  
FY 2012-2013**

**CAPITAL OUTLAY REQUESTS**

<b>Division</b>	<b>Description</b>	<b>Amount</b>	<b>Approved Yes/ No</b>
Administration	<b>Buildings</b> Roof repairs to 2-story Building	\$ 20,000	Yes
	<b>Total</b>	<b>\$ 20,000</b>	

FUND NUMBER	250 CONVENTION AND VISITORS BUREAU
DEPARTMENT NUMBER	53 CONVENTION / VISITORS BUREAU
DIVISION NUMBER	10 ADMINISTRATION

## MISSION

Administration will provide leadership, support and managerial structure to the department necessary to adapt to the current marketing conditions and ensure adherence to all City policies and procedures.

## OBJECTIVES & PLANNED ACCOMPLISHMENTS

- Establish and maintain the department's organization chart
- Plan and execute maintenance as needed and upgrades to building structure, internal work spaces within and at satellite offices, to maximize the physical work environment to ensure productivity of all employees in the department
- Continue to create awareness of CVB's purpose and services amongst the community's civic and non-profit organizations to establish relationships with potential partners
- Maintain a positive working relationship with key stakeholders to include the Laredo Hotel Lodging Association, local attractions and other partners, and with stakeholders at the state and federal level

## EXPENDITURES

	ACTUAL 09-10	ACTUAL 10-11	AMENDED 11-12	ESTIMATED 11-12	PROPOSED 12-13
Personnel Services	437,728	514,790	588,186	529,126	588,556
Materials & Supplies	25,774	28,991	50,183	48,620	39,110
Contractual Services	73,570	88,263	99,649	91,669	101,143
Other Charges	2,033	-	1	1	46,427
Capital Outlay	-	57,445	-	-	-
<b>Total</b>	<b>539,105</b>	<b>689,489</b>	<b>738,019</b>	<b>669,416</b>	<b>775,236</b>

## PERSONNEL POSITION LISTING

DEPT	DIV	AUTH #	POSITION NO.	GRADE	POSITION TITLE	12-13 PROPOSED ANNUAL RATE
53	10	286	20250	R23	CLERK I	22,422
53	10	350	20250	R23	CLERK I	20,114
53	10	105	21221	R23	MESSENGER	28,288
53	10	46	20018	R29	ADMINISTRATIVE SECRETARY	30,618
53	10	35	20014	R32	ADMINISTRATIVE ASSISTANT I	29,557
53	10	83	20014	R32	ADMINISTRATIVE ASSISTANT I	36,650
53	10	340	20014	R32	ADMINISTRATIVE ASSISTANT I	14,352
53	10	3	25005	R33	CVB PROJECT COORDINATOR	31,553
53	10	5	35040	R33	TOURISM SALES MANAGER	44,241
53	10	2	15025	R39	MARKETING MANAGER	49,815
53	10	4	10190	R43	CONVENTION & VISITOR BUREA DIR	91,623
<b>TOTAL COUNT</b>			<b>11</b>		<b>TOTAL SALARIES</b>	<b>399,232</b>

FUND NUMBER	250 CONVENTION AND VISITORS BUREAU
DEPARTMENT NUMBER	53 CONVENTION / VISITORS BUREAU
DIVISION NUMBER	10 ADMINISTRATION

PERFORMANCE MEASURES

	ACTUAL 09-10	ACTUAL 10-11	ESTIMATED 11-12	PROPOSED 12-13
<b>Workload Measures</b>				
<i>Outputs</i>				
Number of CVB requisitions serviced	417	463	450	465
Number of deposits submitted	103	75	80	86
Number of Council Communications	4	4	5	5

FUND NUMBER  
DEPARTMENT NUMBER  
DIVISION NUMBER

250 CONVENTION AND VISITORS BUREAU  
53 CONVENTION / VISITORS BUREAU  
15 MARKETING

**MISSION**

Promote Laredo as a destination by strengthening the current marketing campaign at domestic and foreign levels. Incorporate new marketing methods, such as social media, as well as maintain the use of standard marketing avenues to enhance Laredo’s community image and influencing the traveling public to choose Laredo as their destination.

**OBJECTIVES & PLANNED ACCOMPLISHMENTS**

**U.S. Market**

- Publish RFP and select agency for rebrand and public relations scope of work (contingent upon budget increase)
- Increase national marketing presence via electronic resources

**Mexico Market**

- Publish RFP and select firm for rebrand scope of work under same contract for U.S. market
- Relaunch Spanish Visitors Guide
- Increase meetings market presence in Mexico

**Both Markets**

- Maintain presence at industry and trade show events
- Continue to utilize social media outlets to promote the destination
- Develop innovative programs to leverage local partner resources and group tourism business

**EXPENDITURES**

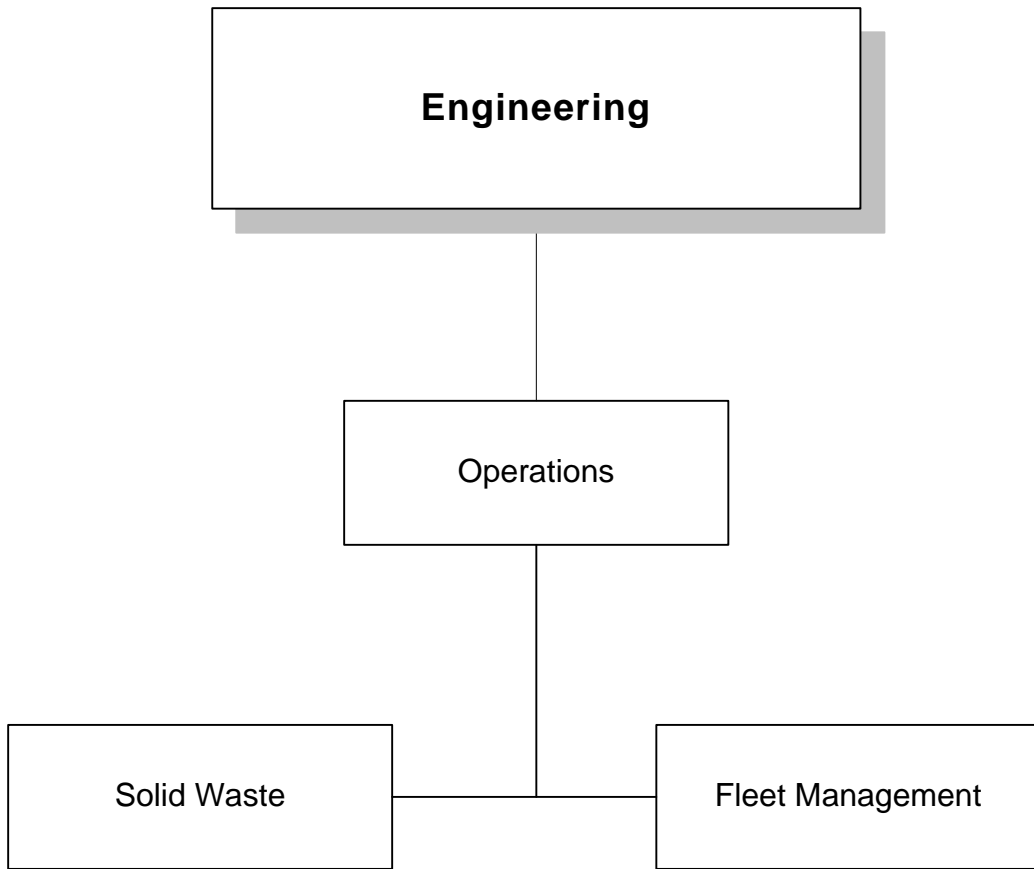
	<b>ACTUAL 09-10</b>	<b>ACTUAL 10-11</b>	<b>AMENDED 11-12</b>	<b>ESTIMATED 11-12</b>	<b>PROPOSED 12-13</b>
Materials & Supplies	84,953	107,188	187,503	187,303	88,300
Contractual Services	1,260,187	1,251,594	1,546,829	1,469,558	1,933,798
Other Charges	-	-	50,000	-	100,000
<b>Total</b>	<b>1,345,140</b>	<b>1,358,782</b>	<b>1,784,332</b>	<b>1,656,861</b>	<b>2,122,098</b>

FUND NUMBER  
 DEPARTMENT NUMBER  
 DIVISION NUMBER

250 CONVENTION AND VISITORS BUREAU  
 53 CONVENTION / VISITORS BUREAU  
 15 MARKETING

PERFORMANCE MEASURES

	ACTUAL 09-10	ACTUAL 10-11	ESTIMATED 11-12	PROPOSED 12-13
<b>Workload Measures</b>				
<i>Inputs</i>				
Total room nights available	1,476,790	1,423,500	1,423,500	1,423,700
Tradeshows attended	16	25	36	42
No. of meetings, conventions, or special events serviced	70	95	105	120
<b>Efficiency Measures</b>				
Number of inquiries processed	31,663	24,917	25,833	26,000
No. of absolute unique IP website hits, First time site	101,311	87,290	90,000	95,000
No. of event leads developed (all markets)	31	36	38	37
<b>Effectiveness Measures</b>				
% of event leads converted to bookings	75%	86%	75%	80%
Total room nights sold	798,357	959,038	945,574	931,000





**CITY OF LAREDO, TEXAS**  
**GENERAL FUND SUMMARY**  
**EXPENDITURES**  
**FY 2012-2013**

<b>EXPENDITURES</b>	<b>ACTUAL FY 09-10</b>	<b>ACTUAL FY 10-11</b>	<b>ORIGINAL BUDGET FY 11-12</b>	<b>AMENDED BUDGET FY 11-12</b>	<b>TOTAL ESTIMATE FY 11-12</b>	<b>PROPOSED BUDGET FY 12-13</b>
<b>Engineering</b>						
Administration						
Personnel Services	503,773	520,281	532,153	532,153	523,960	554,928
Materials and Supplies	7,126	7,000	8,383	8,609	8,304	8,891
Contractual Services	31,816	30,536	27,345	27,419	26,108	29,137
Subtotal Administration	<u>542,715</u>	<u>557,817</u>	<u>567,881</u>	<u>568,181</u>	<u>558,372</u>	<u>592,956</u>
Design and Surveying						
Personnel Services	828,295	881,473	991,202	991,202	964,640	1,052,059
Materials and Supplies	36,089	37,855	45,952	47,053	38,648	45,717
Contractual Services	51,568	48,765	53,714	53,714	51,732	55,785
Subtotal Design and Surveying	<u>915,952</u>	<u>968,093</u>	<u>1,090,868</u>	<u>1,091,969</u>	<u>1,055,020</u>	<u>1,153,561</u>
Construction and Improvement						
Personnel Services	462,688	448,815	466,528	466,528	490,695	505,383
Materials and Supplies	25,217	27,827	35,380	35,969	25,064	40,301
Contractual Services	29,033	27,802	27,121	27,121	27,276	34,101
Other Charges	-	529	-	-	-	-
Subtotal Construction and Improvement	<u>516,938</u>	<u>504,973</u>	<u>529,029</u>	<u>529,618</u>	<u>543,035</u>	<u>579,785</u>
Total Engineering	<u>1,975,605</u>	<u>2,030,883</u>	<u>2,187,778</u>	<u>2,189,768</u>	<u>2,156,427</u>	<u>2,326,302</u>

**City of Laredo, Texas  
Engineering Department  
Major Fund Changes  
FY2012 - 2013**

**EXPENDITURES**

Personnel (due to new employees hired at above entry level rates, reclassifications, changes to benefits, etc.)	\$ 122,487
Motor fuel	5,194
Inet Charges	4,082
Vehicle maintenance	6,727
800 MHz Radio System	<u>34</u>
<b>Total Net Change from FY2012 to FY2013</b>	<b><u><u>\$ 138,524</u></u></b>

FUND NUMBER	101 GENERAL FUND
DEPARTMENT NUMBER	22 ENGINEERING
DIVISION NUMBER	10 ADMINISTRATION

**MISSION**

To administer and manage the engineering and construction of the City’s capital improvement projects and ensure that all engineering, architectural, and construction inspection of public improvements are in compliance with City standards and in conformance with all local, state and federal requirements.

**OBJECTIVES & PLANNED ACCOMPLISHMENTS**

- The Division’s primary goal is to meet the City’s infrastructure demands brought about by the increase in international trade, commerce, and rapid growth of the City.
- To meet the schedules required to complete the City’s capital improvement program in adherence with the specifications of each project and to ensure compliance to City standards on public improvements to private developments.

**EXPENDITURES**

	ACTUAL 09-10	ACTUAL 10-11	AMENDED 11-12	ESTIMATED 11-12	PROPOSED 12-13
Personnel Services	503,774	520,281	532,153	523,960	554,928
Materials & Supplies	7,126	7,000	8,609	8,304	8,891
Contractual Services	31,816	30,537	27,419	26,108	29,137
<b>Total</b>	542,716	557,818	568,181	558,372	592,956

**PERSONNEL POSITION LISTING**

DEPT	DIV	AUTH #	POSITION NO.	GRADE	POSITION TITLE	12-13 PROPOSED ANNUAL RATE
22	10	6	20252	R24	CLERK-TYPIST	18,034
22	10	26	20251	R25	CLERK II	29,723
22	10	156	20251	R25	CLERK II	27,997
22	10	5	20018	R29	ADMINISTRATIVE SECRETARY	34,840
22	10	2	15032	R42	ASST.CITY ENGINEER (P.E.)	121,388
22	10	1	10240	R45	CITY ENGINEER	166,129
<b>TOTAL COUNT</b>			<b>6</b>		<b>TOTAL SALARIES</b>	<b>398,110</b>

FUND NUMBER  
DEPARTMENT NUMBER  
DIVISION NUMBER

101 GENERAL FUND  
22 ENGINEERING  
10 ADMINISTRATION

PERFORMANCE MEASURES

	ACTUAL 09-10	ACTUAL 10-11	ESTIMATED 11-12	PROPOSED 12-13
<b>Workload Measures</b>				
<i>Inputs</i>				
Number of full-time equivalents (FTE)	6	6	6	6
<i>Outputs</i>				
Number of contracts awarded	74	59	70	70
Total contract dollars managed	\$139,518,000	\$137,476,755	\$99,497,000	\$100,000,000
<b>Efficiency Measures</b>				
Contract dollars managed per FTE	\$23.2 M	\$21.2 M	\$16.5 M	\$16.6 M
<b>Effectiveness Measures</b>				
% of capital improvement projects completed as scheduled	100%	100%	100%	100%

FUND NUMBER	101 GENERAL FUND
DEPARTMENT NUMBER	22 ENGINEERING
DIVISION NUMBER	20 DESIGN, DRAFTING & SURVEYING

**MISSION**

To prepare plans and specifications for the City’s infrastructure construction projects and to review and monitor civil engineering and architectural consultant plans and specifications for public improvement projects and subdivision development.

**OBJECTIVES & PLANNED ACCOMPLISHMENTS**

- To prepare cost-effective improvements and provide practical engineering solutions for street, drainage and utility related projects.
- To review and monitor plans and specifications for budgeted capital improvements projects, to monitor consulting contracts for design and quality control, and to review approximately 100 plats, re-plats, and subdivisions for compliance with City’s standards.
- To continue reviewing final plat construction plans within a minimal period and consultant-prepared bid documents to decrease errors and omissions and to verify payments to consultants, contractors, and other vendors.

**EXPENDITURES**

	ACTUAL 09-10	ACTUAL 10-11	AMENDED 11-12	ESTIMATED 11-12	PROPOSED 12-13
Personnel Services	828,295	881,473	991,202	964,640	1,052,059
Materials & Supplies	36,090	37,856	7,053	38,648	45,717
Contractual Services	51,568	48,765	53,714	51,732	55,785
<b>Total</b>	915,953	968,094	1,051,969	1,055,020	1,153,561

**PERSONNEL POSITION LISTING**

DEPT	DIV	AUTH #	POSITION NO.	GRADE	POSITION TITLE	12-13 PROPOSED ANNUAL RATE
22	20	17	80857	R25	INSTRUMENT TECHNICIAN	24,586
22	20	21	80857	R25	INSTRUMENT TECHNICIAN	23,275
22	20	22	80857	R25	INSTRUMENT TECHNICIAN	22,589
22	20	7	40366	R29	DRAFTING TECHNICIAN	47,237
22	20	13	41891	R29	SURVEY PARTY CHIEF	54,101
22	20	14	41891	R29	SURVEY PARTY CHIEF	34,902
22	20	16	41891	R29	SURVEY PARTY CHIEF	29,078
22	20	10	41888	R32	ENGINEERING ASSISTANT	31,886
22	20	6	40458	R33	ENGINEERING TECHNICIAN	38,376

FUND NUMBER  
DEPARTMENT NUMBER  
DIVISION NUMBER

101 GENERAL FUND  
22 ENGINEERING  
20 DESIGN, DRAFTING & SURVEYING

PERSONNEL POSITION LISTING - CONTINUED

DEPT	DIV	AUTH #	POSITION NO.	GRADE	POSITION TITLE	12-13 PROPOSED ANNUAL RATE
22	20	5	35027	R38	ENGINEERING ASSOCIATE I	62,920
22	20	8	35027	R38	ENGINEERING ASSOCIATE I	57,179
22	20	9	35024	R40	ENGINEERING ASSOCIATE II	98,217
22	20	1	35026	R42	CIVIL ENGINEER II (P.E.)	104,082
22	20	4	35026	R42	CIVIL ENGINEER II (P.E.)	104,770
<b>TOTAL COUNT</b>			<b>14</b>		<b>TOTAL SALARIES</b>	<b>733,198</b>

PERFORMANCE MEASURES

	ACTUAL 09-10	ACTUAL 10-11	ESTIMATED 11-12	PROPOSED 12-13
<b>Workload Measures</b>				
<i>Inputs</i>				
Number of full-time equivalent employees (FTE) - engineer	6	6	6	6
Number of survey crews	3	3	3	3
<i>Outputs</i>				
Number of in-house projects designed	10	10	10	10
Number of surveys completed	176	181	250	200
Number of major improvement project plans and specifications prepared	10	5	11	10
Number of A/E contracts monitored	152	155	160	160
<b>Efficiency Measures</b>				
Number of in-house projects designed per FTE – engineer	2	2	2	2
Number of surveys completed per survey crew	88	60	83	67
<b>Effectiveness Measures</b>				
% of projects designed within budget	100%	100%	100%	100%
% of final plat construction plans reviewed within 5 working days	100%	100%	100%	100%

FUND NUMBER	101 GENERAL FUND
DEPARTMENT NUMBER	22 ENGINEERING
DIVISION NUMBER	30 CONSTRUCTION INSPECTION

**MISSION**

To inspect public improvements on City projects and subdivision developments to ensure the work complies with City standards, to issue street cut permits, and inspect construction work.

**OBJECTIVES & PLANNED ACCOMPLISHMENTS**

- To ensure that capital improvement projects, as well as private developments, are constructed according to plans and specifications and follow adopted City standards.
- To inspect all on-going Capital Improvement Projects, private developments, and paving projects to include overlays, recycling and reconstruction, to review all street cuts, issue permits and inspect new construction and repair work.
- To assure that street cuts, private driveways, and sidewalks are constructed with permit requirements and to provide quality control for capital improvements projects.

**EXPENDITURES**

	ACTUAL 09-10	ACTUAL 10-11	AMENDED 11-12	ESTIMATED 11-12	PROPOSED 12-13
Personnel Services	462,687	448,815	466,528	490,695	505,383
Materials & Supplies	25,217	27,827	35,969	25,064	40,301
Contractual Services	29,033	27,802	27,121	27,276	34,101
<b>Total</b>	516,937	504,444	529,618	543,035	579,785

**PERSONNEL POSITION LISTING**

DEPT	DIV	AUTH #	POSITION NO.	GRADE	POSITION TITLE	12-13 PROPOSED ANNUAL RATE
22	30	143	20252	R24	CLERK-TYPIST	23,130
22	30	3	40454	R32	CONSTRUCTION INSPECTOR	37,898
22	30	4	40454	R32	CONSTRUCTION INSPECTOR	50,981
22	30	9	40454	R32	CONSTRUCTION INSPECTOR	39,957
22	30	12	40454	R32	CONSTRUCTION INSPECTOR	39,187
22	30	50	40454	R32	CONSTRUCTION INSPECTOR	42,328
22	30	52	40454	R32	CONSTRUCTION INSPECTOR	42,328
22	30	1	40460	R34	SENIOR CONSTRUCTION INSPECTOR	65,436
<b>TOTAL COUNT</b>			<b>8</b>		<b>TOTAL SALARIES</b>	<b>341,244</b>

FUND NUMBER  
 DEPARTMENT NUMBER  
 DIVISION NUMBER

101 GENERAL FUND  
 22 ENGINEERING  
 30 CONSTRUCTION INSPECTION

PERFORMANCE MEASURES

	ACTUAL 09-10	ACTUAL 10-11	ESTIMATED 11-12	PROPOSED 12-13
<b>Workload Measures</b>				
<i>Inputs</i>				
Number of full-time equivalent employees (FTE) - project inspections	7	7	7	7
<i>Outputs</i>				
Total private development project dollars managed	\$31,000,000	\$18,000,000	\$17,000,000	\$15,000,000
Number of projects inspected	74	59	45	43
Number of private developments inspected	47	41	35	32
<b>Efficiency Measures</b>				
Number of projects and private developments inspected per FTE - project inspections	17	14	12	11



**CITY OF LAREDO, TEXAS  
SOLID WASTE SERVICES  
OPERATING FUND  
FY 2012 - 2013**

	<u>ACTUAL FY 09-10</u>	<u>ACTUAL FY 10-11</u>	<u>ORIGINAL BUDGET FY 11-12</u>	<u>AMENDED BUDGET FY 11-12</u>	<u>TOTAL ESTIMATE FY 11-12</u>	<u>PROPOSED BUDGET FY 12-13</u>
<b>OPENING BALANCE</b>	<b>\$4,368,011</b>	<b>\$6,875,192</b>	<b>\$5,182,451</b>	<b>\$8,651,048</b>	<b>\$8,651,048</b>	<b>\$9,657,172</b>
<b>REVENUES</b>						
Intergovernmental Revenue	14,206	0	0	0	0	0
Charges for Services	15,960,899	16,588,836	16,484,580	16,484,580	16,548,246	16,589,772
Rents, Royalties and Interest	151,247	74,668	67,074	67,074	70,439	62,074
Reimburse and Miscellaneous	34,655	57,687	103,985	103,985	110,918	76,669
<b>TOTAL REVENUES</b>	<b>16,161,007</b>	<b>16,721,192</b>	<b>16,655,639</b>	<b>16,655,639</b>	<b>16,729,603</b>	<b>16,728,515</b>
<b>TOTAL AVAILABLE</b>	<b>20,529,018</b>	<b>23,596,384</b>	<b>21,838,090</b>	<b>25,306,687</b>	<b>25,380,651</b>	<b>26,385,687</b>
<b>EXPENDITURES</b>						
<b>ADMINISTRATION</b>						
Personnel Services	249,008	303,142	296,826	296,826	337,461	338,061
Materials and Supplies	7,572	12,442	9,668	10,380	19,203	11,877
Contractual Services	59,366	58,292	67,266	70,258	63,994	65,486
Capital Outlay	0	0	0	40,212	23,881	0
Debt Service	324	125	0	0	0	0
<b>TOTAL ADMINISTRATION</b>	<b>316,270</b>	<b>374,001</b>	<b>373,760</b>	<b>417,676</b>	<b>444,539</b>	<b>415,424</b>
<b>BRANCH DIVISION</b>						
Personnel Services	0	32,075	321,974	321,974	326,927	342,628
Materials and Supplies	0	0	80,200	80,200	1,000	10,200
Contractual Services	0	0	43,500	43,500	42,363	6,717
<b>TOTAL BRANCH DIVISION</b>	<b>0</b>	<b>32,075</b>	<b>445,674</b>	<b>445,674</b>	<b>370,290</b>	<b>359,545</b>
<b>RECYCLING</b>						
Personnel Services	762,079	749,770	816,462	816,462	833,379	844,799
Materials and Supplies	240,966	206,408	341,045	342,406	181,369	309,358
Contractual Services	859,402	738,720	685,151	717,040	362,576	355,197
Debt Service	71,344	73,625	0	0	0	0
Intergovernmental Transfers	0	0	73,437	73,437	72,806	73,172
<b>TOTAL RECYCLING</b>	<b>1,933,791</b>	<b>1,768,522</b>	<b>1,916,095</b>	<b>1,949,345</b>	<b>1,450,130</b>	<b>1,582,526</b>

**CITY OF LAREDO, TEXAS  
SOLID WASTE SERVICES  
OPERATING FUND  
FY 2012 - 2013**

	<u>ACTUAL FY 09-10</u>	<u>ACTUAL FY 10-11</u>	<u>ORIGINAL BUDGET FY 11-12</u>	<u>AMENDED BUDGET FY 11-12</u>	<u>TOTAL ESTIMATE FY 11-12</u>	<u>PROPOSED BUDGET FY 12-13</u>
<b>SANITATION</b>						
Personnel Services	3,541,130	3,463,709	3,243,210	3,243,210	3,106,562	3,267,283
Materials and Supplies	806,676	1,163,310	1,112,103	1,130,948	1,430,788	1,274,777
Contractual Services	1,303,474	1,749,463	1,433,328	1,848,628	1,822,176	1,939,661
Other Charges	45,341	34,408	1,230,723	1,230,723	0	500,000
Capital Outlay	17,700	18,728	0	0	0	0
Debt Service	0	417,207	0	0	0	0
Intergovernmental Transfers	0	0	416,142	416,142	412,565	414,639
<b>TOTAL SANITATION</b>	<b>5,714,322</b>	<b>6,846,825</b>	<b>7,435,506</b>	<b>7,869,651</b>	<b>6,772,091</b>	<b>7,396,360</b>
<b>LANDFILL</b>						
Personnel Services	720,967	877,244	1,031,194	1,031,194	892,583	1,059,238
Materials and Supplies	450,797	435,095	670,106	857,506	613,231	654,145
Contractual Services	2,178,967	2,662,036	3,146,725	4,036,519	3,844,083	3,415,416
Other Charges	18,948	463,037	310,000	310,000	310,029	310,000
Capital Outlay	12,950	6,700	0	8,500	8,500	0
Debt Service	791,107	1,027,741	0	0	0	0
Intergovernmental Transfers	0	0	1,026,829	1,026,829	1,018,003	1,035,861
<b>TOTAL LANDFILL</b>	<b>4,173,737</b>	<b>5,471,854</b>	<b>6,184,854</b>	<b>7,270,548</b>	<b>6,686,429</b>	<b>6,474,660</b>
<b>TOTAL EXPENDITURES</b>	<b>12,138,119</b>	<b>14,493,278</b>	<b>16,355,889</b>	<b>17,952,894</b>	<b>15,723,479</b>	<b>16,228,515</b>
<b>CLOSING BALANCE</b>	<b>\$8,390,899</b>	<b>\$9,103,106</b>	<b>\$5,482,201</b>	<b>\$7,353,793</b>	<b>\$9,657,172</b>	<b>\$10,157,172</b>
<b>ADJUSTMENTS</b>						
CLOSURE AND POST CLOSURE	0	(462,989)	0	0	0	0
COMPENSATED ABSENCES	(41,166)	10,931	0	0	0	0
DISPOSITION OF ASSETS	248,988	0	0	0	0	0
PRIOR PERIOD ADJUSTMENTS	(1,723,529)	0	0	0	0	0
<b>TOTAL ADJUSTMENTS</b>	<b>(1,515,707)</b>	<b>(452,058)</b>	<b>0</b>	<b>0</b>	<b>0</b>	<b>0</b>
<b>ADJUSTED CLOSING BALANCE</b>	<b>\$6,875,192</b>	<b>\$8,651,048</b>	<b>\$5,482,201</b>	<b>\$7,353,793</b>	<b>\$9,657,172</b>	<b>\$10,157,172</b>

**City of Laredo, Texas  
Solid Waste Department  
Major Fund Changes  
FY 2012-2013**

**REVENUES**

**Total Net Change from FY2012 to FY2013**      \$    72,876      0.44%

**Major Revenue Changes**

	Variance	% Change
Garbage Collections	198,226	3.18%
Commercial Garbage Collection	47,954	6.85%
Commercial Downtown Distribution	17,829	6.44%
Landfill Collection	65,229	1.32%
Landfill Fees/City Departments	80,052	19.91%
Federal / State Mandates	72,464	21.60%
Recycling Materials	(380,484)	-98.45%
Rents, Royalties & Interest	(5,000)	-7.45%
Sale of Vehicles	(25,000)	-33.33%

**EXPENDITURES**

Personnel (due to new employees hired at above entry level rates, reclassifications, changes to benefits, etc.)	\$ 142,343
Vehicle Maintenance	201,835
Motor Fuel	78,008
Utilities	9,910
Debt Service	7,264
Inet Charges	(3,575)
Insurance	(9,168)
Other Charges	(730,581)
Minor Apparatus and Tools	(9,000)
Administrative Charges	95,590
G.F. Customer Service	90,000
<b>Total Net Change from FY 2012 to FY 2013</b>	<b>\$(127,374)</b>

**CITY OF LAREDO  
DEPARTMENT REQUESTS  
ENGINEERING - SOLID WASTE  
FY 2012-2013**

**CAPITAL OUTLAY REQUESTS**

Division	Description	Amount	Approved Yes/ No
Sanitation	<b>Automotive</b>		
	Three rear loader refuse trucks (@ \$180,000 ea.)	\$ 540,000	Yes
	Four side loader refuse trucks (@ \$265,000 ea.)	1,060,000	Yes
	One grapple truck	155,000	Yes
	One roll off truck	128,000	Yes
	Three diesel pick-up trucks (@ \$ 32,000 ea.)	96,000	Yes
Landfill	<b>Automotive</b>		
	One dozer	540,000	Yes
	<b>Landfill Cell</b>		
	Two new landfill cells (partially fund one at \$2.2MM)	6,200,000	Yes
	<b>Total</b>	<b>\$ 8,719,000</b>	

FUND NUMBER	556 SOLID WASTE
DEPARTMENT NAME	ENGINEERING
DEPARTMENT NUMBER	25 SOLID WASTE
DIVISION NUMBER	10 ADMINISTRATION

## MISSION

Solid Waste Services Department's goal is to provide excellent customer service in the most efficient manner possible.

## OBJECTIVES & PLANNED ACCOMPLISHMENTS

- Improve customer service by using the most efficient automated system at our disposal. When we provide certain services, we can use the data to track our response time.
- Improve the distribution of garbage cans for our new residential accounts and frequently inspect commercial accounts to assess the appropriate service fee.
- Continue to plan for the future with the upmost swift customer service possible in mind.

## EXPENDITURES

	ACTUAL 09-10	ACTUAL 10-11	AMENDED 11-12	ESTIMATED 11-12	PROPOSED 12-13
Personnel Services	249,009	303,142	296,826	303,138	350,281
Materials & Supplies	7,572	12,441	10,380	11,193	12,440
Contractual Services	59,366	58,291	70,258	44,418	64,494
Capital Outlay	-	-	40,212	-	-
Other Charges	324	2,196,441	-	2,196,440	2,196,440
<b>Total</b>	316,271	2,570,315	417,676	2,555,189	2,623,655

## PERSONNEL POSITION LISTING

DEPT	DIV	AUTH #	POSITION NO.	GRADE	POSITION TITLE	12-13 PROPOSED ANNUAL RATE
25	10	126	80288	R23	CUSTODIAN	23,629
25	10	8	21821	R27	SECRETARY	25,834
25	10	1	20015	R35	ADMINISTRATIVE ASSISTANT II	63,959
25	10	11	20015	R35	ADMINISTRATIVE ASSISTANT II	49,878
25	10	1	16001	R41	SOLID WASTE MANAGER	74,838
<b>TOTAL COUNT</b>			<b>5</b>		<b>TOTAL SALARIES</b>	<b>238,138</b>

FUND NUMBER	556 SOLID WASTE
DEPARTMENT NAME	ENGINEERING
DEPARTMENT NUMBER	25 SOLID WASTE
DIVISION NUMBER	10 ADMINISTRATION

PERFORMANCE MEASURES

	ACTUAL 09-10	ACTUAL 10-11	ESTIMATED 11-12	PROPOSED 12-13
<b>Workload Measures</b>				
Trash related calls per year	17,231	18,954	14,172	12,056
Recycle related calls per year	2,050	2,255	2,368	2,484
Branch pick up calls per year	2,194	4,800	4,560	6,780
Request for info. new cans / repairs/repl. lids	3,500	7,631	7,850	14,371

\*Requests for service include all calls to customer service for service or information.

FUND NUMBER	556 SOLID WASTE
DEPARTMENT NAME	ENGINEERING
DEPARTMENT NUMBER	25 SOLID WASTE
DIVISION NUMBER	14 B BRANCH

**MISSION**

The Mission of the Branch Division is to meet the expectation of our customers by servicing the City of Laredo by responding quickly and keeping the City of Laredo sparkling.

**OBJECTIVES & PLANNED ACCOMPLISHMENTS**

- The Solid Waste Service Department plan to promote educational awareness in accordance with Cit of Laredo Ordinance.
- The citizens are encouraged to participate by Calling 311 and the branch division will plan and schedule the response with equipment and man power.

**EXPENDITURES**

	ACTUAL 09-10	ACTUAL 10-11	AMENDED 11-12	ESTIMATED 11-12	PROPOSED 12-13
Personnel Services	-	-	321,974	321,974	340,498
Materials & Supplies	-	-	80,200	80,200	80,200
Contractual Services	-	-	445,674	43,500	43,500
<b>Total</b>	-	-	847,848	445,674	464,198

**PERSONNEL POSITION LISTING**

DEPT	DIV	AUTH #	POSITION NO.	GRADE	POSITION TITLE	12-13 PROPOSED ANNUAL RATE
25	14	33	70465	R27	HEAVY EQUIPMENT OPERATOR	29,390
25	14	67	70465	R27	HEAVY EQUIPMENT OPERATOR	29,557
25	14	96	70465	R27	HEAVY EQUIPMENT OPERATOR	34,798
25	14	97	70465	R27	HEAVY EQUIPMENT OPERATOR	30,597
25	14	195	70465	R27	HEAVY EQUIPMENT OPERATOR	28,163
25	14	196	70465	R27	HEAVY EQUIPMENT OPERATOR	21,070
25	14	90	71805	R32	SOLID WASTE SUPERVISOR	31,075
<b>TOTAL COUNT</b>			<b>7</b>		<b>TOTAL SALARIES</b>	<b>204,651</b>

FUND NUMBER	556 SOLID WASTE
DEPARTMENT NAME	ENGINEERING
DEPARTMENT NUMBER	25 SOLID WASTE
DIVISION NUMBER	14 B RANCH

PERFORMANCE MEASURES

	ACTUAL 09-10	ACTUAL 10-11	ESTIMATED 11-12	PROPOSED 12-13
<b>Workload Measures</b>				
<i>Inputs</i>				
Number of Grapple Crews	N/A	5	5	5
<i>Outputs</i>				
Total number of household customers	N/A	55,000	55,840	56,500
<b>Efficiency Measures</b>				
Fuel – Diesel gallons used per month	N/A	1,176	1,261	1,350
Grapples Branches Collected (Tons)	N/A	6,790	6,829	6,780



FUND NUMBER  
 DEPARTMENT NAME  
 DEPARTMENT NUMBER  
 DIVISION NUMBER

556 SOLID WASTE  
 ENGINEERING  
 25 SOLID WASTE  
 15 R RECYCLING

**MISSION**

To provide recycling services to the community, to continue to commit our efforts towards environmental actions and to educate the public about the importance of being environmental stewards.

**OBJECTIVES & PLANNED ACCOMPLISHMENTS**

- Citizens will be encouraged to participate in recycling efforts by collecting recycling items in blue bags and place the bag out for curbside collection through educational channels and other promotions.
- Reduce material contamination through the promotion of educational awareness.
- Continue with programs to educate the youth of Laredo on sound recycling practices.

**EXPENDITURES**

	<b>ACTUAL 09-10</b>	<b>ACTUAL 10-11</b>	<b>AMENDED 11-12</b>	<b>ESTIMATED 11-12</b>	<b>PROPOSED 12-13</b>
Personnel Services	762,079	749,770	816,462	749,766	843,753
Materials & Supplies	240,967	206,408	342,406	206,404	278,505
Contractual Services	859,403	738,720	717,040	738,717	685,151
Transfers Out	71,344	18,272	73,437	18,275	18,272
<b>Total</b>	1,933,793	1,713,170	1,949,345	1,713,162	1,825,681

**PERSONNEL POSITION LISTING**

<b>DEPT</b>	<b>DIV</b>	<b>AUTH #</b>	<b>POSITION NO.</b>	<b>GRADE</b>	<b>POSITION TITLE</b>	<b>12-13 PROPOSED ANNUAL RATE</b>
25	15	9	81721	R24	REFUSE COLLECTOR	26,458
25	15	23	81721	R24	REFUSE COLLECTOR	24,482
25	15	30	81721	R24	REFUSE COLLECTOR	24,752
25	15	35	81721	R24	REFUSE COLLECTOR	25,438
25	15	36	81721	R24	REFUSE COLLECTOR	22,630
25	15	38	81721	R24	REFUSE COLLECTOR	26,270
25	15	61	81721	R24	REFUSE COLLECTOR	18,574
25	15	75	81721	R24	REFUSE COLLECTOR	25,979
25	15	85	81721	R24	REFUSE COLLECTOR	22,630
25	15	12	80005	R27	HEAVY TRUCK DRIVER II	28,059
25	15	18	80005	R27	HEAVY TRUCK DRIVER II	27,206
25	15	21	80005	R27	HEAVY TRUCK DRIVER II	27,477
25	15	24	80005	R27	HEAVY TRUCK DRIVER II	26,707
25	15	25	80005	R27	HEAVY TRUCK DRIVER II	25,251

FUND NUMBER  
DEPARTMENT NAME  
DEPARTMENT NUMBER  
DIVISION NUMBER

556 SOLID WASTE  
ENGINEERING  
25 SOLID WASTE  
15 RECYCLING

PERSONNEL POSITION LISTING - CONTINUED

DEPT	DIV	AUTH #	POSITION NO.	GRADE	POSITION TITLE	12-13 PROPOSED ANNUAL RATE
25	15	26	80005	R27	HEAVY TRUCK DRIVER II	21,694
25	15	32	80005	R27	HEAVY TRUCK DRIVER II	24,128
25	15	74	80005	R27	HEAVY TRUCK DRIVER II	21,694
25	15	71	40322	R28	CUSTOMER SVC. REPRESENTATIVE	30,680
25	15	81	80006	R28	HEAVY TRUCK DRIVER III	31,637
25	15	1	41735	R36	RECYCLING PROGRAM COORDINATOR	44,283
<b>TOTAL COUNT</b>			<b>20</b>		<b>TOTAL SALARIES</b>	<b>526,032</b>

PERFORMANCE MEASURES

	ACTUAL 09-10	ACTUAL 10-11	ESTIMATED 11-12	PROPOSED 12-13
<b>Workload Measures</b>				
<i>Inputs</i>				
Number of Recycle Crews	12	8	8	8
Blue bag tonnage inbound	4,161	4,200	3,632	3,850
Total Number of households customers	55,000	55,000	55,500	56,000
<i>Outputs</i>				
Baled tonnage	2,421	2,400	2,625	2,800
Trash in blue bags	1,741	1,200	1,007	1,000
<b>Efficiency Measures</b>				
Cost per ton baled	219.11	225.00	221.62	n/a
Cost per ton collected	125.16	128.57	173.26	240.00
Fuel – diesel gallons used per month	2,550	3,800	3,285	3,400
Recycling material revenue	\$187,209	\$284,906	\$445,094	\$6,000
Cost per household per month	\$2.78	3.01	2.87	2.76
Worker’s Comp. Claim	1	4	0	N/A

FUND NUMBER	556 SOLID WASTE
DEPARTMENT NAME	ENGINEERING
DEPARTMENT NUMBER	25 SOLID WASTE
DIVISION NUMBER	50 SANITATION

## MISSION

The mission of the Sanitation Division is to utilize personnel and equipment in the most safe and efficient way in order to provide residential and commercial customers a timely, organized and economical service

## OBJECTIVES & PLANNED ACCOMPLISHMENTS

- Provide refuse collection services in the most efficient and cost effective method
- Improve the efficiency of brush collection methods throughout our city
- Use the most efficient methods to collect bulky refuse and white goods
- Respond to customer service requests quickly and efficiently

## EXPENDITURES

	ACTUAL 09-10	ACTUAL 10-11	AMENDED 11-12	ESTIMATED 11-12	PROPOSED 12-13
Personnel Services	3,541,131	3,463,709	3,243,210	3,463,706	3,206,854
Materials & Supplies	806,676	1,163,310	1,130,948	1,163,306	1,112,103
Contractual Services	1,303,474	1,749,464	1,848,628	1,749,456	1,800,919
Other Charges	45,341	137,951	1,230,723	137,951	1,265,131
Capital Outlay	17,700	-	-	-	-
Transfer Out	-	-	416,142	-	103,542
<b>Total</b>	5,714,322	6,514,434	7,869,651	6,514,419	7,488,549

## PERSONNEL POSITION LISTING

DEPT	DIV	AUTH #	POSITION NO.	GRADE	POSITION TITLE	12-13 PROPOSED ANNUAL RATE
25	50	3	81721	R24	REFUSE COLLECTOR	24,253
25	50	4	81721	R24	REFUSE COLLECTOR	18,034
25	50	5	81721	R24	REFUSE COLLECTOR	24,690
25	50	7	81721	R24	REFUSE COLLECTOR	29,682
25	50	8	81721	R24	REFUSE COLLECTOR	28,642
25	50	17	81721	R24	REFUSE COLLECTOR	23,816

FUND NUMBER  
DEPARTMENT NAME  
DEPARTMENT NUMBER  
DIVISION NUMBER

556 SOLID WASTE  
ENGINEERING  
25 SOLID WASTE  
50 SANITATION

PERSONNEL POSITION LISTING - CONTINUED

DEPT	DIV	AUTH #	POSITION NO.	GRADE	POSITION TITLE	12-13 PROPOSED ANNUAL RATE
25	50	19	81721	R24	REFUSE COLLECTOR	25,272
25	50	29	81721	R24	REFUSE COLLECTOR	18,574
25	50	33	81721	R24	REFUSE COLLECTOR	29,224
25	50	41	81721	R24	REFUSE COLLECTOR	25,522
25	50	43	81721	R24	REFUSE COLLECTOR	26,686
25	50	44	81721	R24	REFUSE COLLECTOR	27,040
25	50	50	81721	R24	REFUSE COLLECTOR	18,574
25	50	52	81721	R24	REFUSE COLLECTOR	18,949
25	50	53	81721	R24	REFUSE COLLECTOR	33,488
25	50	54	81721	R24	REFUSE COLLECTOR	25,480
25	50	56	81721	R24	REFUSE COLLECTOR	27,082
25	50	59	81721	R24	REFUSE COLLECTOR	26,499
25	50	63	81721	R24	REFUSE COLLECTOR	25,709
25	50	65	81721	R24	REFUSE COLLECTOR	24,981
25	50	66	81721	R24	REFUSE COLLECTOR	18,034
25	50	70	81721	R24	REFUSE COLLECTOR	23,088
25	50	72	81721	R24	REFUSE COLLECTOR	25,646
25	50	81	81721	R24	REFUSE COLLECTOR	24,752
25	50	84	81721	R24	REFUSE COLLECTOR	25,771
25	50	86	81721	R24	REFUSE COLLECTOR	25,771
25	50	87	81721	R24	REFUSE COLLECTOR	24,107
25	50	185	20251	R25	CLERK II	19,510
25	50	11	80005	R27	HEAVY TRUCK DRIVER II	25,085
25	50	31	80005	R27	HEAVY TRUCK DRIVER II	21,070
25	50	35	80005	R27	HEAVY TRUCK DRIVER II	21,070
25	50	50	80005	R27	HEAVY TRUCK DRIVER II	24,898
25	50	61	80005	R27	HEAVY TRUCK DRIVER II	24,190
25	50	77	80005	R27	HEAVY TRUCK DRIVER II	28,496
25	50	87	80005	R27	HEAVY TRUCK DRIVER II	21,070
25	50	89	80005	R27	HEAVY TRUCK DRIVER II	21,694

FUND NUMBER  
DEPARTMENT NAME  
DEPARTMENT NUMBER  
DIVISION NUMBER

556 SOLID WASTE  
ENGINEERING  
25 SOLID WASTE  
50 SANITATION

PERSONNEL POSITION LISTING - CONTINUED

DEPT	DIV	AUTH #	POSITION NO.	GRADE	POSITION TITLE	12-13 PROPOSED ANNUAL RATE
25	50	99	80005	R27	HEAVY TRUCK DRIVER II	21,070
25	50	68	40322	R28	CUSTOMER SVC. REPRESENTATIVE	23,629
25	50	12	80006	R28	HEAVY TRUCK DRIVER III	38,043
25	50	14	80006	R28	HEAVY TRUCK DRIVER III	23,005
25	50	15	80006	R28	HEAVY TRUCK DRIVER III	30,846
25	50	16	80006	R28	HEAVY TRUCK DRIVER III	24,315
25	50	19	80006	R28	HEAVY TRUCK DRIVER III	30,056
25	50	20	80006	R28	HEAVY TRUCK DRIVER III	32,427
25	50	21	80006	R28	HEAVY TRUCK DRIVER III	29,370
25	50	23	80006	R28	HEAVY TRUCK DRIVER III	30,805
25	50	26	80006	R28	HEAVY TRUCK DRIVER III	29,578
25	50	27	80006	R28	HEAVY TRUCK DRIVER III	32,885
25	50	28	80006	R28	HEAVY TRUCK DRIVER III	34,258
25	50	29	80006	R28	HEAVY TRUCK DRIVER III	31,658
25	50	30	80006	R28	HEAVY TRUCK DRIVER III	28,454
25	50	32	80006	R28	HEAVY TRUCK DRIVER III	33,363
25	50	34	80006	R28	HEAVY TRUCK DRIVER III	22,339
25	50	51	80006	R28	HEAVY TRUCK DRIVER III	22,339
25	50	62	80006	R28	HEAVY TRUCK DRIVER III	32,323
25	50	66	80006	R28	HEAVY TRUCK DRIVER III	34,258
25	50	67	80006	R28	HEAVY TRUCK DRIVER III	39,437
25	50	76	80006	R28	HEAVY TRUCK DRIVER III	34,549
25	50	79	80006	R28	HEAVY TRUCK DRIVER III	33,758
25	50	80	80006	R28	HEAVY TRUCK DRIVER III	32,573
25	50	81	80006	R28	HEAVY TRUCK DRIVER III	34,674
25	50	82	80006	R28	HEAVY TRUCK DRIVER III	30,451
25	50	83	80006	R28	HEAVY TRUCK DRIVER III	31,366
25	50	85	80006	R28	HEAVY TRUCK DRIVER III	30,326
25	50	89	80006	R28	HEAVY TRUCK DRIVER III	28,018
25	50	1	80003	R28	SPECIAL REFUSE COLLECTOR	26,270
25	50	29	20014	R32	ADMINISTRATIVE ASSISTANT I	52,707

FUND NUMBER	556 SOLID WASTE
DEPARTMENT NAME	ENGINEERING
DEPARTMENT NUMBER	25 SOLID WASTE
DIVISION NUMBER	50 SANITATION

PERSONNEL POSITION LISTING - CONTINUED

DEPT	DIV	AUTH #	POSITION NO.	GRADE	POSITION TITLE	12-13 PROPOSED ANNUAL RATE
25	50	2	71805	R32	SOLID WASTE SUPERVISOR	33,384
25	50	2	71805	R32	SOLID WASTE SUPERVISOR	38,376
25	50	3	71805	R32	SOLID WASTE SUPERVISOR	32,822
25	50	5	71805	R32	SOLID WASTE SUPERVISOR	28,704
25	50	1	71800	R37	SOLID WASTE SUPERINTENDENT	44,927
<b>TOTAL COUNT</b>			<b>72</b>		<b>TOTAL SALARIES</b>	<b>2,013,814</b>

PERFORMANCE MEASURES

	ACTUAL 09-10	ACTUAL 10-11	ESTIMATED 11-12	PROPOSED 12-13
<b>Workload Measures</b>				
<i>Inputs</i>				
Garbage Fee Revenue	6,122,018	6,260,972	6,228,744	6,426,970
Number of residential collection trucks	30	41	40	39
<i>Outputs</i>				
Total number of household customers	55,000	55,000	55,500	56,000
Total waste collected (in tons)	95,384	97,867	93,708	100,081
<b>Efficiency Measures</b>				
Collection cost per ton for disposal	82.64	72.90	76.10	78.41
Cost per Month – household	12.06	10.81	11.16	11.14
Pounds of waste per house per day	9.60	9.75	9.71	9.16
Fuel Gallons Diesel Used per Month	17,039	16,422	18,776	19,500
Workmen's Comp. Claims	10	9	5	0

FUND NUMBER  
 DEPARTMENT NAME  
 DEPARTMENT NUMBER  
 DIVISION NUMBER

556 SOLID WASTE  
 ENGINEERING  
 25 SOLID WASTE  
 60 LANDFILL

**MISSION**

To operate the Landfill in an environmentally responsible manner by protecting the health and environment of the citizens of Laredo.

**OBJECTIVES & PLANNED ACCOMPLISHMENTS**

To construct two (2) landfill cells which will allow the City to continue servicing its waste disposal needs.

**EXPENDITURES**

	ACTUAL 09-10	ACTUAL 10-11	AMENDED 11-12	ESTIMATED 11-12	PROPOSED 12-13
Personnel Services	720,967	877,244	1,031,194	877,241	1,053,197
Materials & Supplies	450,797	435,095	858,506	435,091	670,106
Contractual Services	2,178,970	2,662,038	4,035,519	2,662,024	2,969,278
Other Charges	18,949	463,037	310,000	463,036	462,989
Capital Outlay	12,950	-	8,500	-	-
Transfers Out	791,108	482,300	1,026,829	482,298	482,298
<b>Total</b>	<b>4,173,741</b>	<b>4,919,714</b>	<b>7,270,548</b>	<b>4,919,690</b>	<b>5,637,868</b>

**PERSONNEL POSITION LISTING**

DEPT	DIV	AUTH #	POSITION NO.	GRADE	POSITION TITLE	12-13 PROPOSED ANNUAL RATE
25	60	39	81721	R23	REFUSE COLLECTOR	18,450
25	60	24	20251	R24	CLERK II	19,115
25	60	88	82203	R24	LANDFILL SPOTTER	28,787
25	60	234	82203	R24	LANDFILL SPOTTER	25,085
25	60	10	81721	R24	REFUSE COLLECTOR	18,949
25	60	20	81721	R24	REFUSE COLLECTOR	18,574
25	60	29	81721	R24	REFUSE COLLECTOR	18,574
25	60	40	81721	R24	REFUSE COLLECTOR	18,574
25	60	64	81721	R24	REFUSE COLLECTOR	19,926
25	60	239	81721	R24	REFUSE COLLECTOR	18,574
25	60	249	81721	R24	REFUSE COLLECTOR	19,718
25	60	54	20251	R25	CLERK II	19,885
25	60	182	71803	R27	SOLID WASTE CREW LEADER	21,070
25	60	183	71803	R27	SOLID WASTE CREW LEADER	28,995
25	60	49	70003	R29	HEAVY EQUIPMENT OPERATOR II	35,485
25	60	50	70003	R29	HEAVY EQUIPMENT OPERATOR II	31,928
25	60	51	70003	R29	HEAVY EQUIPMENT OPERATOR II	23,650
25	60	39	81721	R23	REFUSE COLLECTOR	18,450

FUND NUMBER	556 SOLID WASTE
DEPARTMENT NAME	ENGINEERING
DEPARTMENT NUMBER	25 SOLID WASTE
DIVISION NUMBER	60 LANDFILL

PERSONNEL POSITION LISTING - CONTINUED

DEPT	DIV	AUTH #	POSITION NO.	GRADE	POSITION TITLE	12-13 PROPOSED ANNUAL RATE
25	60	52	70003	R29	HEAVY EQUIPMENT OPERATOR II	32,947
25	60	53	70003	R29	HEAVY EQUIPMENT OPERATOR II	27,331
25	60	106	70003	R29	HEAVY EQUIPMENT OPERATOR II	30,805
25	60	107	70003	R29	HEAVY EQUIPMENT OPERATOR II	29,910
25	60	1	71805	R32	SOLID WASTE SUPERVISOR	28,704
25	60	2	71805	R32	SOLID WASTE SUPERVISOR	28,704
25	60	1	71800	R37	SOLID WASTE SUPERINTENDENT	42,245
<b>TOTAL COUNT</b>			<b>24</b>		<b>TOTAL SALARIES</b>	<b>605,987</b>

PERFORMANCE MEASURES

	ACTUAL 09-10	ACTUAL 10-11	ESTIMATED 11-12	PROPOSED 12-13
<b>Workload Measures</b>				
<i>Inputs</i>				
Number of full-time equivalent employees	18	18	24	24
Operational Cost	6,631,007	5,932,351	3,653,310	5,637,868
No. of days in operation	308	308	308	308
<i>Outputs</i>				
Amount of incoming waste (in tons)	310,555	326,083	342,387	345,000
Number of customers at landfill	91,557	96,135	100,942	104,500
Commercial - \$30 and up	48,032	50,434	52,956	55,000
Residential - \$2.00	22,929	24,075	25,279	26,000
Residential - Free Weekends	20,196	21,206	22,266	23,200
Total tipping fees collected	4,879,937	4,699,021	5,314,829	5,488,673
<b>Efficiency Measures</b>				
Tons disposed per FTE	17,253	18,116	19,022	19,166
Tons per customer	3.41	3.39	3.39	3.31
Tipping fee per ton	15.71	15.06	15.61	15.91
Total operational cost / ton	21.35	18.19	17.77	16.34
Compaction Rate	1,296	1,296	1,296	1,296
Number of years left at landfill	11	10	9	8



**CITY OF LAREDO, TEXAS  
SOLID WASTE SERVICES  
DEBT SERVICE FUND  
FY 2012 - 2013**

	<u>ACTUAL FY 09-10</u>	<u>ACTUAL FY 10-11</u>	<u>ORIGINAL BUDGET FY 11-12</u>	<u>AMENDED BUDGET FY 11-12</u>	<u>TOTAL ESTIMATE FY 11-12</u>	<u>PROPOSED BUDGET FY 12-13</u>
<b>OPENING BALANCE</b>	\$0	\$0	\$0	\$13,534	\$13,534	\$0
<b>REVENUES</b>						
<b>SOLID WASTE DEBT SERVICE</b>						
Rents, Royalties and Interest	0	202,349	0	0	0	0
Reimburse and Miscellaneous	0	4,119	0	0	0	0
Other Financing Sources	0	3,355,458	0	0	0	0
<b>TOTAL SOLID WASTE DEBT SERVICE</b>	<b>0</b>	<b>3,561,925</b>	<b>0</b>	<b>0</b>	<b>0</b>	<b>0</b>
<b>DEBT SERVICE</b>						
Other Financing Sources	0	0	1,516,408	1,516,408	1,503,374	1,523,672
<b>TOTAL DEBT SERVICE</b>	<b>0</b>	<b>0</b>	<b>1,516,408</b>	<b>1,516,408</b>	<b>1,503,374</b>	<b>1,523,672</b>
<b>TOTAL REVENUES</b>	<b>0</b>	<b>3,561,925</b>	<b>1,516,408</b>	<b>1,516,408</b>	<b>1,503,374</b>	<b>1,523,672</b>
<b>TOTAL AVAILABLE</b>	<b>0</b>	<b>3,561,925</b>	<b>1,516,408</b>	<b>1,529,942</b>	<b>1,516,908</b>	<b>1,523,672</b>
<b>EXPENDITURES</b>						
<b>SOLID WASTE DEBT SERVICE</b>						
Debt Service	0	3,548,391	0	0	0	0
<b>TOTAL SOLID WASTE DEBT SERVICE</b>	<b>0</b>	<b>3,548,391</b>	<b>0</b>	<b>0</b>	<b>0</b>	<b>0</b>

**CITY OF LAREDO, TEXAS  
SOLID WASTE SERVICES  
DEBT SERVICE FUND  
FY 2012 - 2013**

	<u>ACTUAL FY 09-10</u>	<u>ACTUAL FY 10-11</u>	<u>ORIGINAL BUDGET FY 11-12</u>	<u>AMENDED BUDGET FY 11-12</u>	<u>TOTAL ESTIMATE FY 11-12</u>	<u>PROPOSED BUDGET FY 12-13</u>
<b>DEBT SERVICE</b>						
Debt Service	0	0	1,516,408	1,516,908	1,516,908	1,523,672
<b>TOTAL DEBT SERVICE</b>	<b>0</b>	<b>0</b>	<b>1,516,408</b>	<b>1,516,908</b>	<b>1,516,908</b>	<b>1,523,672</b>
<b>TOTAL EXPENDITURES</b>	<b>0</b>	<b>3,548,391</b>	<b>1,516,408</b>	<b>1,516,908</b>	<b>1,516,908</b>	<b>1,523,672</b>
<b>CLOSING BALANCE</b>	<b>\$0</b>	<b>\$13,534</b>	<b>\$0</b>	<b>\$13,034</b>	<b>\$0</b>	<b>\$0</b>



**CITY OF LAREDO, TEXAS  
FLEET MANAGEMENT  
OPERATING FUND  
FY 2012 - 2013**

	<u>ACTUAL FY 09-10</u>	<u>ACTUAL FY 10-11</u>	<u>ORIGINAL BUDGET FY 11-12</u>	<u>AMENDED BUDGET FY 11-12</u>	<u>TOTAL ESTIMATE FY 11-12</u>	<u>PROPOSED BUDGET FY 12-13</u>
<b>OPENING BALANCE</b>	<b>\$1,398,019</b>	<b>\$1,415,912</b>	<b>\$814,440</b>	<b>\$1,365,803</b>	<b>\$1,365,803</b>	<b>\$1,217,057</b>
<b>REVENUES</b>						
Charges for Services	8,402,212	9,893,545	11,260,877	11,260,877	10,288,903	12,073,269
Rents, Royalties and Interest	8,348	5,142	3,000	3,000	4,589	3,400
Reimburse and Miscellaneous	102,549	209,752	225,000	225,000	54,665	225,000
<b>TOTAL REVENUES</b>	<b>8,513,109</b>	<b>10,108,439</b>	<b>11,488,877</b>	<b>11,488,877</b>	<b>10,348,157</b>	<b>12,301,669</b>
<b>TOTAL AVAILABLE</b>	<b>9,911,128</b>	<b>11,524,351</b>	<b>12,303,317</b>	<b>12,854,680</b>	<b>11,713,960</b>	<b>13,518,726</b>
<b>EXPENDITURES</b>						
<b>MAINTENANCE SHOP</b>						
Personnel Services	1,998,292	2,068,649	2,201,521	2,167,521	1,877,667	2,347,193
Materials and Supplies	85,655	79,906	109,696	132,467	107,607	124,889
Contractual Services	6,331,760	7,399,998	9,282,488	9,434,517	8,201,629	9,607,220
Other Charges	0	97	225,000	150,000	110,000	315,000
Capital Outlay	64,808	128,254	0	0	0	225,000
Intergovernmental Transfers	0	457,591	200,000	200,000	200,000	750,000
<b>TOTAL MAINTENANCE SHOP</b>	<b>8,480,515</b>	<b>10,134,495</b>	<b>12,018,705</b>	<b>12,084,505</b>	<b>10,496,903</b>	<b>13,369,302</b>
<b>TOTAL EXPENDITURES</b>	<b>8,480,515</b>	<b>10,134,495</b>	<b>12,018,705</b>	<b>12,084,505</b>	<b>10,496,903</b>	<b>13,369,302</b>
<b>CLOSING BALANCE</b>	<b>\$1,430,613</b>	<b>\$1,389,856</b>	<b>\$284,612</b>	<b>\$770,175</b>	<b>\$1,217,057</b>	<b>\$149,424</b>
<b>ADJUSTMENTS</b>						
COMPENSATED ABSENCES	(14,701)	(24,053)	0	0	0	0
<b>TOTAL ADJUSTMENTS</b>	<b>(14,701)</b>	<b>(24,053)</b>	<b>0</b>	<b>0</b>	<b>0</b>	<b>0</b>
<b>ADJUSTED CLOSING BALANCE</b>	<b>\$1,415,912</b>	<b>\$1,365,803</b>	<b>\$284,612</b>	<b>\$770,175</b>	<b>\$1,217,057</b>	<b>\$149,424</b>



**CITY OF LAREDO  
DEPARTMENT REQUESTS  
ENGINEERING - FLEET MANAGEMENT  
FY 2012-2013**

**CAPITAL OUTLAY REQUESTS**

<b>Division</b>	<b>Description</b>	<b>Amount</b>	<b>Approved Yes/ No</b>
Maintenance	<b>Automotive</b> One heavy duty wrecker to handle heavy trucks	\$ 225,000	Yes
	<b>Total</b>	<b>\$ 225,000</b>	

FUND NUMBER  
 DEPARTMENT NAME  
 DEPARTMENT NUMBER  
 DIVISION NUMBER

593 FLEET MANAGEMENT  
 ENGINEERING  
 28 FLEET MANAGEMENT  
 10 MAINTENANCE

**MISSION**

Fleet’s mission is to remain within the budget and run a safe and efficient fleet for all city depts.

**OBJECTIVES & PLANNED ACCOMPLISHMENTS**

- Educate staff and maintain updates of new engines and technologies.
- To properly budget and maintain line items for all necessary repairs on city units.
- To provide a superior database in order to make clear and concise decisions on equipment purchases and on the decision to keep or dispose of existing equipment.
- To have sound internal controls in order to safeguard all equipment purchases.

**EXPENDITURES**

	ACTUAL 09-10	ACTUAL 10-11	AMENDED 11-12	ESTIMATED 11-12	PROPOSED 12-13
Personnel Services	1,998,292	2,068,650	2,167,521	1,877,667	2,347,193
Materials & Supplies	85,655	79,906	132,467	107,607	124,889
Contractual Services	6,331,760	7,399,999	9,434,517	8,201,629	9,607,220
Other Charges	-	97	150,000	110,000	315,000
Capital Outlay	64,808	128,254	-	-	225,000
Transfers Out	-	457,591	200,000	200,000	750,000
<b>Total</b>	<b>8,480,515</b>	<b>10,134,497</b>	<b>12,084,505</b>	<b>10,496,903</b>	<b>13,369,302</b>

**PERSONNEL POSITION LISTING**

DEPT	DIV	AUTH #	POSITION NO.	GRADE	POSITION TITLE	12-13 PROPOSED ANNUAL RATE
28	10	45	80288	R23	CUSTODIAN	17,181
28	10	5	22201	R25	WAREHOUSE CLERK	23,982
28	10	6	22201	R25	WAREHOUSE CLERK	25,230
28	10	7	22201	R25	WAREHOUSE CLERK	30,618
28	10	104	20018	R27	ADMINISTRATIVE SECRETARY	22,131
28	10	102	20013	R27	CLERK III	25,293
28	10	1	80001	R27	PREVENTIVE MAINT. SVC. WORKER	29,078
28	10	2	80001	R27	PREVENTIVE MAINT. SVC. WORKER	23,026
28	10	2	80001	R27	PREVENTIVE MAINT. SVC. WORKER	21,070
28	10	3	80001	R27	PREVENTIVE MAINT. SVC. WORKER	21,070
28	10	4	80001	R27	PREVENTIVE MAINT. SVC. WORKER	26,354
28	10	5	80001	R27	PREVENTIVE MAINT. SVC. WORKER	29,078
28	10	6	80001	R27	PREVENTIVE MAINT. SVC. WORKER	25,126

FUND NUMBER  
DEPARTMENT NAME  
DEPARTMENT NUMBER  
DIVISION NUMBER

593 FLEET MANAGEMENT  
ENGINEERING  
28 FLEET MANAGEMENT  
10 MAINTENANCE

PERSONNEL POSITION LISTING – CONTINUED

DEPT	DIV	AUTH #	POSITION NO.	GRADE	POSITION TITLE	12-13 PROPOSED ANNUAL RATE
28	10	7	80001	R27	PREVENTIVE MAINT. SVC. WORKER	23,878
28	10	8	80001	R27	PREVENTIVE MAINT. SVC. WORKER	27,477
28	10	112	80001	R27	PREVENTIVE MAINT. SVC. WORKER	21,070
28	10	1	72221	R28	WELDER	27,144
28	10	4	72221	R28	WELDER	26,083
28	10	1	70004	R29	AUTOMOTIVE MECHANIC I	31,304
28	10	2	70004	R29	AUTOMOTIVE MECHANIC I	30,098
28	10	3	70004	R29	AUTOMOTIVE MECHANIC I	31,533
28	10	4	70004	R29	AUTOMOTIVE MECHANIC I	35,589
28	10	5	70004	R29	AUTOMOTIVE MECHANIC I	47,278
28	10	6	70004	R29	AUTOMOTIVE MECHANIC I	45,552
28	10	7	70004	R29	AUTOMOTIVE MECHANIC I	28,974
28	10	8	70004	R29	AUTOMOTIVE MECHANIC I	31,928
28	10	10	70004	R29	AUTOMOTIVE MECHANIC I	35,027
28	10	11	70004	R29	AUTOMOTIVE MECHANIC I	33,842
28	10	113	70004	R29	AUTOMOTIVE MECHANIC I	23,650
28	10	1	71501	R29	PAINT & BODY SHOP SPECIALIST	23,650
28	10	4	72202	R29	WAREHOUSE SUPERVISOR	34,778
28	10	2	70089	R32	AUTOMOTIVE MECHANIC SUPERVISOR	51,002
28	10	3	71808	R32	DIESEL MECHANIC I	30,160
28	10	4	71808	R32	DIESEL MECHANIC I	31,075
28	10	5	71808	R32	DIESEL MECHANIC I	30,160
28	10	8	71808	R32	DIESEL MECHANIC I	31,075
28	10	9	71808	R32	DIESEL MECHANIC I	31,075
28	10	107	71808	R32	DIESEL MECHANIC I	31,075
28	10	1	72223	R34	DIESEL MECHANIC II	49,400
28	10	6	72223	R34	DIESEL MECHANIC II	61,734
28	10	7	72223	R34	DIESEL MECHANIC II	63,835
28	10	1	70001	R34	HEAVY EQUIPMENT MECHANIC SUPVR	39,333
28	10	5	70001	R34	HEAVY EQUIPMENT MECHANIC SUPVR	43,763
28	10	4	11200	R37	FLEET MAINTENANCE SUPDT	54,392
28	10	111	16014	R41	FLEET GENERAL MANAGER	72,883
<b>TOTAL COUNT</b>			<b>45</b>		<b>TOTAL SALARIES</b>	<b>1,499,056</b>



FUND NUMBER

593 FLEET MANAGEMENT

DEPARTMENT NAME

ENGINEERING

DEPARTMENT NUMBER

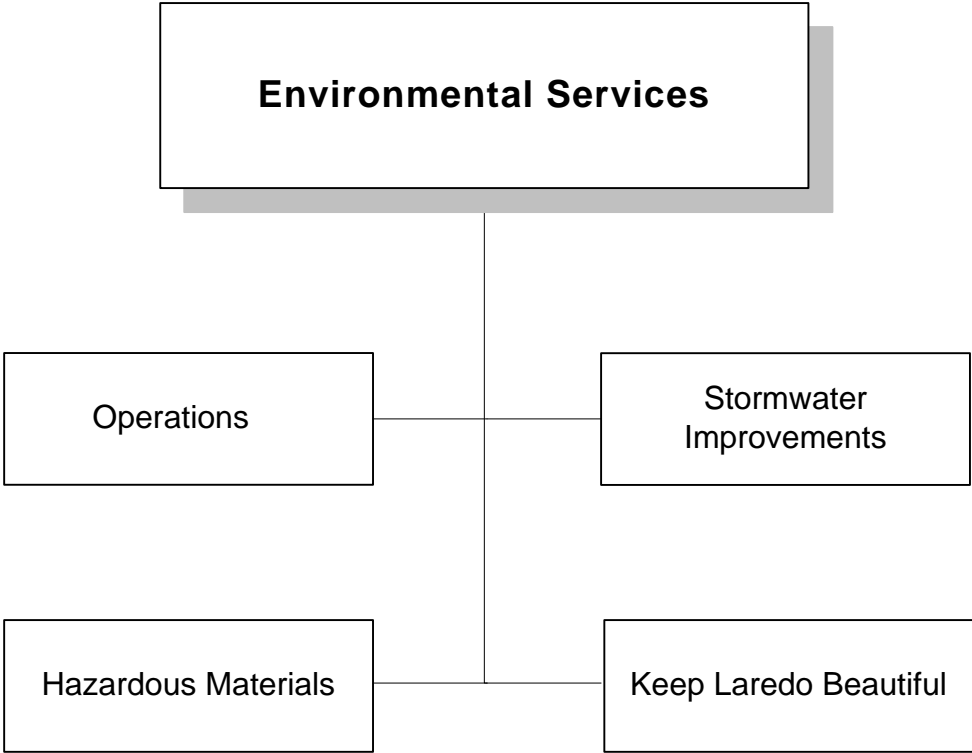
28 FLEET MANAGEMENT

DIVISION NUMBER

10 MAINTENANCE

PERFORMANCE MEASURES

	ACTUAL 09-10	ACTUAL 10-11	ESTIMATED 11-12	PROPOSED 12-13
<b>Workload Measures</b>				
<i>Inputs</i>				
Number of full-time equivalent employees	44	45	45	45
<i>Outputs</i>				
Number of units serviced	1,405	1,405	1,410	1,415
Number of jobs completed	38,241	41,326	39,125	39,990
Total mechanic hours billed	32,690	35,327	33,256	34,151
<b>Efficiency Measures</b>				
Number of jobs completed per FTE	1,275	1,378	1,305	1,333
Cost per mechanic hour billed	56.92	66.29	70.55	75.46



**CITY OF LAREDO, TEXAS  
ENVIRONMENTAL SERVICES  
OPERATING FUND  
FY 2012 - 2013**

	<u>ACTUAL FY 09-10</u>	<u>ACTUAL FY 10-11</u>	<u>ORIGINAL BUDGET FY 11-12</u>	<u>AMENDED BUDGET FY 11-12</u>	<u>TOTAL ESTIMATE FY 11-12</u>	<u>PROPOSED BUDGET FY 12-13</u>
<b>OPENING BALANCE</b>	<b>\$2,097,072</b>	<b>\$2,537,761</b>	<b>\$2,394,192</b>	<b>\$2,815,142</b>	<b>\$2,815,142</b>	<b>\$2,930,025</b>
<b>REVENUES</b>						
Intergovernmental Revenue	70,615	560,007	84,000	4,884,978	4,854,978	54,000
Charges for Services	3,726,467	3,791,379	3,749,100	3,749,100	3,795,000	3,795,000
Rents, Royalties and Interest	18,053	9,142	8,600	8,600	15,000	10,000
Reimburse and Miscellaneous	2,042	1,749	50,000	50,000	51,089	2,000
Other Financing Sources	141,110	121,113	69,724	69,724	69,724	34,903
<b>HAZARDOUS MATERIALS</b>						
Licenses and Permits	0	0	0	0	0	291,000
Rents, Royalties and Interest	0	0	0	0	0	100
<b>TOTAL HAZARDOUS MATERIALS</b>	<b>0</b>	<b>0</b>	<b>0</b>	<b>0</b>	<b>0</b>	<b>291,100</b>
<b>DEPT OF ENERGY</b>						
Intergovernmental Revenue	231,862	1,667,002	0	2,083,600	2,083,600	0
Rents, Royalties and Interest	0	2,133	0	0	0	0
Reimburse and Miscellaneous	0	5,634	0	0	0	0
<b>TOTAL DEPT OF ENERGY</b>	<b>231,862</b>	<b>1,674,769</b>	<b>0</b>	<b>2,083,600</b>	<b>2,083,600</b>	<b>0</b>
<b>TOTAL REVENUES</b>	<b>4,190,149</b>	<b>6,158,158</b>	<b>3,961,424</b>	<b>10,846,002</b>	<b>10,869,391</b>	<b>4,187,003</b>
<b>TOTAL AVAILABLE</b>	<b>6,287,221</b>	<b>8,695,919</b>	<b>6,355,616</b>	<b>13,661,144</b>	<b>13,684,533</b>	<b>7,117,028</b>
<b>EXPENDITURES</b>						
<b>ADMINISTRATION</b>						
Personnel Services	238,893	247,528	249,913	249,913	256,531	261,924
Materials and Supplies	0	52	0	0	0	0
Contractual Services	18,575	66,282	69,689	75,489	67,389	70,065
Other Charges	24,751	23,551	133,931	122,608	0	150,000
<b>TOTAL ADMINISTRATION</b>	<b>282,219</b>	<b>337,413</b>	<b>453,533</b>	<b>448,010</b>	<b>323,920</b>	<b>481,989</b>

**CITY OF LAREDO, TEXAS  
ENVIRONMENTAL SERVICES  
OPERATING FUND  
FY 2012 - 2013**

	<u>ACTUAL FY 09-10</u>	<u>ACTUAL FY 10-11</u>	<u>ORIGINAL BUDGET FY 11-12</u>	<u>AMENDED BUDGET FY 11-12</u>	<u>TOTAL ESTIMATE FY 11-12</u>	<u>PROPOSED BUDGET FY 12-13</u>
<b>ENERGY EFFICIENCY REBATES</b>						
Materials and Supplies	0	0	0	5,000	5,000	0
Contractual Services	0	0	0	6,323	6,323	0
<b>TOTAL ENERGY EFFICIENCY REBATES</b>	<b>0</b>	<b>0</b>	<b>0</b>	<b>11,323</b>	<b>11,323</b>	<b>0</b>
<b>CREEK CLEANING</b>						
Personnel Services	670,544	715,800	922,535	864,869	797,059	950,379
Materials and Supplies	136,889	133,353	205,884	206,007	144,013	180,550
Contractual Services	437,952	400,265	204,290	336,380	345,548	197,165
<b>TOTAL CREEK CLEANING</b>	<b>1,245,385</b>	<b>1,249,418</b>	<b>1,332,709</b>	<b>1,407,256</b>	<b>1,286,620</b>	<b>1,328,094</b>
<b>STORMWATER</b>						
Personnel Services	575,246	575,377	739,281	739,281	635,571	771,856
Materials and Supplies	60,866	53,078	71,722	75,882	50,722	72,699
Contractual Services	1,066,578	1,199,685	1,269,328	1,482,603	1,409,192	1,650,491
Other Charges	16,530	0	0	0	0	100,000
Capital Outlay	115,670	101,233	165,000	150,020	42,108	165,000
Intergovernmental Transfers	91,969	99,047	100,000	100,000	85,877	100,000
<b>TOTAL STORMWATER</b>	<b>1,926,859</b>	<b>2,028,421</b>	<b>2,345,331</b>	<b>2,547,786</b>	<b>2,223,470</b>	<b>2,860,046</b>
<b>BROWNFIELDS ASSESSMENT</b>						
Contractual Services	2,095	0	0	0	0	0
<b>TOTAL BROWNFIELDS ASSESSMENT</b>	<b>2,095</b>	<b>0</b>	<b>0</b>	<b>0</b>	<b>0</b>	<b>0</b>
<b>STATE ENERGY CONSERVATION</b>						
Capital Outlay	0	225,000	0	0	0	0
<b>TOTAL STATE ENERGY CONSERVATION</b>	<b>0</b>	<b>225,000</b>	<b>0</b>	<b>0</b>	<b>0</b>	<b>0</b>
<b>EPA-BORDER 2012 VIDEO</b>						
Contractual Services	12,500	0	0	0	0	0
<b>TOTAL EPA-BORDER 2012 VIDEO</b>	<b>12,500</b>	<b>0</b>	<b>0</b>	<b>0</b>	<b>0</b>	<b>0</b>

**CITY OF LAREDO, TEXAS  
ENVIRONMENTAL SERVICES  
OPERATING FUND  
FY 2012 - 2013**

	<u>ACTUAL FY 09-10</u>	<u>ACTUAL FY 10-11</u>	<u>ORIGINAL BUDGET FY 11-12</u>	<u>AMENDED BUDGET FY 11-12</u>	<u>TOTAL ESTIMATE FY 11-12</u>	<u>PROPOSED BUDGET FY 12-13</u>
<b>STDC-RGNL SOLID WASTE MGT</b>						
Materials and Supplies	0	0	15,000	15,000	0	0
Contractual Services	0	0	15,000	15,000	0	0
<b>TOTAL STDC-RGNL SOLID WASTE MGT</b>	<b>0</b>	<b>0</b>	<b>30,000</b>	<b>30,000</b>	<b>0</b>	<b>0</b>
<b>HAZARDOUS MATERIALS</b>						
Personnel Services	0	0	0	0	0	186,261
Materials and Supplies	0	0	0	0	0	10,599
Contractual Services	0	0	0	0	0	21,742
<b>TOTAL HAZARDOUS MATERIALS</b>	<b>0</b>	<b>0</b>	<b>0</b>	<b>0</b>	<b>0</b>	<b>218,602</b>
<b>EDA-RIVER VEGA PROJECT</b>						
Capital Outlay	0	179,331	0	820,668	820,668	0
<b>TOTAL EDA-RIVER VEGA PROJECT</b>	<b>0</b>	<b>179,331</b>	<b>0</b>	<b>820,668</b>	<b>820,668</b>	<b>0</b>
<b>TWDB-FLOOD PROT. PLANNING</b>						
Contractual Services	4,925	0	0	0	0	0
<b>TOTAL TWDB-FLOOD PROT. PLANNING</b>	<b>4,925</b>	<b>0</b>	<b>0</b>	<b>0</b>	<b>0</b>	<b>0</b>
<b>DEPT OF ENERGY</b>						
Personnel Services	0	30,058	0	50,000	34,257	0
Materials and Supplies	0	0	0	74,292	74,292	0
Contractual Services	29,093	122,116	0	144,057	141,997	0
Capital Outlay	202,769	1,514,828	0	1,815,251	1,815,251	0
<b>TOTAL DEPT OF ENERGY</b>	<b>231,862</b>	<b>1,667,002</b>	<b>0</b>	<b>2,083,600</b>	<b>2,065,797</b>	<b>0</b>
<b>HMGP GRANT-CANAL DRAINAGE</b>						
Capital Outlay	0	151,342	0	3,616,764	3,616,764	0
<b>TOTAL HMGP GRANT-CANAL DRAINAGE</b>	<b>0</b>	<b>151,342</b>	<b>0</b>	<b>3,616,764</b>	<b>3,616,764</b>	<b>0</b>

**CITY OF LAREDO, TEXAS  
ENVIRONMENTAL SERVICES  
OPERATING FUND  
FY 2012 - 2013**

	<u>ACTUAL FY 09-10</u>	<u>ACTUAL FY 10-11</u>	<u>ORIGINAL BUDGET FY 11-12</u>	<u>AMENDED BUDGET FY 11-12</u>	<u>TOTAL ESTIMATE FY 11-12</u>	<u>PROPOSED BUDGET FY 12-13</u>
<b>BECC COLONIAS WASTE COLL</b>						
Personnel Services	0	0	0	3,000	0	0
Materials and Supplies	0	0	0	2,000	2,000	0
Contractual Services	0	0	0	40,000	40,000	0
<b>TOTAL BECC COLONIAS WASTE COLL</b>	<b>0</b>	<b>0</b>	<b>0</b>	<b>45,000</b>	<b>42,000</b>	<b>0</b>
<b>TXDOT-MANADAS CRK HIKE/BK</b>						
Capital Outlay	0	0	0	318,546	318,546	0
<b>TOTAL TXDOT-MANADAS CRK HIKE/BK</b>	<b>0</b>	<b>0</b>	<b>0</b>	<b>318,546</b>	<b>318,546</b>	<b>0</b>
<b>NON CDBG CODE ENFORCEMENT</b>						
Personnel Services	42,478	42,571	43,722	43,722	44,341	45,909
Materials and Supplies	639	279	639	639	511	639
Contractual Services	496	0	608	608	548	60
<b>TOTAL NON CDBG CODE ENFORCEMENT</b>	<b>43,613</b>	<b>42,850</b>	<b>44,969</b>	<b>44,969</b>	<b>45,400</b>	<b>46,608</b>
<b>TOTAL EXPENDITURES</b>	<b>3,749,460</b>	<b>5,880,777</b>	<b>4,206,542</b>	<b>11,373,922</b>	<b>10,754,508</b>	<b>4,935,339</b>
<b>CLOSING BALANCE</b>	<b>\$2,537,761</b>	<b>\$2,815,142</b>	<b>\$2,149,074</b>	<b>\$2,287,222</b>	<b>\$2,930,025</b>	<b>\$2,181,689</b>

**City of Laredo, Texas  
Environmental Services Department  
Major Fund Changes  
FY 2012-2013**

**REVENUES**

**Total Net Change from FY2012 to FY2013**           \$ 225,579      5.69%

<u>Major Revenue Changes</u>	<u>Variance</u>	<u>% Change</u>
Hazardous Materials	291,000	100.00%
STDC-RGNL Solid Waste Mgmt.	(30,000)	-100.00%
Charges for Services	45,900	1.22%
Interest Earnings	1,400	16.28%
Contributions	(50,000)	-100.00%
Transfer from Hazardous Materials	(34,821)	-49.94%

**EXPENDITURES**

Personnel (due to new employees hired at above entry level rates, reclassifications, changes to benefits, etc.)	\$ 74,617
Hazardous Materials division moving to Environmental Services	186,261
Vehicle Maintenance	(22,376)
Motor fuel	(15,752)
Inet Charges	7,250
Insurance	(257)
Administrative Charges	130,568
800 MHz Radio System	48
G. F. Customer Service	90,000
Creek/Brush Cleaning Fees	139,501
Other Charges (Reserve Appropriations)	116,069
Waste Material Disposal	5,915
Advertising	16,953
	<hr/>
<b>Total Net Change from FY2012 to FY2013</b>	<b><u><u>\$ 728,797</u></u></b>

**CITY OF LAREDO  
DEPARTMENT REQUESTS  
ENVIRONMENTAL SERVICES  
FY 2012-2013**

**CAPITAL OUTLAY REQUESTS**

<b>Division</b>	<b>Description</b>	<b>Amount</b>	<b>Approved Yes/ No</b>
Stormwater	<p style="text-align: center;"><b>Automotive</b></p> Replace 2002 Ford 250 with 107,000 miles and 1998 Ford F150 with over 100,000 miles	\$ 40,000	Yes
	<p style="text-align: center;"><b>Improvements Other Than Buildings</b></p> Replace fence around the creek/pond/easement	25,000	Yes
	<p style="text-align: center;"><b>Storm Drain</b></p> To repair storm drain by Public Works	100,000	Yes
	<b>Total</b>	<b>\$ 165,000</b>	



FUND NUMBER	249 ENVIRONMENTAL SERVICES
DEPARTMENT NUMBER	38 ENVIRONMENTAL SERVICES
DIVISION NUMBER	10 ADMINISTRATION

MISSION

- To provide a better quality of life by promoting a clean, health and safe environment through information, education, and enforcement, in order to ensure compliance with the federal, state and local environmental laws.
- To protect the natural resources from environmental degradation for the citizens of Laredo.

OBJECTIVES & PLANNED ACCOMPLISHMENTS

To provide administrative support for the Hazmat and Storm Water Divisions.

EXPENDITURES (3810)

	ACTUAL 09-10	ACTUAL 10-11	AMENDED 11-12	ESTIMATED 11-12	PROPOSED 12-13
Personnel Services	238,893	247,528	249,913	256,531	261,924
Materials & Supplies	-	52	-	-	-
Contractual Services	18,575	66,282	75,489	67,389	70,065
Other	24,751	23,551	122,608	-	150,000
<b>Total</b>	<b>282,219</b>	<b>337,413</b>	<b>448,010</b>	<b>323,920</b>	<b>481,989</b>

PERSONNEL POSITION LISTING

DEPT	DIV	AUTH #	POSITION NO.	GRADE	POSITION TITLE	12-13 PROPOSED ANNUAL RATE
38	10	84	20013	R27	CLERK III	30,264
38	10	56	20018	R29	ADMINISTRATIVE SECRETARY	39,062
38	10	1	15017	R43	ENVIRONMENTAL SERVICES DIR.	119,539
<b>TOTAL COUNT</b>			<b>3</b>		<b>TOTAL SALARIES</b>	<b>188,865</b>

FUND NUMBER	249 ENVIRONMENTAL SERVICES
DEPARTMENT NUMBER	38 ENVIRONMENTAL SERVICES
DIVISION NUMBER	40 STORMWATER

**MISSION**

- To provide a better quality of life by promoting a clean, health and safe environment through information, education, and enforcement, in order to ensure compliance with the federal, state and local environmental laws.
- To protect the natural resources from environmental degradation for the citizens of Laredo.

**OBJECTIVES & PLANNED ACCOMPLISHMENTS**

- Continue providing aggressive environmental education programs through partnerships and train-the-trainer techniques.
- Continue providing the aggressive storm sewer cleaning program.

**EXPENDITURES (3840)**

	ACTUAL 09-10	ACTUAL 10-11	AMENDED 11-12	ESTIMATED 11-12	PROPOSED 12-13
Personnel Services	575,246	575,377	739,281	635,571	771,856
Material & Supplies	60,866	53,078	75,882	50,722	72,699
Contractual Services	1,066,578	1,199,685	1,482,603	1,409,192	1,650,491
Other Charges	16,530	-	-	-	100,000
Capital Outlay	115,670	101,233	150,020	42,108	165,000
Intergov. Transfer.	91,969	99,047	100,000	85,877	100,000
<b>Total</b>	<b>1,926,859</b>	<b>2,028,421</b>	<b>2,547,786</b>	<b>2,223,470</b>	<b>2,860,046</b>

**PERSONNEL POSITION LISTING**

DEPT	DIV	AUTH #	POSITION NO.	GRADE	POSITION TITLE	12-13 PROPOSED ANNUAL RATE
38	40	86	81101	R23	LABORER	17,181
38	40	244	81101	R23	LABORER	22,589
38	40	8	40459	R29	ENVIRONMENTAL TECHNICIAN	30,618
38	40	9	40459	R29	ENVIRONMENTAL TECHNICIAN	25,979
38	40	1	70003	R29	HEAVY EQUIPMENT OPERATOR II	30,908
38	40	246	70003	R29	HEAVY EQUIPMENT OPERATOR II	27,331
38	40	1	40203	R32	ENVIRONMENTAL ENFORCEMENT INV.	34,777
38	40	4	40203	R32	ENVIRONMENTAL ENFORCEMENT INV.	41,807
38	40	2	40010	R32	ENVIRONMENTAL TECHNICIAN II	40,227
38	40	247	40541	R33	PROGRAM COORDINATOR	30,118
38	40	4	40002	R35	ENVIRONMENTAL SPECIALIST	59,883
38	40	2	35027	R38	ENGINEERING ASSOCIATE I	62,671
38	40	2	15049	R41	ASS'T. ENVIRONMENTAL SVCS.DIR.	81,889
<b>TOTAL COUNT</b>			<b>13</b>		<b>TOTAL SALARIES</b>	<b>505,978</b>

FUND NUMBER  
DEPARTMENT NUMBER  
DIVISION NUMBER

249 ENVIRONMENTAL SERVICES  
38 ENVIRONMENTAL SERVICES  
40 STORMWATER

PERFORMANCE MEASURES

	ACTUAL 09-10	ACTUAL 10-11	ESTIMATED 11-12	PROPOSED 12-13
<b>Workload Measures</b>				
<i>Inputs</i>				
Number of full-time equivalent employees (FTE)	12	13	13	13
<i>Outputs</i>				
Number of pollution prevention plans approved and inspected	N/A	N/A	N/A	N/A
Number of environmental complaints investigated	1,800	1,825	1,825	1,825
Number of storm sewer outfall inspections	140	140	140	140
Pounds of household hazardous waste collected	62,288	65,000	65,000	65,000
Number of industrial storm water inspections	45	45	45	45
Number of environmental educational trainings	70	70	70	70
<b>Efficiency Measures</b>				
Number of pollution prevention plans approved per FTE	N/A	N/A	N/A	N/A
Number of environmental complaints investigated per FTE	130.5	140.38	140.38	140.38
Number of storm sewer outfall inspections completed per FTE	10	10.77	10.77	10.77
Number of education trainings per FTE	5	5.38	5.38	5.38
<b>Effectiveness Measures</b>				
LF of Storm Sewer Lines Cleaned	22,000	22,000	44,000	44,000
% of outfall flowing during dry weather	4	4	4	4

FUND NUMBER	249 ENVIRONMENTAL SERVICES
DEPARTMENT NUMBER	38 ENVIRONMENTAL SERVICES
DIVISION NUMBER	60 HAZARDOUS MATERIALS

**MISSION**

To educate the regulated community as to the requirements for storing and transporting Hazardous Materials in Laredo and to develop a surveillance and enforcement program which penalizes violators of the City of Laredo's Hazardous Materials Ordinance.

**OBJECTIVES & PLANNED ACCOMPLISHMENTS**

- Provide assistance on commercial hazardous waste disposal.
- Provide biannual inspection to each permittee.

**EXPENDITURES (3860) \***

	ACTUAL 09-10	ACTUAL 10-11	AMENDED 11-12	ESTIMATED 11-12	PROPOSED 12-13
Personnel Services	-	-	-	-	186,261
Material & Supplies	-	-	-	-	10,599
Contractual Services	-	-	-	-	21,742
<b>Total</b>	-	-	-	-	<b>218,602</b>

\* This balances of fund #253 - Hazardous Materials were transferred over as a separate division under the Environmental Services fund.

**PERSONNEL POSITION LISTING**

DEPT	DIV	AUTH #	POSITIO N NO.	GRAD E	POSITION TITLE	12-13 PROPOSED ANNUAL RATE
38	60	5	40203	R32	ENVIRONMENTAL ENFORCEMENT INV.	34,819
38	60	6	40203	R32	ENVIRONMENTAL ENFORCEMENT INV.	31,740
38	60	2	40002	R35	ENVIRONMENTAL SPECIALIST	48,360
<b>TOTAL COUNT</b>			<b>3</b>		<b>TOTAL SALARIES</b>	<b>114,919</b>

**CITY OF LAREDO, TEXAS  
STORMWATER IMPROVEMENT  
OPERATING FUND  
FY 2012 - 2013**

	<u>ACTUAL FY 09-10</u>	<u>ACTUAL FY 10-11</u>	<u>ORIGINAL BUDGET FY 11-12</u>	<u>AMENDED BUDGET FY 11-12</u>	<u>TOTAL ESTIMATE FY 11-12</u>	<u>PROPOSED BUDGET FY 12-13</u>
<b>OPENING BALANCE</b>	<b>\$774,944</b>	<b>\$1,003,244</b>	<b>\$701,604</b>	<b>\$1,288,091</b>	<b>\$1,288,091</b>	<b>\$492,235</b>
<b>REVENUES</b>						
<b>STORM WATER IMPROVEMENTS</b>						
Charges for Services	2,326,142	2,361,756	2,333,100	2,333,100	2,391,741	2,333,100
Rents, Royalties and Interest	7,216	9,189	7,500	7,500	7,500	7,500
<b>TOTAL STORM WATER IMPROVEMENTS</b>	<b>2,333,358</b>	<b>2,370,944</b>	<b>2,340,600</b>	<b>2,340,600</b>	<b>2,399,241</b>	<b>2,340,600</b>
<b>TOTAL REVENUES</b>	<b>2,333,358</b>	<b>2,370,944</b>	<b>2,340,600</b>	<b>2,340,600</b>	<b>2,399,241</b>	<b>2,340,600</b>
<b>TOTAL AVAILABLE</b>	<b>3,108,302</b>	<b>3,374,188</b>	<b>3,042,204</b>	<b>3,628,691</b>	<b>3,687,332</b>	<b>2,832,835</b>
<b>EXPENDITURES</b>						
<b>STORM WATER IMPROVEMENTS</b>						
Contractual Services	160,000	0	0	0	0	0
Other Charges	0	0	1,041,097	797,197	0	380,582
Capital Outlay	43,988	128,432	0	693,990	693,990	0
Intergovernmental Transfers	1,901,070	1,957,665	2,001,107	2,001,107	2,501,107	2,452,253
<b>TOTAL STORM WATER IMPROVEMENTS</b>	<b>2,105,058</b>	<b>2,086,097</b>	<b>3,042,204</b>	<b>3,492,294</b>	<b>3,195,097</b>	<b>2,832,835</b>
<b>TOTAL EXPENDITURES</b>	<b>2,105,058</b>	<b>2,086,097</b>	<b>3,042,204</b>	<b>3,492,294</b>	<b>3,195,097</b>	<b>2,832,835</b>
<b>CLOSING BALANCE</b>	<b>\$1,003,244</b>	<b>\$1,288,091</b>	<b>\$0</b>	<b>\$136,397</b>	<b>\$492,235</b>	<b>\$0</b>

**City of Laredo, Texas  
Storm Water Improvement Fund  
Major Fund Changes  
FY 2012-2013**

**REVENUES**

Total Net Change from FY2012 to FY2013    \$       -       0.00%

Major Revenue Changes	Variance	% Change
	-	0.00%

**EXPENDITURES**

Reserve Appropriations	(660,515)
Debt Service	101,146
InterGovernmental Transfer	350,000
<b>Total Net Change from FY2012 to FY2013</b>	<b>\$ (209,369)</b>

**CITY OF LAREDO, TEXAS  
HAZARDOUS MATERIALS  
OPERATING FUND  
FY 2012 - 2013**

	<u>ACTUAL FY 09-10</u>	<u>ACTUAL FY 10-11</u>	<u>ORIGINAL BUDGET FY 11-12</u>	<u>AMENDED BUDGET FY 11-12</u>	<u>TOTAL ESTIMATE FY 11-12</u>	<u>PROPOSED BUDGET FY 12-13</u>
<b>OPENING BALANCE</b>	<b>\$66,805</b>	<b>\$26,946</b>	<b>\$0</b>	<b>\$24,294</b>	<b>\$24,294</b>	<b>\$34,903</b>
<b>REVENUES</b>						
Licenses and Permits	288,800	304,600	285,000	285,000	285,000	0
Rents, Royalties and Interest	396	86	200	200	100	0
Reimburse and Miscellaneous	31	25	0	0	31	0
<b>TOTAL REVENUES</b>	<b>289,227</b>	<b>304,711</b>	<b>285,200</b>	<b>285,200</b>	<b>285,131</b>	<b>0</b>
<b>TOTAL AVAILABLE</b>	<b>356,032</b>	<b>331,657</b>	<b>285,200</b>	<b>309,494</b>	<b>309,425</b>	<b>34,903</b>
<b>EXPENDITURES</b>						
<b>HAZARDOUS MATERIALS</b>						
Personnel Services	156,233	163,963	177,460	177,460	172,189	0
Materials and Supplies	7,098	7,054	9,767	10,085	8,209	0
Contractual Services	24,646	15,233	28,249	36,649	24,400	0
Intergovernmental Transfers	141,110	121,113	69,724	69,724	69,724	34,903
<b>TOTAL HAZARDOUS MATERIALS</b>	<b>329,086</b>	<b>307,363</b>	<b>285,200</b>	<b>293,918</b>	<b>274,522</b>	<b>34,903</b>
<b>TOTAL EXPENDITURES</b>	<b>329,086</b>	<b>307,363</b>	<b>285,200</b>	<b>293,918</b>	<b>274,522</b>	<b>34,903</b>
<b>CLOSING BALANCE</b>	<b>\$26,946</b>	<b>\$24,294</b>	<b>\$0</b>	<b>\$15,576</b>	<b>\$34,903</b>	<b>\$0</b>

**City of Laredo, Texas  
Hazardous Materials Fund  
Major Fund Changes  
FY 2012-2013**

**REVENUES**

**Total Net Change from FY2012 to FY2013**                                      \$ (285,200) -100.00%

**Major Revenues Changes**

**Variance    % Change**

Licenses & Permits	(285,000)	-100.00%
Interest Earnings	(200)	-100.00%

**EXPENDITURES**

Personnel (due to new employees hired at above entry level rates, reclassifications, changes to benefits, etc.)	\$ (177,460)
Materials & Supplies	(9,767)
Contractual Services	(28,249)
InterGovernmental Transfer	<u>(34,821)</u>

**Total Net Change from FY2012 to FY2013                                      \$ (250,297)**

**Note: Fund 253 Hazardous Materials will be closed, revenues and expenditures will be allocated to Fund 249 Environmental Services**



FUND NUMBER	253 HAZARDOUS MATERIALS
DEPARTMENT NUMBER	38 ENVIRONMENTAL SERVICES
DIVISION NUMBER	60 HAZARDOUS MATERIAL

**MISSION**

To educate the regulated community as to the requirements for storing and transporting Hazardous Materials in Laredo and to develop a surveillance and enforcement program which penalizes violators of the City of Laredo’s Hazardous Materials Ordinance.

**OBJECTIVES & PLANNED ACCOMPLISHMENTS**

- Provide assistance on commercial hazardous waste disposal.
- Provide biannual inspection to each permittee.

**EXPENDITURES**

	<b>ACTUAL 09-10</b>	<b>ACTUAL 10-11</b>	<b>AMENDED 11-12</b>	<b>ESTIMATED 11-12</b>	<b>PROPOSED 12-13</b>
Personnel Services	156,234	163,962	177,460	172,189	-
Materials & Supplies	7,098	7,054	10,085	8,209	
Contractual Services	24,646	15,233	36,649	24,400	
Transfers Out	141,110	121,113	69,724	69,724	34,903
<b>Total</b>	<b>329,088</b>	<b>307,362</b>	<b>293,918</b>	<b>274,522</b>	<b>34,903</b>

**PERSONNEL POSITION LISTING**

<b>DEPT</b>	<b>DIV</b>	<b>AUTH #</b>	<b>POSITION NO.</b>	<b>GRADE</b>	<b>POSITION TITLE</b>	<b>12-13 PROPOSED ANNUAL RATE</b>
38	60	5	40203	R32	ENVIRONMENTAL ENFORCEMENT INV.	
38	60	6	40203	R32	ENVIRONMENTAL ENFORCEMENT INV.	
38	60	2	40002	R35	ENVIRONMENTAL SPECIALIST	
<b>TOTAL COUNT</b>			<b>3</b>		<b>TOTAL SALARIES</b>	

FUND NUMBER	253 HAZARDOUS MATERIALS
DEPARTMENT NUMBER	38 ENVIRONMENTAL SERVICES
DIVISION NUMBER	60 HAZARDOUS MATERIALS

PERFORMANCE MEASURES

	ACTUAL 09-10	ACTUAL 10-11	ESTIMATED 11-12	PROPOSED 12-13
<b>Workload Measures</b>				
<i>Inputs</i>				
Number of full-time equivalent employees (FTE)	3	3	3	3
<i>Outputs</i>				
Number of hazardous material inspections completed	2,321	2,321	2,392	2,392
Number of hazardous material permits issued	578	578	598	598
<b>Efficiency Measures</b>				
Number of hazardous material inspections completed per FTE	774	774	797	797
Number of hazardous material permits issued per FTE	193	193	199	199
<b>Effectiveness Measures</b>				
Percentage of warehouses inspected	100	100	100	100

**CITY OF LAREDO, TEXAS**  
**KEEP LAREDO BEAUTIFUL**  
**OPERATING FUND**  
**FY 2012 - 2013**

	<u>ACTUAL FY 09-10</u>	<u>ACTUAL FY 10-11</u>	<u>ORIGINAL BUDGET FY 11-12</u>	<u>AMENDED BUDGET FY 11-12</u>	<u>TOTAL ESTIMATE FY 11-12</u>	<u>PROPOSED BUDGET FY 12-13</u>
<b>OPENING BALANCE</b>	<b>\$3,263</b>	<b>\$9,747</b>	<b>\$0</b>	<b>\$994</b>	<b>\$994</b>	<b>\$0</b>
<b>REVENUES</b>						
Rents, Royalties and Interest	7	9	0	0	0	0
Reimburse and Miscellaneous	23,873	13,267	25,000	25,000	10,000	25,000
Other Financing Sources	91,969	99,047	100,000	100,000	85,877	100,000
<b>TOTAL REVENUES</b>	<b>115,850</b>	<b>112,324</b>	<b>125,000</b>	<b>125,000</b>	<b>95,877</b>	<b>125,000</b>
<b>TOTAL AVAILABLE</b>	<b>119,113</b>	<b>122,071</b>	<b>125,000</b>	<b>125,994</b>	<b>96,871</b>	<b>125,000</b>
<b>EXPENDITURES</b>						
<b>KLB, INC ADMINISTRATION</b>						
Personnel Services	65,910	68,180	69,347	69,347	69,527	72,739
Materials and Supplies	25,278	42,089	20,390	25,502	22,350	18,035
Contractual Services	18,178	10,808	10,898	10,898	4,994	9,226
Other Charges	0	0	24,365	19,253	0	25,000
<b>TOTAL KLB, INC ADMINISTRATION</b>	<b>109,366</b>	<b>121,077</b>	<b>125,000</b>	<b>125,000</b>	<b>96,871</b>	<b>125,000</b>
<b>TOTAL EXPENDITURES</b>	<b>109,366</b>	<b>121,077</b>	<b>125,000</b>	<b>125,000</b>	<b>96,871</b>	<b>125,000</b>
<b>CLOSING BALANCE</b>	<b>\$9,747</b>	<b>\$994</b>	<b>\$0</b>	<b>\$994</b>	<b>\$0</b>	<b>\$0</b>

**City of Laredo, Texas  
Keep Laredo Beautiful Fund  
Major Fund Changes  
FY 2012-2013**

**REVENUES**

Total Net Change from FY2012 to FY2013 \$ - 0.00%

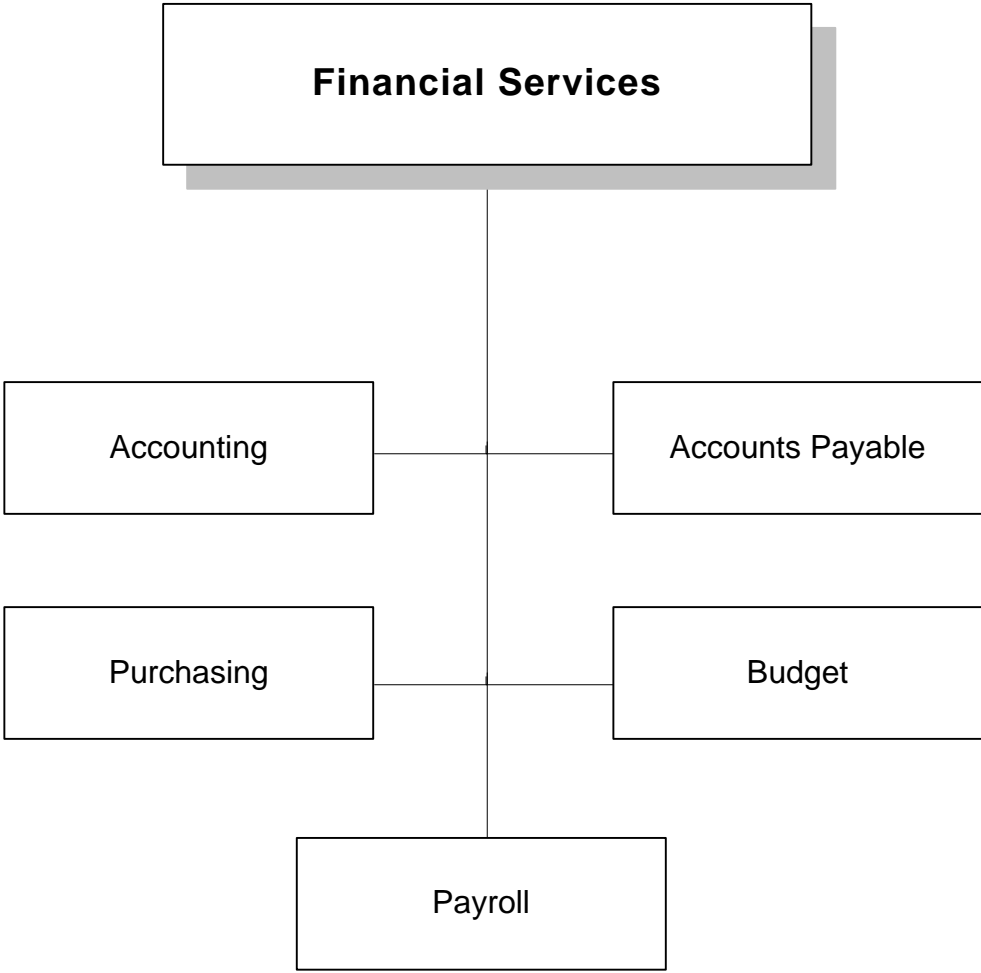
<u>Major Revenues Changes</u>	<u>Variance</u>	<u>% Change</u>
	-	0.0%

**EXPENDITURES**

Personnel (due to new employees hired at above entry level rates, reclassifications, changes to benefits, etc.)	\$ 3,392
Inet Charges	177
Motor Fuel	168
Botanical & Agricultural	(397)
Promotional Materials	(1,606)
Professional Development	(460)
Rental of Equipment	(500)
Advertising	(500)
Printing Services	<u>(274)</u>
<b>Total Net Change from FY2012 - FY2013</b>	<u><u>-</u></u>

**CITY OF LAREDO, TEXAS  
ENVIRONMENTAL SERVICES  
2007 C.O.BONDS  
FY 2012 - 2013**

	<u>ORIGINAL BUDGET FY 11-12</u>	<u>AMENDED BUDGET FY 11-12</u>	<u>ACTUAL FY 10-11</u>	<u>TOTAL ESTIMATE FY 11-12</u>	<u>PROPOSED BUDGET FY 12-13</u>	<u>TOTAL PROJECT BUDGET FY 12-13</u>
<b>OPENING BALANCE</b>	<b>\$0</b>	<b>\$0</b>	<b>\$0</b>	<b>\$49,578</b>	<b>\$0</b>	<b>\$0</b>
<b>REVENUES</b>						
<b>2007 C.O. ISSUE</b>						
Rents, Royalties and Interest	20	10	10	0	0	10
Reimburse and Miscellaneous	158,390	158,390	158,390	0	31,377	189,767
Other Financing Sources	17,441,075	17,441,075	14,639,330	2,801,745	0	17,441,075
<b>TOTAL 2007 C.O. ISSUE</b>	<b>17,599,485</b>	<b>17,599,475</b>	<b>14,797,730</b>	<b>2,801,745</b>	<b>31,377</b>	<b>17,630,852</b>
<b>TOTAL REVENUES</b>	<b>17,599,485</b>	<b>17,599,475</b>	<b>14,797,730</b>	<b>2,801,745</b>	<b>31,377</b>	<b>17,630,852</b>
<b>TOTAL AVAILABLE</b>	<b>17,599,485</b>	<b>17,599,475</b>	<b>14,797,730</b>	<b>2,851,323</b>	<b>31,377</b>	<b>17,630,852</b>
<b>EXPENDITURES</b>						
<b>2007 C.O. ISSUE</b>						
Other Charges	78,242	78,242	0	78,242	31,377	109,619
Capital Outlay	17,521,243	17,521,233	14,748,152	2,773,081	0	17,521,233
<b>TOTAL 2007 C.O. ISSUE</b>	<b>17,599,485</b>	<b>17,599,475</b>	<b>14,748,152</b>	<b>2,851,323</b>	<b>31,377</b>	<b>17,630,852</b>
<b>TOTAL EXPENDITURES</b>	<b>17,599,485</b>	<b>17,599,475</b>	<b>14,748,152</b>	<b>2,851,323</b>	<b>31,377</b>	<b>17,630,852</b>
<b>CLOSING BALANCE</b>	<b>\$0</b>	<b>\$0</b>	<b>\$49,578</b>	<b>\$0</b>	<b>\$0</b>	<b>\$0</b>



**CITY OF LAREDO, TEXAS**  
**GENERAL FUND SUMMARY**  
**EXPENDITURES**  
**FY 2012-2013**

<b>EXPENDITURES</b>	<b>ACTUAL FY 09-10</b>	<b>ACTUAL FY 10-11</b>	<b>ORIGINAL BUDGET FY 11-12</b>	<b>AMENDED BUDGET FY 11-12</b>	<b>TOTAL ESTIMATE FY 11-12</b>	<b>PROPOSED BUDGET FY 12-13</b>
<b>Financial Services</b>						
Accounting						
Personnel Services	1,000,699	956,979	1,020,299	1,020,299	942,594	1,025,917
Materials and Supplies	28,375	21,982	28,372	27,479	23,361	26,413
Contractual Services	112,053	101,681	109,236	109,567	105,059	113,992
Other Charges	5	6	4	4	4	4
Subtotal Accounting	1,141,132	1,080,648	1,157,911	1,157,349	1,071,018	1,166,326
Purchasing						
Personnel Services	410,926	457,378	460,415	460,415	461,895	483,052
Materials and Supplies	5,136	3,573	5,134	5,182	4,852	5,134
Contractual Services	18,446	19,555	19,391	20,469	19,927	20,454
Subtotal Purchasing	434,508	480,506	484,940	486,066	486,674	508,640
Payroll						
Personnel Services	197,181	203,897	208,068	208,068	209,391	214,282
Materials and Supplies	2,552	4,703	3,168	7,223	6,558	6,368
Contractual Services	10,899	8,175	10,493	7,932	7,968	7,841
Subtotal Payroll	210,632	216,775	221,729	223,223	223,917	228,491
Accounts Payable						
Personnel Services	298,277	286,349	325,330	320,256	320,724	338,571
Materials and Supplies	4,545	2,571	4,545	3,525	3,204	4,545
Contractual Services	26,027	62,778	26,564	32,978	32,208	27,590
Subtotal Accounts Payable	328,849	351,698	356,439	356,759	356,136	370,706
Budget						
Personnel Services	281,013	288,561	291,989	291,989	293,278	306,372
Materials and Supplies	6,450	12,781	6,370	6,721	6,482	6,370
Contractual Services	45,172	60,298	44,811	44,811	42,851	45,520
Subtotal Budget	332,635	361,640	343,170	343,521	342,611	358,262
Total Financial Services	2,447,756	2,491,267	2,564,189	2,566,918	2,480,356	2,632,425

**City of Laredo, Texas  
Financial Services  
Major Fund Changes  
FY2012 - 2013**

**EXPENDITURES**

Personnel (due to new employees hired at above entry level rates, reclassifications, changes to benefits, etc.)	\$ 62,093
Inet Charges	<u>6,143</u>
<b>Total Net Change from FY2012 to FY2013</b>	<b><u><u>\$ 68,236</u></u></b>



FUND NUMBER  
DEPARTMENT NUMBER  
DIVISION NUMBER

101 GENERAL FUND  
19 FINANCIAL SERVICES  
10 ACCOUNTING

**MISSION**

To provide materials and services and timely, accurate accounting and reporting of all financial transactions on behalf of the City Departments ensuring compliance with all laws, regulations and policies.

**OBJECTIVES & PLANNED ACCOMPLISHMENTS**

- To improve the efficiency within the division by researching and implementing current software applications so that data can be more readily available for our accounting and financial system.
- To continue to improve the accuracy and timeliness of financial information provided to Federal, State and Local government officials as well as to the general public.
- To provide the year-end Comprehensive Annual Financial Report statement and external audit to City Council on a timely basis.
- To continue providing accurate financial data for management’s long-term and short-term decisions in regards to City financial issues.

**EXPENDITURES**

	<b>ACTUAL 09-10</b>	<b>ACTUAL 10-11</b>	<b>AMENDED 11-12</b>	<b>ESTIMATED 11-12</b>	<b>PROPOSED 12-13</b>
Personnel Services	1,000,700	956,978	1,020,299	942,594	1,025,917
Materials & Supplies	28,375	21,983	27,479	23,361	26,413
Contractual Services	112,054	101,681	109,567	105,059	113,992
Other Charges	5	6	4	4	4
<b>Total</b>	<b>1,141,134</b>	<b>1,080,648</b>	<b>1,157,349</b>	<b>1,071,018</b>	<b>1,166,326</b>

**PERSONNEL POSITION LISTING**

<b>DEPT</b>	<b>DIV</b>	<b>AUTH #</b>	<b>POSITION NO.</b>	<b>GRADE</b>	<b>POSITION TITLE</b>	<b>12-13 PROPOSED ANNUAL RATE</b>
19	10	7	20013	R27	CLERK III	27,872
19	10	34	20013	R27	CLERK III	28,746
19	10	101	20013	R27	CLERK III	21,861
19	10	4	20018	R29	ADMINISTRATIVE SECRETARY	45,074
19	10	5	41821	R29	SENIOR ACCOUNTING TECHNICIAN	59,363
19	10	12	30010	R33	ACCOUNTANT I	34,029
19	10	1	30011	R35	ACCOUNTANT II	39,603
19	10	2	30011	R35	ACCOUNTANT II	42,910

FUND NUMBER	101 GENERAL FUND
DEPARTMENT NUMBER	9 FINANCIAL SERVICES
DIVISION NUMBER	10 ACCOUNTING

PERSONNEL POSITION LISTING - CONTINUED

DEPT	DIV	AUTH #	POSITION NO.	GRADE	POSITION TITLE	12-13 PROPOSED ANNUAL RATE
19	10	2	30011	R35	ACCOUNTANT II	39,603
19	10	9	30011	R35	ACCOUNTANT II	39,728
19	10	13	30011	R35	ACCOUNTANT II	5,959
19	10	1	10021	R39	ACCOUNTING SUPERVISOR	62,046
19	10	3	10021	R39	ACCOUNTING SUPERVISOR	63,502
19	10	2	15020	R40	CHIEF ACCOUNTANT	53,539
19	10	1	10543	R41	ASS'T FINANCIAL SVCS DIRECTOR	95,306
19	10	1	10539	R43	FINANCIAL SERVICES DIRECTOR (60%)	65,120
<b>TOTAL COUNT</b>			<b>16</b>		<b>TOTAL SALARIES</b>	<b>724,262</b>

PERFORMANCE MEASURES (ACCOUNTING)

	ACTUAL 09-10	ACTUAL 10-11	ESTIMATED 11-12	PROPOSED 12-13
<b>Workload Measures</b>				
<i>Inputs</i>				
Number of full-time equivalent employees (FTE) – accountants	10	10	10	10
<i>Outputs</i>				
Number of financial reports prepared	1,162	1,190	1,214	1,238
Number of budget amendments reviewed and prepared	641	1,373	1,400	1,428
Number of entries completed	8,127	8,255	8,420	8,589
Number of purchase requisitions approved	16,482	16,375	16,703	17,037
Number of ACH debits and credits reviewed and coded	4,463	5,012	5,112	5,214
Number of fixed assets entered into fixed asset system	988	889	907	925
Number of fixed assets tagged	195	117	119	122
Number of financial status reports completed for grants	219	178	170	173

FUND NUMBER  
DEPARTMENT NUMBER  
DIVISION NUMBER

101 GENERAL FUND  
19 FINANCIAL SERVICES  
10 ACCOUNTING

PERFORMANCE MEASURES (ACCOUNTING) - CONTINUED

	ACTUAL 09-10	ACTUAL 10-11	ESTIMATED 11-12	PROPOSED 12-13
Number of requests for payments submitted for grants	704	904	769	784
<b>Efficiency Measures</b>				
Number of financial reports prepared per accountant	116	119	121	124
Number of budget amendments reviewed and prepared per accountant	64	137	140	143
Number of adjusting journal entries per accountant	813	826	842	859
Number of purchase requisitions approved per accountant	1,648	1,638	1,670	1,704
Number of ACH debits and credits reviewed and coded per accountant	446	501	511	521
Number of fixed assets entered into fixed asset system per accountant	99	89	91	93
Number of fixed assets tagged per accountant (1 only)	20	12	12	12
Number of financial status reports completed for grants per accountant	22	18	17	17
Number of requests for payments submitted to grants per accountant	70	90	77	78
<b>Effectiveness Measures</b>				
Average number of working days to compile monthly financial statements	5	5	5	5
Number of consecutive years receiving the Certificate of Achievement for Excellence in Financial Reporting	23	24	25	26

FUND NUMBER  
DEPARTMENT NUMBER  
DIVISION NUMBER

101 GENERAL FUND  
19 FINANCIAL SERVICES  
10 ACCOUNTING

PERFORMANCE MEASURES (ACCOUNTING SUPPORT STAFF)

	ACTUAL 09-10	ACTUAL 10-11	ESTIMATED 11-12	PROPOSED 12-13
<b>Workload Measures</b>				
<i>Inputs</i>				
Number of full-time equivalent employees (FTE) – support staff only	5	5	5	5
<i>Outputs</i>				
Checks processed for deposit	799	850	867	884
Cash policy violations issued	230	267	272	277
Cash policy trainings for departments	3	3	3	3
Bank reconciliations	84	84	84	84
Wire transfers processed	659	695	709	723
Number of ACH debits and credits processed	3,804	4,317	4,403	4,491
Daily cash receipts audited, entered, and filed	2,065	2,452	2,501	2,551
Employee travel expense reports reviewed and processed	1,050	924	942	961
Number of delinquent accounts reviewed	6,260	6,573	6,704	6,839
Number of journal entries completed	7,137	9,853	10,050	10,251
<b>Efficiency Measures</b>				
Checks processed for deposit per employee	160	170	173	177
Cash policy violations issued per employee	46	53	54	55
Bank reconciliations per employee	17	17	17	17
Wire transfers processed per employee	132	139	142	145
Number of ACH debits and credits processed per employee	761	863	881	898
Daily cash receipts audited, entered, and filed per employee	413	490	500	510
Employee travel expense reports reviewed and processed per employee	210	185	188	192
Number of collection reports prepared per employee	3	3	3	3
Number of delinquent accounts reviewed per employee	1,252	1,315	1,341	1,368
Number of journal entries completed per employee	1,427	1,970	2,010	2,050

FUND NUMBER	101 GENERAL FUND
DEPARTMENT NUMBER	19 FINANCIAL SERVICES
DIVISION NUMBER	20 PURCHASING

**MISSION**

The Purchasing Division is committed to obtaining the most desirable goods and services to meet the City’s operational needs, at the lowest possible cost, delivered in a timely manner and in compliance with all City policies and applicable State of Texas procurement laws.

**OBJECTIVES & PLANNED ACCOMPLISHMENTS**

- Purchase goods and services at the lowest responsible cost in accordance to the requirements of our municipal operation.
- Utilize the automated purchasing program to facilitate the purchase of inventory items.
- Revise the City’s Purchasing Policies to reflect changes to the Local Government Code.
- Encourage local vendors to participate in the City’s competitive bidding process.

**EXPENDITURES**

	ACTUAL 09-10	ACTUAL 10-11	AMENDED 11-12	ESTIMATED 11-12	PROPOSED 12-13
Personnel Services	410,926	457,378	460,415	461,895	483,052
Materials & Supplies	5,137	3,573	5,182	4,852	5,134
Contractual Services	18,447	19,555	20,469	19,927	20,454
<b>Total</b>	<b>434,510</b>	<b>480,506</b>	<b>486,066</b>	<b>486,674</b>	<b>508,640</b>

**PERSONNEL LISTING**

DEPT	DIV	AUTH #	POSITION NO.	GRADE	POSITION TITLE	12-13 PROPOSED ANNUAL RATE
19	20	1	41589	R29	BUYER I	34,840
19	20	3	41590	R31	BUYER II	40,373
19	20	1	20050	R34	SENIOR BUYER	58,386
19	20	1	20015	R35	ADMINISTRATIVE ASSISTANT II	39,125
19	20	8	20015	R35	ADMINISTRATIVE ASSISTANT II	47,258
19	20	1	11589	R40	PURCHASING AGENT	107,785
19	20	1	10539	R43	FINANCIAL SERVICES DIRECTOR (20%)	21,707
<b>TOTAL COUNT</b>			<b>7</b>		<b>TOTAL SALARIES</b>	<b>349,472</b>

FUND NUMBER  
DEPARTMENT NUMBER  
DIVISION NUMBER

101 GENERAL FUND  
19 FINANCIAL SERVICES  
20 PURCHASING

PERFORMANCE MEASURES

	ACTUAL 09-10	ACTUAL 10-11	ESTIMATED 11-12	PROPOSED 12-13
<b>Workload Measures</b>				
<i>Inputs</i>				
Number of full-time equivalent employees (FTE)	6	6	6	6
<i>Outputs</i>				
Number of requisitions processed	16,708	16,181	16,300	16,500
Number of requisitions processed within one day	8,354	8,091	8,150	8,250
Number of requisitions processed within two to three days	4,177	4,046	4,075	4,125
Number of requisitions processed after three days	4,177	4,046	4,075	4,125
<b>Efficiency Measures</b>				
Number of requisitions processed per FTE	2,875	2,697	2,717	2,750
<b>Effectiveness Measures</b>				
% of requisitions processed within one day	50%	50%	50%	50%
% of requisitions processed within two-three days	25%	25%	25%	25%
% of requisitions processed after three days	25%	25%	25%	25%

FUND NUMBER	101 GENERAL FUND
DEPARTMENT NUMBER	19 FINANCIAL SERVICES
DIVISION NUMBER	30 PAYROLL

**MISSION**

The Payroll division mission is to administer and coordinate the compensation of all city employees in an accurate, timely manner, while adhering to city ordinances and polices as well as federal, state, and local regulations in an efficient manner.

**OBJECTIVES & PLANNED ACCOMPLISHMENTS**

- Finalized implementing the new time and attendance software for all non-civil service employees
- Automate the child support submission process to transfer via Electronic Fund Transfer
- Implement the time and attendance software for civil service employees

**EXPENDITURES**

	ACTUAL 09-10	ACTUAL 10-11	AMENDED 11-12	ESTIMATED 11-12	PROPOSED 12-13
Personnel Services	197,182	203,897	208,068	209,391	214,282
Materials & Supplies	2,553	4,704	7,223	6,558	6,368
Contractual Services	10,899	8,175	7,932	7,968	7,841
<b>Total</b>	210,634	216,776	223,223	223,917	228,491

**PERSONNEL POSITION LISTING**

DEPT	DIV	AUTH #	POSITION NO.	GRADE	POSITION TITLE	12-13 PROPOSED ANNUAL RATE
19	30	1	45000	R33	PAYROLL SPECIALIST	39,291
19	30	86	45000	R33	PAYROLL SPECIALIST	33,821
19	30	1	10023	R39	PAYROLL MANAGER	77,418
<b>TOTAL COUNT</b>			<b>3</b>		<b>TOTAL SALARIES</b>	<b>150,530</b>

FUND NUMBER	101 GENERAL FUND
DEPARTMENT NUMBER	19 FINANCIAL SERVICES
DIVISION NUMBER	30 PAYROLL

PERFORMANCE MEASURES

	ACTUAL 09-10	ACTUAL 10-11	ESTIMATED 11-12	PROPOSED 12-13
<b>Workload Measures</b>				
<i>Inputs</i>				
Number of full-time equivalent employees (FTE) – payroll	3	3	3	3
<i>Outputs</i>				
Number of payroll checks processed	18,940	17,078	15,111	10,000
Number of payroll direct deposits processed	43,731	45,161	50,210	55,000
Number of employees utilizing automated time and attendance system	1,776	1,818	1,820	2,620
Number of corrections submitted for processing	1,050	988	852	900
Number of final and retro payments	268	360	389	400
Number of serious illness and workers comp adjustments	554	249	136	200
<b>Efficiency Measures</b>				
Number of payroll checks deposits processed per FTE	6,313	5,693	5,037	3,333
Number of payroll direct deposits processed per FTE	14,577	15,054	16,737	18,333
Number of employees utilizing automated time and attendance system per FTE	592	606	607	873
Number of corrections submitted for processing per FTE	350	329	284	300
Number of final and retro payments per FTE	89	120	130	133
Number of serious illness and workers comp adjustments per FTE	185	83	45	67



FUND NUMBER  
 DEPARTMENT NUMBER  
 DIVISION NUMBER

101 GENERAL FUND  
 19 FINANCIAL SERVICES  
 60 ACCOUNTS PAYABLE

MISSION

Generate all cash disbursements in a timely manner for all City departments.

OBJECTIVES & PLANNED ACCOMPLISHMENTS

- Assure compliance of policies and procedures thru trainings
- Keep accounts current
- Maintain good credit rating
- Design time schedules for contracts and vendor payments

EXPENDITURES

	ACTUAL 09-10	ACTUAL 10-11	AMENDED 11-12	ESTIMATED 11-12	PROPOSED 12-13
Personnel Services	298,276	286,349	320,256	320,724	338,571
Materials & Supplies	4,545	2,571	3,141	3,204	4,545
Contractual Services	26,027	62,778	35,984	32,208	27,590
<b>Total</b>	328,848	351,698	359,381	356,136	370,706

PERSONNEL POSITION LISTING

DEPT	DIV	AUTH #	POSITION NO.	GRADE	POSITION TITLE	12-13 PROPOSED ANNUAL RATE
19	60	175	20251	R25	CLERK II	26,603
19	60	77	20013	R27	CLERK III	29,037
19	60	2	20011	R28	CLERK IV	24,960
19	60	27	20011	R28	CLERK IV	35,714
19	60	28	20011	R28	CLERK IV	35,693
19	60	1	20016	R36	ACCOUNTS PAYABLE SUPERVISOR	60,154
19	60	1	10539	R43	FINANCIAL SERVICES DIRECTOR (20%)	21,707
<b>TOTAL COUNT</b>			<b>7</b>		<b>TOTAL SALARIES</b>	<b>233,867</b>

FUND NUMBER	101 GENERAL FUND
DEPARTMENT NUMBER	19 FINANCIAL SERVICES
DIVISION NUMBER	60 ACCOUNTS PAYABLE

PERFORMANCE MEASURES

	ACTUAL 09-10	ACTUAL 10-11	ESTIMATED 11-12	PROPOSED 12-13
<b>Workload Measures</b>				
<i>Inputs</i>				
Number of full-time equivalent employees (FTE)	6.2	6.2	6.2	6.2
<i>Outputs</i>				
Number of invoices received	235,000	240,000	245,000	246,000
Number of invoices set-up for payment within 30 days	180,000	185,000	190,000	221,000
Number of invoices remaining open for 60 or more days	45,000	40,000	30,000	25,000
Number of checks issued	26,000	26,000	26,000	26,000
<b>Efficiency Measures</b>				
Number of invoices received and set-up for payment per FTE	40,000	45,000	50,000	50,000
<b>Effectiveness Measures</b>				
% of invoices paid within 30 days of invoice date	90%	90%	90%	90%
% of invoices remaining open for 60 or more days	10%	10%	10%	10%

FUND NUMBER	101 GENERAL FUND
DEPARTMENT NUMBER	19 FINANCE
DIVISION NUMBER	80 BUDGET

**MISSION**

To develop and administer the budget process as a sound basis for planning, financial analysis, and decision-making.

**OBJECTIVES & PLANNED ACCOMPLISHMENTS**

- Prepare an Annual Budget document that is accurate, efficient, effective, and timely
- Seek innovative methods for improving the budgetary process, which includes the ability to access funds electronically, as well as with drilldown capability, utilizing Web-Focus software
- Monitor revenues and expenditures to ensure departments remain within budgeted levels.
- Improve the accuracy of revenue and expenditure projections.
- Continually evaluate performance measurements for maximum efficiency and effectiveness.
- To increase the percentage of funds within budget appropriations by 3%.
- To increase the percentage of funds that have budgeted revenue within +/- 5% of actual revenues.
- To receive the GFOA Distinguished Budget Presentation Award for the 20<sup>th</sup> consecutive year.

**EXPENDITURES**

	ACTUAL 09-10	ACTUAL 10-11	AMENDED 11-12	ESTIMATED 11-12	PROPOSED 12-13
Personnel Services	281,013	288,561	291,989	293,278	306,372
Materials & Supplies	6,450	12,782	6,721	6,482	6,370
Contractual Services	45,172	60,298	44,811	42,851	45,520
<b>Total</b>	332,635	361,641	343,521	342,611	358,262

**PERSONNEL POSITION LISTING**

DEPT	DIV	AUTH #	POSITION NO.	GRADE	POSITION TITLE	12-13 PROPOSED ANNUAL RATE
19	80	57	20015	R35	ADMINISTRATIVE ASSISTANT II	38,626
19	80	1	35010	R35	BUDGET ANALYST II	46,862
19	80	4	35010	R35	BUDGET ANALYST II	39,894
19	80	2	16000	R43	BUDGET MANAGER	96,657
<b>TOTAL COUNT</b>			<b>4</b>		<b>TOTAL SALARIES</b>	<b>222,039</b>

FUND NUMBER	101 GENERAL FUND
DEPARTMENT NUMBER	19 FINANCE
DIVISION NUMBER	80 BUDGET

PERFORMANCE MEASURES

	ACTUAL 09-10	ACTUAL 10-11	ESTIMATED 11-12	PROPOSED 12-13
<b>Workload Measures</b>				
<b>Inputs</b>				
Number of full-time equivalent employees (FTE's)	4	4	4	4
<b>Outputs</b>				
Total dollar value of funds budgeted excluding transfers	\$405,507,694	\$346,826,032	\$465,863,006	\$385,146,691
Total dollar value of funds budgeted including transfers	\$496,570,299	\$440,429,199	\$582,502,622	\$499,258,627
Number of budget analyses prepared	594	650	710	789
<b>Efficiency Measures</b>				
Total dollar value budgeted per FTE	\$101,376,924	\$86,706,508	\$116,465,752	\$96,682,672
Number of budget analyses prepared per FTE	148.5	162.5	177.5	197.2
<b>Effectiveness Measures</b>				
% of funds within budget appropriations (amended budget vs. actual)	93%	95%	89%	98%
% of funds with budgeted revenue within +/- 5% of actual revenues	45%	69%	45%	20%
Number of consecutive years receiving GFOA award	19	20	21	22

**CITY OF LAREDO, TEXAS  
HOTEL MOTEL OCCUPANCY TAX  
OPERATING FUND  
FY 2012 - 2013**

	<u>ACTUAL FY 09-10</u>	<u>ACTUAL FY 10-11</u>	<u>ORIGINAL BUDGET FY 11-12</u>	<u>AMENDED BUDGET FY 11-12</u>	<u>TOTAL ESTIMATE FY 11-12</u>	<u>PROPOSED BUDGET FY 12-13</u>
<b>OPENING BALANCE</b>	<b>\$501,338</b>	<b>\$726,497</b>	<b>\$2,268,437</b>	<b>\$1,736,146</b>	<b>\$1,736,146</b>	<b>\$2,966,058</b>
<b>REVENUES</b>						
Taxes	3,077,683	4,055,510	4,384,617	4,384,617	4,504,977	4,534,292
Fees and Collections	0	84	0	0	92	0
Rents, Royalties and Interest	4,637	6,040	4,000	4,000	8,600	3,800
Reimburse and Miscellaneous	2,675	100	0	0	25	0
<b>TOTAL REVENUES</b>	<b>3,084,995</b>	<b>4,061,734</b>	<b>4,388,617</b>	<b>4,388,617</b>	<b>4,513,694</b>	<b>4,538,092</b>
<b>TOTAL AVAILABLE</b>	<b>3,586,333</b>	<b>4,788,230</b>	<b>6,657,054</b>	<b>6,124,763</b>	<b>6,249,840</b>	<b>7,504,150</b>
<b>EXPENDITURES</b>						
<b>ADMINISTRATION</b>						
Contractual Services	227	533	0	0	377	0
Other Charges	0	0	750,000	730,000	0	577,927
Intergovernmental Transfers	2,312,381	2,560,022	3,012,118	3,012,118	2,778,695	3,442,455
<b>TOTAL ADMINISTRATION</b>	<b>2,312,608</b>	<b>2,560,555</b>	<b>3,762,118</b>	<b>3,742,118</b>	<b>2,779,072</b>	<b>4,020,382</b>
<b>TOURISM AND PROMOTIONS</b>						
Contractual Services	235,646	223,535	227,210	227,210	227,210	240,210
<b>TOTAL TOURISM AND PROMOTIONS</b>	<b>235,646</b>	<b>223,535</b>	<b>227,210</b>	<b>227,210</b>	<b>227,210</b>	<b>240,210</b>
<b>HISTORICAL AND ARTS</b>						
Contractual Services	311,583	267,995	257,500	277,500	277,500	277,500
<b>TOTAL HISTORICAL AND ARTS</b>	<b>311,583</b>	<b>267,995</b>	<b>257,500</b>	<b>277,500</b>	<b>277,500</b>	<b>277,500</b>
<b>TOTAL EXPENDITURES</b>	<b>2,859,836</b>	<b>3,052,085</b>	<b>4,246,828</b>	<b>4,246,828</b>	<b>3,283,782</b>	<b>4,538,092</b>
<b>CLOSING BALANCE</b>	<b>\$726,497</b>	<b>\$1,736,146</b>	<b>\$2,410,226</b>	<b>\$1,877,935</b>	<b>\$2,966,058</b>	<b>\$2,966,058</b>

**City of Laredo, Texas  
Hotel Motel  
Major Fund Changes  
FY2012 - 2013**

**REVENUES**

<b>Total Net Change from FY2012 to FY2013</b>	\$ 149,475	3.4%
---	------------	------

**Major Revenue Changes**

	<u>Variance</u>	<u>% Change</u>
--	-----------------	-----------------

Current Year Taxes	\$ 140,607	3.2%
--------------------	------------	------

**EXPENDITURES**

Funding for Civic Center Operations		95,215
Funding for Public Access Channel Operations		(19,635)
Funding for Convention & Visitor's Bureau		354,757
US/Mexico Sister Cities Conference		13,000
Webb County Herigate Foundation		20,000
Other Charges (Reserve Appropriations)		(172,073)

<b>Total Net Change from FY2012 to FY2013</b>	<b>\$</b>	<b><u>291,264</u></b>
---	-----------	-----------------------

## Hotel-Motel Legal Requirements for Fiscal Year 2012-2013

Tax Code					
351.101 (a)	351.103	% of room cost (cents)	% of total estimate	Estimated Tax	
(1) the acquisition of sites for and the construction, improvement, enlarging, equipping, repairing, operation, and maintenance of convention center facilities or visitor information centers, or both;	Maximum is 5.25% of room cost or 75% of total estimate 351.103	1.20	17.09%	\$676,929	(a)
(2) the furnishing of facilities, personnel, and materials for the registration of convention delegates or registrants;	No requirements	2.95	42.13%	\$1,668,418	(b)
(3) advertising and conducting solicitations & promotional programs to attract tourists and convention delegates or registrants to the municipality or its vicinity;	Minimum is 1% of room cost or 14.29% of total estimate 351.103 (a) (2)	2.15	30.76%	\$1,218,193	(c)
(4) the encouragement, promotion, improvement, and application of the arts, including instrumental and vocal music, dance, drama, folk art, creative writing, architecture, design and allied fields, painting, sculpture, photography, graphic and craft arts, motion pictures, radio, television, tape and sound recording, and other arts related to the presentation, performance, execution, and exhibition of these major art forms;	Maximum is 1% of room cost or 15% of total estimate (whichever is greater)* 351.103 (c)	0.26	3.70%	\$146,625	(d)
(5) (A) at or in the immediate vicinity of convention facilities or visitor information centers; or (B) located elsewhere in the municipality or its vicinity that would be frequented by tourists and convention delegates;	If monies allocated in (1), then maximum is 1.05% of room cost or 15% of total estimate 351.103 (c)	0.44	6.31%	\$250,000	(e)
(6) for a municipality located in a county with a population of one million or less, expenses, including promotion expenses, directly related to a sporting event in which the majority of participants are tourists who substantially increase economic activity at hotels and motels within the municipality or its vicinity; and	No requirements				(f)
(7) subject to Section 351.1076, the promotion of tourism by the enhancement and upgrading of existing sports facilities or fields, including facilities or fields of baseball, softball, soccer, and flag football, if: (A) the municipality owns the facilities or fields; (B) the municipality: (i) has a population of 80,000 or more and is located in a county that has a population of 350,000 or less; (ii) has a population of at least 65,000 but not more than 70,000 and is located in a county that has a population of 155,000 or less; or (iii) has a population of at least 34,000 but not more than 36,000 and is located in a county that has a population of 90,000 or less; and (C) the sports facilities and fields have been used, in the preceding calendar year, a combined total of more than 10 times for district, state, regional, or national sports tournaments.	No requirements				(g)
<b>Totals</b>		7.00	100.000%	\$3,960,165	

**NOTES:**

(a) Amount includes the following:

Civic Center Operations	\$676,929	<u>\$676,929</u>
-------------------------	-----------	------------------

(b) Amount includes funds for convention servicing:

LCVB	\$1,668,418	<u>\$1,668,418</u>
------	-------------	--------------------

(c) Amount includes the following:

LULAC Council No 7	\$2,460	
LCVB	\$960,133	
City Promotions	\$25,000	
Cola Blanca	\$25,000	
Border Olympics	\$80,000	
Streets of Laredo Urban Mall	\$15,000	
US/Mexico Sister Cities Conference	\$13,000	
WBCA	\$60,000	
Martha Washington	\$10,000	
Sister Cities Youth Conference	\$3,500	
Mexican Cultural Institute	\$4,100	
Laredo Heat Youth Soccer	\$20,000	<u>\$1,218,193</u>

(d) Amount includes the following:

Public Access Channel	\$111,975	
Latin American Int'l Sports	\$11,250	
Laredo Philharmonic Orchestra	\$23,400	<u>\$146,625</u>

(e) Amount includes the following:

Webb Co. Heritage Foundation	\$50,000	
Laredo Center for Arts	\$150,000	
Laredo Main Street Program	\$50,000	<u>\$250,000</u>
		<u><u>\$3,960,165</u></u>

**CITY OF LAREDO, TEXAS  
SPORTS AND COMMUNITY VENUE  
SALES TAX FUND  
FY 2012 - 2013**

	<u>ACTUAL FY 09-10</u>	<u>ACTUAL FY 10-11</u>	<u>ORIGINAL BUDGET FY 11-12</u>	<u>AMENDED BUDGET FY 11-12</u>	<u>TOTAL ESTIMATE FY 11-12</u>	<u>PROPOSED BUDGET FY 12-13</u>
<b>OPENING BALANCE</b>	<b>\$19,327,050</b>	<b>\$20,492,595</b>	<b>\$15,956,342</b>	<b>\$16,967,884</b>	<b>\$16,967,884</b>	<b>\$16,104,839</b>
<b>REVENUES</b>						
Taxes	5,867,823	6,733,805	6,753,125	6,753,125	7,315,562	7,535,029
Rents, Royalties and Interest	120,579	84,733	68,000	68,000	57,200	51,100
Reimburse and Miscellaneous	150,000	150,000	0	0	150,000	0
<b>RENEWAL &amp; REPLACEMENT DIV</b>						
Rents, Royalties and Interest	1,169	218	0	0	0	0
<b>TOTAL RENEWAL &amp; REPLACEMENT DIV</b>	<b>1,169</b>	<b>218</b>	<b>0</b>	<b>0</b>	<b>0</b>	<b>0</b>
<b>TOTAL REVENUES</b>	<b>6,139,571</b>	<b>6,968,756</b>	<b>6,821,125</b>	<b>6,821,125</b>	<b>7,522,762</b>	<b>7,586,129</b>
<b>TOTAL AVAILABLE</b>	<b>25,466,621</b>	<b>27,461,351</b>	<b>22,777,467</b>	<b>23,789,009</b>	<b>24,490,646</b>	<b>23,690,968</b>
<b>EXPENDITURES</b>						
<b>ADMINISTRATION</b>						
Contractual Services	211,062	56,080	69,810	69,810	79,310	95,175
Other Charges	0	0	500,000	496,150	0	500,000
Capital Outlay	0	30,000	0	0	0	0
Intergovernmental Transfers	4,432,553	10,208,049	5,227,409	8,235,409	7,813,034	5,254,133
<b>TOTAL ADMINISTRATION</b>	<b>4,643,615</b>	<b>10,294,130</b>	<b>5,797,219</b>	<b>8,801,369</b>	<b>7,892,344</b>	<b>5,849,308</b>
<b>RENEWAL &amp; REPLACEMENT DIV</b>						
Materials and Supplies	73,934	36,966	0	76,800	70,109	0
Contractual Services	219,969	139,684	100,000	290,446	281,687	100,000
Other Charges	0	0	363,000	250,000	0	361,000
Capital Outlay	36,508	22,688	0	0	141,667	0
<b>TOTAL RENEWAL &amp; REPLACEMENT DIV</b>	<b>330,411</b>	<b>199,338</b>	<b>463,000</b>	<b>617,246</b>	<b>493,463</b>	<b>461,000</b>



**CITY OF LAREDO, TEXAS  
SPORTS AND COMMUNITY VENUE  
SALES TAX FUND  
FY 2012 - 2013**

	<u>ACTUAL FY 09-10</u>	<u>ACTUAL FY 10-11</u>	<u>ORIGINAL BUDGET FY 11-12</u>	<u>AMENDED BUDGET FY 11-12</u>	<u>TOTAL ESTIMATE FY 11-12</u>	<u>PROPOSED BUDGET FY 12-13</u>
<b>CITY SPONSORED EVENTS</b>						
Other Charges	0	0	300,000	0	0	0
<b>TOTAL CITY SPONSORED EVENTS</b>	<b>0</b>	<b>0</b>	<b>300,000</b>	<b>0</b>	<b>0</b>	<b>0</b>
<b>TOTAL EXPENDITURES</b>	<b>4,974,026</b>	<b>10,493,467</b>	<b>6,560,219</b>	<b>9,418,615</b>	<b>8,385,807</b>	<b>6,310,308</b>
<b>CLOSING BALANCE</b>	<b>\$20,492,595</b>	<b>\$16,967,884</b>	<b>\$16,217,248</b>	<b>\$14,370,394</b>	<b>\$16,104,839</b>	<b>\$17,380,660</b>

**CITY OF LAREDO, TEXAS  
SPORTS AND COMMUNITY VENUE  
DEBT SERVICE FUND  
FY 2012 - 2013**

	<u>ACTUAL FY 09-10</u>	<u>ACTUAL FY 10-11</u>	<u>ORIGINAL BUDGET FY 11-12</u>	<u>AMENDED BUDGET FY 11-12</u>	<u>TOTAL ESTIMATE FY 11-12</u>	<u>PROPOSED BUDGET FY 12-13</u>
<b>OPENING BALANCE</b>	<b>\$3,226,608</b>	<b>\$3,239,999</b>	<b>\$3,033,660</b>	<b>\$2,420,047</b>	<b>\$2,420,047</b>	<b>\$2,523,436</b>
<b>REVENUES</b>						
<b>DEBT SERVICE</b>						
Rents, Royalties and Interest	53,834	24,727	24,000	24,000	12,682	11,600
Other Financing Sources	3,005,845	2,269,515	4,068,320	4,068,320	3,954,151	3,795,044
<b>TOTAL DEBT SERVICE</b>	<b>3,059,679</b>	<b>2,294,242</b>	<b>4,092,320</b>	<b>4,092,320</b>	<b>3,966,833</b>	<b>3,806,644</b>
<b>TOTAL REVENUES</b>	<b>3,059,679</b>	<b>2,294,242</b>	<b>4,092,320</b>	<b>4,092,320</b>	<b>3,966,833</b>	<b>3,806,644</b>
<b>TOTAL AVAILABLE</b>	<b>6,286,287</b>	<b>5,534,241</b>	<b>7,125,980</b>	<b>6,512,367</b>	<b>6,386,880</b>	<b>6,330,080</b>
<b>EXPENDITURES</b>						
<b>DEBT SERVICE</b>						
Intergovernmental Transfers	3,046,288	3,114,194	3,863,444	3,863,444	3,863,444	3,866,276
<b>TOTAL DEBT SERVICE</b>	<b>3,046,288</b>	<b>3,114,194</b>	<b>3,863,444</b>	<b>3,863,444</b>	<b>3,863,444</b>	<b>3,866,276</b>
<b>TOTAL EXPENDITURES</b>	<b>3,046,288</b>	<b>3,114,194</b>	<b>3,863,444</b>	<b>3,863,444</b>	<b>3,863,444</b>	<b>3,866,276</b>
<b>CLOSING BALANCE</b>	<b>\$3,239,999</b>	<b>\$2,420,047</b>	<b>\$3,262,536</b>	<b>\$2,648,923</b>	<b>\$2,523,436</b>	<b>\$2,463,804</b>

**CITY OF LAREDO, TEXAS  
LAREDO ENERGY ARENA  
OPERATING FUND  
FY 2012 - 2013**

	<u>ACTUAL FY 09-10</u>	<u>ACTUAL FY 10-11</u>	<u>ORIGINAL BUDGET FY 11-12</u>	<u>AMENDED BUDGET FY 11-12</u>	<u>TOTAL ESTIMATE FY 11-12</u>	<u>PROPOSED BUDGET FY 12-13</u>
<b>OPENING BALANCE</b>	(\$106,703)	(\$59,013)	\$0	(\$19,932)	(\$19,932)	\$0
<b>REVENUES</b>						
Charges for Services	3,337,366	3,491,106	3,268,400	3,268,400	3,434,728	2,997,482
Other Financing Sources	1,426,708	938,534	1,159,089	1,459,089	1,150,034	1,459,089
<b>TOTAL REVENUES</b>	<b>4,764,074</b>	<b>4,429,640</b>	<b>4,427,489</b>	<b>4,727,489</b>	<b>4,584,762</b>	<b>4,456,571</b>
<b>TOTAL AVAILABLE</b>	<b>4,657,371</b>	<b>4,370,627</b>	<b>4,427,489</b>	<b>4,707,557</b>	<b>4,564,830</b>	<b>4,456,571</b>
<b>EXPENDITURES</b>						
<b>OPERATIONS</b>						
Contractual Services	4,716,384	4,390,560	4,427,489	4,727,489	4,564,830	4,456,571
<b>TOTAL OPERATIONS</b>	<b>4,716,384</b>	<b>4,390,560</b>	<b>4,427,489</b>	<b>4,727,489</b>	<b>4,564,830</b>	<b>4,456,571</b>
<b>TOTAL EXPENDITURES</b>	<b>4,716,384</b>	<b>4,390,560</b>	<b>4,427,489</b>	<b>4,727,489</b>	<b>4,564,830</b>	<b>4,456,571</b>
<b>CLOSING BALANCE</b>	<b>(\$59,013)</b>	<b>(\$19,932)</b>	<b>\$0</b>	<b>(\$19,932)</b>	<b>\$0</b>	<b>\$0</b>

**City of Laredo, Texas  
Laredo Energy Arena  
Major Fund Changes  
FY 2012-2013**

**REVENUES**

**Total Net Change from FY 2012 to FY 2013**                         \$   29,082    0.66%

**Major Revenue Changes**

**Variance    % Change**

Event Income	\$ 152,125	12.78%
Ancillary Income	\$ (81,800)	-6.68%
Other Operating Revenue	\$ (341,243)	-39.99%
Transfer in: from Sports Community Venue	\$ 300,000	25.88%

**EXPENDITURES**

LEA Executive	9,368
LEA Finance	50,280
LEA Marketing	57,273
LEA Operations	(99,839)
LEA Overhead	12,000
	<hr/>

<b>Total Net Change from FY2012 to FY2013</b>	<b>\$    29,082</b>
	<hr/> <hr/>

**CITY OF LAREDO, TEXAS**  
**DEBT SERVICE FUND**  
**GENERAL OBLIGATION AND TAX SUPPORTED BUDGET**  
**FY 2012 - 2013**

	<u>ACTUAL FY 09-10</u>	<u>ACTUAL FY 10-11</u>	<u>ORIGINAL BUDGET FY 11-12</u>	<u>AMENDED BUDGET FY 11-12</u>	<u>TOTAL ESTIMATE FY 11-12</u>	<u>PROPOSED BUDGET FY 12-13</u>
<b>OPENING BALANCE</b>	<b>\$6,636,001</b>	<b>\$6,529,078</b>	<b>\$7,923,654</b>	<b>\$8,272,029</b>	<b>\$8,272,029</b>	<b>\$6,099,305</b>
<b>REVENUES</b>						
Taxes	12,994,161	13,108,222	13,021,955	13,021,955	13,023,528	14,546,175
Rents, Royalties and Interest	113,946	246,319	43,700	43,700	48,200	21,300
Reimburse and Miscellaneous	285,504	342,694	328,011	328,011	326,484	328,013
Other Financing Sources	8,475,523	11,935,642	8,103,538	8,103,538	8,103,538	8,203,002
<b>TOTAL REVENUES</b>	<b>21,869,133</b>	<b>25,632,876</b>	<b>21,497,204</b>	<b>21,497,204</b>	<b>21,501,750</b>	<b>23,098,490</b>
<b>TOTAL AVAILABLE</b>	<b>28,505,134</b>	<b>32,161,955</b>	<b>29,420,858</b>	<b>29,769,233</b>	<b>29,773,779</b>	<b>29,197,795</b>
<b>EXPENDITURES</b>						
<b>ADMINISTRATION</b>						
Contractual Services	7,733	6,997	11,500	11,500	7,800	11,500
Other Charges	0	0	700,000	700,000	0	450,000
Debt Service	29,230	3,390,210	28,000	28,000	8,500	28,000
<b>TOTAL ADMINISTRATION</b>	<b>36,963</b>	<b>3,397,207</b>	<b>739,500</b>	<b>739,500</b>	<b>16,300</b>	<b>489,500</b>
<b>LEASE PURCHASE CONTRACTS</b>						
Debt Service	400,000	0	0	0	0	0
<b>TOTAL LEASE PURCHASE CONTRACTS</b>	<b>400,000</b>	<b>0</b>	<b>0</b>	<b>0</b>	<b>0</b>	<b>0</b>
<b>GENERAL OBLIGATIONS</b>						
Debt Service	4,277,673	4,224,517	4,574,374	4,574,374	4,646,538	4,827,679
<b>TOTAL GENERAL OBLIGATIONS</b>	<b>4,277,673</b>	<b>4,224,517</b>	<b>4,574,374</b>	<b>4,574,374</b>	<b>4,646,538</b>	<b>4,827,679</b>
<b>REVENUE BONDS</b>						
Debt Service	3,046,288	3,114,194	3,863,444	3,863,444	3,863,444	3,866,276
<b>TOTAL REVENUE BONDS</b>	<b>3,046,288</b>	<b>3,114,194</b>	<b>3,863,444</b>	<b>3,863,444</b>	<b>3,863,444</b>	<b>3,866,276</b>

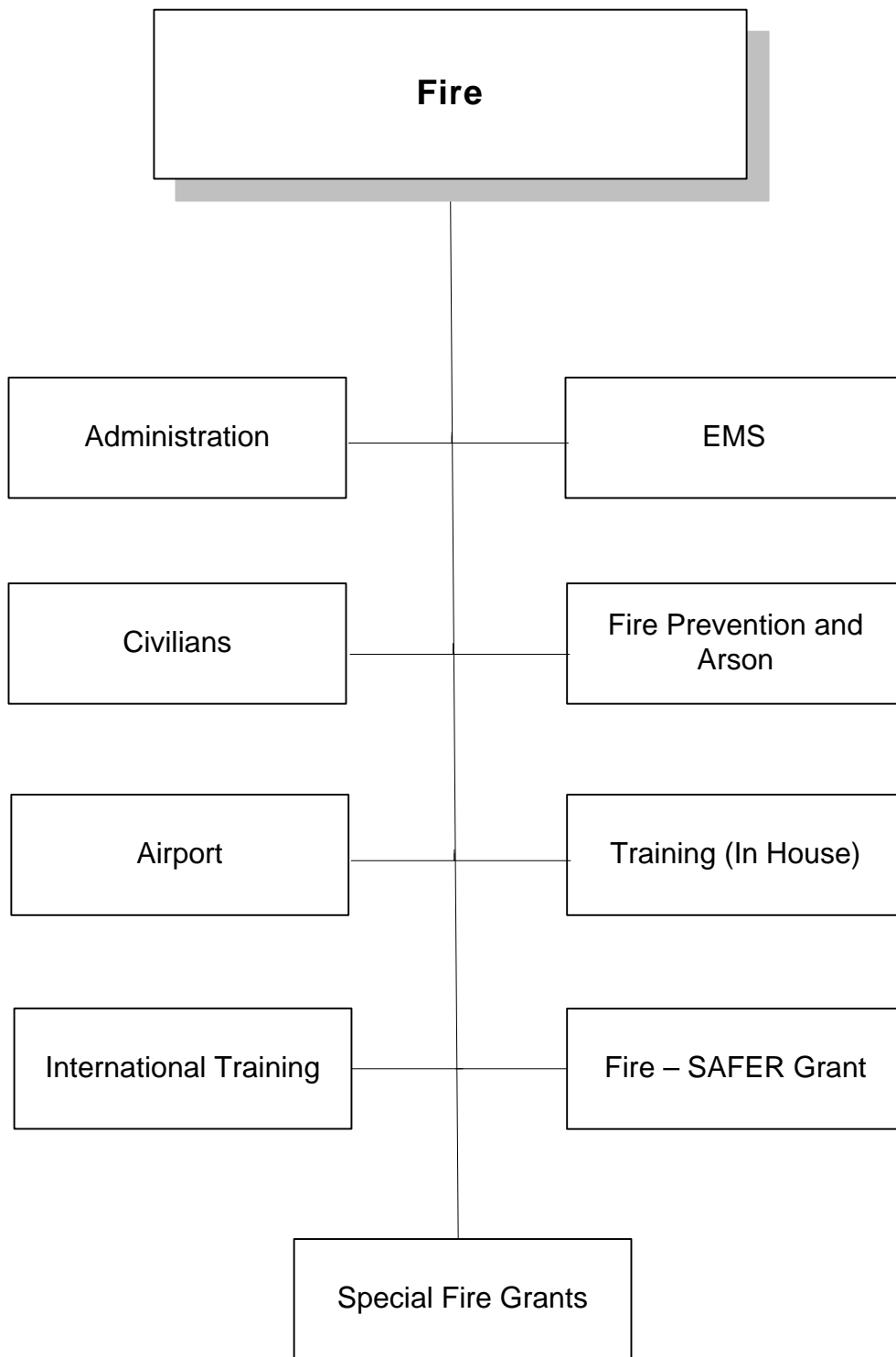
**CITY OF LAREDO, TEXAS**  
**DEBT SERVICE FUND**  
**GENERAL OBLIGATION AND TAX SUPPORTED BUDGET**  
**FY 2012 - 2013**

	<u>ACTUAL FY 09-10</u>	<u>ACTUAL FY 10-11</u>	<u>ORIGINAL BUDGET FY 11-12</u>	<u>AMENDED BUDGET FY 11-12</u>	<u>TOTAL ESTIMATE FY 11-12</u>	<u>PROPOSED BUDGET FY 12-13</u>
<b>CONTR. OBLIGATIONS</b>						
Debt Service	14,215,131	13,154,009	15,031,521	15,031,521	15,148,192	15,568,145
<b>TOTAL CONTR. OBLIGATIONS</b>	<b>14,215,131</b>	<b>13,154,009</b>	<b>15,031,521</b>	<b>15,031,521</b>	<b>15,148,192</b>	<b>15,568,145</b>
<b>TOTAL EXPENDITURES</b>	<b>21,976,055</b>	<b>23,889,926</b>	<b>24,208,839</b>	<b>24,208,839</b>	<b>23,674,474</b>	<b>24,751,600</b>
<b>CLOSING BALANCE</b>	<b>\$6,529,078</b>	<b>\$8,272,029</b>	<b>\$5,212,019</b>	<b>\$5,560,394</b>	<b>\$6,099,305</b>	<b>\$4,446,195</b>

**CITY OF LAREDO, TEXAS**  
**2012-2013 GENERAL OBLIGATION AND TAX SUPPORTED**  
**DEBT SERVICE SUMMARY**

Series	Bond Description	Principal Interest Due	Outstanding Balance 09/30/12	FY 2012-2013				Total	Outstanding Balance 09/30/13
				Principal	1P Interest	2P Interest	Interest		
2003	2003 Certificate of Obligation (3.510M)	Feb*-Aug	2,350,000	170,000	49,295	46,150	95,445	265,445	2,180,000
2005	2005 Certificate of Obligation (15.625M)	Feb*-Aug	6,020,000	360,000	131,364	131,365	262,729	622,729	5,660,000
2005	2005 Refunding G.O. (24.455M)	Feb*-Aug	8,260,159	1,161,880	206,504	206,504	413,008	1,574,888	7,098,279
2006	2006 General Obligation Refunding Bond (17.865M)	Feb*-Aug	(6,635)	(6,635)	(166)	-	(166)	(6,801)	-
2006	2006 Certificate of Obligation (17.32M)	Feb*-Aug	13,725,000	720,000	308,812	292,613	601,425	1,321,425	13,005,000
2007	2007 Certificate of Obligation (72.48M)	Feb*-Aug	46,025,000	795,000	1,151,475	1,135,575	2,287,050	3,082,050	45,230,000
2008	2008 Certificate of Obligation (30.065M)	Feb*-Aug	28,695,000	1,025,000	634,310	616,372	1,250,682	2,275,682	27,670,000
2009A	2009A Certificate of Obligation (11.27M)	Feb*-Aug	10,485,000	1,015,000	238,975	218,675	457,650	1,472,650	9,470,000
2009B	2009 Certificate of Obligation BAB (13.465M)	Feb*-Aug	13,465,000	-	428,591	428,591	857,182	857,182	13,465,000
2009	2009 PPFCO (5.095M)	Feb*-Aug	1,977,000	978,000	24,765	14,985	39,750	1,017,750	999,000
2010	2010 GO Refunding Bond (9.345M)	Feb*-Aug	1,199,943	129,909	22,645	20,697	43,342	173,251	1,070,034
2010	2010 Certificate of Obligation (9.545M)	Feb-Aug*	8,790,000	355,000	190,025	190,025	380,050	735,050	8,435,000
2010	2010 Tax & Airport Refunding (2.07M)	Feb*-Aug	1,930,000	75,000	45,837	44,057	89,894	164,894	1,855,000
2012	2012 Certificate of Obligation (7.69M)	Feb*-Aug	6,150,000	247,920	79,977	77,498	157,475	405,395	5,902,080
2012	2012 GO Refunding Bond (7.635M) - Tax	Feb*-Aug	1,163,566	(76,849)	17,997	17,997	35,994	(40,855)	1,240,415
<b>TOTAL TAX SUPPORTED DEBT</b>			150,229,033	6,949,225	3,530,406	3,441,104	6,971,510	13,920,735	143,279,808
2010A	2010A Certificate of Obligation (4.095M)	Feb*-Aug	3,815,000	150,000	90,606	87,044	177,650	327,650	3,665,000
2010B	2010B Tax & Airport Certificate of Obligation (2.04M)	Feb*-Aug	1,905,000	70,000	49,530	47,710	97,240	167,240	1,835,000
<b>TOTAL TAX &amp; AIRPORT DEBT</b>			5,720,000	220,000	140,136	134,754	274,890	494,890	5,500,000
2004	2004 Certificates of Obligation (13.535M)	Feb*-Aug	1,005,000	65,000	4,275	2,975	7,250	72,250	940,000
2005	2005 Refunding G.O. (24.455M)	Feb*-Aug	185,482	90,301	4,637	4,638	9,275	99,576	95,181
2010	2010 GO Refunding Bond (9.345M)	Feb*-Aug	640,723	53,758	11,987	11,181	23,168	76,926	586,965
2012	2012 GO Refunding Bond (7.635M) - Parking	Feb*-Aug	911,409	11,540	13,346	13,347	26,693	38,233	899,869
<b>TOTAL PARKING METER FUND REVENUE DEBT</b>			2,742,614	220,599	34,245	32,141	66,386	286,985	2,522,015
2005	2005 Refunding G.O. (24.455M)	Feb-Aug*	4,532,480	15,784	110,537	110,538	221,075	236,859	4,516,696
2010	2010 GO Refunding Bond (9.345M)	Feb*-Aug	1,034,809	508,560	18,153	10,526	28,679	537,239	526,249
<b>TOTAL BRIDGE FUND REVENUE DEBT</b>			5,567,289	524,344	128,690	121,064	249,754	774,098	5,042,945
2005	2005 Certificate of Obligation (15.625M)	Feb-Aug*	5,580,000	335,000	121,760	121,760	243,520	578,520	5,245,000
2007	2007 Certificate of Obligation (72.48M)	Feb*-Aug	14,200,000	655,000	353,137	340,038	693,175	1,348,175	13,545,000
2010	2010 PPFCO (5.08M)	Feb*-Aug	397,088	59,815	7,694	6,535	14,229	74,044	337,273
2012	2012 Certificate of Obligation (7.69M) - NPDES	Feb*-Aug	1,540,000	62,081	20,027	19,406	39,433	101,514	1,477,919
<b>TOTAL ENVIRONMENTAL FUND REVENUE DEBT</b>			21,717,088	1,111,896	502,618	487,739	990,357	2,102,253	20,605,192
2005	2005 Sports & Community Venue Sales Tax Revenue	Mar*-Sept.	28,055,000	1,745,000	707,425	663,800	1,371,225	3,116,225	26,310,000
2009 (1)	2009 GO Refunding Bond (27.510M)	Feb-Aug*	5,830,458	1,823,340	115,686	115,687	231,373	2,054,713	4,007,118
2009	2009 PPFCO (5.095M) - Police Trust	Feb*-Aug	1,318,000	652,000	16,510	9,990	26,500	678,500	666,000
2011	2011 Sports Venue Sales Tax Revenue Refunding	Mar*-Sept.	10,205,000	265,000	243,379	241,672	485,051	750,051	9,940,000
<b>TOTAL TAX &amp; OTHER DEBT</b>			45,408,458	4,485,340	1,083,000	1,031,149	2,114,149	6,599,489	40,923,118
<b>TOTAL TAX &amp; REVENUE SUPPORTED DEBT</b>			231,384,482	13,511,404	5,419,095	5,247,951	10,667,046	24,178,450	217,873,078

(1) To be paid from Debt Service Fund Balance





**CITY OF LAREDO, TEXAS  
GENERAL FUND SUMMARY  
EXPENDITURES  
FY 2012-2013**

EXPENDITURES	ACTUAL FY 09-10	ACTUAL FY 10-11	ORIGINAL BUDGET FY 11-12	AMENDED BUDGET FY 11-12	TOTAL ESTIMATE FY 11-12	PROPOSED BUDGET FY 12-13
Fire						
Personnel Services	22,666,930	23,253,261	22,846,728	22,846,728	24,911,464	26,092,187
Materials and Supplies	605,549	726,515	698,475	693,785	629,083	1,112,273
Contractual Services	788,831	833,610	813,501	894,125	826,131	895,276
Other Charges	101	-	-	-	-	94,620
Capital Outlay	-	-	-	9,500	9,500	-
Debt Service	47,650	-	-	-	-	-
<b>Subtotal Fire</b>	<b>24,109,061</b>	<b>24,813,386</b>	<b>24,358,704</b>	<b>24,444,138</b>	<b>26,376,178</b>	<b>28,194,356</b>
EMS						
Personnel Services	7,549,173	7,009,492	6,884,242	6,884,242	7,083,543	7,045,282
Materials and Supplies	440,733	453,484	530,737	507,668	438,058	524,868
Contractual Services	238,289	221,581	232,635	255,991	219,154	235,266
<b>Subtotal EMS</b>	<b>8,228,195</b>	<b>7,684,557</b>	<b>7,647,614</b>	<b>7,647,901</b>	<b>7,740,755</b>	<b>7,805,416</b>
EMS - Trauma Service Area						
Materials and Supplies	5,603	5,900	5,000	5,000	5,000	9,000
Contractual Services	-	750	4,000	4,000	4,000	4,000
<b>Subtotal EMS - Trauma Service Area</b>	<b>5,603</b>	<b>6,650</b>	<b>9,000</b>	<b>9,000</b>	<b>9,000</b>	<b>13,000</b>
Civilians						
Personnel Services	604,302	603,842	555,025	527,025	650,767	726,774
Contractual Services	7,838	7,589	7,314	7,314	7,290	8,774
<b>Subtotal Civilians</b>	<b>612,140</b>	<b>611,431</b>	<b>562,339</b>	<b>534,339</b>	<b>658,057</b>	<b>735,548</b>
Fire Prevention & Arson						
Personnel Services	1,472,947	1,381,772	1,510,846	1,510,846	1,602,815	1,638,565
Materials and Supplies	38,286	39,035	49,071	49,071	40,842	50,409
Contractual Services	44,219	46,445	46,654	46,665	45,319	47,460
<b>Subtotal Fire Prevention &amp; Arson</b>	<b>1,555,452</b>	<b>1,467,252</b>	<b>1,606,571</b>	<b>1,606,582</b>	<b>1,688,976</b>	<b>1,736,434</b>
Airport						
Personnel Services	888,573	1,070,320	920,266	920,266	904,821	1,006,035
Materials and Supplies	20,398	21,757	21,945	21,745	18,830	22,865
Contractual Services	39,066	51,395	42,067	42,267	37,057	41,902
<b>Subtotal Airport</b>	<b>948,037</b>	<b>1,143,472</b>	<b>984,278</b>	<b>984,278</b>	<b>960,708</b>	<b>1,070,802</b>
Fire In-House Training						
Personnel Services	440,158	410,138	384,153	384,153	456,145	402,277
Materials and Supplies	52,043	55,451	117,947	84,842	68,679	127,857
Contractual Services	35,432	40,271	43,518	37,169	34,017	47,660
<b>Subtotal Fire In-House Training</b>	<b>527,633</b>	<b>505,860</b>	<b>545,618</b>	<b>506,164</b>	<b>558,841</b>	<b>577,794</b>

**CITY OF LAREDO, TEXAS  
GENERAL FUND SUMMARY  
EXPENDITURES  
FY 2012-2013**

<b>EXPENDITURES</b>	<b>ACTUAL FY 09-10</b>	<b>ACTUAL FY 10-11</b>	<b>ORIGINAL BUDGET FY 11-12</b>	<b>AMENDED BUDGET FY 11-12</b>	<b>TOTAL ESTIMATE FY 11-12</b>	<b>PROPOSED BUDGET FY 12-13</b>
Fire Training Facility						
Personnel Services	284,230	321,183	330,030	330,030	412,747	380,310
Materials and Supplies	24,446	25,253	26,142	31,683	33,488	27,918
Contractual Services	57,644	55,973	54,073	53,833	49,060	56,486
Subtotal Fire Training Facility	<u>366,320</u>	<u>402,409</u>	<u>410,245</u>	<u>415,546</u>	<u>495,295</u>	<u>464,714</u>
Emergency Management						
Materials and Supplies	2,981	-	2,981	2,981	-	2,981
Contractual Services	11,347	11,878	18,546	19,326	13,000	18,546
Subtotal Emergency Management	<u>14,328</u>	<u>11,878</u>	<u>21,527</u>	<u>22,307</u>	<u>13,000</u>	<u>21,527</u>
Total Fire	<u>36,366,769</u>	<u>36,646,895</u>	<u>36,145,896</u>	<u>36,170,255</u>	<u>38,500,810</u>	<u>40,619,591</u>

**City of Laredo, Texas  
Fire Department  
Major Fund Changes  
FY 2012-2013**

**EXPENDITURES**

Personnel (due to new employees hired at above entry level rates, reclassifications, changes to benefits, etc.)	\$ 61,469
Contract Increase	1,229,052
Overhires (17 Cadets)	1,117,325
Transfer In 15 Firefighters from SAFER GRANT fund	1,353,650
Add One (1) Building Maintenance Worker	34,040
Add Two (2) Clerk I	64,604
Inet Charges	47,099
800 MHz	365
Motor Fuel	959
Bunker Gear	238,050
Operational cost for October Academy (40 Firefighters/Cadets)	67,720
Operational cost for new Administrative Building	100,100
Facepieces (300 @ \$250 each)	75,000
Communication Devices (60 @ \$1,200 each)	72,000
Water	8,262
	<hr/>
<b>Total Net Change from FY2012 to FY2013</b>	<b><u><u>\$ 4,473,695</u></u></b>

**Additional Expenses**

- SAFER Grant	\$ 624,326
---------------	------------

CITY OF LAREDO  
DEPARTMENT REQUESTS  
FIRE DEPARTMENT  
FY 2012-2013

PERSONNEL REQUESTS

Division	Title	Grd.	New	Del	Estimated Salary	Approved Yes/ No
Fire	Firefighter Cadet	FA1	5		Previously Funded	Yes
Civilians	Building Maintenance Worker	R24	1		\$ 17,680	Yes
	Clerk I	R23	2		33,696	Yes
	Network Specialist	R36	1		41,600	No
		Total	9		\$ 92,976	

CAPITAL OUTLAY REQUESTS

Division	Description	Amount	Approved Yes/ No
Administration	Automotive		
	Replace a 1996 aerial truck	\$ 1,175,000	Yes
	Replace a 1997 aerial truck	1,175,000	No
	Replace a 1999 aerial truck with ladder	975,000	No
	Replace engine 3005, year 2001	490,000	Yes
	Replace 2001 fire engine	490,000	No
	Replace three 2007 fire suppression supervisor response vehicles at \$24,280 ea. with the following mileage:	72,840	Yes
	60,000 miles		
	70,000 miles		
	105,000 miles		
	Replace 2003 F350 w/ 51,119 mi. w/ F350 4x4 crew cab	27,531	No
	Minor Apparatus & Tools		
	Replace bunker gear for 125 firefighters @\$2,2500 ea.	281,250	Yes
	Replace and upgrade portable radios as follows:	109,925	No
Model XTS 5000 - 4 x \$4,323			
Model XTS 2500 - 26 x \$2,611			
Model APX 6000 - 6 X \$4,124			
300 Facepieces	75,000	Yes	
60 Communication Devices	72,000	Yes	

FIRE CAPITAL OUTLAY REQUESTS - CONTINUED

Division	Description	Amount	Approved Yes/ No
EMS	Automotive Replace 2 ambulances at an avg. cost of \$217,394 ea. that currently have the following mileage: 2006 unit having 144,048 miles 2007 unit having 97,242 miles	434,788	Yes
	Replace 2008 ambulance having 72,460 miles	217,394	No
	Replace 3 supervisor 2008 units at an avg. cost of \$60,000 ea. with the following mileage: 57,762 miles 79,000 miles 80,000 miles	180,000	No
	Replace F150 crew cab w/ 135K mi. for dist. chief suprvsr.	26,880	No
	Replace staff Ford Escape with 125,394 miles	20,329	Yes
	Automotive Two Ford Escapes for inspectors, at avg. cost of \$20,329 ea., to replace Ford Expedition with 144,094 miles and F150 with 143,199 miles One F250 4x4 crew cab for fire safety presentations	40,658	Yes
Fire Prevention & Arson	Automotive Two Ford Escapes for inspectors, at avg. cost of \$20,329 ea., to replace Ford Expedition with 144,094 miles and F150 with 143,199 miles One F250 4x4 crew cab for fire safety presentations	24,280	No
	Machinery & Equipment Replace 25 SCBAs at a cost of \$5,500 ea.	137,500	Yes
	Update airbags for vehicle extrication as follows: One low-pressure set at a cost of \$8,000 One medium-pressure set at a cost of \$8,000	16,000	No
	Automotive Replace wrecked 2003 Ford Explorer with 80,000 miles	26,880	No
	Replace two Kawasaki Mules at a cost of \$8,000 ea.	16,000	No
	Minor Apparatus & Tools Replace 40 SCBA masks for line personnel at \$200 ea. One specialized paratech pakhammer	8,000 4,000	No No
Training - In House	Automotive Replace Suburban with 152,519 miles with F150 crew cab	26,880	No
	New vehicle for IT division	20,329	Yes
Training			
		Total	\$ 6,143,464

FUND NUMBER	101 GENERAL FUND
DEPARTMENT NUMBER	24 FIRE
DIVISION NUMBER	10 FIRE

**MISSION**

The mission of the Fire Division is to prevent or reduce the loss of life and property damage.

**OBJECTIVES & PLANNED ACCOMPLISHMENTS**

- Provide better equipment and facilities for Fire Department personnel
- Replace the following Fire Suppression Aerial Trucks 4001, 4002, and 4003
- Replace the following Fire Suppression Engines 3005, and 3012

**EXPENDITURES**

	ACTUAL 09-10	ACTUAL 10-11	AMENDED 11-12	ESTIMATED 11-12	PROPOSED 12-13
Personnel Services	22,666,930	23,253,261	22,846,728	24,911,464	26,048,018
Materials & Supplies	605,547	726,514	693,785	629,083	866,523
Contractual Services	788,834	833,609	894,125	826,131	895,276
Capital Outlay	101	-	9,500	9,500	182,140
Debt Service	47,650	-	-	-	-
<b>Total</b>	24,109,062	24,813,384	24,444,138	26,376,178	27,991,957

**PERSONNEL POSITION LISTING**

DEPT	DIV	AUTH #	POSITION NO.	GRADE	POSITION TITLE	12-13 PROPOSED ANNUAL RATE
24	10	522	50537	FA1	FIREFIGHTER CADET	63,412
24	10	523	50537	FA1	FIREFIGHTER CADET	60,310
24	10	527	50537	FA1	FIREFIGHTER CADET	60,310
24	10	532	50537	FA1	FIREFIGHTER CADET	60,310
24	10	533	50537	FA1	FIREFIGHTER CADET	60,310
24	10	535	50537	FA1	FIREFIGHTER CADET	60,310

FUND NUMBER

101 GENERAL FUND

DEPARTMENT NUMBER

24 FIRE

DIVISION NUMBER

10 FIRE

## PERSONNEL POSITION LISTING - CONTINUED

DEPT	DIV	AUTH #	POSITION NO.	GRADE	POSITION TITLE	12-13 PROPOSED ANNUAL RATE
24	10	536	50537	FA1	FIREFIGHTER CADET	60,310
24	10	537	50537	FA1	FIREFIGHTER CADET	60,310
24	10	9917	50537	FA1	FIREFIGHTER CADET	44,861
24	10	80	50538	FA2	FIREFIGHTER	66,686
24	10	231	50538	FA2	FIREFIGHTER	69,861
24	10	248	50538	FA2	FIREFIGHTER	69,564
24	10	517	50538	FA2	FIREFIGHTER	69,861
24	10	996	50538	FA2	FIREFIGHTER	69,923
24	10	9910	50538	FA2	FIREFIGHTER	69,273
24	10	11	50070	FA3	FIRE ASSISTANT DRIVER	74,786
24	10	33	50070	FA3	FIRE ASSISTANT DRIVER	74,786
24	10	41	50070	FA3	FIRE ASSISTANT DRIVER	81,502
24	10	49	50367	FA4	FIRE DRIVER	81,566
24	10	10	30538	FA5	FIRE CAPTAINS	95,776
24	10	19	30538	FA5	FIRE CAPTAINS	97,827
24	10	53	30538	FA5	FIRE CAPTAINS	91,704
24	10	70	30538	FA5	FIRE CAPTAINS	97,827
24	10	74	30538	FA5	FIRE CAPTAINS	91,704
24	10	8	10338	FA6	FIRE DISTRICT CHIEF	105,980
24	10	62	10338	FA6	FIRE DISTRICT CHIEF	110,768
24	10	1	10321	FA7	DEPUTY FIRE CHIEF	131,733
24	10	2	10321	FA7	DEPUTY FIRE CHIEF	125,375
24	10	300	10321	FA7	DEPUTY FIRE CHIEF	131,858
24	10	1	10541	FA8	ASSISTANT FIRE CHIEF	145,445
24	10	3	50538	FS2	FIREFIGHTER	62,825
24	10	5	50538	FS2	FIREFIGHTER	66,356
24	10	10	50538	FS2	FIREFIGHTER	64,865
24	10	14	50538	FS2	FIREFIGHTER	69,142
24	10	15	50538	FS2	FIREFIGHTER	68,617
24	10	26	50538	FS2	FIREFIGHTER	67,145
24	10	33	50538	FS2	FIREFIGHTER	67,145
24	10	35	50538	FS2	FIREFIGHTER	68,384
24	10	65	50538	FS2	FIREFIGHTER	69,025

FUND NUMBER  
DEPARTMENT NUMBER  
DIVISION NUMBER

101 GENERAL FUND  
24 FIRE  
10 FIRE

PERSONNEL POSITION LISTING - CONTINUED

DEPT	DIV	AUTH #	POSITION NO.	GRADE	POSITION TITLE	12-13 PROPOSED ANNUAL RATE
24	10	99	50538	FS2	FIREFIGHTER	68,976
24	10	109	50538	FS2	FIREFIGHTER	68,850
24	10	116	50538	FS2	FIREFIGHTER	68,792
24	10	140	50538	FS2	FIREFIGHTER	67,319
24	10	142	50538	FS2	FIREFIGHTER	67,727
24	10	200	50538	FS2	FIREFIGHTER	67,145
24	10	201	50538	FS2	FIREFIGHTER	71,423
24	10	202	50538	FS2	FIREFIGHTER	68,598
24	10	205	50538	FS2	FIREFIGHTER	66,138
24	10	221	50538	FS2	FIREFIGHTER	65,039
24	10	229	50538	FS2	FIREFIGHTER	68,384
24	10	247	50538	FS2	FIREFIGHTER	65,963
24	10	252	50538	FS2	FIREFIGHTER	67,145
24	10	255	50538	FS2	FIREFIGHTER	67,145
24	10	256	50538	FS2	FIREFIGHTER	67,145
24	10	263	50538	FS2	FIREFIGHTER	67,086
24	10	271	50538	FS2	FIREFIGHTER	67,086
24	10	276	50538	FS2	FIREFIGHTER	67,086
24	10	277	50538	FS2	FIREFIGHTER	67,086
24	10	282	50538	FS2	FIREFIGHTER	64,806
24	10	285	50538	FS2	FIREFIGHTER	65,905
24	10	296	50538	FS2	FIREFIGHTER	67,145
24	10	350	50538	FS2	FIREFIGHTER	67,086
24	10	510	50538	FS2	FIREFIGHTER	68,598
24	10	513	50538	FS2	FIREFIGHTER	68,598
24	10	514	50538	FS2	FIREFIGHTER	67,145
24	10	515	50538	FS2	FIREFIGHTER	69,863
24	10	516	50538	FS2	FIREFIGHTER	69,863
24	10	518	50538	FS2	FIREFIGHTER	72,143
24	10	519	50538	FS2	FIREFIGHTER	72,143
24	10	991	50538	FS2	FIREFIGHTER	69,921
24	10	992	50538	FS2	FIREFIGHTER	69,921
24	10	993	50538	FS2	FIREFIGHTER	69,921



FUND NUMBER  
DEPARTMENT NUMBER  
DIVISION NUMBER

101 GENERAL FUND  
24 FIRE  
10 FIRE

PERSONNEL POSITION LISTING - CONTINUED

DEPT	DIV	AUTH #	POSITION NO.	GRADE	POSITION TITLE	12-13 PROPOSED ANNUAL RATE
24	10	994	50538	FS2	FIREFIGHTER	69,921
24	10	995	50538	FS2	FIREFIGHTER	69,921
24	10	997	50538	FS2	FIREFIGHTER	69,921
24	10	998	50538	FS2	FIREFIGHTER	69,921
24	10	999	50538	FS2	FIREFIGHTER	69,921
24	10	9911	50538	FS2	FIREFIGHTER	69,921
24	10	9912	50538	FS2	FIREFIGHTER	69,921
24	10	9913	50538	FS2	FIREFIGHTER	69,921
24	10	9914	50538	FS2	FIREFIGHTER	69,921
24	10	9915	50538	FS2	FIREFIGHTER	69,921
24	10	1	50070	FS3	FIRE ASSISTANT DRIVER	71,992
24	10	2	50070	FS3	FIRE ASSISTANT DRIVER	73,614
24	10	3	50070	FS3	FIRE ASSISTANT DRIVER	76,783
24	10	4	50070	FS3	FIRE ASSISTANT DRIVER	72,051
24	10	5	50070	FS3	FIRE ASSISTANT DRIVER	72,051
24	10	6	50070	FS3	FIRE ASSISTANT DRIVER	78,522
24	10	7	50070	FS3	FIRE ASSISTANT DRIVER	76,783
24	10	8	50070	FS3	FIRE ASSISTANT DRIVER	78,231
24	10	9	50070	FS3	FIRE ASSISTANT DRIVER	78,464
24	10	10	50070	FS3	FIRE ASSISTANT DRIVER	75,307
24	10	12	50070	FS3	FIRE ASSISTANT DRIVER	83,195
24	10	13	50070	FS3	FIRE ASSISTANT DRIVER	76,192
24	10	14	50070	FS3	FIRE ASSISTANT DRIVER	76,783
24	10	15	50070	FS3	FIRE ASSISTANT DRIVER	78,588
24	10	16	50070	FS3	FIRE ASSISTANT DRIVER	72,225
24	10	18	50070	FS3	FIRE ASSISTANT DRIVER	70,953
24	10	19	50070	FS3	FIRE ASSISTANT DRIVER	70,720
24	10	20	50070	FS3	FIRE ASSISTANT DRIVER	72,051
24	10	21	50070	FS3	FIRE ASSISTANT DRIVER	73,614
24	10	22	50070	FS3	FIRE ASSISTANT DRIVER	75,686
24	10	23	50070	FS3	FIRE ASSISTANT DRIVER	73,769
24	10	24	50070	FS3	FIRE ASSISTANT DRIVER	71,992
24	10	25	50070	FS3	FIRE ASSISTANT DRIVER	75,307

FUND NUMBER	101 GENERAL FUND
DEPARTMENT NUMBER	24 FIRE
DIVISION NUMBER	10 FIRE

PERSONNEL POSITION LISTING - CONTINUED

DEPT	DIV	AUTH #	POSITION NO.	GRADE	POSITION TITLE	12-13 PROPOSED ANNUAL RATE
24	10	27	50070	FS3	FIRE ASSISTANT DRIVER	74,803
24	10	28	50070	FS3	FIRE ASSISTANT DRIVER	78,472
24	10	29	50070	FS3	FIRE ASSISTANT DRIVER	76,133
24	10	30	50070	FS3	FIRE ASSISTANT DRIVER	76,075
24	10	31	50070	FS3	FIRE ASSISTANT DRIVER	76,580
24	10	32	50070	FS3	FIRE ASSISTANT DRIVER	83,204
24	10	34	50070	FS3	FIRE ASSISTANT DRIVER	76,580
24	10	35	50070	FS3	FIRE ASSISTANT DRIVER	75,511
24	10	36	50070	FS3	FIRE ASSISTANT DRIVER	73,964
24	10	37	50070	FS3	FIRE ASSISTANT DRIVER	73,614
24	10	38	50070	FS3	FIRE ASSISTANT DRIVER	83,612
24	10	39	50070	FS3	FIRE ASSISTANT DRIVER	76,783
24	10	40	50070	FS3	FIRE ASSISTANT DRIVER	78,231
24	10	43	50070	FS3	FIRE ASSISTANT DRIVER	78,347
24	10	44	50070	FS3	FIRE ASSISTANT DRIVER	71,992
24	10	45	50070	FS3	FIRE ASSISTANT DRIVER	73,769
24	10	46	50070	FS3	FIRE ASSISTANT DRIVER	78,697
24	10	47	50070	FS3	FIRE ASSISTANT DRIVER	76,580
24	10	50	50070	FS3	FIRE ASSISTANT DRIVER	72,051
24	10	51	50070	FS3	FIRE ASSISTANT DRIVER	72,225
24	10	52	50070	FS3	FIRE ASSISTANT DRIVER	77,191
24	10	102	50070	FS3	FIRE ASSISTANT DRIVER	76,725
24	10	401	50070	FS3	FIRE ASSISTANT DRIVER	76,580
24	10	403	50070	FS3	FIRE ASSISTANT DRIVER	76,725
24	10	1	50367	FS4	FIRE DRIVER	81,285
24	10	2	50367	FS4	FIRE DRIVER	81,168
24	10	3	50367	FS4	FIRE DRIVER	77,738
24	10	4	50367	FS4	FIRE DRIVER	81,518
24	10	6	50367	FS4	FIRE DRIVER	81,692
24	10	7	50367	FS4	FIRE DRIVER	77,417
24	10	8	50367	FS4	FIRE DRIVER	77,068
24	10	9	50367	FS4	FIRE DRIVER	76,403
24	10	10	50367	FS4	FIRE DRIVER	81,459

FUND NUMBER	101 GENERAL FUND
DEPARTMENT NUMBER	24 FIRE
DIVISION NUMBER	10 FIRE

PERSONNEL POSITION LISTING - CONTINUED

DEPT	DIV	AUTH #	POSITION NO.	GRADE	POSITION TITLE	12-13 PROPOSED ANNUAL RATE
24	10	11	50367	FS4	FIRE DRIVER	81,285
24	10	12	50367	FS4	FIRE DRIVER	81,576
24	10	13	50367	FS4	FIRE DRIVER	81,692
24	10	14	50367	FS4	FIRE DRIVER	75,850
24	10	16	50367	FS4	FIRE DRIVER	77,417
24	10	17	50367	FS4	FIRE DRIVER	76,893
24	10	19	50367	FS4	FIRE DRIVER	77,359
24	10	20	50367	FS4	FIRE DRIVER	81,692
24	10	22	50367	FS4	FIRE DRIVER	80,183
24	10	23	50367	FS4	FIRE DRIVER	81,401
24	10	25	50367	FS4	FIRE DRIVER	81,751
24	10	26	50367	FS4	FIRE DRIVER	81,459
24	10	27	50367	FS4	FIRE DRIVER	77,184
24	10	28	50367	FS4	FIRE DRIVER	76,718
24	10	29	50367	FS4	FIRE DRIVER	81,285
24	10	30	50367	FS4	FIRE DRIVER	81,518
24	10	33	50367	FS4	FIRE DRIVER	76,718
24	10	35	50367	FS4	FIRE DRIVER	80,557
24	10	36	50367	FS4	FIRE DRIVER	81,692
24	10	38	50367	FS4	FIRE DRIVER	81,401
24	10	39	50367	FS4	FIRE DRIVER	79,717
24	10	43	50367	FS4	FIRE DRIVER	81,285
24	10	46	50367	FS4	FIRE DRIVER	81,576
24	10	47	50367	FS4	FIRE DRIVER	73,104
24	10	50	50367	FS4	FIRE DRIVER	81,692
24	10	51	50367	FS4	FIRE DRIVER	81,809
24	10	52	50367	FS4	FIRE DRIVER	80,183
24	10	53	50367	FS4	FIRE DRIVER	81,285
24	10	54	50367	FS4	FIRE DRIVER	81,518
24	10	55	50367	FS4	FIRE DRIVER	81,634
24	10	56	50367	FS4	FIRE DRIVER	81,285
24	10	57	50367	FS4	FIRE DRIVER	81,809
24	10	58	50367	FS4	FIRE DRIVER	76,893

FUND NUMBER  
DEPARTMENT NUMBER  
DIVISION NUMBER

101 GENERAL FUND  
24 FIRE  
10 FIRE

PERSONNEL POSITION LISTING - CONTINUED

DEPT	DIV	AUTH #	POSITION NO.	GRADE	POSITION TITLE	12-13 PROPOSED ANNUAL RATE
24	10	59	50367	FS4	FIRE DRIVER	79,834
24	10	60	50367	FS4	FIRE DRIVER	81,518
24	10	61	50367	FS4	FIRE DRIVER	81,285
24	10	101	50367	FS4	FIRE DRIVER	81,401
24	10	290	50367	FS4	FIRE DRIVER	81,692
24	10	291	50367	FS4	FIRE DRIVER	81,634
24	10	292	50367	FS4	FIRE DRIVER	76,777
24	10	404	50367	FS4	FIRE DRIVER	81,576
24	10	406	50367	FS4	FIRE DRIVER	81,285
24	10	1	30538	FS5	FIRE CAPTAINS	97,883
24	10	2	30538	FS5	FIRE CAPTAINS	97,825
24	10	3	30538	FS5	FIRE CAPTAINS	92,531
24	10	4	30538	FS5	FIRE CAPTAINS	91,704
24	10	5	30538	FS5	FIRE CAPTAINS	91,145
24	10	8	30538	FS5	FIRE CAPTAINS	91,704
24	10	15	30538	FS5	FIRE CAPTAINS	95,752
24	10	16	30538	FS5	FIRE CAPTAINS	91,704
24	10	17	30538	FS5	FIRE CAPTAINS	91,103
24	10	20	30538	FS5	FIRE CAPTAINS	94,584
24	10	21	30538	FS5	FIRE CAPTAINS	92,472
24	10	23	30538	FS5	FIRE CAPTAINS	97,825
24	10	25	30538	FS5	FIRE CAPTAINS	91,704
24	10	26	30538	FS5	FIRE CAPTAINS	96,043
24	10	28	30538	FS5	FIRE CAPTAINS	98,262
24	10	31	30538	FS5	FIRE CAPTAINS	98,629
24	10	33	30538	FS5	FIRE CAPTAINS	92,705
24	10	34	30538	FS5	FIRE CAPTAINS	95,926
24	10	35	30538	FS5	FIRE CAPTAINS	98,203
24	10	36	30538	FS5	FIRE CAPTAINS	95,926
24	10	37	30538	FS5	FIRE CAPTAINS	91,704
24	10	42	30538	FS5	FIRE CAPTAINS	92,898
24	10	43	30538	FS5	FIRE CAPTAINS	98,203
24	10	51	30538	FS5	FIRE CAPTAINS	92,723

FUND NUMBER

101 GENERAL FUND

DEPARTMENT NUMBER

24 FIRE

DIVISION NUMBER

10 FIRE

## PERSONNEL POSITION LISTING - CONTINUED

DEPT	DIV	AUTH #	POSITION NO.	GRADE	POSITION TITLE	12-13 PROPOSED ANNUAL RATE
24	10	54	30538	FS5	FIRE CAPTAINS	92,764
24	10	55	30538	FS5	FIRE CAPTAINS	97,767
24	10	60	30538	FS5	FIRE CAPTAINS	97,883
24	10	63	30538	FS5	FIRE CAPTAINS	88,590
24	10	65	30538	FS5	FIRE CAPTAINS	104,408
24	10	69	30538	FS5	FIRE CAPTAINS	92,548
24	10	73	30538	FS5	FIRE CAPTAINS	97,825
24	10	76	30538	FS5	FIRE CAPTAINS	95,990
24	10	85	30538	FS5	FIRE CAPTAINS	97,767
24	10	100	30538	FS5	FIRE CAPTAINS	91,744
24	10	103	30538	FS5	FIRE CAPTAINS	98,495
24	10	105	30538	FS5	FIRE CAPTAINS	96,159
24	10	194	30538	FS5	FIRE CAPTAINS	97,883
24	10	233	30538	FS5	FIRE CAPTAINS	97,999
24	10	236	30538	FS5	FIRE CAPTAINS	91,977
24	10	237	30538	FS5	FIRE CAPTAINS	104,059
24	10	238	30538	FS5	FIRE CAPTAINS	97,708
24	10	239	30538	FS5	FIRE CAPTAINS	97,883
24	10	301	30538	FS5	FIRE CAPTAINS	97,825
24	10	302	30538	FS5	FIRE CAPTAINS	97,767
24	10	407	30538	FS5	FIRE CAPTAINS	97,534
24	10	480	30538	FS5	FIRE CAPTAINS	91,704
24	10	1	10338	FS6	FIRE DISTRICT CHIEF	99,786
24	10	4	10338	FS6	FIRE DISTRICT CHIEF	106,042
24	10	5	10338	FS6	FIRE DISTRICT CHIEF	99,961
24	10	6	10338	FS6	FIRE DISTRICT CHIEF	111,729
24	10	15	10338	FS6	FIRE DISTRICT CHIEF	110,827
24	10	120	10338	FS6	FIRE DISTRICT CHIEF	110,768
24	10	125	10338	FS6	FIRE DISTRICT CHIEF	110,710
24	10	500	10338	FS6	FIRE DISTRICT CHIEF	110,943
24	10	1	10540	R45	FIRE CHIEF	151,988
<b>TOTAL COUNT</b>			<b>235</b>		<b>TOTAL SALARIES</b>	<b>19,081,826</b>

FUND NUMBER	101 GENERAL FUND
DEPARTMENT NUMBER	24 FIRE
DIVISION NUMBER	10 FIRE

PERFORMANCE MEASURES

	ACTUAL 09-10	ACTUAL 10-11	ESTIMATED 11-12	PROPOSED 12-13
<b>Workload Measures</b>				
<i>Inputs</i>				
Number of engine companies	14	14	14	14
<i>Outputs</i>				
Number of Fire incident reports	25,920	25,965	26,150	26,300
Number of Fire unit responses	9,031	9,092	9,152	9,212
Number of assist EMS calls	2,860	2,655	2,700	2,750
Number of fire origin calls	7,735	6,437	6,500	6,562
<b>Efficiency Measures</b>				
Number of fire origin calls per engine	552	459	464	468
Number of assist EMS calls per engine company	204	189	192	196

FUND NUMBER	101 GENERAL FUND
DEPARTMENT NUMBER	24 FIRE
DIVISION NUMBER	15 EMS

**MISSION**

The mission of the Emergency Medical Service program is to provide care and transportation of the sick and injured for the citizens of Laredo and Webb County through Emergency Medical response with advanced level of care.

**OBJECTIVES & PLANNED ACCOMPLISHMENTS**

- Provide the best pre-hospital care to our citizens.
- Activate Ambulance at Fire Station No. 6 this year.
- Equip all Ambulances with same cardiac monitor model.
- Increase our Paramedic Manpower by 21 with our cadet class.

**EXPENDITURES**

	ACTUAL 09-10	ACTUAL 10-11	AMENDED 11-12	ESTIMATED 11-12	PROPOSED 12-13
Personnel Services	7,549,173	7,009,492	6,884,242	7,083,543	7,040,178
Materials & Supplies	440,735	453,484	507,668	438,058	524,868
Contractual Services	238,289	221,582	255,991	219,154	235,266
<b>Total</b>	8,228,197	7,684,558	7,647,901	7,740,755	7,800,312

**PERSONNEL POSITION LISTING**

DEPT	DIV	AUTH #	POSITION NO.	GRADE	POSITION TITLE	12-13 PROPOSED ANNUAL RATE
24	15	227	50537	FA1	FIREFIGHTER CADET	63,412
24	15	25	50538	FA2	FIREFIGHTER	70,746
24	15	42	50538	FA2	FIREFIGHTER	70,746
24	15	136	50538	FA2	FIREFIGHTER	70,746
24	15	187	50538	FA2	FIREFIGHTER	70,683
24	15	234	50538	FA2	FIREFIGHTER	71,990
24	15	295	50538	FA2	FIREFIGHTER	70,683
24	15	5	30538	FA5	FIRE CAPTAINS	97,827
24	15	45	30538	FA5	FIRE CAPTAINS	91,704
24	15	13	10338	FA6	FIRE DISTRICT CHIEF	106,229
24	15	253	10338	FA6	FIRE DISTRICT CHIEF	106,229
24	15	12	50538	FS2	FIREFIGHTER	71,889

FUND NUMBER  
DEPARTMENT NUMBER  
DIVISION NUMBER

101 GENERAL FUND  
24 FIRE  
15 EMS

PERSONNEL POSITION LISTING - CONTINUED

DEPT	DIV	AUTH #	POSITION NO.	GRADE	POSITION TITLE	12-13 PROPOSED ANNUAL RATE
24	15	66	50538	FS2	FIREFIGHTER	73,071
24	15	82	50538	FS2	FIREFIGHTER	72,143
24	15	102	50538	FS2	FIREFIGHTER	71,441
24	15	164	50538	FS2	FIREFIGHTER	73,071
24	15	165	50538	FS2	FIREFIGHTER	72,896
24	15	166	50538	FS2	FIREFIGHTER	71,423
24	15	168	50538	FS2	FIREFIGHTER	71,063
24	15	169	50538	FS2	FIREFIGHTER	72,064
24	15	174	50538	FS2	FIREFIGHTER	73,129
24	15	175	50538	FS2	FIREFIGHTER	69,863
24	15	177	50538	FS2	FIREFIGHTER	72,896
24	15	179	50538	FS2	FIREFIGHTER	71,773
24	15	180	50538	FS2	FIREFIGHTER	72,122
24	15	184	50538	FS2	FIREFIGHTER	71,598
24	15	188	50538	FS2	FIREFIGHTER	70,241
24	15	190	50538	FS2	FIREFIGHTER	73,245
24	15	192	50538	FS2	FIREFIGHTER	71,423
24	15	195	50538	FS2	FIREFIGHTER	71,365
24	15	196	50538	FS2	FIREFIGHTER	71,889
24	15	199	50538	FS2	FIREFIGHTER	69,863
24	15	200	50538	FS2	FIREFIGHTER	72,246
24	15	203	50538	FS2	FIREFIGHTER	72,663
24	15	204	50538	FS2	FIREFIGHTER	71,219
24	15	207	50538	FS2	FIREFIGHTER	72,143
24	15	213	50538	FS2	FIREFIGHTER	72,143
24	15	215	50538	FS2	FIREFIGHTER	70,038
24	15	223	50538	FS2	FIREFIGHTER	68,772
24	15	226	50538	FS2	FIREFIGHTER	68,772
24	15	228	50538	FS2	FIREFIGHTER	71,481
24	15	235	50538	FS2	FIREFIGHTER	71,237
24	15	237	50538	FS2	FIREFIGHTER	69,863
24	15	238	50538	FS2	FIREFIGHTER	69,863
24	15	240	50538	FS2	FIREFIGHTER	70,038
24	15	244	50538	FS2	FIREFIGHTER	71,889
24	15	262	50538	FS2	FIREFIGHTER	72,317
24	15	268	50538	FS2	FIREFIGHTER	69,388
24	15	289	50538	FS2	FIREFIGHTER	71,365



FUND NUMBER  
 DEPARTMENT NUMBER  
 DIVISION NUMBER

101 GENERAL FUND  
 24 FIRE  
 15 EMS

PERSONNEL POSITION LISTING - CONTINUED

DEPT	DIV	AUTH #	POSITION NO.	GRADE	POSITION TITLE	12-13 PROPOSED ANNUAL RATE
24	15	293	50538	FS2	FIREFIGHTER	72,317
24	15	294	50538	FS2	FIREFIGHTER	70,241
24	15	300	50538	FS2	FIREFIGHTER	70,038
24	15	303	50538	FS2	FIREFIGHTER	70,038
24	15	304	50538	FS2	FIREFIGHTER	72,317
24	15	410	50538	FS2	FIREFIGHTER	72,317
24	15	411	50538	FS2	FIREFIGHTER	71,063
24	15	512	50538	FS2	FIREFIGHTER	72,143
24	15	521	50538	FS2	FIREFIGHTER	72,143
24	15	402	50070	FS3	FIRE ASSISTANT DRIVER	76,725
24	15	21	50367	FS4	FIRE DRIVER	81,576
24	15	27	30538	FS5	FIRE CAPTAINS	97,475
24	15	30	30538	FS5	FIRE CAPTAINS	92,665
24	15	46	30538	FS5	FIRE CAPTAINS	96,281
24	15	50	30538	FS5	FIRE CAPTAINS	98,203
24	15	71	30538	FS5	FIRE CAPTAINS	92,723
24	15	75	30538	FS5	FIRE CAPTAINS	98,203
24	15	408	30538	FS5	FIRE CAPTAINS	92,152
24	15	409	30538	FS5	FIRE CAPTAINS	97,534
<b>TOTAL COUNT</b>			<b>68</b>		<b>TOTAL SALARIES</b>	<b>5,171,052</b>

PERFORMANCE MEASURES

	ACTUAL 09-10	ACTUAL 10-11	ESTIMATED 11-12	PROPOSED 12-13
<b>Workload Measures</b>				
<i>Inputs</i>				
Number of EMS units	9	9	9	10
<i>Outputs</i>				
Emergency call responses	23,428	22,265	22,984	25,000
Total amount of patients	27,320	26,344	24,553	25,153
Total amount of transports	14,211	14,064	19,788	20,000
<b>Efficiency Measures</b>				
Average number of responses per EMS unit	2,603	2,473	1,915	2,600

FUND NUMBER

101 GENERAL FUND

DEPARTMENT NUMBER

24 FIRE

DIVISION NUMBER

20 CIVILIANS

**MISSION**

To provide administrative and support services such as payroll, bookkeeping, purchase orders, file maintenance forms and all other clerical duties. To keep all emergency and support vehicles in good working condition and to prolong the life of all fire units through a proactive maintenance program.

**OBJECTIVES & PLANNED ACCOMPLISHMENT**

- To provide all emergency vehicles with the most advanced communications technology.
- To introduce and utilize new software programs for our department's payroll.
- To insure that all civilian employees attend the latest training in computer and continuing education seminars.
- To insure that mechanics receive specialized training on new emergency vehicles and stay abreast the latest technological advances so they can provide our fleet with proper maintenance and repairs.
- To increase the efficiency of the civilian and maintenance personnel through cross-training.
- To insure that the new CAD software, the new fire reports software (Firehouse) and mobile computer terminals in all emergency units continue to provide our personnel with needed information while responding to emergency calls thru a proactive IT Division.
- To provide maintenance for all Fire Department fleet as well as other fire fighting equipment.

**EXPENDITURES**

	ACTUAL 09-10	ACTUAL 10-11	AMENDED 11-12	ESTIMATED 11-12	PROPOSED 12-13
Personnel Services	604,303	603,842	527,025	650,767	628,130
Contractual Services	7,838	7,588	7,314	7,290	8,774
<b>Total</b>	612,141	611,430	534,339	658,057	636,904

**PERSONNEL POSITION LISTING**

DEPT	DIV	AUTH #	POSITION NO.	GRADE	POSITION TITLE	12-13 PROPOSED ANNUAL RATE
24	20	14	41521	R28	PERSONNEL ASSISTANT I	26,229
24	20	157	41521	R28	PERSONNEL ASSISTANT I	28,434
24	20	17	70004	R29	AUTOMOTIVE MECHANIC I	29,120
24	20	4	41522	R30	PERSONNEL ASSISTANT II	40,394
24	20	9	71808	R32	DIESEL MECHANIC I	50,502
24	20	161	71808	R32	DIESEL MECHANIC I	30,597
24	20	33	20015	R35	ADMINISTRATIVE ASSISTANT II	56,618
24	20	158	20015	R35	ADMINISTRATIVE ASSISTANT II	53,352
24	20	1	80002	R36	EMERGENCY VEHICLE MAINT. SUPVR	62,338
24	20	12	31821	R37	SENIOR PROGRAMMER/ANALYST	55,224
24	20	9935	20250	R23	CLERK I	16,848
24	20	9936	20250	R23	CLERK I	16,848
24	20	9934	81966	R24	BUILDING MAINTENANCE WORKER	17,680
<b>TOTAL COUNT</b>			<b>13</b>		<b>TOTAL SALARIES</b>	<b>484,182</b>

FUND NUMBER

101 GENERAL FUND

DEPARTMENT NUMBER

24 FIRE

DIVISION NUMBER

20 CIVILIANS

## PERFORMANCE MEASURES

	ACTUAL 09-10	ACTUAL 10-11	ESTIMATED 11-12	PROPOSED 12-13
<b>Workload Measures</b>				
<b>Inputs</b>				
Number of full-time equivalent employees (FTE) – mechanics	4	3	4	4
Number of full-time equivalent employees (FTE) – office	5	4	3	5
Number of full-time equivalent employees (FTE) - IT	1	1	1	1
<b>Outputs</b>				
Number of vehicle repairs	927	657	850	900
Number of purchase requisitions, payroll and personnel forms processed	10,200	6,000	10,800	11,000
Number of servers, PCs, network devices and users supported. Installations & service calls	1,342	1,600	1,700	1,800
<b>Efficiency Measures</b>				
Number of vehicle repairs per FTE – mechanics	232	219	212	225
Number of administrative support actions per FTE – office	2,040	1,500	3,600	2,200
Number of computer and network support actions per FTE- IT	1,342	1,600	1,700	1,800
<b>Effectiveness Measures</b>				
% of preventive maintenance completed on schedule- mechanics	100%	100%	100%	100%
% of purchase requisitions, payroll and personnel forms processed on schedule-office	100%	100%	100%	100%
% of computer and network support actions completed on schedule -IT	100%	100%	100%	100%

FUND NUMBER	101 GENERAL FUND
DEPARTMENT NUMBER	24 FIRE
DIVISION NUMBER	25 FIRE PREVENTION & ARSON

**MISSION**

To create a community safe from fire through adherence to codes, construction plan reviews, and field inspections. To educate the public in fire prevention and code enforcement, prevent or reduce the loss of life and property and to investigate fires throughout the community.

**OBJECTIVES & PLANNED ACCOMPLISHMENTS**

- To provide more community awareness of our prevention and mitigation efforts.
- To increase the number of fire inspections city wide.
- To investigate every suspicious fire.
- To involve the community in fire prevention awareness through advertisement and demonstrations.
- To implement customer service as a standard operating procedure.
- To increase division efficiency.

**EXPENDITURES**

	ACTUAL 09-10	ACTUAL 10-11	AMENDED 11-12	ESTIMATED 11-12	PROPOSED 12-13
Personnel Services	1,472,947	1,381,772	1,510,846	1,602,815	1,636,014
Materials & Supplies	38,286	39,035	49,071	40,842	50,409
Contractual Services	44,219	46,445	46,665	45,319	47,460
<b>Total</b>	1,555,452	1,467,252	1,606,582	1,688,976	1,733,883

**PERSONNEL POSITION LISTING**

DEPT	DIV	AUTH #	POSITION NO.	GRADE	POSITION TITLE	12-13 PROPOSED ANNUAL RATE
24	25	170	50538	FA2	FIREFIGHTER	73,238
24	25	178	50538	FA2	FIREFIGHTER	72,593
24	25	272	50538	FA2	FIREFIGHTER	69,627
24	25	42	50070	FA3	FIRE ASSISTANT DRIVER	75,036
24	25	48	50070	FA3	FIRE ASSISTANT DRIVER	74,786
24	25	49	50070	FA3	FIRE ASSISTANT DRIVER	76,059

FUND NUMBER  
 DEPARTMENT NUMBER  
 DIVISION NUMBER

101 GENERAL FUND  
 24 FIRE  
 25 FIRE PREVENTION & ARSON

PERSONNEL POSITION LISTING - CONTINUED

DEPT	DIV	AUTH #	POSITION NO.	GRADE	POSITION TITLE	12-13 PROPOSED ANNUAL RATE
24	25	18	50367	FA4	FIRE DRIVER	80,897
24	25	18	30538	FA5	FIRE CAPTAINS	98,784
24	25	56	30538	FA5	FIRE CAPTAINS	91,704
24	25	77	30538	FA5	FIRE CAPTAINS	95,851
24	25	500	10338	FA6	FIRE DISTRICT CHIEF	105,980
24	25	1	10542	FA7	FIRE MARSHAL	135,638
24	25	243	50538	FS2	FIREFIGHTER	67,104
24	25	17	50367	FS4	FIRE DRIVER	79,776
<b>TOTAL COUNT</b>			<b>14</b>		<b>TOTAL SALARIES</b>	<b>1,197,071</b>

PERFORMANCE MEASURES

	ACTUAL 09-10	ACTUAL 10-11	ESTIMATED 11-12	PROPOSED 12-13
<b>Workload Measures</b>				
<b>Inputs</b>				
Number of Uniformed Personnel	14	14	14	14
Number of Inspectors	8	11	11	11
<b>Outputs</b>				
Number of Fire Inspections	2,808	4,510	4,600	4,989
Number of Plans Reviewed	447	479	480	615
Number of Plats Reviewed	40	34	32	48
Number of Public Education Presentations	295	300	315	325
Number of Complaints/Misc. Details	450	400	10	12
Number of Arson Cases Invest.	119	82	95	127
Total Outputs	4,181	5,805	5,532	6,116
<b>Efficiency Measures</b>				
Number of Inspections per Inspector	351	410	418	453
<b>Effectiveness Measures</b>				
Number of civilian deaths per 100,000 population	N/A	2	3	N/A

FUND NUMBER	101 GENERAL FUND
DEPARTMENT NUMBER	24 FIRE
DIVISION NUMBER	30 AIRPORT

**MISSION**

The purpose of the ARFF crew is to provide for the safety of the Airport Carrier and it’s passengers as well as Airport tenants for Fire/EMS/Rescue related operations, and functions.

**OBJECTIVES & PLANNED ACCOMPLISHMENTS**

- Develop pre fire plans on the AOA (Airport Operations Area).
- Increase the level of knowledge and skills for the ARFF personnel by having training for all Fire personnel assigned to the Airport Fire Station.
- Provide for an annual ARFF/FAA qualification course for all assigned personnel.
- Respond to Fuel spills for the purpose of reduced hazards.
- Continue with the Fuel Inspection for the FBO’S (Fixed Based Operators).
- Create A&E specs. and plans for a new ARFF Station on airport grounds.

**EXPENDITURES**

	ACTUAL 09-10	ACTUAL 10-11	AMENDED 11-12	ESTIMATED 11-12	PROPOSED 12-13
Personnel Services	888,574	1,070,320	920,266	904,821	1,006,035
Materials & Supplies	20,399	21,756	21,745	18,830	22,865
Contractual Services	39,067	51,395	42,267	37,057	41,902
<b>Total</b>	948,040	1,143,471	984,278	960,708	1,070,802

**PERSONNEL POSITION LISTING**

DEPT	DIV	AUTH #	POSITION NO.	GRADE	POSITION TITLE	12-13 PROPOSED ANNUAL RATE
24	30	5	50367	FA4	FIRE DRIVER	82,169
24	30	48	50367	FA4	FIRE DRIVER	80,547
24	30	62	30538	FA5	FIRE CAPTAINS	91,704
24	30	100	50538	FS2	FIREFIGHTER	69,591
24	30	108	50538	FS2	FIREFIGHTER	69,345
24	30	176	50538	FS2	FIREFIGHTER	68,326
24	30	62	50367	FS4	FIRE DRIVER	81,576
24	30	32	30538	FS5	FIRE CAPTAINS	90,329
24	30	72	30538	FS5	FIRE CAPTAINS	97,883
<b>TOTAL COUNT</b>			<b>9</b>		<b>TOTAL SALARIES</b>	<b>731,471</b>

FUND NUMBER	101 GENERAL FUND
DEPARTMENT NUMBER	24 FIRE
DIVISION NUMBER	30 AIRPORT

PERFORMANCE MEASURES

	ACTUAL 09-10	ACTUAL 10-11	ESTIMATED 11-12	PROPOSED 12-13
<b>Workload Measures</b>				
<i>Inputs</i>				
Number of full-time equivalent employees (FTE)	9	9	9	9
<i>Outputs</i>				
Number of Aircraft Alerts responded	13	16	14	15
Number of Fuel Spills responded	12	13	27	30
Number of Emergency Medical Calls responded	3	4	3	3
Number of other type of emergency call responded	12	7	13	13

FUND NUMBER	101 GENERAL FUND
DEPARTMENT NUMBER	24 FIRE
DIVISION NUMBER	35 IN-HOUSE TRAINING

**MISSION**

To provide training for the Fire Department in all Fire related disciplines.

**OBJECTIVES & PLANNED ACCOMPLISHMENTS**

- To increase the field of knowledge and skills for all fire personnel while providing the necessary education for certification and recertification purposes.
- To provide in-house training and ongoing continuing education courses to comply with all requirements set forth by our regulatory agencies.
- To expand on technical rescue knowledge and skills.

**EXPENDITURES**

	ACTUAL 09-10	ACTUAL 10-11	AMENDED 11-12	ESTIMATED 11-12	PROPOSED 12-13
Personnel Services	440,157	410,138	384,153	456,145	399,584
Materials & Supplies	52,045	55,452	84,842	68,679	127,857
Contractual Services	35,431	40,272	37,169	34,017	47,660
<b>Total</b>	<b>527,633</b>	<b>505,862</b>	<b>506,164</b>	<b>558,841</b>	<b>575,101</b>

**PERSONNEL POSITION LISTING**

DEPT	DIV	AUTH #	POSITION NO.	GRADE	POSITION TITLE	12-13 PROPOSED ANNUAL RATE
24	35	6	30538	FA5	FIRE CAPTAINS	94,305
24	35	100	10338	FA6	FIRE DISTRICT CHIEF	110,893
24	35	64	30538	FS5	FIRE CAPTAINS	92,432
<b>TOTAL COUNT</b>			<b>3</b>		<b>TOTAL SALARIES</b>	<b>297,630</b>



FUND NUMBER	101 GENERAL FUND
DEPARTMENT NUMBER	24 FIRE
DIVISION NUMBER	35 IN-HOUSE TRAINING

PERFORMANCE MEASURES

	ACTUAL 09-10	ACTUAL 10-11	ESTIMATED 12-11	PROPOSED 12-13
<b>Workload Measures</b>				
<i>Inputs</i>				
Number of full-time equivalent instructors	3	3	3	3
<i>Outputs</i>				
Number of training classes conducted	170	176	216	270
<b>Efficiency Measures</b>				
Ratio of training sessions per instructor	57	59	72	90
<b>Effectiveness Measures</b>				
Number of certified personnel produced	335	308	347	387
Number of course completion certificates issued	335	308	347	387

FUND NUMBER	101 GENERAL FUND
DEPARTMENT NUMBER	24 FIRE
DIVISION NUMBER	40 INTERNATIONAL TRAINING

**MISSION**

Provide quality education for emergency personnel to have the knowledge and skills necessary to safely and effectively manage critical incidents, rescue the injured or trapped and minimize property loss while protecting the environment.

**OBJECTIVES & PLANNED ACCOMPLISHMENTS**

- To increase the field of knowledge and skills for all first responders.
- Conduct courses for firefighters to maintain and upgrade career skills.
- Prepare students for employment both nationally and internationally in Fire and EMS services.

**EXPENDITURES**

	ACTUAL 09-10	ACTUAL 10-11	AMENDED 11-12	ESTIMATED 11-12	PROPOSED 12-13
Personnel Services	284,231	321,183	330,030	412,747	377,648
Materials & Supplies	24,447	25,252	31,683	33,488	27,918
Contractual Services	57,643	55,973	53,833	49,060	56,486
<b>Total</b>	366,321	402,408	415,546	495,295	462,052

**PERSONNEL POSITION LISTING**

DEPT	DIV	AUTH #	POSITION NO.	GRADE	POSITION TITLE	12-13 PROPOSED ANNUAL RATE
24	40	242	50538	FA2	FIREFIGHTER	71,474
24	40	400	30538	FA5	FIRE CAPTAINS	96,641
24	40	2	10338	FA6	FIRE DISTRICT CHIEF	111,309
<b>TOTAL COUNT</b>			<b>3</b>		<b>TOTAL SALARIES</b>	<b>279,424</b>

FUND NUMBER  
 DEPARTMENT NUMBER  
 DIVISION NUMBER

101 GENERAL FUND  
 24 FIRE  
 40 INTERNATIONAL TRAINING

PERFORMANCE MEASURES

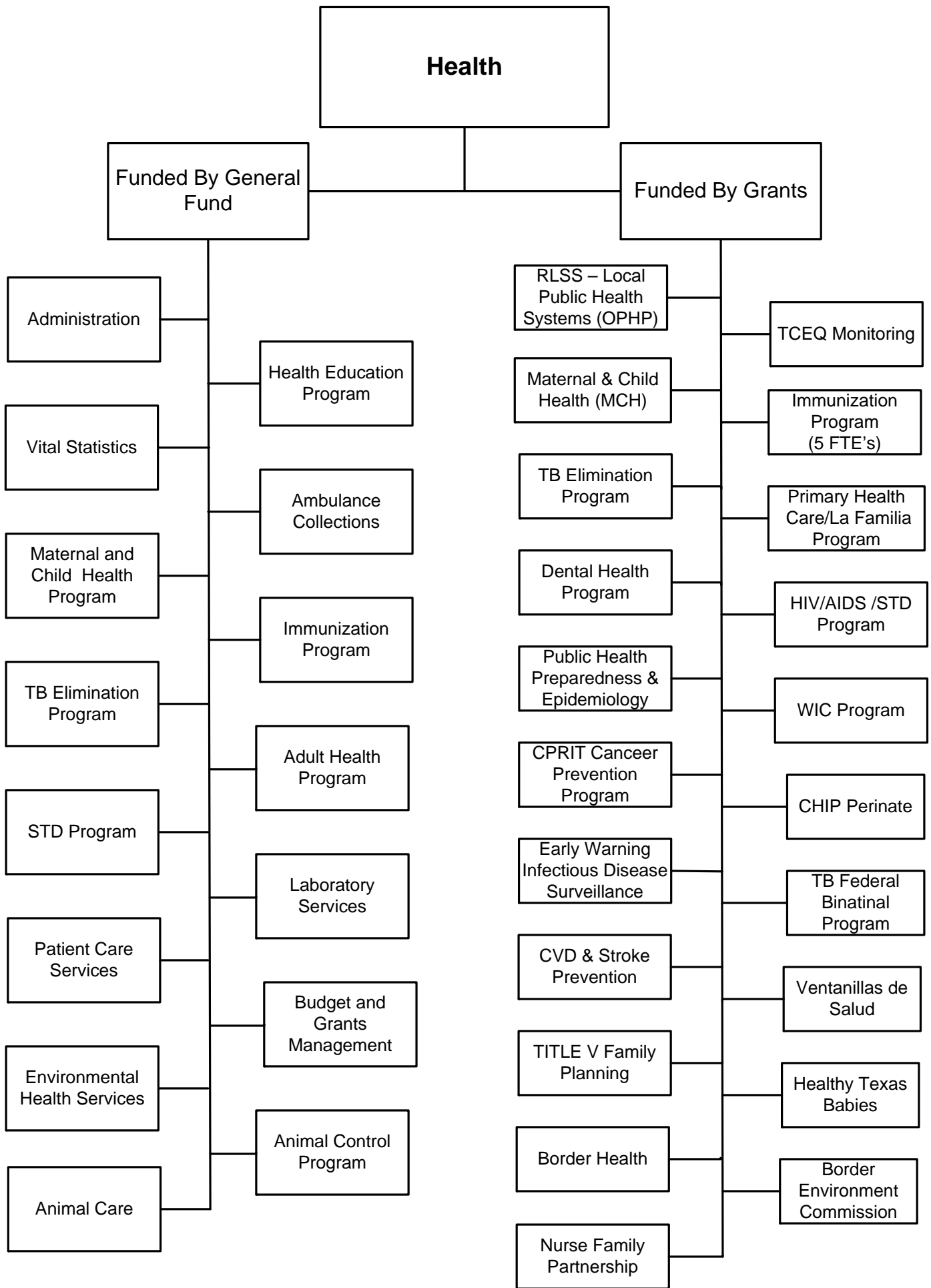
	ACTUAL 09-10	ACTUAL 10-11	ESTIMATED 11-12	PROPOSED 12-13
<b>Workload Measures</b>				
<i>Inputs</i>				
Number of full-time equivalent instructors	3	3	3	3
<i>Outputs</i>				
Number of training classes conducted	120	96	90	95
Revenue generated from classes	105,853	155,620	123,166	123,833
<b>Efficiency Measures</b>				
Ratio of training sessions per instructor	40	32	30	32
Revenue generated per instructor	35,285	51,873	41,055	41,277
<b>Effectiveness Measures</b>				
Number of certified personnel produced	152	68	70	75
Number of course completion certificates issued	152	68	70	75

**CITY OF LAREDO, TEXAS  
SPECIAL FIRE  
OPERATING GRANTS FUND  
FY 2012 - 2013**

	<u>ACTUAL FY 09-10</u>	<u>ACTUAL FY 10-11</u>	<u>ORIGINAL BUDGET FY 11-12</u>	<u>AMENDED BUDGET FY 11-12</u>	<u>TOTAL ESTIMATE FY 11-12</u>	<u>PROPOSED BUDGET FY 12-13</u>
<b>OPENING BALANCE</b>	<b>\$100,010</b>	<b>\$21,072</b>	<b>\$0</b>	<b>\$21,080</b>	<b>\$21,080</b>	<b>\$68,250</b>
<b>REVENUES</b>						
Intergovernmental Revenue	1,452,421	444,704	335,000	3,889,324	3,554,324	88,000
Rents, Royalties and Interest	122	8	0	0	0	0
Reimburse and Miscellaneous	571	0	0	0	0	0
Other Financing Sources	893,279	1,090,260	1,259,799	1,259,799	1,259,799	624,326
<b>TOTAL REVENUES</b>	<b>2,346,393</b>	<b>1,534,972</b>	<b>1,594,799</b>	<b>5,149,123</b>	<b>4,814,123</b>	<b>712,326</b>
<b>TOTAL AVAILABLE</b>	<b>2,446,403</b>	<b>1,556,044</b>	<b>1,594,799</b>	<b>5,170,203</b>	<b>4,835,203</b>	<b>780,576</b>
<b>EXPENDITURES</b>						
<b>2006 LETPP</b>						
Materials and Supplies	21,165	0	0	0	0	0
<b>TOTAL 2006 LETPP</b>	<b>21,165</b>	<b>0</b>	<b>0</b>	<b>0</b>	<b>0</b>	<b>0</b>
<b>SAFER GRANT</b>						
Personnel Services	1,156,010	1,201,324	1,212,629	1,212,629	1,212,629	0
<b>TOTAL SAFER GRANT</b>	<b>1,156,010</b>	<b>1,201,324</b>	<b>1,212,629</b>	<b>1,212,629</b>	<b>1,212,629</b>	<b>0</b>
<b>DHS/FIRE PREV &amp; SAFEY</b>						
Other Charges	0	0	35,000	35,000	0	0
<b>TOTAL DHS/FIRE PREV &amp; SAFEY</b>	<b>0</b>	<b>0</b>	<b>35,000</b>	<b>35,000</b>	<b>0</b>	<b>0</b>
<b>FEMA-ASSIST TO FIRE FY09</b>						
Materials and Supplies	59,226	0	0	0	0	0
Contractual Services	230,513	0	0	0	0	0
Capital Outlay	108,417	0	0	0	0	0
<b>TOTAL FEMA-ASSIST TO FIRE FY09</b>	<b>398,156</b>	<b>0</b>	<b>0</b>	<b>0</b>	<b>0</b>	<b>0</b>

**CITY OF LAREDO, TEXAS  
SPECIAL FIRE  
OPERATING GRANTS FUND  
FY 2012 - 2013**

	<u>ACTUAL FY 09-10</u>	<u>ACTUAL FY 10-11</u>	<u>ORIGINAL BUDGET FY 11-12</u>	<u>AMENDED BUDGET FY 11-12</u>	<u>TOTAL ESTIMATE FY 11-12</u>	<u>PROPOSED BUDGET FY 12-13</u>
<b>SHSP FY 09</b>						
Capital Outlay	850,000	0	0	0	0	0
<b>TOTAL SHSP FY 09</b>	<b>850,000</b>	<b>0</b>	<b>0</b>	<b>0</b>	<b>0</b>	<b>0</b>
<b>SAFER 2011-2013</b>						
Personnel Services	0	333,640	0	3,554,324	3,554,324	692,576
<b>TOTAL SAFER 2011-2013</b>	<b>0</b>	<b>333,640</b>	<b>0</b>	<b>3,554,324</b>	<b>3,554,324</b>	<b>692,576</b>
<b>NEW GRANTS</b>						
Other Charges	0	0	347,170	347,170	0	88,000
<b>TOTAL NEW GRANTS</b>	<b>0</b>	<b>0</b>	<b>347,170</b>	<b>347,170</b>	<b>0</b>	<b>88,000</b>
<b>TOTAL EXPENDITURES</b>	<b>2,425,331</b>	<b>1,534,964</b>	<b>1,594,799</b>	<b>5,149,123</b>	<b>4,766,953</b>	<b>780,576</b>
<b>CLOSING BALANCE</b>	<b>\$21,072</b>	<b>\$21,080</b>	<b>\$0</b>	<b>\$21,080</b>	<b>\$68,250</b>	<b>\$0</b>



**CITY OF LAREDO, TEXAS  
HEALTH  
OPERATING FUND  
FY 2012 - 2013**

	<u>ACTUAL FY 09-10</u>	<u>ACTUAL FY 10-11</u>	<u>ORIGINAL BUDGET FY 11-12</u>	<u>AMENDED BUDGET FY 11-12</u>	<u>TOTAL ESTIMATE FY 11-12</u>	<u>PROPOSED BUDGET FY 12-13</u>
<b>OPENING BALANCE</b>	<b>\$409,169</b>	<b>\$621,394</b>	<b>\$0</b>	<b>\$657,240</b>	<b>\$657,240</b>	<b>\$0</b>
<b>REVENUES</b>						
Licenses and Permits	366,611	382,523	378,795	378,795	378,900	387,600
Intergovernmental Revenue	9,062,936	9,561,595	8,752,490	13,404,251	13,406,526	9,756,263
Fees and Collections	713,847	729,230	766,598	838,679	741,928	833,438
Rents, Royalties and Interest	1,291	2,002	2,480	2,480	1,495	1,526
Reimburse and Miscellaneous	481,334	655,406	985,765	1,180,937	771,953	1,229,587
Other Financing Sources	3,480,497	3,058,484	3,403,740	3,678,098	3,561,571	4,453,600
<b>TOTAL REVENUES</b>	<b>14,106,516</b>	<b>14,389,240</b>	<b>14,289,868</b>	<b>19,483,240</b>	<b>18,862,373</b>	<b>16,662,014</b>
<b>TOTAL AVAILABLE</b>	<b>14,515,685</b>	<b>15,010,635</b>	<b>14,289,868</b>	<b>20,140,480</b>	<b>19,519,613</b>	<b>16,662,014</b>
<b>EXPENDITURES</b>						
CITY FUNDED PROGRAMS	4,902,393	4,698,775	5,030,650	5,339,106	5,339,106	6,352,932
TX DEPT.OF ST.HEALTH SVCS	8,050,898	8,251,900	8,153,698	10,722,868	10,722,868	8,410,294
FEDERAL FUNDED PROGAMS	188,001	181,581	0	398,291	398,291	590,928
STATE FUNDED PROGRAMS	61,762	713,068	70,342	1,978,648	1,978,648	313,155
COLLEGES & UNIVERSITIES	357,027	167,183	329,849	484,050	484,050	160,304
LOCAL FUNDED PROGRAMS	77,731	113,597	204,279	255,031	255,031	171,501
SCHOOL DISTRICTS	14,989	0	21,000	21,000	21,000	17,850
OTHER GRANTS	241,491	227,291	480,050	320,619	320,619	645,050
<b>TOTAL EXPENDITURES</b>	<b>13,894,290</b>	<b>14,353,395</b>	<b>14,289,868</b>	<b>19,519,613</b>	<b>19,519,613</b>	<b>16,662,014</b>
<b>CLOSING BALANCE</b>	<b>\$621,394</b>	<b>\$657,240</b>	<b>\$0</b>	<b>\$620,867</b>	<b>\$0</b>	<b>\$0</b>

**City of Laredo, Texas  
Health Fund  
Major Fund Changes  
FY 2012-2013**

**REVENUES**

**Total Net Change from FY2012 to FY2013**                      \$ 2,372,146              16.6%

**Major Revenue Changes**

Variance      % Change

**Licenses and Permits**

Food Permits	7,250	2.1%
Swimming Pool	1,900	15.7%

**Intergovernmental Revenues**

Nurse Family Partnership	590,928	100%
OBH Healthy Border	40,000	100%
OBH - EWIDS	(105,287)	-58.8%
Community Diabetes Project	80,000	100.0%
Title X Family Planning Cost Reimb	100,000	100.0%
CVD & Stroke Prevention	(30,000)	-100.0%
Title V - MCH	(2,500)	-100.0%
HIV Ryan White	9,755	2.4%
TB Federal	(23,075)	-13.9%
Title X Family Planning	109,764	146.8%
Healthy Texas Babies	200,000	100.0%
UTHSC/SA - STFAN - HIV	6,116	20.5%
UTHSC/SA - DENTAL CLINIC	(175,661)	-58.6%
HIV SCAN	(40,379)	-100.0%
Border Environmental Commission	50,000	100.0%

**Fees and Collections**

Water Sample Fees	10,382	17.7%
Inspection Fees	5,150	14.8%
Food Handler Certificates	22,570	23.2%
X Ray Fees	11,624	54.3%
TB Clinic/Medicaid Fees	(11,339)	-17.6%
STD Clinic Fees	13,330	23.5%
Animal Adoption Fees	18,000	100.0%
Microchip Fees	10,800	100.0%
Title X Reimbursement	64,848	100.0%

**Reimburse & Miscellaneous**

Contributions	115,000	48.9%
Lab Fees	50,228	20.9%
Microchip Implant Fees	29,060	100.0%
Clinic Fees (IMM)	49,029	75.0%
Clinic Fees (La Familia)	(8,307)	20.9%

**Other Financing Source**

Transfer in from General Fund	1,049,860	30.8%
-------------------------------	-----------	-------



**City of Laredo, Texas  
Health Fund  
Major Fund Changes  
FY 2012-2013**

**EXPENDITURES**

**City Funded**

**Animal Shelter Division (New)**

Personnel	\$ 336,707
Material & Supplies	139,050
Contractual Services	354,243
Other Charges (Reserve)	20,000
<b>Subtotal Animal Shelter Division (New)</b>	<b>\$ 850,000</b>

**All Other City Funded Divisions**

Personnel (due to new employees hired at above entry level rates, reclassifications, changes to benefits, etc.)	\$ 102,962
Printing Services	5,000
Maintenance Agreements - Health Protective Services	22,050
Maintenance Agreements - Animal Control	22,050
Liability Insurance	10,084
Pharmaceuticals	5,086
Administrative Fees	6,859
I-Net Charges	25,697
Nursing Services	7,300
Diagnostic Services	4,450
Computer Hardware/Software	18,215
Clothing and Linen Supply	8,140
Lab equipment, maintenance agreements & related supplies	234,389
<b>Subtotal All Other City Funded Divisions</b>	<b>\$ 472,282</b>

**Grant Funded**

UTHSCSA-Dental	\$ (175,661)
CPRIT Cancer Screening	243,155
Ryan White	8,875
Nurse Family Partnership	590,928
Title V Family Planning	109,764
Community Diabetes Projects	80,000
Healthy Texas Babies	200,000
OBH - EWIDS	(105,287)
CVD & Stroke Prevention	(30,000)
Family Planning	100,000
OBH Border Health	40,000
Bioterrorism	18,145
W.I.C.	(53,510)
Immunization Action Plan	13,834
Border Environment Commission	50,000
SCAN - HIV TESTING	(40,379)
<b>Subtotal Grant Funded</b>	<b>\$ 1,049,864</b>

<b>Total Net Change from FY2012 to FY2013</b>	<b>\$ 2,372,146</b>
---	---------------------

CITY OF LAREDO  
DEPARTMENT REQUESTS  
HEALTH DEPARTMENT  
FY 2012-2013

PERSONNEL REQUESTS

Division	Title	Grd.	New	Del	Estimated Salary	Approved Yes/ No
Grant Employees	Health Aide	R24		(1)	\$ (17,680)	Yes
WIC Program	Clerk III	R27		(1)	(20,654)	Yes
	Licensed Vocational Nurse II	R31		(2)	(52,624)	Yes
	Licensed Vocational Nurse I	R29		(2)	(46,384)	Yes
Bioterrorism	Health Educator II	R32		(1)	(28,142)	Yes
	Clerk II	R25		(1)	(21,757)	Yes
	Public Health Technician	R36		(1)	(37,232)	Yes
Early Warning Preparedness	Public Health Technician	R36		(1)	(37,232)	Yes
Laredo Needs Assesment	Clerk III	R27		(1)	(20,800)	Yes
UTHSCSA Dental School	Medical Office Assistant	R28		(2)	(43,805)	Yes
SCAN HIV Testing	Health Educator I	R29		(1)	(23,192)	Yes
	Total			(14)	\$ (349,502)	

FUND NUMBER	226 HEALTH DEPT
DEPARTMENT NUMBER	29 HEALTH DEPT / 60 DEPT OF STATE HEALTH SVCS.
DIVISION NUMBER	10 ADMINISTRATION
	13 AMBULANCE / 28 BUDGET & GRANTS
	07 OFFICE OF PUBLIC HEALTH PRACTICE (OPHP)

## MISSION

To provide essential public health services vital to our resident's health status.

## OBJECTIVES & PLANNED ACCOMPLISHMENTS

- To prevent disease, improve health status, develop comprehensive preparedness activities, enhance surveillance and communications, prolong life, and promote conducive to healthful living through direct or indirect provision of comprehensive public health services and communication, cooperation, and coordination with individual, group, and community health care providers and with local, state, federal, and international health agencies and officials.
- Administer and oversee the operation and management of all of the programs/services to assure efficient and timely comprehensive public health services, disease prevention health promotion and preparedness against any public health threat both in the City of Laredo and County of Webb.
- Oversee Quality Assurance Committee which conducts quarterly meetings to monitor and evaluate clinical performance, productivity and cost effectiveness; identify areas of noncompliance with established standards, rules and protocols; determine whether services are effective in meeting the needs of the clients; identify areas for service improvement; recommend actions to improve quality of services; and monitor those actions for effectiveness, assure quality management to implement high standards of care.
- Provide trainings and staff development opportunities to ensure excellence in customer service, skills building, and employee development and satisfaction.
- Continue collaborative efforts with Nuevo Laredo regarding health education projects focusing on underserved and rural communities (*Colonias* of both sides) the Binational Tuberculosis Control Program; the joint vector control Projects; and the Binational Health Council which incorporates public health professionals of *Los Dos Laredos* and initiate applied research.
- Continue partnership with local, state, and federal agencies to promote health care delivery, assure access to care and implement new strategies to address research for environmental health and chronic disease.
- Continue to advocate for health care issues affecting the Laredo-Webb County area (access to care) through participation on numerous advisory, workgroups, and coalitions to promote public health policy, services and infrastructure (EPA, CDC, DSHS, USMBHC, USMBHA, TALHO, TAMHO and UTHSC-SA).
- Implement and manage a responsible financial plan for the operation of the Department.
- Prepare the annual budget, monitor all expenditures, procurements, contracts and other related financial matters.
- Manage and maintain the Department's inventory which includes vehicles, computer equipment, medical equipment, major office equipment and furnishings and medical and office supplies.
- Plan and oversee construction/renovation of new facilities; the maintenance of the nine existing facilities and planning for future facility related needs for the Department.
- Provide technical support for all departmental information technology systems including INSIGHT the Department's patient information system, Immunization Clinic's IMMTRAC, TB Clinic's TIMS, the HIV/AIDS Program's ARIES.

FUND NUMBER	226 HEALTH DEPT
DEPARTMENT NUMBER	29 HEALTH DEPT / 60 DEPT OF STATE HEALTH SVCS.
DIVISION NUMBER	10 ADMINISTRATION
	13 AMBULANCE / 28 BUDGET & GRANTS
	07 OFFICE OF PUBLIC HEALTH PRACTICE (OPHP)

EXPENDITURES (2910) ADMINISTRATION

	ACTUAL 09-10	ACTUAL 10-11	AMENDED 11-12	ESTIMATED 11-12	PROPOSED 12-13
Personnel Services	709,707	787,900	815,257	815,257	889,801
Materials & Supplies	56,896	63,265	48,097	48,097	56,654
Contractual Services	404,401	400,274	433,429	433,429	480,086
Other Charges	134,224	3,530	2,411	2,411	2,411
<b>Total</b>	1,305,228	1,254,969	1,299,194	1,299,194	1,428,952

PERSONNEL POSITION LISTING (2910)

DEPT	DIV	AUTH #	POSITION NO.	GRADE	POSITION TITLE	12-13 PROPOSED ANNUAL RATE
29	10	26	80288	R23	CUSTODIAN	19,552
29	10	27	80288	R23	CUSTODIAN	17,701
29	10	68	80288	R23	CUSTODIAN	20,987
29	10	1	80666	R23	GROUNDSKEEPER	23,837
29	10	10	21221	R23	MESSENGER	30,597
29	10	9	20013	R27	CLERK III	30,202
29	10	18	70189	R28	BUILDING MAINTENANCE MECHANIC	29,078
29	10	28	20014	R32	ADMINISTRATIVE ASSISTANT I	30,160
29	10	2	70195	R32	BLDG. MAINTENANCE SUPERVISOR	60,050
29	10	12	40264	R33	MICRO COMPUTER SPECIALIST	31,637
29	10	2	20015	R35	ADMINISTRATIVE ASSISTANT II	36,941
29	10	11	35012	R36	NETWORK SPECIALIST	39,125
29	10	99	15033	R41	CHIEF OF EPIDEMIOLOGY	86,215
29	10	13	10750	R45	HEALTH DIRECTOR	146,806
<b>TOTAL COUNT</b>			<b>14</b>		<b>TOTAL SALARIES</b>	<b>602,887</b>

FUND NUMBER	226 HEALTH DEPT
DEPARTMENT NUMBER	HEALTH DEPT / 60 DEPT OF STATE HEALTH SVCS.
DIVISION NUMBER	10 ADMINISTRATION
	13 AMBULANCE / 28 BUDGET & GRANTS
	07 OFFICE OF PUBLIC HEALTH PRACTICE (OPHP)

EXPENDITURES (2913) EMS COLLECTIONS

	ACTUAL 09-10	ACTUAL 10-11	AMENDED 11-12	ESTIMATED 11-12	PROPOSED 12-13
Personnel Services	61,432	99,612	186,741	186,741	175,590
Materials & Supplies	675	5,594	7,269	7,269	7,374
Contractual Services	307,829	142,631	124,563	124,563	127,444
Capital Outlay	-	26,400	-	-	-
<b>Total</b>	369,936	274,237	318,573	318,573	310,408

PERSONNEL POSITION LISTING (2913)

DEPT	DIV	AUTH #	POSITION NO.	GRADE	POSITION TITLE	12-13 PROPOSED ANNUAL RATE
29	13	43	20013	R27	CLERK III	21,694
29	13	44	20013	R27	CLERK III	21,694
29	13	45	20013	R27	CLERK III	21,694
29	13	4	20254	R28	MEDICAL OFFICE ASSISTANT	25,126
29	13	3	40073	R30	PROJECT SPECIALIST	25,834
<b>TOTAL COUNT</b>			<b>5</b>		<b>TOTAL SALARIES</b>	<b>116,043</b>

EXPENDITURES (2928) BUDGET & GRANTS MGMT

	ACTUAL 09-10	ACTUAL 10-11	AMENDED 11-12	ESTIMATED 11-12	PROPOSED 12-13
Personnel Services	258,059	243,454	303,572	303,572	313,656
Materials & Supplies	4,628	8,639	14,856	14,856	15,404
Contractual Services	9,957	9,891	9,267	9,267	22,984
<b>Total</b>	272,644	261,984	327,695	327,695	352,044

FUND NUMBER	226 HEALTH DEPT
DEPARTMENT NUMBER	29 HEALTH DEPT/60 DEPT OF STATE HEALTH SVCS.
DIVISION NUMBER	10 ADMINISTRATION
	13 AMBULANCE / 28 BUDGET & GRANTS
	07 OFFICE OF PUBLIC HEALTH PRACTICE (OPHP)

PERSONNEL POSITION LISTING (2928)

DEPT	DIV	AUTH #	POSITION NO.	GRADE	POSITION TITLE	12-13 PROPOSED ANNUAL RATE
29	28	160	20251	R25	CLERK II	19,510
29	28	37	20013	R27	CLERK III	30,222
29	28	3	20015	R35	ADMINISTRATIVE ASSISTANT II	48,963
29	28	2	40237	R35	REVENUE COLLECTIONS SUPERVISOR	40,560
29	28	1	15036	R39	CHIEF, GRANTS AND BUDGET	81,764
<b>TOTAL COUNT</b>			<b>5</b>		<b>TOTAL SALARIES</b>	<b>221,020</b>

EXPENDITURES (6007) OPHP

	ACTUAL 09-10	ACTUAL 10-11	AMENDED 11-12	ESTIMATED 11-12	PROPOSED 12-13
Personnel Services	294,174	362,011	703,814	720,070	424,443
Materials & Supplies	37,856	1,226	1,674	5,604	-
Contractual Services	165,462	278,323	120,023	127,473	7,788
Other Charges	-	-	413,406	383,770	168,006
Capital Outlay	14,485	-	-	-	-
<b>Total</b>	<b>511,977</b>	<b>641,560</b>	<b>1,238,917</b>	<b>1,236,917</b>	<b>600,237</b>

EXPENDITURES (6801) SPECIAL PROJECTS

	ACTUAL 09-10	ACTUAL 10-11	AMENDED 11-12	ESTIMATED 11-12	PROPOSED 12-13
Other Charges	-	-	23,294	23,294	350,000
<b>Total</b>	<b>-</b>	<b>-</b>	<b>23,294</b>	<b>23,294</b>	<b>350,000</b>

FUND NUMBER	226 HEALTH DEPT
DEPARTMENT NUMBER	29 HEALTH DEPT/60 DEPT OF STATE HEALTH SVCS.
DIVISION NUMBER	10 ADMINISTRATION
	13 AMBULANCE / 28 BUDGET & GRANTS
	07 OFFICE OF PUBLIC HEALTH PRACTICE (OPHP)

PERSONNEL POSITION LISTING (6007)

DEPT	DIV	AUTH #	POSITION NO.	GRADE	POSITION TITLE	12-13 PROPOSED ANNUAL RATE
60	07	7	50206	R31	ANIMAL CONTROL OFFICER II	27,643
60	07	1	40078	R31	LICENSED VOCATIONAL NURSE II	27,102
60	07	8	40079	R33	LICENSED VOCATIONAL NURSE III	37,149
60	07	9	40079	R33	LICENSED VOCATIONAL NURSE III	48,360
60	07	6	41808	R34	SANITARIAN II	46,946
60	07	5	15046	R38	HEALTH EDUCATOR SUPERVISOR	46,550
60	07	80	35042	R40	PHYSICIAN ASSISTANT @70%	58,852
<b>TOTAL COUNT</b>			7		<b>TOTAL SALARIES</b>	<b>292,602</b>

PERFORMANCE MEASURES (2910, 6007)

	ACTUAL 09-10	ACTUAL 10-11	ESTIMATED 11-12	PROPOSED 12-13
<b>Workload Measures</b>				
<i>Inputs</i>				
Number of FTE's –all funding sources	226.88	229.88	220.88	220.88
Number of FTE's-Administration (Non-Janitorial)	7	7	6	6
Number of FTE's-Administration Support Staff	7	7	6	6
Number of FTE's-Budget & Grants / MIS	2	2	2	2
<i>Outputs</i>				
Number of fully executed provider contracts	41	48	59	55
Number of work orders performed	1,861			
<b>Efficiency Measures</b>				
No. of contracts (provider) administered per administration	5.8	6.9	9.8	9.2
Work orders completed per FTE	931			
<b>Effectiveness Measures</b>				
% of provider completed w/ in 60 days of council appr.	100%	100%	100%	100%
% of MIS work orders completed	100%			

FUND NUMBER	226 HEALTH DEPT
DEPARTMENT NUMBER	29 HEALTH DEPT / 60 DEPT OF STATE HEALTH SVCS.
DIVISION NUMBER	10 ADMINISTRATION
	13 AMBULANCE / 28 BUDGET & GRANTS
	07 OFFICE OF PUBLIC HEALTH PRACTICE (OPHP)

PERFORMANCE MEASURES (2928, 2913)

	ACTUAL 09-10	ACTUAL 10-11	ESTIMATED 11-12	PROPOSED 12-13
<b>Workload Measures</b>				
<i>Inputs</i>				
Number of FTEs – Budget & Grants / Management	3	4	3	3
Number of FTEs – Budget & Grants / Clinical Billing	2	2	2	1
No. of FTEs – Budget & Grants / Ambulance Collections	1	4	4	4
<i>Outputs</i>				
No. of DSHS & other funding agency grants executed	31	33	40	43
Number of clinical claims submitted	9,703	8,247	6,949	7,157
Number of ambulance claims submitted	15,995	16,474	18,250	20,075
<b>Efficiency Measures</b>				
Clinical Claims Submitted per FTE	4,852	4,123	6,949	7,157
Ambulance Claims Submitted per FTE	7,998	418	4,562	5,018
<b>Effectiveness Measures</b>				
% of DSHS contracts completed within 60 days of Council approval	100%	100%	100%	100%
Clinical claims submitted within 90 days	100%	100%	100%	100%
Ambulance claims submitted within 90 days	100%	75% *	100%	100%

\*DUE TO PREVIOUS BILLING CONTRACTOR - NRS



FUND NUMBER	226 HEALTH DEPT
DEPARTMENT NUMBER	29 HEALTH DEPT / 60 DEPT. OF STATE HEALTH SVCS./ 62 STATE OTHER
DIVISION NUMBER	11 HEALTH ED-BUENA VIDA/02 CPRIT CANCER SCREEING

**MISSION**

To implement, promote and sustain community-based health education and promotion activities designed to develop skills and knowledge for the prevention of disease, reduce disability, promote wellness and improve the general health status and the quality of life.

**OBJECTIVES & PLANNED ACCOMPLISHMENTS**

- To enhance personal health awareness responsibility and promote the participation of wellness health care.
- Increase the awareness and participation in preventive health care services and activities by the community.
- Provide comprehensive preventive health education and prevention services to develop skills, knowledge and capacity among the people of Laredo to improve their health outcomes and the quality of life.
- Develop and enhance partnerships with local, state, and regional and bi-national entities to enhance and promote health people’s objectives 2012.
- Enhance community awareness about diabetes, cancer, cardiovascular diseases, and associated health risk factors.
- Program staff will administer Health Risk Profiles to adults to determine chronic disease risk behaviors.
- Staff will conduct educational presentations/sessions on health related topics as requested by local schools and agencies.
- Staff will maintain neighborhood/recreational center exercise classes/health educational groups impacting a total of 4,500 individuals.
- Staff will continue to coordinate with Employee Wellness Program at the City of Laredo Health Department.
- Provide and promote wellness and prevention activities and screening on all critical public health concerns that impact families in Laredo and Webb County especially obesity, diabetes, nutrition, diet and exercise.
- Enhance nutrition, diet and wellness activities with other partners to assure long term behavior and social modification

**EXPENDITURES (2911) HEALTH EDUCATION**

	<b>ACTUAL 09-10</b>	<b>ACTUAL 10-11</b>	<b>AMENDED 11-12</b>	<b>ESTIMATED 11-12</b>	<b>PROPOSED 12-13</b>
Personnel Services	111,501	23,397	25,277	25,277	28,382
Materials & Supplies	2,109	3,223	2,564	2,564	3,635
Contractual Services	25,580	50,001	80,000	80,000	82,037
<b>Total</b>	139,190	76,621	107,841	107,841	114,054

FUND NUMBER	226 HEALTH DEPT
DEPARTMENT NUMBER	29 HEALTH DEPT / 60 DEPT. OF STATE HEALTH SVCS./ 62 STATE OTHER
DIVISION NUMBER	11 HEALTH ED-BUENA VIDA/02 CPRIT CANCER SCREEING

PERSONNEL POSITION LISTING

DEPT	DIV	AUTH #	POSITION NO.	GRADE	POSITION TITLE	12-13 PROPOSED ANNUAL RATE
29	11	83	20012	R23	COMMUNITY SERVICE AIDE	1,387
29	11	84	80004	R23	LAY COMMUNITY SERVICE AIDE	1,849
29	11	85	80004	R23	LAY COMMUNITY SERVICE AIDE	1,849
29	11	86	80004	R23	LAY COMMUNITY SERVICE AIDE	1,849
29	11	87	80004	R23	LAY COMMUNITY SERVICE AIDE	1,849
29	11	88	80004	R23	LAY COMMUNITY SERVICE AIDE	1,693
29	11	89	80004	R23	LAY COMMUNITY SERVICE AIDE	1,693
29	11	90	80004	R23	LAY COMMUNITY SERVICE AIDE	1,849
29	11	95	80004	R23	LAY COMMUNITY SERVICE AIDE	1,849
<b>TOTAL COUNT</b>			<b>9</b>		<b>TOTAL SALARIES</b>	<b>15,865</b>

PERFORMANCE MEASURES (2911)

	ACTUAL 09-10	ACTUAL 10-11	ESTIMATED 11-12	PROPOSED 12-13
<b>Workload Measures</b>				
<i>Inputs</i>				
Number of FTE's – LVN's	1	1	1	1
Number of FTE's – MOA	1	0	0	2
<i>Outputs</i>				
Number of Health Risk Profiles completed	4,601	5,168	5,971	6,300
Number of Blood Analysis completed	4,601	5,168	5,971	6,300
Educational Sessions and Presentations	4,601	5,168	5,971	6,300
Number of fitness / exercise sessions	2,704	2,704	2,704	2,704
Attendance (Fitness classes – duplicate count)	28,500	30,000	30,000	30,000
Educational material distributed	9,202	9,668	10,471	10,800
<b>Efficiency Measures</b>				
Number of health screenings per nurse	4,601	5,168	5,971	6,300
No. of 1 to 1 counseling per administrator	4,601	5,168	5,971	6,300
No. of exercise class participants per instructor	26	26	30	40
<b>Effectiveness Measures</b>				
% of participants improving risk factors after 6 months	8%	8%	8%	10%
No. of worksites and local agencies participating with Buena Vida Wellness program	40	30	20	20

FUND NUMBER

226 HEALTH DEPT

DEPARTMENT NUMBER

29 HEALTH DEPT / 60 DEPT. OF STATE HEALTH SVCS./

62 STATE OTHER

DIVISION NUMBER

11 HEALTH ED-BUENA VIDA/02 CPRIT CANCER SCREEING

## MISSION

Early detection and health education for cancer diagnosis and treatment is critically important for prevention. However awareness and health care access for many is still a barrier, especially for underserved and medically indigent communities along the Texas/Mexico Border where many still lack appropriate and adequate access to care and prevention. As the population ages chronic disease and early detection are even more important. Yet today there is already a significant disparity in breast, cervical and colorectal cancer in this primarily Mexican American/Latino population. .

Therefore our mission is to implement 4 major interventions: 1). Data collection of cancer prevention needs as well develop an epidemiological system for reporting of cancer incidence; 2). increase cancer prevention awareness through community wide education outreach, 3). Increase health care access points of entry for early detection; and 4). Provide diagnostic and subsequent follow-up services for treatment through partners. Through education outreach by community lay health workers we will increase cancer early detection awareness as well linking the community to healthier lifestyles (exercise, nutrition and smoking cessation). With increased awareness to seek cancer screening services the enhanced network of community points of entry will serve as a safety net to augment access especially for those most at risk and who are least likely to seek or afford services.

## OBJECTIVES & PLANNED ACCOMPLISHMENTS

- To enhance personal health awareness responsibility and promote the participation of wellness health care.
- Increase the awareness and participation in preventive health care services and activities by the community.
- Provide comprehensive preventive health education and prevention services to develop skills, knowledge and capacity among the people of Laredo to improve their health outcomes and the quality of life.
- Develop and enhance partnerships with local, state, and regional and bi-national entities.
- Enhance community awareness about breast cervical and colorectal cancer, and associated health risk factors.
- Program staff will administer Health Risk Profiles to adults to determine chronic disease risk behaviors.
- Staff will conduct educational presentations/sessions on health related topics.
- Provide outreach services to work places to promote overall health and early prevention.
- Enhance nutrition, diet and wellness activities with other partners to assure long term behavior and social modification
- Data collection of cancer prevention needs as well develop an epidemiological system for reporting of cancer incidence.
- Increase cancer prevention awareness through community wide education outreach.
- Increase health care access points of entry for early detection.
- Provide diagnostic and subsequent follow up services for treatment through partners.
- Through education outreach by community lay health workers the project will increase cancer early detection awareness as well as link the community to healthier lifestyles (exercise, nutrition and smoking cessation).
- Create an enhanced network of community points of entry to serve as a safety net to augment access, especially for those most at risk and who are less likely to seek or afford services.
- Provide health risk assessments to all who wish to enroll in the program.
- Provide immunoassay fecal occult blood tests – early colorectal cancer screening.
- Provide pelvic exams, PAP smears – cervical cancer.
- Provide breast exams, mammograms and ultrasounds – breast cancer
- HPV vaccine to prevent cervical cancer.
- Refer to specialist in case of abnormal initial screening for final diagnosis.
- Case management of patients for better understanding, education and follow through with diagnostic testing/examinations.

FUND NUMBER	226 HEALTH DEPT
DEPARTMENT NUMBER	29 HEALTH DEPT / 60 DEPT. OF STATE HEALTH SVCS./ 62 STATE OTHER
DIVISION NUMBER	11 HEALTH ED-BUENA VIDA/02 CPRIT CANCER SCREEING

EXPENDITURES (6202) CPRIT CANCER SCREEN

	ACTUAL 09-10	ACTUAL 10-11	AMENDED 11-12	ESTIMATED 11-12	PROPOSED 12-13
Personnel Services	5,107	174,668	396,754	396,754	236,591
Materials & Supplies	-	12,328	34,493	34,493	
Contractual Services	-	456,006	1,411,163	1,411,163	6,564
Capital Outlay	-	6,982	-	-	
<b>Total</b>	5,107	649,984	1,842,410	1,842,410	243,155

PERSONNEL POSITION LISTING (6202)

DEPT	DIV	AUTH #	POSITION NO.	GRADE	POSITION TITLE	12-13 PROPOSED ANNUAL RATE
62	2	2	20011	R28	CLERK IV	23,005
62	2	107	35032	R29	HEALTH EDUCATOR I	24,357
62	2	1	41411	R29	LICENSED VOCATIONAL NURSE I	30,597
62	2	3	30005	R34	CASEWORKER	38,251
62	2	106	35022	R38	EPIDEMIOLOGIST	47,944
<b>TOTAL COUNT</b>			<b>5</b>		<b>TOTAL SALARIES</b>	<b>164,154</b>

FUND NUMBER	226 HEALTH DEPT
DEPARTMENT NUMBER	29 HEALTH DEPT / 60 DEPT. OF STATE HEALTH SVCS./ 62 STATE OTHER
DIVISION NUMBER	11 HEALTH ED-BUENA VIDA/02 CPRIT CANCER SCREEING

PERFORMANCE MEASURES (6202)

	ACTUAL 09-10	ACTUAL 10-11	ESTIMATED 11-12	PROPOSED 12-13
<b>Workload Measures</b>				
<i>Inputs</i>				
Number of RNs	1	1	0	0
Number of Epidemiologists	1	1	1	1
Number of Case Workers	1	1	1	1
Number of Clerks	1	1	1	1
Number of Promotoras	3	3	3	3
Number of MOAs	1	1	1	2
<i>Outputs</i>				
No. of people reached (Indirect contact)	406	150,660	150,660	75,000
No. of people educated (Direct contact)	2,731	3,732	6,362	5,000
No. of people receiving clinical services	5,484	5,754	9,235	7,000
Cancer precursors detected	125	324	607	450
Cancers detected	1	19	18	18
No. of professionals reached w/cancer related information through non-interactive activities	260	0	0	0
No. of professionals educated (Direct contact)	0	124	160	160
<b>Effectiveness Measures</b>				
Percent of patients coming to cancer prevention appointments	88%	88%	88%	88%

FUND NUMBER  
 DEPARTMENT NUMBER  
 DIVISION NUMBER

226 HEALTH DEPT  
 29 HEALTH DEPT  
 12 VITAL STATISTICS

**MISSION**

To maintain and safeguard an accurate and uniform system for registration and a permanent registry of all births and deaths, which occur in Laredo.

**OBJECTIVES & PLANNED ACCOMPLISHMENTS**

- To insure that every birth, death, and fetal death occurring in this district is properly registered.
- 100% of the birth and death certificates will be received, checked for accuracy, recorded in local vital statistic volumes, and originals submitted to the State Vital Statistics Branch of DSHS once a week.
- Staff members will attend the annual Texas Vital Statistics conference held in December 2009 in Austin to learn the new policy changes.
- 100% of the required weekly, monthly, quarterly and annual reports will be submitted as required by the different governmental agencies.
- 100% of staff will be certified by attorney general on voluntary paternity procedures.
- The new State Electronic Registration System (TER) has been implemented and will continue to be utilized.
- 100% of birth records will be downloaded through (TER) Texas Electronic Registrar.
- 100% of death certificates will be inputted into (TER).
- 100% of medical amendments will be filed as per state status.
- 100% of Acknowledgement of Paternities will be completed and faxed to DSHS

**EXPENDITURES (2912) VITAL STATISTICS**

DEPT	DIV	AUTH #	POSITION NO.	GRADE	POSITION TITLE	12-13 PROPOSED ANNUAL RATE E
29	12	80	20251	R25	CLERK II	21,112
29	12	98	20251	R25	CLERK II	22,859
29	12	159	20251	R25	CLERK II	21,986
29	12	2	20325	R33	DEPUTY REGISTRAR	40,498
<b>TOTAL COUNT</b>			<b>4</b>		<b>TOTAL SALARIES</b>	<b>106,454</b>

FUND NUMBER  
DEPARTMENT NUMBER  
DIVISION NUMBER

226 HEALTH DEPT  
29 HEALTH DEPT  
12 VITAL STATISTICS

PERFORMANCE MEASURES (2912)

	ACTUAL 09-10	ACTUAL 10-11	ESTIMATED 11-12	PROPOSED 12-13
<b>Workload Measures</b>				
<i>Inputs</i>				
Number of FTE's – staff	6	6	6	6
<i>Outputs</i>				
Birth Certificates (New/FY)	6,140	6,041	6,160	6,300
Death Certificates (New/FY)	1,213	1,190	1,215	1,240
Fetal Death	38	39	39	40
Birth Certified Copies Issued	20,608	15,462	15,771	16,096
Death Certified Copies Issued	6,149	5,487	5,600	5,710
<b>Efficiency Measures</b>				
Number of Vital Statistics Transactions per FTE	6,690	5,237	5,342	5,451
<b>Effectiveness Measures</b>				
Percent of birth and death certificates filed within 30 days	100%	100%	100%	100%
Percent of rejection rate for certificates received at State office (Baseline: 1.5%)	1.0%	1.0%	1.0%	1.0%

FUND NUMBER	226 HEALTH DEPT
DEPARTMENT NUMBER	29 HEALTH DEPT. / 60 DEPT. OF STATE HLTH SVCS.
DIVISION NUMBER	14 STD CLINIC / 20 HIV RYAN WHITE CONSORTIA /21 HIV SOCIAL SERV 02 HIV PREV ACTIVITIES /19 HOPWA II/6401 HIV STFAN 6501 HIV SCAN

## MISSION

To provide anonymous and confidential HIV antibody testing for persons at risk for HIV infection; plan, develop, and deliver comprehensive outpatient health , early intervention and other health and social support services to meet the identified needs of persons with HIV and their families; educate the community about HIV, mode of transmissions, signs and symptoms, and emphasizing preventive measures.

## OBJECTIVES & PLANNED ACCOMPLISHMENTS

- To reduce the spread of HIV/STD infections in the HSDA (Health Service Delivery Area) of Jim Hogg, Starr, Webb, Zapata and Duval Counties through individual, group and community level education, counseling, testing, referral, and partner notification services.
- To provide alternatives to hospitalization and facilitate systems of care for persons with HIV infection or AIDS and their families, through early intervention and continuity of care through coordinated, integrated community resources.
- The HIV/STD Program will provide Individual and group level HIV Prevention sessions to individuals of the target subpopulations as described in the Region Action Plan.
- Provide “Standard” and “RAPID” PBC HIV Counseling and Testing to high risk target populations.
- The HIV/STD Program will provide media contacts through the print and electronic media to the target subpopulations.
- At-risk persons will be counseled about HIV/AIDS and develop a risk reduction plan to modify their high risk behavior.
- HIV/AIDS clients will receive early intervention/case management services by HIV/AIDS case manager and essential health and social services by subcontract providers.
- HIV Positive clients that are out of care will be tracked and encouraged to return back into care.
- At risk clients will receive role model stories by staff to help reduce high risk behaviors.
- Staff will provide financial assistance with rental payments and case management services to be eligible HIV/AIDS clients in need of housing.
- 100% of the newly identified HIV patients will be referred to the Disease Intervention Specialist (DIS) for follow-up and partner elicitation/notification.
- Program Coordinator /Administrative Assistant will provide quality assurance practices that will consist of monitoring progress toward meeting program goals, examining the quality of services provided and ensuring ongoing quality improvement activities such as chart audits, observations of staff, skill building activities, case conferences and satisfaction surveys.
- Provide STD screening and treatment for Syphilis, Chlamydia, and Gonorrhea.



FUND NUMBER	226 HEALTH DEPT
DEPARTMENT NUMBER	29 HEALTH DEPT. / 60 DEPT. OF STATE HLTH SVCS.
DIVISION NUMBER	14 STD CLINIC / 20 HIV RYAN WHITE CONSORTIA /21 HIV SOCIAL SERV 02 HIV PREV ACTIVITIES /19 HOPWA II/6401 HIV STFAN 6501 HIV SCAN

EXPENDITURES (2914) STD CLINIC

	ACTUAL 09-10	ACTUAL 10-11	AMENDED 11-12	ESTIMATED 11-12	PROPOSED 12-13
Personnel Services	15,383	33,856	40,316	40,316	32,922
Materials & Supplies	1,160	5,421	1,883	1,883	6,179
Contractual Services	42,019	28,021	33,326	33,326	36,505
Other Charges	-	1,750	-	-	
<b>Total</b>	58,562	69,048	75,525	75,525	75,606

PERSONNEL POSITION LISTING (2914)

DEPT	DIV	AUTH #	POSITION NO.	GRADE	POSITION TITLE	12-13 PROPOSED ANNUAL RATE
29	14	46	20013	R27	CLERK III	21,694
<b>TOTAL COUNT</b>			<b>1</b>		<b>TOTAL SALARIES</b>	<b>21,694</b>

FUND NUMBER	226 HEALTH DEPT
DEPARTMENT NUMBER	29 HEALTH DEPT. / 60 DEPT. OF STATE HLTH SVCS.
DIVISION NUMBER	14 STD CLINIC / 20 HIV RYAN WHITE CONSORTIA /21 HIV SOCIAL SERV 02 HIV PREV ACTIVITIES /19 HOPWA II/6401 HIV STFAN 6501 HIV SCAN

EXPENDITURES (6002) HIV PREVENTION

	ACTUAL 09-10	ACTUAL 10-11	AMENDED 11-12	ESTIMATED 11-12	PROPOSED 12-13
Personnel Services	298,895	352,559	421,108	421,108	376,851
Materials & Supplies	14,189	30,049	5,410	5,410	1,000
Contractual Services	42,519	52,780	46,929	46,929	15,866
Capital Outlay	4,089	-	-	-	
<b>Total</b>	359,692	435,388	473,447	473,447	393,717

PERSONNEL POSITION LISTING (6002)

DEPT	DIV	AUTH #	POSITION NO.	GRADE	POSITION TITLE	12-13 PROPOSED ANNUAL RATE
60	02	102	35032	R29	HEALTH EDUCATOR I	24,856
60	02	104	35032	R29	HEALTH EDUCATOR I	24,856
60	02	30	35031	R32	HEALTH EDUCATOR II	30,160
60	02	45	35031	R32	HEALTH EDUCATOR II	33,779
60	02	105	35031	R32	HEALTH EDUCATOR II	33,072
60	02	51	30005	R34	CASEWORKER	39,686
60	02	50	20015	R35	ADMINISTRATIVE ASSISTANT II (@80%)	50,985
60	02	189	15046	R38	HEALTH EDUCATOR SUPERVISOR (@37%)	22,565
<b>TOTAL COUNT</b>			<b>8</b>		<b>TOTAL SALARIES</b>	<b>259,959</b>

FUND NUMBER	226 HEALTH DEPT
DEPARTMENT NUMBER	29 HEALTH DEPT. / 60 DEPT. OF STATE HLTH SVCS.
DIVISION NUMBER	4 STD CLINIC / 20 HIV RYAN WHITE CONSORTIA /21 HIV SOCIAL SERV 02 HIV PREV ACTIVITIES /19 HOPWA II/6401 HIV STFAN 6501 HIV SCAN

EXPENDITURES (6019) HIV HOPWA

	ACTUAL 09-10	ACTUAL 10-11	AMENDED 11-12	ESTIMATED 11-12	PROPOSED 12-13
Materials & Supplies	1,985	3,254	13	13	-
Contractual Services	66,627	90,906	127,270	127,270	83,691
<b>Total</b>	68,612	94,160	127,283	127,283	83,691

EXPENDITURES (6020) HIV RYAN WHITE

	ACTUAL 09-10	ACTUAL 10-11	AMENDED 11-12	ESTIMATED 11-12	PROPOSED 12-13
Personnel Services	172,621	171,722	274,452	274,452	187,208
Materials & Supplies	16,190	18,352	8,447	8,447	-
Contractual Services	262,211	204,784	379,855	379,855	231,985
<b>Total</b>	451,022	394,858	662,754	662,754	419,193

FUND NUMBER	226 HEALTH DEPT
DEPARTMENT NUMBER	29 HEALTH DEPT. / 60 DEPT. OF STATE HLTH SVCS.
DIVISION NUMBER	14 STD CLINIC / 20 HIV RYAN WHITE CONSORTIA /21 HIV SOCIAL SERV 02 HIV PREV ACTIVITIES /19 HOPWA II/6401 HIV STFAN 6501 HIV SCAN

PERSONNEL POSITION LISTING (6020)

DEPT	DIV	AUTH #	POSITION NO.	GRADE	POSITION TITLE	12-13 PROPOSED ANNUAL RATE
60	20	187	20251	R25	CLERK II	19,510
60	20	47	30005	R34	CASEWORKER	34,528
60	20	50	30005	R34	CASEWORKER	43,597
60	20	188	30005	R34	CASEWORKER (@27%)	9,137
60	20	189	15046	R38	HEALTH EDUCATOR SUPERVISOR	19,515
<b>TOTAL COUNT</b>			<b>5</b>		<b>TOTAL SALARIES</b>	<b>126,288</b>

EXPENDITURES (6021) HIV HEALTH & SOCIAL SERVICES

	ACTUAL 09-10	ACTUAL 10-09	AMENDED 11-12	ESTIMATED 11-12	PROPOSED 12-13
Personnel Services	75,703	95,570	156,554	156,554	102,647
Materials & Supplies	15,896	13,461	17,369	17,369	5,414
Contractual Services	42,219	28,965	33,509	33,509	31,294
Capitall Outlay	1,466	-	1,613	1,613	-
	135,284	137,996	209,045	209,045	139,355

PERSONNEL POSITION LISTING(6021)

DEPT	DIV	AUTH #	POSITION NO.	GRADE	POSITION TITLE	12-13 PROPOSED ANNUAL RATE
60	21	19	20011	R28	CLERK IV	33,966
60	21	188	30005	R34	CASEWORKER (@73%)	24,704
60	21	189	15046	R38	HEALTH EDUCATOR SUPERVISOR (@21%)	12,807
<b>TOTAL COUNT</b>			<b>3</b>		<b>TOTAL SALARIES</b>	<b>71,478</b>

FUND NUMBER	226 HEALTH DEPT
DEPARTMENT NUMBER	29 HEALTH DEPT. / 60 DEPT. OF STATE HLTH SVCS.
DIVISION NUMBER	14 STD CLINIC / 20 HIV RYAN WHITE CONSORTIA /21 HIV SOCIAL SERV 02 HIV PREV ACTIVITIES /19 HOPWA II/6401 HIV STFAN 6501 HIV SCAN

PERSONNEL POSITION LISTING

DEPT	DIV	AUTH #	POSITION NO.	GRADE	POSITION TITLE	12-13 PROPOSED ANNUAL RATE
64	1	50	20015	R35	ADMINISTRATIVE ASSISTANT II (@20%)	12,746
64	1	189	15046	R38	HEALTH EDUCATOR SUPERVISOR (@10%)	6,099
<b>TOTAL COUNT</b>			<b>2</b>		<b>TOTAL SALARIES</b>	<b>18,845</b>

EXPENDITURES (6401) HIV S.T.F.A.N.

	ACTUAL 09-10	ACTUAL 10-11	AMENDED 11-12	ESTIMATED 11-12	PROPOSED 12-13
Personnel Services	24,564	22,868	50,742	50,742	26,173
Contractual Services	1,278	852	11,303	11,303	9,792
<b>Total</b>	<b>25,842</b>	<b>23,720</b>	<b>62,045</b>	<b>62,045</b>	<b>35,965</b>

PERSONNEL POSITION LISTING (6501)

DEPT	DIV	AUTH #	POSITION NO.	GRADE	POSITION TITLE	12-13 PROPOSED ANNUAL RATE
65	1	80	35042	R40	PHYSICIAN ASSISTANT	25,222
<b>TOTAL COUNT</b>			<b>1</b>		<b>TOTAL SALARIES</b>	<b>25,222</b>

EXPENDITURES (6501) HIV S.C.A.N

	ACTUAL 09-10	ACTUAL 10-11	AMENDED 11-12	ESTIMATED 11-12	PROPOSED 12-13
Personnel Services	37,189	39,400	39,971	39,971	-
Materials & Supplies	3,844	-	-	-	-
Contractual Services	2,652	409	408	408	-
<b>Total</b>	<b>43,685</b>	<b>39,809</b>	<b>40,379</b>	<b>40,379</b>	<b>-</b>

FUND NUMBER	226 HEALTH DEPT
DEPARTMENT NUMBER	29 HEALTH DEPT. / 60 DEPT. OF STATE HLTH SVCS.
DIVISION NUMBER	14 STD CLINIC / 20 HIV RYAN WHITE CONSORTIA /21 HIV SOCIAL SERV 02 HIV PREV ACTIVITIES /19 HOPWA II/6401 HIV STFAN 6501 HIV SCAN

PERFORMANCE MEASURES (6020, 6021, 6002, 6019, 6401, 6501, 2914)

	ACTUAL 09-10	ACTUAL 10-11	ESTIMATED 11-12	PROPOSED 12-13
<b>Workload Measures</b>				
<b>Inputs</b>				
Number of FTE's – Health Educators, CSA	6	4	4	5
Number of FTE's – Caseworkers CRCS	1	1	1	0
Number of FTE's – Caseworker Ryan White Title II	3	3	3	3
Number of FTE's – Caseworker Ryan White Title IV (STFAN)	1	1	1	1
Number of FTE's – Support Staff	2	2	2	2
Number of FTE's - MOA	1	1	1	1
Number of STD Contract Staff (Doctor, FNP)	1	1	1	1
<b>Outputs</b>				
Number of clients receiving short term HOPWA	5	5	6	6
Number of clients receiving long term HOPWA	22	21	21	21
Number of PROMISE contacts	3,010	2,500	2,500	1,250
Number of clients tested for HIV Prevention	1,448	1,468	1,844	1,700
Number of clients tested for HIV SCAN	413	451	150	0
Number of clients managed CRCS	75	66	66	32
Number of clients managed HIV/AIDS Ryan White Title II & IV	177	185	185	190
Number of STD Clinic screenings	576	690	700	700
<b>Efficiency Measures</b>				
Number of PROMISE contacts per FTE's	1,505	1,250	1,250	625
Number of clients tested per FTE's HIV Prevention	724	734	750	750
Number of clients tested per FTE's HIV SCAN	413	451	150	0
Number of clients receiving CRCS services per FTE's	75	66	66	33
No. of clients receiving Ryan White Title II & IV services/ FTE's	44	46	46	48
No. of clients receiving STD clinic services/ clinic staff	576	690	690	690
<b>Effectiveness Measures</b>				
Percent of clients receiving HOPWA services	12%	15%	15%	14%
Percent of HIV clients testing positive vs. clients tested	1.1%	.9%	1.2%	1.4%
Percent of HIV clients returning for post-test counseling	91%	94%	95%	95%
Percent of newly HIV infected clients enrolled in care	100%	100%	100%	100%
Percent of STD clients testing positive	15%	37%	40%	40%

- (a) SMART Sessions – are six 1-hour group sessions targeting Intravenous Drug Users in institutional settings in the community such as the Webb County Jail. The sessions focus on needle cleaning and needle negotiation skills.
- (b) PROMISE – Community PROMISE (Peers Reaching Out and Modeling Intervention Strategies) focuses on delivering role model stories developed from the real-life experiences of local community members to Intravenous Drug Users and Men who have sex with Men during field outreach contacts such as plazas, bars, night clubs, etc.
- (c) CRCS – Client Risk Counseling Services is an intensive and ongoing individual-level intervention that provides individualized prevention counseling, support, and referral services for HIV positive clients with multiple, complex problems and risk reduction needs. These sessions are conducted at the Health Department or client's homes.
- (d) STD Clinic- Sexually Transmitted Disease Clinic provides screening, testing and treatment for Chlamydia and Gonorrhea.

FUND NUMBER	226 HEALTH DEPT
DEPARTMENT NUMBER	29 HEALTH DEPT / 60 DEPT. OF STATE HEALTH SVCS.
DIVISION NUMBER	21 MATERNITY AND 15 MATERNAL & CHILD HEALTH 17 FAM PLANNING / 18 MCH/PRENATAL/27 HEALTH TX BABIES / 28 TITLE X FAM PLANNING

**MISSION**

To provide effective and efficient maternal and child health perinatal, general women’s and well child health care and preventive services to eligible women of childbearing age. Well child health care and prevention is also provided for routine assessment and developmental screening of eligible children from birth to age 21.

**OBJECTIVES & PLANNED ACCOMPLISHMENTS**

- To provide comprehensive perinatal health care to women of childbearing age, general women’s health services that include annual physical exams, pap smears, general prenatal and well health screening family planning, diet and nutrition preventive services and education.
- To provide well child services for routine prevention, wellness and developmental screening and health care including immunizations, dental care and social support.
- The M&CH staff will provide prenatal, family planning, and well-child services to eligible women, children, infants and adolescents.
- Provide diagnostic, clinical and social health care services to support primary care.
- Provide case management services, counseling, outreach health education and promotion to assure patients compliance, continuity and health care.
- Staff of the Maternal and Child Health services, will increase community awareness and education on the importance and benefits of folic acid, birth defects education, nutrition and diet for health birth outcomes as well positive growth and development.
- Provide referrals as needed through established networks of local providers and support groups.
- Coordinate with other health department services to assure continuity of care for the entire family, mother and newborn (WIC, Health Promotion, Wellness, Immunizations, Dental etc.)
- Establish and sustain partnerships for any follow-up services such as cancer prevention, women’s general health and social services

**EXPENDITURES (2921) MATERNAL & CHILD HEALTH**

	<b>ACTUAL 09-10</b>	<b>ACTUAL 10-11</b>	<b>AMENDED 11-12</b>	<b>ESTIMATED 11-12</b>	<b>PROPOSED 12-13</b>
Materials & Supplies	9,553	8,297	10,967	10,967	11,933
Contractual Services	90,952	46,821	78,363	78,363	79,064
<b>Total</b>	100,505	55,118	89,330	89,330	90,997

FUND NUMBER	226 HEALTH DEPT
DEPARTMENT NUMBER	29 HEALTH DEPT / 60 DEPT. OF STATE HEALTH SVCS.
DIVISION NUMBER	21 MATERNITY AND 15 MATERNAL & CHILD HEALTH 17 FAM PLANNING / 18 MCH/PRENATAL/27 HEALTH TX BABIES / 28 TITLE X FAM PLANNING

EXPENDITURES (6015) TITLE V MATERNAL & CHILD HEALTH

	ACTUAL 09-10	ACTUAL 10-11	AMENDED 11-12	ESTIMATED 11-12	PROPOSED 12-13
Materials & Supplies	-	1,328	5,000	5,000	75,000
<b>Total</b>	-	1,328	5,000	5,000	75,000

EXPENDITURES (6017) TITLE V FAMILY PLANNING

	ACTUAL 09-10	ACTUAL 10-11	AMENDED 11-12	ESTIMATED 11-12	PROPOSED 12-13
Personnel Services	31,043	32,491	104,474	104,474	35,024
Materials & Supplies	-	3,888	46,149	46,149	66,149
Contractual Services	7,800	9,965	37,655	37,655	58,099
Other Charges	-	-	-	-	25,243
<b>Total</b>	38,843	46,344	188,278	188,278	184,515

PERSONNEL POSITION LISTING (6017)

DEPT	DIV	AUTH #	POSITION NO.	GRADE	POSITION TITLE	12-13 PROPOSED ANNUAL RATE
60	17	18	21302	23,358	23,358	23,358
<b>TOTAL COUNT</b>			<b>1</b>		<b>TOTAL SALARIES</b>	<b>23,358</b>



FUND NUMBER	226 HEALTH DEPT
DEPARTMENT NUMBER	29 HEALTH DEPT / 60 DEPT. OF STATE HEALTH SVCS.
DIVISION NUMBER	21 MATERNITY AND 15 MATERNAL & CHILD HEALTH 17 FAM PLANNING / 18 MCH/PRENATAL/27 HEALTH TX BABIES 28 TITLE X FAM PLANNING

EXPENDITURES (6018) TITLE V PRENATAL

	ACTUAL 09-10	ACTUAL 10-11	AMENDED 11-12	ESTIMATED 11-12	PROPOSED 12-13
Personnel Services	42,190	44,701	82,365	82,365	29,142
Materials & Supplies	-	-	1,931	1,931	11,858
Contractual Services	-	1,050	-	-	-
<b>Total</b>	42,190	45,751	84,296	84,296	41,000

PERSONNEL POSITION LISTING

DEPT	DIV	AUTH #	POSITION NO.	GRADE	POSITION TITLE	12-13 PROPOSED ANNUAL RATE
60	18	318	20250	R23	CLERK I	18,762
<b>TOTAL COUNT</b>			<b>1</b>		<b>TOTAL SALARIES</b>	<b>18,762</b>

EXPENDITURES (6023) TITLE XX FAMILY PLANNING

	ACTUAL 09-10	ACTUAL 10-11	AMENDED 11-12	ESTIMATED 11-12	PROPOSED 12-13
Materials & Supplies	-	-	193	193	-
Contractual Services	-	-	1,464	1,464	-
<b>Total</b>	-	-	1,657	1,657	-

FUND NUMBER	226 HEALTH DEPT
DEPARTMENT NUMBER	29 HEALTH DEPT / 60 DEPT. OF STATE HEALTH SVCS.
DIVISION NUMBER	21 MATERNITY AND 15 MATERNAL & CHILD HEALTH 17 FAM PLANNING / 18 MCH/PRENATAL/27 HEALTH TX BABIES 28 TITLE X FAM PLANNING

EXPENDITURES (6027)

	ACTUAL 09-10	ACTUAL 10-11	AMENDED 11-12	ESTIMATED 11-12	PROPOSED 12-13
Materials & Supplies	-	-	35,260	35,260	35,260
Contractual Services	-	-	164,740	164,740	164,740
<b>Total</b>	-	-	200,000	200,000	200,000

EXPENDITURES (6028) TITLE XX FAMILY PLANNING

	ACTUAL 09-10	ACTUAL 10-11	AMENDED 11-12	ESTIMATED 11-12	PROPOSED 12-13
Materials & Supplies	-	-	80,310	80,310	81,652
Contractual Services	-	-	18,466	18,466	17,124
Capital Outlay	-	-	1,224	1,224	1,224
<b>Total</b>	-	-	100,000	100,000	100,000

EXPENDITURES (6500) CHIP PERINATE

	ACTUAL 09-10	ACTUAL 10-11	AMENDED 11-12	ESTIMATED 11-12	PROPOSED 12-13
Personnel Services	-	30,865	33,528	33,528	35,539
Materials & Supplies	-	658	932	932	932
Contractual Services	-	8,993	10,000	90,000	65,030
Other Charges	-	-	89,952	9,952	-
<b>Total</b>	-	40,516	134,412	134,412	101,501

FUND NUMBER	226 HEALTH DEPT
DEPARTMENT NUMBER	29 HEALTH DEPT / 60 DEPT. OF STATE HEALTH SVCS.
DIVISION NUMBER	21 MATERNITY AND 15 MATERNAL & CHILD HEALTH 17 FAM PLANNING / 18 MCH/PRENATAL/27 HEALTH TX BABIES / 28 TITLE X FAM PLANNING

PERFORMANCE MEASURES (2921, 6015, 6017, 6027, 6028)

	ACTUAL 09-10	ACTUAL 10-11	ESTIMATED 11-12	PROPOSED 12-13
<b>Workload Measures</b>				
<i>Inputs</i>				
Number of FTE's – R.N./Contract R.N.'s	NA	NA	4	5
Number of FTE's – Support Staff	NA	NA	1	1
<i>Outputs</i>				
Number of client referrals	NA	NA	30	60
Number of reports submitted	NA	NA	25	41
<b>Efficiency Measures</b>				
Number of clients actively enrolled	NA	NA	30	60
Number of clients visited per NHV	NA	NA	10	15
<b>Effectiveness Measures</b>				
% of expected client caseload	NA	NA	100%	100%

	ACTUAL 09-10	ACTUAL 10-11	ESTIMATED 11-12	PROPOSED 12-13
<b>Workload Measures</b>				
<i>Inputs</i>				
Number of FTE's – R.N./Contract R.N.'s	NA	NA	4	5
Number of FTE's – Support Staff	NA	NA	1	1
<i>Outputs</i>				
Number of client referrals	NA	NA	30	60
Number of reports submitted	NA	NA	25	41
<b>Efficiency Measures</b>				
Number of clients actively enrolled	NA	NA	30	60
Number of clients visited per NHV	NA	NA	10	15
<b>Effectiveness Measures</b>				
% of expected client caseload	NA	NA	100%	100%

FUND NUMBER  
DEPARTMENT NUMBER  
DIVISION NUMBER

226 HEALTH DEPT  
61 FEDERAL FUNDED PROGRAMS  
04 NURSE FAMILY PARTNERSHIP

## MISSION

To empower first-time mothers living in poverty to successfully change their lives and the lives of their children through evidence-based nurse home visiting; to promote positive parent-child relationships; a safe, loving home environment and good health practices; to provide support and nurturing to all growing families through community partnership to build healthy families and strong communities.

## OBJECTIVES & PLANNED ACCOMPLISHMENTS

- Improve pregnancy outcomes by helping women engage in good preventive health practices, including getting prenatal care from their healthcare providers, improving their diet, and reducing their use of cigarettes, alcohol, and illegal substances
- Improve child health and development by helping parents provide responsible and competent care
- Improve family economic self-sufficiency and stability by helping parents develop a vision for their own future, plan future pregnancies, continue their education, and find work
- Reduce the incidence of child abuse and neglect
- Through a strong collaboration with other community agencies (WIC, Maternity Clinic, Gateway, Mercy ministries, etc.), promote the program and recruit clients
- Make sure that the client participates voluntarily, is a first time mother, meets low-income criteria, is enrolled early in her pregnancy (receives home visit by no later than the end of the 28<sup>th</sup> weeks of pregnancy), is visited one-to-one (one nurse home visitor-one first-time mother/family) at her home, and is visited throughout her pregnancy and in the first two years of her child's life in accordance with current Nurse-Family Partnership Guidelines
- Complete core educational sessions required by Nurse-Family Partnership National Service office and deliver the intervention with fidelity to the NFP Model
- Apply the NFP Visit Guidelines using professional knowledge, judgment and skill and will individualize these guidelines to the strengths and challenges of each family and apportioning time across defined program domains
- Apply the theoretical framework that underpins the program, emphasizing the Self-Efficacy, Human Ecology and Attachment theories through current clinical methods
- Accomplish a caseload of no more than 25 active clients per nurse home visitor
- Facilitate professional development for NHV's through case conferences, team meetings, and field supervision
- Collect data as specified by the NFP National Service Office (NSO) and use NFP Reports to guide practice, assess and guide program implementation, inform clinical supervision, enhance program quality and demonstrate program fidelity.
- Convene a long-term Community Advisory Board that meets at least quarterly to promote a community support system for the program and to promote program quality and sustainability
- Provide adequate support and structure to support NHV's and nursing supervisors to implement the program and to assure that data is accurately entered into the database in a timely manner

FUND NUMBER	226 HEALTH DEPT
DEPARTMENT NUMBER	61 FEDERAL
DIVISION NUMBER	04 NURSE-FAMILY PARTNERSHIP

EXPENDITURES (6104) NURSE-FAMILY PARTNERSHIP

	ACTUAL 09-10	ACTUAL 10-11	AMENDED 11-12	ESTIMATED 11-12	PROPOSED 12-13
Personnel Services	-	-	289,457	289,457	402,961
Materials & Supplies	-	-	9,891	9,891	14,000
Contractual Services	-	-	66,915	66,915	138,802
Other Charges	-	-	-	-	35,165
Capital Outlay	-	-	13,610	13,610	-
<b>Total</b>	-	-	379,873	379,873	590,928

PERSONNEL POSITION LISTING (6104)

DEPT	DIV	AUTH #	POSITION NO.	GRADE	POSITION TITLE	12-13 PROPOSED ANNUAL RATE
61	04	2	20013	R27	CLERK III	21,861
61	04	3	30024	R38	REGISTERED NURSE II	52,562
61	04	4	30024	R38	REGISTERED NURSE II	52,541
61	04	5	30024	R38	REGISTERED NURSE II	44,304
61	04	6	30024	R38	REGISTERED NURSE II	44,304
61	04	1	10125	R39	RN, NURSE SUPERVISOR	65,562
<b>TOTAL COUNT</b>			<b>6</b>		<b>TOTAL SALARIES</b>	<b>281,133</b>

FUND NUMBER  
 DEPARTMENT NUMBER  
 DIVISION NUMBER

226 HEALTH DEPT  
 61 FEDERAL  
 04 NURSE-FAMILY PARTNERSHIP

PERFORMANCE MEASURES (6104)

	ACTUAL 09-10	ACTUAL 10-11	ESTIMATED 11-12	PROPOSED 12-13
<b>Workload Measures</b>				
<i>Inputs</i>				
Number of FTE's – R.N./Contract R.N.'s	NA	NA	4	5
Number of FTE's – Support Staff	NA	NA	1	1
<i>Outputs</i>				
Number of client referrals	NA	NA	30	60
Number of reports submitted	NA	NA	25	41
<b>Efficiency Measures</b>				
Number of clients actively enrolled	NA	NA	30	60
Number of clients visited per NHV	NA	NA	10	15
<b>Effectiveness Measures</b>				
% of expected client caseload	NA	NA	100%	100%

FUND NUMBER

226 HEALTH DEPT

DEPARTMENT NUMBER

29 HEALTH DEPT / 60 DEPT. OF STATE HEALTH SVCS.

DIVISION NUMBER

22 IMMUNIZATION / 01 OBH & 06 IMMUNIZATION

## MISSION

The mission of the City of Laredo Health Department's Immunization Program is to prevent disease by protecting infants, children, adolescents and adults of Webb County and surrounding areas by promptly providing immunizations against vaccine preventable diseases; to ensure children are adequately immunized by the age of two years; to educate the community about the importance of immunizations that prevent debilitating diseases and outbreaks; to promote wellness and provide an action plan that will prevent epidemics of vaccine preventable diseases through enhanced coordinated immunization activities and partnerships as well as through the development and preservation of an efficient network system of surveillance and communication for quick response.

## OBJECTIVES & PLANNED ACCOMPLISHMENTS

- Reduce morbidity and mortality caused by vaccine preventable diseases in infants, children, adolescents and adults.
- Ensure that every child is appropriately and adequately vaccinated by the age of 24 months.
- Maintain a system for active reporting and surveillance for quick action and response to prevent spread of vaccine preventable diseases.
- Conduct perinatal hepatitis B case management for pregnant women who have tested positive for hepatitis B surface antigen. Make sure infants complete hepatitis B series and receive hepatitis B immune globulin upon birth. Make certain sexual and household contacts of index cases are offered hepatitis B vaccine series free of charge.
- Provide immunizations at a minimal cost in a quality, efficient and timely manner.
- Provide immunization clinics on evenings, weekends and at outreach settings to better accommodate to the public's needs.
- Continue to provide technical assistance to other local vaccine providers and serve as point of contact for immunizations and vaccine distribution and handling.
- Periodically conduct monitoring of immunization coverage levels in schools, daycares and registered homes to ensure levels are appropriate for maintaining adequate protection against vaccine preventable diseases within the community.
- Develop a comprehensive plan to assure that recommended vaccines are available to medically underserved and/or under-immunized children and adults living in areas where coverage is low (pockets of need).
- Work with local Women, Infants and Children (WIC) program for assessment of children's immunization status and referral of under-vaccinated WIC enrollees for vaccination at their medical home.
- Promote the concept of the "medical home" among parents visiting the immunization clinic in an effort to enhance routine medical check-ups in infants, children and adolescents.
- Ensure wasted, expired or unaccounted vaccines do not exceed 5% of the total number of vaccines administered each month.
- Effectively utilize state immunization registry (ImmTrac) by increasing the number of registered provider sites actively reporting immunizations to ImmTrac. Increase the number of children less than eighteen years of age who participate in ImmTrac. Ensure that ImmTrac data is complete, current, and accurate. Provide technical assistance to current ImmTrac users.
- Provide educational opportunities to public and private providers on vaccine recommendations, the "Standards for Child and Adolescent Immunization Practices" and the "Standards for Adult Immunization Practices," reporting of vaccine-preventable diseases, record keeping, the use of Vaccine Information Statements (VIS), the TVFC program, and the ImmTrac registry.
- Conduct quality assurance reviews on all providers currently enrolled in the TVFC (Texas Vaccine for Children Program) by adequately and promptly completing 100% of follow-up site visits assigned by DSHS (Department of State Health Services).
- Promote immunizations among the general adult population and among health care workers.
- Investigate and document 90% of reportable suspected vaccine-preventable disease cases within 30 days of notification in accordance with DSHS's Vaccine-Preventable Disease Surveillance Guidelines.
- Complete 100% child-care facility, Head Start center, and public and private school assessments as per DSHS

FUND NUMBER	226 HEALTH DEPT
DEPARTMENT NUMBER	29 HEALTH DEPT / 60 DEPT. OF STATE HEALTH SVCS.
DIVISION NUMBER	22 IMMUNIZATION / 01 OBH & 06 IMMUNIZATION

EXPENDITURES (2922) IMMUNIZATION

	ACTUAL 09-10	ACTUAL 10-11	AMENDED 11-12	ESTIMATED 11-12	PROPOSED 12-13
Personnel Services	180,112	185,419	190,267	190,267	157,945
Materials & Supplies	16,659	822	56,962	56,962	59,169
Contractual Services	13,424	16,767	16,907	16,907	17,872
Other Charges	-	16	10	10	10
<b>Total</b>	210,195	203,024	264,146	264,146	234,996

PERSONNEL POSITION LISTING (2922)

DEPT	DIV	AUTH #	POSITION NO.	GRADE	POSITION TITLE	12-13 PROPOSED ANNUAL RATE
29	22	52	20251	R25	CLERK II	26,666
29	22	67	20251	R25	CLERK II	26,000
29	22	81	30024	R38	REGISTERED NURSE II	57,366
<b>TOTAL COUNT</b>			<b>3</b>		<b>TOTAL SALARIES</b>	<b>24,128</b>

EXPENDITURES (6001) IMMUNIZATION

	ACTUAL 09-10	ACTUAL 10-11	AMENDED 11-12	ESTIMATED 11-12	PROPOSED 12-13
Materials & Supplies	-	-	6,900	6,900	-
Contractual Services	-	-	13,100	13,100	-
<b>Total</b>	-	-	20,000	20,000	-



FUND NUMBER	226 HEALTH DEPT
DEPARTMENT NUMBER	29 HEALTH DEPT / 60 DEPT. OF STATE HEALTH SVCS.
DIVISION NUMBER	22 IMMUNIZATION / 01 OBH & 06 IMMUNIZATION

EXPENDITURES (6006) IMMUNIZATION

	ACTUAL 09-10	ACTUAL 10-11	AMENDED 11-12	ESTIMATED 11-12	PROPOSED 12-13
Personnel Services	236,299	259,173	489,250	489,250	282,075
Materials & Supplies	20,541	28,238	1,449	2,405	1,449
Contractual Services	35,166	20,001	32,194	38,794	26,722
Other Charges	-	-	58,747	51,191	1,250
<b>Total</b>	292,006	307,412	581,640	581,640	311,496

PERSONNEL POSITION LISTING (6006)

DEPT	DIV	AUTH #	POSITION NO.	GRADE	POSITION TITLE	12-13 PROPOSED ANNUAL RATE
60	6	1	20012	R23	COMMUNITY SERVICE AIDE	18,054
60	6	147	20252	R24	CLERK-TYPIST	30,077
60	6	150	20252	R24	CLERK-TYPIST	18,574
60	6	148	35032	R29	HEALTH EDUCATOR I	25,854
60	6	149	35032	R29	HEALTH EDUCATOR I	30,077
60	6	3	10125	R39	RN, NURSE SUPERVISOR	69,035
<b>TOTAL COUNT</b>			<b>3</b>		<b>TOTAL SALARIES</b>	<b>136,822</b>

EXPENDITURES (6600) LISD/UISD HEP B VACCINE

	ACTUAL 09-10	ACTUAL 10-11	AMENDED 11-12	ESTIMATED 11-12	PROPOSED 12-13
Materials & Supplies	14,989	-	19,480	19,480	16,330
Contractual Services	-	-	1,520	1,520	1,520
<b>Total</b>	14,989	-	21,000	21,000	17,850

FUND NUMBER	226 HEALTH DEPT
DEPARTMENT NUMBER	29 HEALTH DEPT / 60 DEPT. OF STATE HEALTH SVCS.
DIVISION NUMBER	22 IMMUNIZATION / 01 OBH & 06 IMMUNIZATION

PERFORMANCE MEASURES (2922, 6001, 6006)

	ACTUAL 09-10	ACTUAL 10-11	ESTIMATED 11-12	PROPOSED 12-13
<b>Workload Measures</b>				
<b>Inputs</b>				
Number of FTE's – R.N./L.V.N./Contract R.N.'s	2.50	2.50	2.50	2.50
Number of FTE's – Support Staff	7	7	7	7
<b>Outputs</b>				
Number of state immunization assessment reports*	65	62	60	60
Individuals immunized**	54,201	24,842	25,339	25,846
Immunizations administered**	83,835	47,295	48,241	49,206
No.of day care centers & registered homes audited	46	20	27	29
Rabies vaccine series initiated	10	14	16	18
<b>Efficiency Measures</b>				
Number of immunizations administered per FTE	35,000	18,918	19,296	19,682
<b>Effectiveness Measures</b>				
% of 2 year olds in compliance with immunizations	100%	100%	100%	100%

*Note: Numbers projected are based on a 2% increase. Efficiency measures were divided by the total number of FTE's (nursing staff).*

*\*\*These totals include vaccinations for Hepatitis B (LISD/UISD employees) and Pneumococcal and Influenza vaccines for adults.*

FUND NUMBER	226 HEALTH DEPT
DEPARTMENT NUMBER	29 HEALTH DEPT / 60 DEPT. OF STATE HEALTH SVCS.
DIVISION NUMBER	23 TUBERCULOSIS & 05 TB ELIMINATION 03 TB FEDERAL

**MISSION**

To provide tuberculosis education, prevention, treatment, and investigation of all cases and their contacts to reduce the incidence of tuberculosis.

**OBJECTIVES AND PLANNED ACCOMPLISHMENTS**

- To reduce the prevalence and incidence of tuberculosis in Laredo/Webb County and Nuevo Laredo, Mexico.
- Individuals will be screened and tested for tuberculosis and treatment will be provided as per State and Federal recommendations and clinical protocols.
- The TB Binational staff will provide screenings and will administer DOT to clients.  
The TB Jail Outreach and Special Populations Program staff will administer skin tests (screenings) and will provide DOT or DOPT to clients and/or contacts.
- 90% of those individuals less than 15 years of age with positive skin tests will complete six months of INH chemoprophylaxis.
- 70% of the estimated tuberculosis cases will have a negative sputum culture within three months of initiation of chemoprophylaxis.
- 90% of the contacts of tuberculosis patients will be screened within fourteen days of identification.

**EXPENDITURES (2923) TB ELIMINATION**

	ACTUAL 09-10	ACTUAL 10-11	AMENDED 11-12	ESTIMATED 11-12	PROPOSED 12-13
Personnel Services	96,168	99,314	68,109	68,109	71,600
Materials & Supplies	9,325	2,902	6,542	6,542	9,440
Contractual Services	47,554	34,423	52,571	52,571	52,503
<b>Total</b>	153,047	136,639	127,222	127,222	133,543

**PERSONNEL POSITION LISTING (2923)**

DEPT	DIV	AUTH #	POSITION NO.	GRADE	POSITION TITLE	12-13 PROPOSED ANNUAL RATE
29	23	165	20251	R25	CLERK II	30,618
29	23	2	42366	R30	X RAY TECHNICIAN	20,062
<b>TOTAL COUNT</b>			<b>2</b>		<b>TOTAL SALARIES</b>	<b>50,679</b>

FUND NUMBER	226 HEALTH DEPT
DEPARTMENT NUMBER	29 HEALTH DEPT / 60 DEPT. OF STATE HEALTH
SVCS.DIVISION NUMBER	23 TUBERCULOSIS & 05 TB ELIMINATION 03 TB FEDERAL

EXPENDITURES (6005) TB ELIMINATION

	ACTUAL 09-10	ACTUAL 10-11	AMENDED 11-12	ESTIMATED 11-12	PROPOSED 12-13
Personnel Services	177,006	169,005	346,270	346,270	190,781
Materials & Supplies	7,466	7,722	4,869	7,006	-
Contractual Services	24,607	35,981	14,706	14,706	1,992
Other Charges	-	-	30,160	28,023	11,662
<b>Total</b>	209,079	212,708	396,005	396,005	204,435

PERSONNEL POSITION LISTING (6005)

DEPT	DIV	AUTH #	POSITION NO.	GRADE	POSITION TITLE	12-13 PROPOSED ANNUAL RATE
60	05	77	20012	R23	COMMUNITY SERVICE AIDE	20,696
60	05	113	40079	R33	LICENSED VOCATIONAL NURSE III	49,296
60	05	33	10125	R39	RN, NURSE SUPERVISOR @95%	66,830
<b>TOTAL COUNT</b>			<b>3</b>		<b>TOTAL SALARIES</b>	<b>136,822</b>

EXPENDITURES (6003) TB FEDERAL

	ACTUAL 09-10	ACTUAL 10-11	AMENDED 11-12	ESTIMATED 11-12	PROPOSED 12-13
Personnel Services	136,641	98,565	172,865	172,865	131,003
Materials & Supplies	6,537	5,063	5,933	5,933	-
Contractual Services	23,241	27,496	28,526	28,526	11,890
Capital Outlay	100,462	-	-	-	-
<b>Total</b>	266,881	131,124	207,324	207,324	142,893

FUND NUMBER  
 DEPARTMENT NUMBER  
 SVCS.DIVISION NUMBER

226 HEALTH DEPT  
 29 HEALTH DEPT / 60 DEPT. OF STATE HEALTH  
 23 TUBERCULOSIS & 05 TB ELIMINATION  
 03 TB FEDERAL

PERSONNEL POSITION LISTING

DEPT	DIV	AUTH #	POSITION NO.	GRADE	POSITION TITLE	12-13 PROPOSED ANNUAL RATE
60	03	10	20251	R25	CLERK II	21,341
60	03	11	40078	R31	LICENSED VOCATIONAL NURSE II	23,462
60	03	14	41104	R31	MEDICAL TECHNICIAN	33,571
60	03	33	10125	R39	RN, NURSE SUPERVISOR @5%	7,426
<b>TOTAL COUNT</b>			<b>4</b>		<b>TOTAL SALARIES</b>	<b>85,800</b>

PERFORMANCE MEASURES (2923, 6005)

	ACTUAL 09-10	ACTUAL 10-11	ESTIMATED 11-12	PROPOSED 12-13
<b>Workload Measures</b>				
<i>Inputs</i>				
Number of FTE's - RN/LVN	2	1.95	1.95	3
Number of FTE's - CSA	1	1	1	2
Number of FTE's - Support Staff	2	1	1	2
<i>Outputs</i>				
Number of cases (by Calendar Year)	25	36	35	35
Number of Persons on Directly Observed Therapy (DOT) & Preventive Therapy (DOPT)	111	98	90	90
Number of screenings	151,952	22,418	20,000	20,000
<b>Efficiency Measures</b>				
Average cost per client served	13.15	8.91	9.85	10.00
Effectiveness Measure				
Case Rate (per 100,000 population)	12.4	13.6	12.0	12.0
% of cases on Directly Observed Therapy	100%	100%	100%	100%

FUND NUMBER  
 DEPARTMENT NUMBER  
 SVCS.DIVISION NUMBER

226 HEALTH DEPT  
 29 HEALTH DEPT / 60 DEPT. OF STATE HEALTH  
 23 TUBERCULOSIS & 05 TB ELIMINATION  
 03 TB FEDERAL

PERFORMANCE MEASURES (6003)

	ACTUAL 09-10	ACTUAL 10-11	ESTIMATED 11-12	PROPOSED 12-13
<b>Workload Measures</b>				
<i>Inputs</i>				
Number of FTE's	3.30	3.05	3.05	4.00
<i>Outputs</i>				
Number of Persons on Directly Observed Therapy (DOT)/Directly Observed Preventive Therapy (DOPT)	158	100	45	50
Number of Multiple Drug Resistant (MDR)	10	10	8	10
<b>Effectiveness Measures</b>				
Percent of MDR completing 1 yr of continuous therapy	90%	60%	25%	80%
Percent of MDR still on treatment	40%	50%	75%	50%

FUND NUMBER	226 HEALTH DEPT
DEPARTMENT NUMBER	29 HEALTH DEPT / 60 DEPT. OF STATE HEALTH SVCS.
DIVISION NUMBER	24 ADULT HEALTH & 04 PRIMARY CARE/COPH

**MISSION**

To provide comprehensive preventive care, health promotion and chronic disease intervention services to eligible families at risk of leading acute and chronic diseases especially: diabetes, hypertension, heart disease, cancer, obesity and respiratory illnesses as well establish and promote wellness and provide screening services for general well health targeting the healthy people objectives 2010.

**OBJECTIVES & PLANNED ACCOMPLISHMENTS**

- To improve quality of life and increase life expectancy through health risk assessment and screening, health education and counseling, patient care compliance on nutrition, diet, diabetes and hypertension therapy and treatment protocols.
- Persons seeking services at the *La Familia* are screened and those identified with diabetes, hypertension, heart disease and/or cancer will be enrolled in the Primary Health Care (PHC) Program.
- Provide wellness exams and preventive health care services for up to 680 patients annually.
- Prescriptions vouchers will be issued to PHC eligible clients (maximum of \$50.00 per month per client) as per availability of funds.
- 75% of the diabetic clients will improve compliance with prescribed treatment protocol of at least FBS<110mg/Dl and Hgb A, C<6.5; due to changes in values of new standards.
- 90% of *La Familia* Clinic hypertensive clients will have a diastolic blood pressure of <70mm/Hg.
- 90% of clients will be screened utilizing a coronary risk profile by MD as per protocol.
- Percent of clients maintaining diabetic control will increase by 5%.
- Percent of clients maintaining hypertension control will increase by 5%.

**EXPENDITURES (2924) ADULT HEALTH (LA FAMILIA)**

	<b>ACTUAL 09-10</b>	<b>ACTUAL 10-11</b>	<b>AMENDED 11-12</b>	<b>ESTIMATED 11-12</b>	<b>PROPOSED 12-13</b>
Personnel Services	32,017	33,359	34,146	34,146	35,959
Materials & Supplies	4,011	2,353	2,074	2,074	4,198
Contractual Services	24,752	15,554	18,086	18,086	11,298
<b>Total</b>	<b>60,780</b>	<b>51,266</b>	<b>54,306</b>	<b>54,306</b>	<b>51,455</b>

FUND NUMBER	226 HEALTH DEPT
DEPARTMENT NUMBER	29 HEALTH DEPT / 60 DEPT. OF STATE HEALTH SVCS.
DIVISION NUMBER	24 ADULT HEALTH & 04 PRIMARY CARE/COPH

PERSONNEL POSITION LISTING (2924)

DEPT	DIV	AUTH #	POSITION NO.	GRADE	POSITION TITLE	12-13 PROPOSED ANNUAL RATE
29	24	153	20252	R24	CLERK-TYPIST	24,128
<b>TOTAL COUNT</b>			<b>1</b>		<b>TOTAL SALARIES</b>	<b>24,128</b>

EXPENDITURES (6004) PRIMARY HEALTH CARE

	ACTUAL 09-10	ACTUAL 10-11	AMENDED 11-12	ESTIMATED 11-12	PROPOSED 12-13
Personnel Services	84,157	116,163	218,062	218,062	109,107
Materials & Supplies	2,243	21,603	11,381	13,136	-
Contractual Services	44,810	46,524	101,624	101,624	31,129
Other Charges	-	-	30,873	29,118	19,525
<b>Total</b>	<b>131,210</b>	<b>184,290</b>	<b>361,940</b>	<b>361,940</b>	<b>159,761</b>

PERSONNEL POSITION LISTING (6004)

DEPT	DIV	AUTH #	POSITION NO.	GRADE	POSITION TITLE	12-13 PROPOSED ANNUAL RATE
60	4	113	20254	R28	MEDICAL OFFICE ASSISTANT	23,005
60	4	112	40079	R33	LICENSED VOCATIONAL NURSE III	53,539
<b>TOTAL COUNT</b>			<b>2</b>		<b>TOTAL SALARIES</b>	<b>76,544</b>



FUND NUMBER	226 HEALTH DEPT
DEPARTMENT NUMBER	29 HEALTH DEPT / 60 DEPT. OF STATE HEALTH SVCS.
DIVISION NUMBER	24 ADULT HEALTH & 04 PRIMARY CARE/COPH

PERFORMANCE MEASURES (2924, 6004)

	ACTUAL 09-10	ACTUAL 10-11	ESTIMATED 11-12	PROPOSED 12-13
<b>Workload Measures</b>				
<i>Inputs</i>				
Number of Contract Physicians	6	6	6	6
Number of FTE's – LVN	1	1	1	1
<i>Number of FTE's – RN</i>	.5	0	0	0
<i>Number of FTE's - MOA</i>	1	1	1	1
<i>Outputs</i>				
Number of clients	519	597	600	600
Number of visits	2,676	3,306	3,312	3,312
Number of prescription vouchers issued	236	353	355	355
Number of MAP Applications	1,031	1,039	N/A	N/A
<b>Efficiency Measures</b>				
Number of clients per FTE	346	299	300	300
<b>Effectiveness Measures</b>				
Percent of clients maintaining control	75%	75%	75%	75%
Percent of clients maintaining hypertension control	75%	70%	75%	75%

FUND NUMBER	226 HEALTH DEPT
DEPARTMENT NUMBER	29 HEALTH DEPT / 60 DEPT. OF STATE HEALTH SVCS.
DIVISION NUMBER	64 UTHSCSA / 25 DENTAL /16 M&CH-DENTAL / 02 DENTAL SCHOOL

**MISSION**

To provide high quality, cost-effective dental health services to indigent children ages 4 to 18 years of age and their families who otherwise have no access to dental care.

**OBJECTIVES & PLANNED ACCOMPLISHMENTS**

- To improve the overall health of children between 4 and 18 years of age through diagnostic, therapeutic, preventive, and educational dental services.
- To provide uninsured adults dental health care services who would otherwise have no access to dental care.
- The Dental Clinic staff will provide preventive and treatment services for children ages 4 to 18 and their families.
- Mouth guards will be fabricated for local school athletes.
- 100% of the children will receive oral hygiene instructions from the Dental Clinic staff.
- The Dental Clinic staff will perform pit and fissure sealants.
- Eligible adults will be receive initial oral examinations, and needed basic dental services as per approved fee schedule.

**EXPENDITURES (6016) TITLE V DENTAL**

	ACTUAL 09-10	ACTUAL 10-11	AMENDED 11-12	ESTIMATED 11-12	PROPOSED 12-13
Materials & Supplies	-	-	5,000	5,000	-
Contractual Services	-	-	147,840	147,840	75,000
<b>Total</b>	-	-	152,840	152,840	75,000

**EXPENDITURES (6402) UTHSC@SA DENTAL**

	ACTUAL 09-10	ACTUAL 10-11	AMENDED 11-12	ESTIMATED 11-12	PROPOSED 12-13
Personnel Services	59,189	63,996	218,621	218,621	123,895
Materials & Supplies	3,538	3,237	27,345	27,345	-
Contractual Services	26,959	73,222	81,039	81,039	444
Other Charges	-	-	95,000	95,000	
<b>Total</b>	89,686	140,455	422,005	422,005	124,339

FUND NUMBER	226 HEALTH DEPT
DEPARTMENT NUMBER	29 HEALTH DEPT / 60 DEPT. OF STATE HEALTH SVCS.
DIVISION NUMBER	64 UTHSCSA / 25 DENTAL /16 M&CH-DENTAL / 02 DENTAL SCHOOL

PERSONNEL POSITION LISTING (6402)

DEPT	DIV	AUTH #	POSITION NO.	GRADE	POSITION TITLE	12-13 PROPOSED ANNUAL RATE
64	2	5	70189	R28	BUILDING MAINTENANCE MECHANIC	23,462
64	2	6	10030	R42	CHIEF OF DENTAL HEALTH SVCS	60,258
<b>TOTAL COUNT</b>			<b>2</b>		<b>TOTAL SALARIES</b>	<b>83,720</b>

PERFORMANCE MEASURES (6016)

	ACTUAL 09-10	ACTUAL 10-11	ESTIMATED 11-12	PROPOSED 12-13
<b>Workload Measures</b>				
<i>Inputs</i>				
Number of Dentists	0	4	4	4
Number of Dental Assistants / MOA	2	1	1	1
<i>Outputs</i>				
Number of Dental Visits	387	515	724	724
Number of Clients (Unduplicated)	178	50	67	67
<b>Efficiency Measures</b>				
Number of Visits per Dentist	387	128	181	181
Number of Visits per Dental Assistant	194	60	72	72
<b>Effectiveness Measures</b>				
Percent of patients that kept appointment	90%	94%	94%	94.5%
Number of preventive procedures per patient	2.1	10	10	10

FUND NUMBER	226 HEALTH DEPT
DEPARTMENT NUMBER	29 HEALTH DEPT/60 OFFICE OF BORDER HLTH
DIVISION NUMBER	26 LABORATORY/12 OBH BORDER HLTH

**MISSION**

To provide accurate clinical and environmental testing in support of the department’s various services and those of other local agencies.

**OBJECTIVES & PLANNED ACCOMPLISHMENTS**

- To provide high quality clinical laboratory testing in an accurate and timely manner to assist physicians in the diagnosis, prevention, and treatment of clinic patients.
- To provide high quality care by trained, professional staff and ensure adherence to and compliance with State and Federal health related regulations, statues, policies, and laws.
- The laboratory will perform diagnostic tests on specimens as per laboratory protocols.
- The laboratory will maintain a proficiency average score of 98% on the four areas of testing.
- The laboratory will maintain a score of 100% on its water bacteriology proficiency survey.
- The laboratory will maintain its efficiency by keeping the turnaround time to 15 minutes on all “STAT” lab tests.
- The laboratory will maintain and pass all Clinical Laboratory Improvement Amendments (CLIA) regulations so as to maintain its current laboratory certification.
- The laboratory will reduce the number of unsatisfactory results by reviewing all lab requisitions and specimen containers thoroughly before in-house testing or for testing at a reference lab.
- The laboratory will maintain and pass all Texas Commission on Environmental Quality water bacteriology regulations so as to maintain its current license as a certified laboratory for bacteriological analysis of public drinking water.
- QA Plan will be reviewed and revised at least annually to include identified gaps in tracking of identified problems until resolved.
- The laboratory will complete all requirements needed to perform as an LRN Testing Lab (BT Level B Lab)
- Credentialing of all licensed staff will continue to be monitored by Lab Chief to ascertain maintenance of licensure/certification, CPR, Insurance, CEU’s.
- QA process will continue to expand encompassing all programs needs i.e., developing/revising new policies, job descriptions, flow analysis, time studies, etc.
- The laboratory will reduce expenditures by 37% on reference laboratory testing by providing more in house testing.
- The laboratory will increase revenues by 37% by providing more in-house testing.

**EXPENDITURES (2926) LABORATORY**

	<b>ACTUAL 09-10</b>	<b>ACTUAL 10-11</b>	<b>AMENDED 11-12</b>	<b>ESTIMATED 11-12</b>	<b>PROPOSED 12-13</b>
Personnel Services	262,547	307,405	321,700	321,700	338,334
Materials & Supplies	28,047	35,775	46,316	46,316	93,000
Contractual Services	91,397	182,995	135,672	135,672	265,168
Other Charges	-	345	-	-	-
<b>Total</b>	<b>381,991</b>	<b>526,520</b>	<b>503,688</b>	<b>503,688</b>	<b>775,189</b>

FUND NUMBER	226 HEALTH DEPT
DEPARTMENT NUMBER	29 HEALTH DEPT/60 OFFICE OF BORDER HLTH
DIVISION NUMBER	26 LABORATORY/12 OBH BORDER HLTH

PERSONNEL POSITION LISTING

DEPT	DIV	AUTH #	POSITION NO.	GRADE	POSITION TITLE	12-13 PROPOSED ANNUAL RATE
29	26	15	20251	R25	CLERK II	19,885
29	26	1	41105	R28	PHLEBOTOMIST	35,464
29	26	20	41110	R29	PHARMACY TECHNICIAN	40,414
29	26	2	41104	R31	MEDICAL TECHNICIAN	28,995
29	26	10	41104	R31	MEDICAL TECHNICIAN	48,672
29	26	2	16013	R39	LABORATORY MANAGER	65,749
<b>TOTAL COUNT</b>			<b>6</b>		<b>TOTAL SALARIES</b>	<b>239,179</b>

EXPENDITURES (6012) OBH HEALTHY BORDER

	ACTUAL 09-10	ACTUAL 10-11	AMENDED 11-12	ESTIMATED 11-12	PROPOSED 12-13
Personnel Services	-	2,266	27,285	27,285	31,599
Materials & Supplies	2,906	-	5,211	5,211	8,401
Contractual Services	-	-	5,238	5,238	-
Other Charges	-	-	-	-	-
Capital Outlay	62,299	-	-	-	-
<b>Total</b>	<b>65,205</b>	<b>2,266</b>	<b>37,734</b>	<b>37,734</b>	<b>40,000</b>

FUND NUMBER	226 HEALTH DEPT
DEPARTMENT NUMBER	29 HEALTH DEPT/60 OFFICE OF BORDER HLTH
DIVISION NUMBER	26 LABORATORY/12 OBH BORDER HLTH

PERSONNEL POSITION LISTING (6012)

DEPT	DIV	AUTH #	POSITION NO.	GRADE	POSITION TITLE	12-13 PROPOSED ANNUAL RATE
60	12	197	41222	R33	SENIOR MEDICAL TECHNOLOGIST	20,561
<b>TOTAL COUNT</b>			<b>1</b>		<b>TOTAL SALARIES</b>	<b>20,561</b>

PERFORMANCE MEASURES (2926, 6012)

	ACTUAL 09-10	ACTUAL 10-11	ESTIMATED 11-12	PROPOSED 12-13
<b>Workload Measures</b>				
<i>Inputs</i>				
Number of FTE'S	4	4.5	5	6
Number of FTE'S Admin Support *	1	1	1.5	2
<i>Outputs</i>				
CBC's	2156	4,995	5,244	5,753
Chemistries	1,297	0	0	0
Urinalysis/Test	8,351	9,080	9,534	10,939
Pregnancy/Test	719	869	913	715
Urine Culture/Test	245	2,047	2,150	1,500
Syphilis Serology/Test	2,189	2,580	2,709	2,592
Glucose Screen/Test	1,618	1,763	1,799	2,012
Water Bacteriology/Test	4,149	4,457	4,680	5,260
IFOBt	0	691	725	1,272
Phlebotomy	10,038	13,683	14,368	14,655
Food Microbiology	25	8	1,000	50
Total Tests Performed	30,762	42,020	45,113	45,636
<b>Efficiency Measures</b>				
Total Number of tests performed per FTE	7,690	9,338	9,023	7,606
<b>Effectiveness Measures</b>				
Lab Proficiency survey results	95.8%	98.6	100	100
Turnaround time for each type of test	N/A			
Average turnaround time for clinical tests	N/A			
Average turnaround time for microbiologicals				

\* One administrative support FTE (Clerk II) remains unfilled since November 2008.

FUND NUMBER	226 HEALTH DEPT
DEPARTMENT NUMBER	29 HEALTH DEPT
DIVISION NUMBER	27 PERSONAL HEALTH SERVICES

**MISSION**

To provide administrative support services to clinical staff to prevent disease and improve the health status of the community.

**OBJECTIVES & PLANNED ACCOMPLISHMENTS**

- To assure compliance with all applicable federal and state laws, rules, regulations, standards, and guidelines in effect on the beginning date of each contract for State TB Elimination, Binational TB, Primary Health Care and Maternal & Child Health Programs including, but not limited to, Health Safety Code, Texas Administrative Code (TAC), Standard for Public Health Clinic Services and Standards of Performance for the Prevention and Control of TB.
- To assure quality control and privacy policies are implemented and in compliance with State & Federal guidelines.
- To participate in the collaborative effort in preventing disease with the Binational Health Council, US/Mexico Border Health Association Conference, and Advisory Board for La Familia Clinic.
- To organize and coordinate staffing of nursing component in emergency shelters.
- Monitor staff and assure charts are properly documented.
- Attend all required meetings in order to prepare for successful Health Fairs.
- Conduct quarterly meetings with program staff to assure services are rendered according to policies and procedures.
- Monitor staff that mans the shelters.

**EXPENDITURES (2927) PREVENTIVE HEALTH SERVICES**

	<b>ACTUAL 09-10</b>	<b>ACTUAL 10-11</b>	<b>AMENDED 11-12</b>	<b>ESTIMATED 11-12</b>	<b>PROPOSED 12-13</b>
Personnel Services	46,061	47,652	48,614	48,614	51,080
Materials & Supplies	45,387	25,634	2,849	2,849	9,235
Contractual Services	6,834	4,952	4,308	4,308	9,485
<b>Total</b>	<b>98,282</b>	<b>78,238</b>	<b>55,771</b>	<b>55,771</b>	<b>69,800</b>

**PERSONNEL POSITION LISTING**

<b>DEPT</b>	<b>DIV</b>	<b>AUTH #</b>	<b>POSITION NO.</b>	<b>GRADE</b>	<b>POSITION TITLE</b>	<b>12-13 PROPOSED ANNUAL RATE</b>
29	27	77	21821	35,922	35,922	35,922
<b>TOTAL COUNT</b>			<b>1</b>		<b>TOTAL SALARIES</b>	<b>35,922</b>

FUND NUMBER  
 DEPARTMENT NUMBER  
 DIVISION NUMBER

226 HEALTH DEPT  
 29 HEALTH DEPT/62 TCEQ  
 30 HEALTH PROTECTIVE SERVICES  
 / 01 TCEQ

**MISSION**

To facilitate coordinated surveillance, inspections, education, complaint investigations, and enforcement of local, state, and federal regulations in order to maintain and improve environmental health, prevent transmission of food and water borne diseases, conduct vector control and promote safety in our community.

**OBJECTIVES & PLANNED ACCOPMLISHMENTS**

- Conserve and enhance the good quality of the environment.
- Prevent adverse consequences on the health and well being of residents.
- Develop and maintain an alert system on air containments
- Maintain good food and environmental sanitation and health.
- Assure sanitary and portable water system exists to protect the health of the community.
- Monitor the environment to protect the public health and assure that a reporting system exists to intervene.
- Prevent adverse consequences on the health and well being of residents.
- Develop and sustain a professional and well-trained team to conduct food sanitation and environmental quality.
- Conduct air monitoring and evaluate its impact on health.
- Conduct food inspections of local establishments.
- Conduct training and licensing of 100% of food handlers and food managers to assure food safety management to prevent food borne diseases.
- Establish a network for surveillance and disease control of food and water borne diseases as well vector control.
- Coordinate and implement environmental health monitoring as well surveillance and disease detection to ensure a healthy environment with no impact on health.
- License staff and provide adequate training to ensure qualified personnel.
- Conduct citywide educational and promotional activities to assure food sanitation and vector control prevention.
- Assure that all city and county functions that may have an environmental and sanitation health impact are trained and certified and/or licensed.
- Develop new and creative systems to assure adequate management of food handling training for the community.

**EXPENDITURES (2930) HEALTH PROTECTIVE SERVICES**

	<b>ACTUAL 09-10</b>	<b>ACTUAL 10-11</b>	<b>AMENDED 11-12</b>	<b>ESTIMATED 11-12</b>	<b>PROPOSED 12-13</b>
Personnel Services	579,465	592,290	572,056	572,056	587,217
Materials & Supplies	22,705	17,710	27,023	27,023	28,514
Contractual Services	118,772	63,318	51,166	51,166	76,846
<b>Total</b>	<b>720,942</b>	<b>673,318</b>	<b>650,245</b>	<b>650,245</b>	<b>692,577</b>



FUND NUMBER  
 DEPARTMENT NUMBER  
 DIVISION NUMBER

226 HEALTH DEPT  
 29 HEALTH DEPT/62 TCEQ  
 30 ENVIRONMENTAL HEALTH SERVICES  
 / 01 TCEQ

PERSONNEL POSITION LISTING (2930)

DEPT	DIV	AUTH #	POSITION NO.	GRADE	POSITION TITLE	12-13 PROPOSED ANNUAL RATE
29	30	16	20251	R25	CLERK II	33,155
29	30	1	41803	R29	SANITATION INSPECTOR I	25,854
29	30	4	41807	R31	SANITATION INSPECTOR II	31,221
29	30	6	41801	R33	SANITARIAN I	33,883
29	30	7	41801	R33	SANITARIAN I	31,637
29	30	13	41801	R33	SANITARIAN I	34,445
29	30	1	41808	R34	SANITARIAN II	38,875
29	30	3	41808	R34	SANITARIAN II	40,040
29	30	18	41808	R34	SANITARIAN II	36,733
29	30	2	41806	R36	SANITARIAN III	37,981
29	30	1	10237	R40	CHIEF OF ENVIRONMENTAL HLTH SV	57,595
<b>TOTAL COUNT</b>			<b>11</b>		<b>TOTAL SALARIES</b>	<b>401,419</b>

EXPENDITURES (6201) TCEQ

	ACTUAL 09-10	ACTUAL 10-11	AMENDED 11-12	ESTIMATED 11-12	PROPOSED 12-13
Personnel Services	51,897	57,015	107,321	107,321	50,165
Materials & Supplies	1,376	1,364	10,671	10,671	8,671
Contractual Services	3,381	4,705	16,744	16,744	11,164
Other Charges	-	-	1,502	1,502	-
<b>Total</b>	<b>56,654</b>	<b>63,084</b>	<b>136,238</b>	<b>136,238</b>	<b>70,000</b>

PERSONNEL POSITION LISTING (6201)

DEPT	DIV	AUTH #	POSITION NO.	GRADE	POSITION TITLE	12-13 PROPOSED ANNUAL RATE
62	01	4	41807	R31	SANITATION INSPECTOR II	34,528
<b>TOTAL COUNT</b>			<b>1</b>		<b>TOTAL SALARIES</b>	<b>34,528</b>

FUND NUMBER  
DEPARTMENT NUMBER  
DIVISION NUMBER

226 HEALTH DEPT  
29 HEALTH DEPT/62 TCEQ  
30 ENVIRONMENTAL HEALTH SERVICES  
/ 01 TCEQ

PERFORMANCE MEASURES (2930, 6201)

	ACTUAL 09-10	ACTUAL 10-11	ESTIMATED 11-12	PROPOSED 12-13
<b>Workload Measures</b>				
<b>Inputs</b>				
Number of FTE's - Sanitarians	7.0	7.0	6.0	7.0
Number of FTE's – Sanitarians / Air Quality Monitoring	1.2	3.0	1.5	1.0
Number of FTE's – Sanitarian Inspectors	2.8	1,833	3	3
<b>Outputs</b>				
Number of active food establishments	1,642	1,833	1,851	1,888
Number of temporary food establishments	507	547	552	563
Number of food establishments supervised	2,149	2,376	2,399	2,447
City food licenses issued* <sup>1</sup>	2,550	2,557	2,582	2,633
Meat market permits issued	45	43	44	45
Mobile vendor permits issued	78	84	85	86
Restaurant inspections	3,776	3,616	3,652	3,724
Grocery store inspections	1,442	1,042	1,052	1,073
Day care inspections	401	385	389	396
Number of inspections for Non-smoking compliance	5,704	5,146	5,197	5,299
Swimming pool inspections	100	103	104	106
Water samples	396		328	335
Complaint investigations	475	466	470	480
Public restroom inspections* <sup>2</sup>	14	20	21	22
Premises inspected* <sup>3</sup>	3,374	3,984	4,023	4,103
Number of foodhandler classes	101	142	143	144
Foodhandlers trained	4549	6,559	6,624	6,755
Food services managers trained	49	75	76	77
Mosquito control: # of acres	33,610	2,966	2,996	3,055
Number of citations issued	152	233	235	240
Complaint corrections without citations	323	230	232	236
<b>Efficiency Measures</b>				
No. of food establishment inspections per FTE - sanitarian	814.90		849	742
No. of food establishments per FTE - sanitarian	307	340	400	350
No. of complaint investigations per FTE – sanitation inspector	169.6	155	157	160
No. of premise inspections per FTE – sanitation inspector	1,205	1,328	1,341	1,368
<b>Effectiveness Measures</b>				
Annualized food establishment inspection frequency	3.47	2.8	2.75	2.75
% of corrections gained from premise inspections	68	49	49	49
% of complaints/violators issued citations	32	50	50	50
Complaint inspection frequency	7.1	7.8	7.8	7.8

\*<sup>1</sup> Ordinance revised exempt establishments are now required to obtain a City Food license.

\*<sup>2</sup> All public restrooms connected with food establishments are already inspected with a number of active food establishments.

\*<sup>3</sup> Premises inspected are based on maps for operation clean-up dictated by Code Enforcement

FUND NUMBER

226 HEALTH DEPT

DEPARTMENT NUMBER

29 HEALTH DEPT

DIVISION NUMBER

31 ANIMAL CONTROL / 32 ANIMAL SHELTER

**MISSION**

To provide animal control safety and prevention services, vector and zoonosis surveillance, detection and intervention; through impounding of stray dogs, enforcing the city’s stray animal ordinance, investigating dog bite complaints, performing rabies control investigations as well prevention and education activities to protect the public from zoonosis disease.

**OBJECTIVES & PLANNED ACCOMPLISHMENTS**

- To protect the community from animal related and zoonotic diseases and conditions, in particular rabies, bees and stray dogs.
- To conduct health promotion and educational activities as well immunization campaigns against rabies.
- To develop an expert team of animal control officers that respond quickly and efficiently.
- To develop a comprehensive surveillance and detection network for disease control.
- To develop coordination and partnerships with local veterinarians and zoonosis specialist for disease control.
- Animal Control Officers will be responsible for pick-up of stray animals in the City of Laredo and Webb County.
- Staff will investigate 100% of all reported animal biting incidents within 24 hours of receiving the report in the City of Laredo and 100% in Webb County.
- Staff will make accessible anti-rabies vaccinations to the canine and feline population in the City of Laredo and Webb County.
- Staff will investigate 100% of reported emergency bee calls and remove/destroy 100% of those swarms on public property which pose a threat to the public safety.
- Conduct annual rabies vaccinations programs.
- Establish surveillance and disease reporting system to quickly act and intervene.
- Provide educational and promotion effort for zoonosis and vector disease control.
- Conduct training of staff to develop expert services and coordinate with area veterinarians to assure adequate protection for the community.
- Conduct training for area providers on animal control.

**EXPENDITURES (2931) ANIMAL CONTROL**

	<b>ACTUAL 09-10</b>	<b>ACTUAL 10-11</b>	<b>AMENDED 11-12</b>	<b>ESTIMATED 11-12</b>	<b>PROPOSED 12-13</b>
Personnel Services	579,700	585,437	617,833	617,833	633,834
Materials & Supplies	75,393	127,661	171,217	171,217	148,462
Contractual Services	162,528	129,065	188,815	188,815	167,033
Other Charges	-	-	244	244	244
<b>Total</b>	<b>817,621</b>	<b>842,163</b>	<b>978,109</b>	<b>978,109</b>	<b>949,573</b>

FUND NUMBER	226 HEALTH DEPT
DEPARTMENT NUMBER	29 HEALTH DEPT
DIVISION NUMBER	31 ANIMAL CONTROL / 32 ANIMAL SHELTER

PERSONNEL POSITION LISTING

DEPT	DIV	AUTH #	POSITION NO.	GRADE	POSITION TITLE	12-13 PROPOSED ANNUAL RATE
29	31	10	20251	R25	CLERK II	19,510
29	31	8	50366	R29	ANIMAL CONTROL OFFICER I	24,357
29	31	9	50366	R29	ANIMAL CONTROL OFFICER I	28,642
29	31	11	50366	R29	ANIMAL CONTROL OFFICER I	25,854
29	31	12	50366	R29	ANIMAL CONTROL OFFICER I	24,856
29	31	13	50366	R29	ANIMAL CONTROL OFFICER I	24,357
29	31	17	50366	R29	ANIMAL CONTROL OFFICER I	24,357
29	31	19	50366	R29	ANIMAL CONTROL OFFICER I	28,642
29	31	20	50366	R29	ANIMAL CONTROL OFFICER I	28,808
29	31	21	50366	R29	ANIMAL CONTROL OFFICER I	23,650
29	31	22	50366	R29	ANIMAL CONTROL OFFICER I	26,811
29	31	1	50206	R31	ANIMAL CONTROL OFFICER II	34,258
29	31	15	50206	R31	ANIMAL CONTROL OFFICER II	32,053
29	31	1	50204	R35	ANIMAL CONTROL PROGRAM SUPVR.	58,469
<b>TOTAL COUNT</b>			<b>14</b>		<b>TOTAL SALARIES</b>	<b>404,622</b>

FUND NUMBER  
DEPARTMENT NUMBER  
DIVISION NUMBER

226 HEALTH DEPT  
29 HEALTH DEPT  
31 ANIMAL CONTROL / 32 ANIMAL SHELTER

PERFORMANCE MEASURES (2931, 2932)

	ACTUAL 09-10	ACTUAL 10-11	ESTIMATED 11-12	PROPOSED 12-13
<b>Workload Measures</b>				
<b>Inputs</b>				
Number of Supervisors	1	1	1	1
Number of ACO's	11	10	13	15
Number of Clerks	1	1	2	2
Number of Dispatchers	N/A	N/A	1	1
<b>Outputs</b>				
Number of animals vaccinated	1,198	1,369	1,500	2,000
Animal rabies cases	16	8	7	6
Animal bites reported	396	404	378	400
Heads/rabies analysis	264	160	125	150
Animals picked up	8,467	9,096	9,132	9,500
Number of complaint investigations	18,000	14,858	13,720	15,000
Premises inspected	24,480	14,996	13,500	15,000
Warnings	368	355	550	575
Tickets issued	434	396	554	650
Response stray dogs	3,653	3,913	4,933	5,000
Livestock permits issued	12	13	86	100
Impoundments	N/A	N/A	450	10,000
Citations & Warnings	N/A	N/A	68	400
No. of Rabies Certificates	N/A	N/A	440	1,800
Call for Services Requests	N/A	N/A	1,547	32,500
No. of Registrations	N/A	N/A	198	900
No. of Microchipped	N/A	N/A	187	2,244
Rescues	N/A	N/A	3	240
Return to Owner	N/A	N/A	15	400
Adoptions	N/A	N/A	4	250
Fostering	N/A	N/A	3	100
Total number of animal control activities	57,673	45,968	46,174	50,000
<b>Efficiency</b>				
Number of animal control activities per FTE (City & County)	5,243	4,596	3,552	3,333
Time per FTE activity (Hr)	2.52	2.20	1.71	1.60
<b>Effectiveness Measures</b>				
Percent of cases per complaint resolved	98%	98%	98%	98%

FUND NUMBER  
 DEPARTMENT NUMBER  
 DIVISION NUMBER

226 HEALTH DEPT  
 29 HEALTH DEPT  
 31 ANIMAL CONTROL / 32 ANIMAL SHELTER

EXPENDITURES (2932) ANIMAL SHELTER

	ACTUAL 09-10	ACTUAL 10-11	AMENDED 11-12	ESTIMATED 11-12	PROPOSED 12-13
Personnel Services	-	-	148,533	155,090	336,707
Materials & Supplies	-	-	74,937	74,937	139,050
Contractual Services	-	-	50,888	44,331	354,243
Other Charges	-	-	-	-	20,000
<b>Total</b>	-	-	274,358	274,358	850,000

PERSONNEL POSITION LISTING (2932)

DEPT	DIV	AUTH #	POSITION NO.	GRADE	POSITION TITLE	12-13 PROPOSED ANNUAL RATE
29	32	6	80666	R23	GROUNDSKEEPER	17,181
29	32	7	80666	R23	GROUNDSKEEPER	17,181
29	32	8	80666	R23	GROUNDSKEEPER	17,181
29	32	9	80666	R23	GROUNDSKEEPER	17,181
29	32	5	20251	R25	CLERK II	18,949
29	32	4	40258	R28	DISPATCHER	22,339
29	32	2	50366	R29	ANIMAL CONTROL OFFICER I	23,650
29	32	3	50366	R29	ANIMAL CONTROL OFFICER I	23,650
29	32	1	50206	R31	ANIMAL CONTROL OFFICER II	26,832
<b>TOTAL COUNT</b>			<b>9</b>		<b>TOTAL SALARIES</b>	<b>184,142</b>

FUND NUMBER	226 HEALTH DEPT
DEPARTMENT NUMBER	60 DEPT. OF STATE HEALTH SVCS. / 65 LOCAL 61 FEDERAL FUNDED GRANTS / 68 OTHER GRANTS
DIVISION NUMBER	10 BIOTERRORISM, 13 OBH-EWIDS, 48 EPA (BUILDING ENVIRONMENTAL), 02 VENTANILLA DE SALUD 22 CPS-EMERGENCY RESPONSE, 02 HEALTH HRSA, 2 TX-MX BINATIONAL PROGRAM, 03 BORDER ENVIRONMENT COMMISSION, 04 MIGRANT CLINICIANS NETWORK

## MISSION

To maintain an active surveillance program for disease control of public health threats, communicable diseases, childhood lead poisoning prevention new and emerging diseases within the City of Laredo, and partner counties; to investigate all communicable diseases, provide disease interventions and control measures in order to prevent outbreaks. To plan, detect and intervene on any public health biological, chemical or radiological threat quickly and efficiently with expert personnel using state of the art communication network systems.

## OBJECTIVES & PLANNED ACCOMPLISHMENTS

- To reduce morbidity and mortality caused by communicable diseases, public health threats, new and emerging diseases.
- To predict health related conditions and disease behavior by identifying risks.
- To enhance border-wide prevention and promotion through awareness, and educational activities.
- To monitor and develop action plans to respond to any abnormal incidence of disease.
- To develop an expert team of epidemiologists and public health professionals that respond quickly and efficiently to any biological, chemical or radiological threat.
- To reduce elevated blood lead levels in the children population 1 – 6 years of age.
- To enhance awareness on pandemic influenza through surveillance and educational materials.
- Develop educational activities on prevention of pandemic influenza for the community.
- To establish direction, assessment, and coordination of activities that will enhance local and regional preparedness for acts of bioterrorism, outbreaks of infectious diseases, or other public health threats.
- To enhance surveillance and epidemiology capacity for rapid detection of outbreaks of infectious diseases, acts of bioterrorism, or other public health threats.
- To enhance laboratory capacity in order to conduct rapid and diagnostic testing for select biological agents to be used in a bioterrorism attack.
- To develop a communication system that will allow for rapid exchange of key information with public and private partners in a secure fashion.
- To develop an effective risk communication capacity that will allow for information dissemination to the public during a bioterrorism attack, infectious disease outbreak, or other public health threats.
- To assess existing training needs of key public health professionals, health care providers, first responders, and infectious disease personnel and to then provide needed education and training through multiple channels.
- To assure that adequate and prompt new and emerging disease responses are developed addressing critical border health epidemiological needs such as in neural tube defects, bioterrorism, cancer, environmental health, vector borne diseases, food and water borne health threats.
- Conduct simulations and training of staff and community to respond to any public health threats.
- Conduct training for area providers and hospitals to assure an efficient reporting system.
- To identify children with elevated blood lead levels through environmental assessment and source identification.
- To maintain an active surveillance on children with elevated blood lead levels through case management activities.
- To educate the parents on importance of a well balanced diet for children identified with high blood lead levels.
- To conduct an environmental health assessment survey to determine the extent of environmental health impacts.
- To conduct education/promotion as well as disease detection interventions that will concentrate on lead and water contamination in the community.
- Will distribute educational materials to local health providers and hospitals to heighten public awareness.
- Conduct random pandemic testing within the community.

FUND NUMBER	226 HEALTH DEPT
DEPARTMENT NUMBER	60 DEPT. OF STATE HEALTH SVCS. / 65 LOCAL 61 FEDERAL FUNDED GRANTS / 68 OTHER GRANTS
DIVISION NUMBER	10 BIOTERRORISM, 13 OBH-EWIDS, 48 EPA BUILDING ENVIRONMENTAL), 02 VENTANILLA DE SALUD 22 CPS-EMERGENCY RESPONSE, 02 HEALTH HRSA, 2 TX-MX BINATIONAL PROGRAM, 03 BORDER ENVIRONMENT COMMISSION, 04 MIGRANT CLINICIANS NETWORK

EXPENDITURES (6048) EPA

	ACTUAL 09-10	ACTUAL 10-11	AMENDED 11-12	ESTIMATED 11-12	PROPOSED 12-13
Personnel Services	101,421	247	-	-	-
Materials & Supplies	132	-	-	-	-
Contractual Services	10,286	-	-	-	-
<b>Total</b>	111,839	247	-	-	-

EXPENDITURES (6010) BIOTERRORISM (PHEP)

	ACTUAL 09-10	ACTUAL 10-11	AMENDED 11-12	ESTIMATED 11-12	PROPOSED 12-13
Personnel Services	183,157	298,113	508,181	508,181	224,569
Materials & Supplies	22,441	37,193	14,856	14,856	19,015
Contractual Services	38,788	45,988	165,621	165,621	55,278
Other Charges	-	-	-	-	37,568
Capital Outlay	159,306	33,648	43,501	43,501	-
<b>Total</b>	403,692	414,942	732,159	732,159	336,430

PERSONNEL POSITION LISTING

DEPT	DIV	AUTH #	POSITION NO.	GRADE	POSITION TITLE	12-13 PROPOSED ANNUAL RATE
60	10	1	30004	R36	PUBLIC HEALTH TECHNICIAN	48,880
60	10	194	30004	R36	PUBLIC HEALTH TECHNICIAN	39,915
60	10	197	41222	R33	SENIOR MEDICAL TECHNOLOGIST (@50%)	16,860
60	10	193	35041	R39	EPIDEMIOLOGIST SUPERVISOR	53,622
<b>TOTAL COUNT</b>			<b>4</b>		<b>TOTAL SALARIES</b>	<b>159,277</b>



FUND NUMBER	226 HEALTH DEPT
DEPARTMENT NUMBER	60 DEPT. OF STATE HEALTH SVCS. / 65 LOCAL 61 FEDERAL FUNDED GRANTS / 68 OTHER GRANTS
DIVISION NUMBER	10 BIOTERRORISM, 13 OBH-EWIDS, 48 EPA (BUILDING ENVIRONMENTAL), 02 VENTANILLA DE SALUD 2 CPS-EMERGENCY RESPONSE, 02 HEALTH HRSA, 2 TX-MX BINATIONAL PROGRAM, 03 BORDER ENVIRONMENT COMMISSION, 04 MIGRANT CLINICIANS NETWORK

EXPENDITURES (6102) HRSA STIMULUS/ARRA

	ACTUAL 09-10	ACTUAL 10-11	AMENDED 11-12	ESTIMATED 11-12	PROPOSED 12-13
Capital Outlay	188,001	-	-	-	-
<b>Total</b>	188,001	-	-	-	-

EXPENDITURES (6013) OBH EWIDS

	ACTUAL 09-10	ACTUAL 10-11	AMENDED 11-12	ESTIMATED 11-12	PROPOSED 12-13
Personnel Services	118,935	138,686	225,950	225,950	71,373
Materials & Supplies	4,519	15,273	7,068	7,068	-
Contractual Services	13,446	20,707	14,454	14,454	2,340
Capital Outlay	818	8,899	-	-	-
<b>Total</b>	137,718	183,565	247,472	247,472	73,713

PERSONNEL POSITION LISTING

DEPT	DIV	AUTH #	POSITION NO.	GRADE	POSITION TITLE	12-13 PROPOSED ANNUAL RATE
60	13	197	41222	R33	SENIOR MEDICAL TECHNOLOGIST (@50%)	3,701
60	13	195	35022	R38	EPIDEMIOLOGIST	46,550
<b>TOTAL COUNT</b>			<b>2</b>		<b>TOTAL SALARIES</b>	<b>50,251</b>

FUND NUMBER	226 HEALTH DEPT
DEPARTMENT NUMBER	60 DEPT. OF STATE HEALTH SVCS. / 65 LOCAL
	61 FEDERAL FUNDED GRANTS / 68 OTHER GRANTS
DIVISION NUMBER	10 BIOTERRORISM, 13 OBH-EWIDS, 48 EPA (BUILDING ENVIRONMENTAL), 02 VENTANILLA DE SALUD 22 CPS-EMERGENCY RESPONSE, 02 HEALTH HRSA, 2 TX-MX BINATIONAL PROGRAM, 03 BORDER ENVIRONMENT COMMISSION, 04 MIGRANT CLINICIANS NETWORK

EXPENDITURES (6022) (PHER)

	ACTUAL 09-10	ACTUAL 10-11	AMENDED 11-12	ESTIMATED 11-12	PROPOSED 12-13
Personnel Services	87,069	181,274	-	-	-
Materials & Supplies	41,256	-	-	-	-
Contractual Services	455,859	-	-	-	-
Capital Outlay	32,389	-	-	-	-
<b>Total</b>	616,573	181,274	-	-	-

EXPENDITURES (6502) VENTANILLA DE SALUD

	ACTUAL 09-10	ACTUAL 10-11	AMENDED 11-12	ESTIMATED 11-12	PROPOSED 12-13
Materials & Supplies	771	-	1,251	1,251	-
Contractual Services	33,276	33,272	38,989	38,989	30,000
<b>Total</b>	34,047	33,272	40,240	40,240	30,000

FUND NUMBER	226 HEALTH DEPT
DEPARTMENT NUMBER	60 DEPT. OF STATE HEALTH SVCS. / 65 LOCAL 61 FEDERAL FUNDED GRANTS / 68 OTHER GRANTS
DIVISION NUMBER	10 BIOTERRORISM, 13 OBH-EWIDS, 48 EPA (BUILDING ENVIRONMENTAL), 02 VENTANILLA DE SALUD CPS-EMERGENCY RESPONSE, 02 HEALTH HRSA, 2 TX-MX BINATIONAL PROGRAM, 03 BORDER ENVIRONMENT COMMISSION, 04 MIGRANT CLINICIANS NETWORK

PERFORMANCE MEASURES (6010)

	ACTUAL 09-10	ACTUAL 10-11	ESTIMATED 11-12	PROPOSED 12-13
<b>Workload Measures</b>				
<i>Inputs</i>				
Number of FTE's – staff	4.55	5.55	3.55	5
<i>Outputs</i>				
Number of surveillance investigations completed	484	847	750	875
Number of communicable diseases reported to DSHS	484	847	750	875
Number of trainings conducted	30	16	12	18
Number of simulation or bioterrorism exercises conducted	4	4	3	5

EXPENDITURES (6802) BECC TX MX

	ACTUAL 09-10	ACTUAL 10-11	AMENDED 11-12	ESTIMATED 11-12	PROPOSED 12-13
Contractual Services	15,724	20,542	-	-	-
<b>Total</b>	15,724	20,542	-	-	-

FUND NUMBER	226 HEALTH DEPT
DEPARTMENT NUMBER	60 DEPT. OF STATE HEALTH SVCS. / 65 LOCAL
DIVISION NUMBER	61 FEDERAL FUNDED GRANTS / 68 OTHER GRANTS
	10 BIOTERRORISM, 13 OBH-EWIDS, 48 EPA
	(BUILDING ENVIRONMENTAL), 02 VENTANILLA DE SALUD
	22 CPS-EMERGENCY RESPONSE, 02 HEALTH HRSA, 2 TX-MX
	BINATIONAL PROGRAM, 03 BORDER ENVIRONMENT COMMISSION,
	04 MIGRANT CLINICIANS NETWORK

EXPENDITURES (6803) BECC BORDER ENV COM

	ACTUAL 09-10	ACTUAL 10-11	AMENDED 11-12	ESTIMATED 11-12	PROPOSED 12-13
Materials & Supplies	991	-	1,349	1,349	1,349
Contractual Services	6,395	-	47,239	47,239	47,239
Capital Outlay	-	-	1,412	1,412	1,412
<b>Total</b>	7,386	-	50,000	50,000	50,000

PERFORMANCE MEASURES (6013)

	ACTUAL 09-10	ACTUAL 10-11	ESTIMATED 11-12	PROPOSED 12-13
<b>Workload Measures</b>				
<i>Inputs</i>				
Number of FTE's	2	2	2	0
<i>Outputs</i>				
Number of Cases entered in NEDSS	373	438	3	0
Number of Disease Investigations	484	45	50	0
Number of Alerts Community/Physicians/Vets	52	60	60	0
Amount of Information Shared with Mexico	115	56	60	0
<b>Efficiency Measures</b>				
Alerts sent within 24 hours	100%	100%	100%	0
Diseases reported within 24 hours	100%	100%	100%	0
<b>Effectiveness Measures</b>				
Percent of Staff attended NEDSS Training	100%	100%	100%	0

FUND NUMBER	226 HEALTH DEPT
DEPARTMENT NUMBER	60 DEPT. OF STATE HEALTH SVCS. / 65 LOCAL
	61 FEDERAL FUNDED GRANTS / 68 OTHER GRANTS
DIVISION NUMBER	10 BIOTERRORISM, 13 OBH-EWIDS, 48 EPA (BUILDING ENVIRONMENTAL), 02 VENTANILLA DE SALUD 22 CPS-EMERGENCY RESPONSE, 02 HEALTH HRSA, 2 TX-MX BINATIONAL PROGRAM, 03 BORDER ENVIRONMENT COMMISSION, 04 MIGRANT CLINICIANS NETWORK

PERFORMANCE MEASURES (6502) VENTANILLA DE SALUD

	ACTUAL 09-10	ACTUAL 10-11	ESTIMATED 11-12	PROPOSED 12-13
<b>Workload Measures</b>				
<i>Inputs</i>				
Number of contract staff	1	1	1	1
<i>Outputs</i>				
Assist clients who visit the Mexican consulate for medical res.	5,500	5,500	6,000	6,000
Train clients who visit the Mexican consulate	1,750	1,750	2,000	2,000

FUND NUMBER	226 HEALTH DEPT
DEPARTMENT NUMBER	60 DEPT. OF STATE HEALTH SVCS. / 65 LOCAL
	61 FEDERAL FUNDED GRANTS / 68 OTHER GRANTS
DIVISION NUMBER	10 BIOTERRORISM, 13 OBH-EWIDS, 48 EPA
	(BUILDING ENVIRONMENTAL), 02 VENTANILLA DE SALUD
	22 CPS-EMERGENCY RESPONSE, 02 HEALTH HRSA, 2 TX-MX
	BINATIONAL PROGRAM, 03 BORDER ENVIRONMENT COMMISSION,
	04 MIGRANT CLINICIANS NETWORK

PERFORMANCE MEASURES (6804) MIGRANT CLINICIANS NETWORK

	ACTUAL 09-10	ACTUAL 10-11	ESTIMATED 11-12	PROPOSED 12-13
<b>Workload Measures</b>				
<i>Inputs</i>				
Consultant Staff	N/A	N/A	1	1
<i>Outputs</i>				
Number of Promotoras attending Training	N/A	N/A	15	15
Number of Health Cancer Training	N/A	N/A	16,000	16,000
<b>Efficiency Measures</b>				
Program review by MCN	N/A	N/A	3	3
<b>Effectiveness Measures</b>				
% promotora attending training	N/A	N/A	100%	100%
% cancer resources issued	N/A	N/A	100%	100%
% health information cancer training	N/A	N/A	100%	100%

FUND NUMBER	226 HEALTH DEPT
DEPARTMENT NUMBER	60 DEPT. OF STATE HEALTH SVCS.
DIVISION NUMBER	08 W.I.C./09 WIC EXPANSION

**MISSION**

To provide education on the importance of proper nutrition, special supplemental food, childhood immunizations, breastfeeding, and medical and/or social service referrals to qualified women, infants, and children up to age 5, in order to achieve a better quality of life for the residents of Webb County.

**OBJECTIVES & PLANNED ACCOMPLISHMENTS**

- To increase the level of awareness and knowledge regarding the importance of proper prenatal nutrition in order to protect the mother’s health and provide a healthy start for each infant born to an “at risk” WIC mother.
- To educate WIC mothers on the important role that a healthy diet, especially breastfeeding, plays in their children’s physical and cognitive abilities.
- To educate clients about the association between proper nutrition and certain illnesses, such as anemia.
- To reduce the morbidity caused by vaccine preventable diseases in Webb County.
- Serve as many eligible infants, women, and children as possible.
- Provide nutrition education to families who participate in the WIC Program.
- Encourage all pregnant and post-partum women to breastfeed.
- Provide access to other medical and social programs through referrals.
- Review immunization records and provide necessary immunizations.

**EXPENDITURES (6008) WIC**

	<b>ACTUAL 09-10</b>	<b>ACTUAL 10-11</b>	<b>AMENDED 11-12</b>	<b>ESTIMATED 11-12</b>	<b>PROPOSED 12-13</b>
Personnel Services	2,920,902	3,019,516	3,308,584	3,293,584	3,532,945
Materials & Supplies	120,074	136,939	108,251	111,251	101,251
Contractual Services	660,453	721,700	642,802	654,802	647,918
Capital Outlay	3,199	7,768	-	-	-
<b>Total</b>	<b>3,704,628</b>	<b>3,885,923</b>	<b>4,059,637</b>	<b>4,059,637</b>	<b>4,282,114</b>

FUND NUMBER  
DEPARTMENT NUMBER  
DIVISION NUMBER

226 HEALTH DEPT  
60 DEPT. OF STATE HEALTH SVCS.  
08 W.I.C./09 WIC EXPANSION

PERSONNEL POSITION LISTING

DEPT	DIV	AUTH #	POSITION NO.	GRADE	POSITION TITLE	12-13 PROPOSED ANNUAL RATE
60	8	319	20250	R23	CLERK I	21,507
60	8	320	20250	R23	CLERK I	29,182
60	8	321	20250	R23	CLERK I	19,323
60	8	322	20250	R23	CLERK I	28,038
60	8	323	20250	R23	CLERK I	22,818
60	8	324	20250	R23	CLERK I	24,482
60	8	325	20250	R23	CLERK I	19,552
60	8	500	20250	R23	CLERK I	23,442
60	8	78	20012	R23	COMMUNITY SERVICE AIDE	25,791
60	8	79	20012	R23	COMMUNITY SERVICE AIDE	23,109
60	8	80	20012	R23	COMMUNITY SERVICE AIDE	23,317
60	8	81	20012	R23	COMMUNITY SERVICE AIDE	22,776
60	8	132	80288	R23	CUSTODIAN	26,416
60	8	133	80288	R23	CUSTODIAN	23,525
60	8	134	80288	R23	CUSTODIAN	20,093
60	8	143	80288	R23	CUSTODIAN	17,701
60	8	146	80288	R23	CUSTODIAN	19,739
60	8	117	80666	R23	GROUNDSKEEPER	23,712
60	8	203	21301	R23	NUTRITION AIDE	22,402
60	8	204	21301	R23	NUTRITION AIDE	17,701
60	8	205	21301	R23	NUTRITION AIDE	18,762
60	8	206	21301	R23	NUTRITION AIDE	20,301
60	8	207	21301	R23	NUTRITION AIDE	23,546
60	8	208	21301	R23	NUTRITION AIDE	17,181
60	8	209	21301	R23	NUTRITION AIDE	19,739
60	8	210	21301	R23	NUTRITION AIDE	18,762
60	8	211	21301	R23	NUTRITION AIDE	23,607
60	8	212	21301	R23	NUTRITION AIDE	23,733
60	8	213	21301	R23	NUTRITION AIDE	18,762
60	8	214	21301	R23	NUTRITION AIDE	17,181
60	8	215	21301	R23	NUTRITION AIDE	18,054
60	8	216	21301	R23	NUTRITION AIDE	22,339
60	8	217	21301	R23	NUTRITION AIDE	23,358
60	8	218	21301	R23	NUTRITION AIDE	17,181



FUND NUMBER  
DEPARTMENT NUMBER  
DIVISION NUMBER

226 HEALTH DEPT  
60 DEPT. OF STATE HEALTH SVCS.  
08 W.I.C./ 09 WIC EXPANSION

PERSONNEL POSITION LISTING - CONTINUED

DEPT	DIV	AUTH #	POSITION NO.	GRADE	POSITION TITLE	12-13 PROPOSED ANNUAL RATE
60	8	219	21301	R23	NUTRITION AIDE	20,114
60	8	220	21301	R23	NUTRITION AIDE	17,181
060	8	221	21301	R23	NUTRITION AIDE	19,739
60	8	222	21301	R23	NUTRITION AIDE	23,046
60	8	223	21301	R23	NUTRITION AIDE	17,701
60	8	224	21301	R23	NUTRITION AIDE	18,970
60	8	225	21301	R23	NUTRITION AIDE	18,762
60	8	226	21301	R23	NUTRITION AIDE	22,942
60	8	227	21301	R23	NUTRITION AIDE	24,045
60	8	228	21301	R23	NUTRITION AIDE	23,317
60	8	229	21301	R23	NUTRITION AIDE	17,181
60	8	230	21301	R23	NUTRITION AIDE	18,762
60	8	231	21301	R23	NUTRITION AIDE	18,054
60	8	232	21301	R23	NUTRITION AIDE	20,946
60	8	233	21301	R23	NUTRITION AIDE	19,594
60	8	234	21301	R23	NUTRITION AIDE	20,841
60	8	326	21301	R23	NUTRITION AIDE	18,762
60	8	1	40074	R24	BREASTFEEDING PEER LAY EDU.	20,530
60	8	2	40074	R24	BREASTFEEDING PEER LAY EDU.	23,067
60	8	3	40074	R24	BREASTFEEDING PEER LAY EDU.	21,507
60	8	5	40074	R24	BREASTFEEDING PEER LAY EDU.	24,752
60	8	41	40074	R24	BREASTFEEDING PEER LAY EDU.	28,891
607	8	148	20252	R24	CLERK-TYPIST	32,781
60	8	149	20252	R24	CLERK-TYPIST	32,781
60	8	150	20252	R24	CLERK-TYPIST	32,469
60	8	151	20252	R24	CLERK-TYPIST	25,293
60	8	169	20251	R25	CLERK II	22,173
60	8	170	20251	R25	CLERK II	21,112
60	8	172	20251	R25	CLERK II	27,726
60	8	88	20013	R27	CLERK III	39,666
60	8	84	20011	R28	CLERK IV	30,930
60	8	86	20018	R29	ADMINISTRATIVE SECRETARY	31,949
60	8	4	35032	R29	HEALTH EDUCATOR I	26,603

FUND NUMBER  
 DEPARTMENT NUMBER  
 DIVISION NUMBER

226 HEALTH DEPT  
 60 DEPT. OF STATE HEALTH SVCS.  
 08 W.I.C./ 09 WIC EXPANSION

PERSONNEL POSITION LISTING - CONTINUED

DEPT	DIV	AUTH #	POSITION NO.	GRADE	POSITION TITLE	12-13 PROPOSED ANNUAL RATE
60	8	114	40078	R31	LICENSED VOCATIONAL NURSE II	26,832
60	8	116	40078	R31	LICENSED VOCATIONAL NURSE II	38,667
60	8	120	40078	R31	LICENSED VOCATIONAL NURSE II	42,515
60	8	12	40079	R33	LICENSED VOCATIONAL NURSE III	30,722
60	8	40	30028	R36	NUTRITIONIST	40,435
60	8	42	30028	R36	NUTRITIONIST	42,972
60	8	43	30028	R36	NUTRITIONIST	51,874
60	8	44	30028	R36	NUTRITIONIST	43,472
60	8	45	30028	R36	NUTRITIONIST	41,122
60	8	46	30028	R36	NUTRITIONIST	51,396
60	8	47	30028	R36	NUTRITIONIST	18,990
60	8	101	30028	R36	NUTRITIONIST	51,458
60	8	328	30028	R36	NUTRITIONIST	39,333
60	8	202	11122	R37	WIC SUPERVISOR	61,734
60	8	327	11122	R37	WIC SUPERVISOR	53,601
60	8	24	15046	R38	HEALTH EDUCATOR SUPERVISOR	67,454
60	8	8	10239	R41	CHIEF PUBLIC HEALTH NUTRITION	81,833
<b>TOTAL COUNT</b>			<b>84</b>		<b>TOTAL SALARIES</b>	<b>2,303,723</b>

FUND NUMBER  
DEPARTMENT NUMBER  
DIVISION NUMBER

226 HEALTH DEPT  
60 DEPT. OF STATE HEALTH SVCS.  
08 W.I.C./ 09 WIC EXPANSION

PERFORMANCE MEASURES (6008)

	ACTUAL 09-10	ACTUAL 10-11	ESTIMATED 11-12	PROPOSED 12-13
<b>Workload Measures</b>				
<i>Inputs</i>				
Number of Nutritionists	7	7	9	9
Number of Clinic Staff	52	52	53	53
Number of Outreach Staff	1	0	0	0
Number of LVN's	4	4	3	0
<i>Outputs</i>				
Avg. number of participants enrolled per month	24,422	24,096	24,130	24,141
Avg. number of women who breastfeed per month	1,635	1,918	2,072	2,085
Avg. number of immunizations given per month	2,520	2,068	1,536	0
Avg. number of clients without alternate forms of health care at initial certification per month	76	56	52	53
Avg. number of families who receive voucher issuance per month	2,205	2,268	2,233	2,235
<b>Efficiency Measures</b>				
Number of participants served per FTE clinic staff	417	431	423	424
Number of participants served per nutritionist	3,098	2,101	2,494	2,496
Number of immunizations provided per LVN	630	517	512	0
<b>Effectiveness Measures</b>				
Percent of clients enrolled in program who participate per month	89%	93%	93%	93%
Percent of families receiving nutrition education at time of voucher issuance	97%	96%	97%	97%
Percent of women who breastfed	34%	36%	39%	39%
Percent of infants born to WIC mothers at time of certification	85%	89%	86%	86%
Percent of clients without alternate forms of health care at initial certification who were referred to a health care source	100%	100%	100%	100%

FUND NUMBER  
 DEPARTMENT NUMBER  
 DIVISION NUMBER

226 HEALTH DEPT  
 60 DEPT. OF STATE HEALTH SVCS.  
 08 W.I.C./ 09 WIC EXPANSION

EXPENDITURES (6009) WIC EXPANSION

	ACTUAL 09-10	ACTUAL 10-11	AMENDED 11-12	ESTIMATED 11-12	PROPOSED 12-13
Personnel Services	273,368	318,300	362,427	362,427	381,585
Materials & Supplies	28,655	33,564	45,638	45,638	42,638
Contractual Services	89,447	91,480	102,015	102,015	102,343
Other Charges	-	-	3,628	3,628	3,628
Capital Outlay	-	19,988	-	-	-
<b>Total</b>	391,470	463,332	513,708	513,708	530,194

PERSONNEL POSITION LISTING (6009) WIC EXPANSION

DEPT	DIV	AUTH #	POSITION NO.	GRADE	POSITION TITLE	12-13 PROPOSED ANNUAL RATE
60	9	331	20250	R23	CLERK I	18,762
60	9	332	20250	R23	CLERK I	18,762
60	9	330	21301	R23	NUTRITION AIDE	18,054
60	9	333	21301	R23	NUTRITION AIDE	18,762
60	9	334	21301	R23	NUTRITION AIDE	18,054
60	9	335	21301	R23	NUTRITION AIDE	18,054
60	9	350	40074	R24	BREASTFEEDING PEER LAY EDU.	18,034
60	9	329	40079	R33	LICENSED VOCATIONAL NURSE III	38,251
60	9	328	30028	R36	NUTRITIONIST	41,122
60	9	336	30028	R36	NUTRITIONIST	40,435
<b>TOTAL COUNT</b>			<b>10</b>		<b>TOTAL SALARIES</b>	<b>248,290</b>

FUND NUMBER  
 DEPARTMENT NUMBER  
 DIVISION NUMBER

226 HEALTH DEPT  
 60 DEPT. OF STATE HEALTH SVCS.  
 08 W.I.C./ 09 WIC EXPANSION

PERFORMANCE MEASURES (6009) WIC EXPANSION

	ACTUAL 09-10	ACTUAL 10-11	ESTIMATED 11-12	PROPOSED 12-13
<b>Workload Measures</b>				
<i>Inputs</i>				
Number of Nutritionists	1	1	2	2
Number of Clinic Staff	9	9	6	6
Number of LVN's	1	1	1	1
<i>Outputs</i>				
Average number of participants enrolled per month	2,652	2,491	2,349	2,361
Average number of women who breastfeed per month	93	118	95	101
Average number of clients without alternate forms of health care at initial certification per month	8	6	5	6
Average number of families who receive voucher issuance per month	281	278	251	261
<b>Efficiency Measures</b>				
Number of participants served per FTE clinic staff	279	258	367	373
Number of participants served per nutritionist	2508	2,325	1,100	1,120
<b>Effectiveness Measures</b>				
Percent of clients enrolled in program who participate per month	95%	93%	94%	95%
Percent of families receiving nutrition education at time of voucher issuance	97%	97%	98%	99%
Percent of women who breastfed	17%	22%	19%	20%
Percent of infants born to WIC mothers at time of certification	65%	69%	76%	66%
Percent of clients without alternate forms of health care at initial certification who were referred to a health care source	100%	100%	100%	100%

FUND NUMBER  
DEPARTMENT NUMBER  
DIVISION NUMBER

226 HEALTH DEPT  
60 DEPT. OF STATE HEALTH SVCS.  
24 CVD STROKE

**MISSION**

Laredoans will experience improved cardiovascular health and quality of life through the Early Detection and Treatment of Heart Attack and Stroke.

**OBJECTIVES & PLANNED ACCOMPLISHMENTS**

Increase the proportion of eligible patients with witnessed out-of-hospital cardiac arrests who receive their first therapeutic electrical shock within six minutes of recognition/collapse (HP 2010). Increase the proportion of adults 20 years and older who call 911 and administer CPR when they witness an out of hospital cardiac arrest (HP2010). Increase the proportion of adults who are aware of the early warning signs and symptoms of Heart Attack; Stroke; and the importance of calling 911 if a Heart Attack or Stroke is suspected (HP2010).

**EXPENDITURES (6024) CVD & STROKE PREVENTION**

	<b>ACTUAL 09-10</b>	<b>ACTUAL 10-11</b>	<b>AMENDED 11-12</b>	<b>ESTIMATED 11-12</b>	<b>PROPOSED 12-13</b>
Personnel Services	4,321	2,083	-	-	-
Materials & Supplies	5,155	1,988	6,581	6,581	-
Contractual Services	11,574	13,044	23,419	23,419	-
Capital Outlay	-	9,748	-	-	-
<b>Total</b>	21,050	26,863	30,000	30,000	-

FUND NUMBER	226 HEALTH DEPT
DEPARTMENT NUMBER	60 DEPT. OF STATE HEALTH SVCS.
DIVISION NUMBER	25 COMMUNITY DIABETES PROJECT

EXPENDITURES (6025)

	ACTUAL 09-10	ACTUAL 10-11	AMENDED 11-12	ESTIMATED 11-12	PROPOSED 12-13
Personnel Services	-	818	66,932	66,932	60,961
Materials & Supplies	-	-	4,600	4,600	9,393
Contractual Services	-	-	7,650	7,650	9,646
<b>Total</b>	-	818	79,182	79,182	80,000

PERSONNEL POSITION LISTING (6025)

DEPT	DIV	AUTH #	POSITION NO.	GRADE	POSITION TITLE	12-13 PROPOSED ANNUAL RATE
60	25	1	30028	R36	NUTRITIONIST	39,333
60	25	8	10239	R41	CHIEF PUBLIC HEALTH NUTRITION @3%	2,531
<b>TOTAL COUNT</b>			<b>2</b>		<b>TOTAL SALARIES</b>	<b>41,864</b>

FUND NUMBER  
 DEPARTMENT NUMBER  
 DIVISION NUMBER

226 HEALTH DEPT  
 60 DEPT. OF STATE HEALTH SVCS.  
 25 COMMUNITY DIABETES PROJECT

PERFORMANCE MEASURES (6025)

	ACTUAL 09-10	ACTUAL 10-11	ESTIMATED 11-12	PROPOSED 12-13
Workload Measures				
<b>Inputs</b>				
Number of staff	0	0	1	1
Number of series	0	0	9	4
<b>Outputs</b>				
Coalition Meetings	0	0	9	4
Organizational changes impacting community systems, policy, and/or	0	0	2	2
Diabetes self-management classes in English	0	0	16	32
Diabetes self-management classes in Spanish	0	0	59	64
Physical activity - ongoing activity groups and events	0	0	72	96
Psychosocial support groups-English	0	0	0	16
Psychosocial support groups-Spanish	0	0	13	32
Series of English food and nutrition classes	0	0	6	12
Series of Spanish food and nutrition classes	0	0	21	24
Unduplicated participants	0	0	205	160
Provider Education	0	0	30	30
Public health information Television	0	0	52	12
Public health information Radio	0	0	3	12
Public health information Print media	0	0	7	12
Public health information Outdoor/Mobile advertising	0	0	6	2
<b>Efficiency Measures</b>				
Number of participants per series	0	0	22	40
Number of Physical activity per series	0	0	24	24
Number of Diabetes classes per series	0	0	24	24
<b>Effectiveness Measures</b>				
• Percent decrease in average waist circumference within a 10 week period	0	0	2%	2%
• Percent decrease in average BMI	0	0	2%	2%
• Percent decrease in average A1c	0	0	2%	1%
• Percent decrease in average fasting blood glucose	0	0	0	4%
• Percent decrease in average blood pressure	0	0	0	4%
• Percent decrease in average cholesterol	0	0	2%	4%
• Percent decrease in average triglycerides	0	0	0	5%
• Percentage of participants receiving recommended exams and immunizations	0	0	100%	60%
• Number of participants who received a referral to tobacco cessation services	0	0	100%	100%



FUND NUMBER	226 HEALTH DEPT
DEPARTMENT NUMBER	68 DEPT. OF STATE HEALTH SVCS.
DIVISION NUMBER	00 WOMEN & CHILDREN PROGRAM

EXPENDITURES (6800) WOMEN & CHILDREN

	ACTUAL 09-10	ACTUAL 10-11	AMENDED 11-12	ESTIMATED 11-12	PROPOSED 12-13
Materials & Supplies	13,351	21,968	30,103	30,103	30,103
Contractual Services	203,992	184,780	217,222	217,222	214,947
Capital Outlay	1,038	-	-	-	-
<b>Total</b>	218,381	206,748	247,325	247,325	245,050

FUND NUMBER  
 DEPARTMENT NUMBER  
 DIVISION NUMBER

226 HEALTH DEPT  
 64 BIENESTAR/UTHSC@SA  
 00 BIENESTAR

**MISSION**

The primary aim of the study is to test the effectiveness of the Projector Bienestar Laredo as implemented by local health districts to reduce biological risks for diabetes in high-risk Mexican-American children.

**OBJECTIVES & PLANNED ACCOMPLISHMENTS**

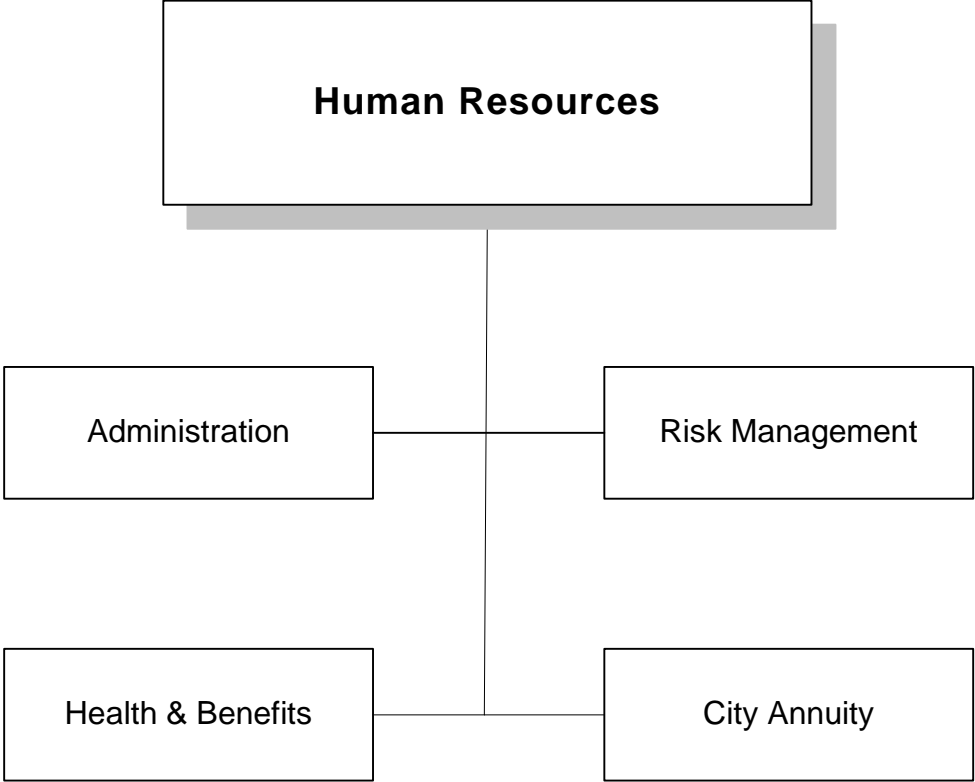
To test 3<sup>rd</sup> graders from 38 elementary schools for two school districts (Laredo and United) for Fasting Capillary Glucose Levels, Weight, Height, Waist Circumference, Shuttle Run, and complete a series of questionnaires.

**EXPENDITURES (6400) BIENESTAR (UTHSC@SA)**

	<b>ACTUAL 09-10</b>	<b>ACTUAL 10-11</b>	<b>AMENDED 11-12</b>	<b>ESTIMATED 11-12</b>	<b>PROPOSED 12-13</b>
Personnel Services	192,239	-	-	-	-
Materials & Supplies	12,529	-	-	-	-
Contractual Services	36,733	3,009	-	-	-
<b>Total</b>	<b>241,501</b>	<b>3,009</b>	<b>-</b>	<b>-</b>	<b>-</b>

**PERFORMANCE MEASURES (6400)**

	<b>ACTUAL 09-10</b>	<b>ACTUAL 10-11</b>	<b>ESTIMATED 11-12</b>	<b>PROPOSED 12-13</b>
<b>Workload Measures</b>				
<i>Inputs</i>				
Total Number of third graders at UISD and LISD	5,521	N/A	N/A	N/A
Total number of signed consent forms	2,286	N/A	N/A	N/A
Total participation	2,099	N/A	N/A	N/A
<b>Efficiency Measures</b>				
Number of Team Leaders	5	N/A	N/A	N/A
Number of Data Collectors	21	N/A	N/A	N/A
<b>Effectiveness Measures</b>				
Percentage of consented 3 <sup>rd</sup> graders participating in study	38%	N/A	N/A	N/A
Number of 3 <sup>rd</sup> graders per data collector	108	N/A	N/A	N/A



**CITY OF LAREDO, TEXAS  
GENERAL FUND SUMMARY  
EXPENDITURES  
FY 2012-2013**

<b>EXPENDITURES</b>	<b>ACTUAL FY 09-10</b>	<b>ACTUAL FY 10-11</b>	<b>ORIGINAL BUDGET FY 11-12</b>	<b>AMENDED BUDGET FY 11-12</b>	<b>TOTAL ESTIMATE FY 11-12</b>	<b>PROPOSED BUDGET FY 12-13</b>
<b>Human Resources</b>						
Personnel						
Personnel Services	382,639	395,315	400,324	400,324	396,630	395,106
Materials and Supplies	14,221	10,656	12,168	13,347	13,347	12,318
Contractual Services	22,715	22,839	23,278	23,227	23,227	27,155
Subtotal Personnel	419,575	428,810	435,770	436,898	433,204	434,579
Civil Service						
Personnel Services	69,134	70,541	71,576	71,576	71,916	75,116
Materials and Supplies	2,641	873	2,640	2,640	2,640	2,640
Contractual Services	20,361	18,111	24,298	23,298	23,298	22,066
Subtotal Civil Service	92,136	89,525	98,514	97,514	97,854	99,822
Training Division						
Personnel Services	234,215	223,018	253,629	253,629	174,205	261,187
Materials and Supplies	26,348	23,566	30,746	30,784	30,607	30,237
Contractual Services	41,747	45,192	41,916	41,983	41,983	40,105
Subtotal Training Division	302,310	291,776	326,291	326,396	246,795	331,529
Total Human Resources	814,021	810,111	860,575	860,808	777,853	865,930

**City of Laredo, Texas  
Human Resources  
Major Fund Changes  
FY2012 - 2013**

**EXPENDITURES**

Personnel (due to new employees hired at above entry level rates, reclassifications, changes to benefits, etc.)	\$ 5,880
Water	68
Inet Charges	(666)
Vehicle maintenance	72
Motor Fuel	1
	<hr/>
<b>Total Net Change from FY2012 to FY2013</b>	<b><u><u>\$ 5,355</u></u></b>

FUND NUMBER	101 GENERAL FUND
DEPARTMENT NUMBER	20 HUMAN RESOURCES
DIVISION NUMBER	10 PERSONNEL

**MISSION**

The mission of the Personnel division is to attract, maintain and develop a quality workforce by providing employee training, benefits and security.

**OBJECTIVES & PLANNED ACCOMPLISHMENTS**

- To comprehensively address the human resource needs of the City as an organization and to promote development of a salary and benefits program that attracts and maintains a quality workforce thereby, providing better services to the City employees and general public.
- To maintain a competitive compensation plan and a fair and equitable job classification system.
- To maintain the system of staff review and city council approval of employees' health benefits and salary administration.
- To monitor leave and return to work policies and procedures.

**EXPENDITURES**

	ACTUAL 09-10	ACTUAL 10-11	AMENDED 11-12	ESTIMATED 11-12	PROPOSED 12-13
Personnel Services	382,640	395,315	400,324	396,630	395,106
Materials & Supplies	14,222	10,656	13,347	13,347	12,318
Contractual Services	22,714	22,839	23,227	23,227	27,155
<b>Total</b>	<b>419,576</b>	<b>428,810</b>	<b>436,898</b>	<b>433,204</b>	<b>434,579</b>

**PERSONNEL POSITION LISTING**

DEPT	DIV	AUTH #	POSITION	GRADE	POSITION TITLE	12-13- PROPOSED ANNUAL RATE
20	10	338	20250	R23	CLERK I	24,336
20	10	95	20251	R25	CLERK II	19,490
20	10	1	40470	R30	HUMAN RESOURCES ASST II-ASD	29,869
20	10	5	40470	R30	HUMAN RESOURCES ASST II-ASD	28,746
20	10	21	20014	R32	ADMINISTRATIVE ASSISTANT I	44,699
20	10	1	40471	R32	HUMAN RESOURCES ASST III-ASD	46,176
20	10	1	15016	R41	HUMAN RESOURCES OFFICER (AT 50%)	42,838
20	10	1	15042	R43	HUMAN RESOURCES DIRECTOR (AT 33%)	39,159
<b>TOTAL COUNT</b>			<b>8</b>		<b>TOTAL SALARIES</b>	<b>275,312</b>

FUND NUMBER	101 GENERAL FUND
DEPARTMENT NUMBER	20 HUMAN RESOURCES
DIVISION NUMBER	10 PERSONNEL

**PERFORMANCE MEASURES**

	ACTUAL 09-10	ACTUAL 10-11	ESTIMATED 11-12	PROPOSED 12-13
<b>Workload Measures</b>				
<i>Inputs</i>				
Number of full-time equivalent employees (FTE) - personnel	9	9	9	9
<i>Outputs</i>				
Number of city-wide employees supported (1)	2,620	2,616	2,618	2,661
Number of non-collective bargaining civil service employees terminated (2)	251	288	203	247
<b>Efficiency Measures</b>				
Number of city-wide employees managed per FTE – personnel (3)	291	291	291	296
<b>Effectiveness Measures</b>				
Number of non-collective bargaining civil service employees terminated for cause (4)	30	36	26	31
City wide turnover ratio (5)	12%	12%	10%	13%

**Efficiency measures calculations:**

- (1) Approved FTE 2011-12 = 2,618 + 43 growth = 2,661
- (2) Average of Actual 09-10, 10-11 and estimated 11-12 terminated employees =  $742 / 3 = 247$
- (3) 2,661 (city wide employee supported) ÷ 9 (FTE personnel) = 296
- (4) Average of Actual 09-10, 10-11 and estimated 12-13 terminated for cause =  $92 / 3 = 31$
- (5) 31 (number of employees terminated for cause) / 247 (number of employees terminated) = 13%

FUND NUMBER  
DEPARTMENT NUMBER  
DIVISION NUMBER

101 GENERAL FUND  
20 HUMAN RESOURCES  
15 CIVIL SERVICE DIVISION

**MISSION**

Secure and maintain an efficient fire and police workforce for the well being of the community.

**OBJECTIVES AND PLANNED ACCOMPLISHMENTS**

Continue to monitor Civil Service Commission related expenditures to improve manageability and reduce expenses by automating different functions.

Continue to improve web-site notification.

Continue to administer all personnel actions regarding civil service related matters and coordinate Civil Service Commission proceedings.

**EXPENDITURES**

	<b>ACTUAL 09-10</b>	<b>ACTUAL 10-11</b>	<b>AMENDED 11-12</b>	<b>ESTIMATED 11-12</b>	<b>PROPOSED 12-13</b>
Personnel Services	69,133	70,541	71,576	71,916	75,116
Materials & Supplies	2,642	872	2,640	2,640	2,640
Contractual Services	20,364	18,111	23,298	23,298	22,066
<b>Total</b>	92,139	89,524	97,514	97,854	99,822

**PERSONNEL POSITION LISTING**

<b>DEPT</b>	<b>DIV</b>	<b>AUTH #</b>	<b>POSITION NO.</b>	<b>GRADE</b>	<b>POSITION TITLE</b>	<b>11-12 PROPOSED ANNUAL RATE</b>
20	15	3	40470	R30	HUMAN RESOURCES ASST II-ASD (AT 50%)	17,732
20	15	1	15028	R39	HUMAN RESOURCES SUPERVISOR (AT 50%)	36,743
<b>TOTAL COUNT</b>			<b>2</b>		<b>TOTAL SALARIES</b>	<b>54,475</b>



FUND NUMBER  
DEPARTMENT NUMBER  
DIVISION NUMBER

101 GENERAL FUND  
20 HUMAN RESOURCES  
15 CIVIL SERVICE DIVISION

PERFORMANCE MEASURES

	ACTUAL 09-10	ACTUAL 10-11	ESTIMATED 11-12	PROPOSED 12-13
<b>Workload Measures</b>				
<i>Inputs</i>				
Number of full-time equivalent employees (FTE)- completing exit interviews	2	2	2	2
<i>Outputs</i>				
Number of city-wide employees supported	2,620	2,616	2,618	2,661
Total number of candidates tested for entrance exams	1,301	746	962	925
Total number of candidates tested for promotional exams	142	N/A	311	155
Number of retirements processed	31	66	51	45
Number of exit interviews conducted	124	169	111	125
Number of TMRS (retirement) withdrawals	63	58	53	59
Number of deaths processed	23	23	23	22
Number of civil service appeals conducted	136	7	163	130
<b>Efficiency Measures</b>				
Number of exit interviews conducted	124	169	111	125

FUND NUMBER  
DEPARTMENT NUMBER  
DIVISION NUMBER

101 GENERAL FUND  
20 HUMAN RESOURCES  
25 RECRUITMENT, TRAINING,  
AND EMPLOYEE RELATIONS DIVISION

### MISSION

The mission of the Recruitment, Training, and Employee Relations Division is to attract, maintain, and develop a quality workforce by administrating the City's recruitment process, providing equal training opportunities for all City employees, and coordinating the Civil Service for employees (other than those subject to the collective bargaining agreement) in order for employee relation issues to be handled.

### OBJECTIVES & PLANNED ACCOMPLISHMENTS

- To comprehensively address the Human Resources needs of the City as an organization and to promote the development of a salary program that attracts and maintains a quality workforce thereby, providing better services to the general public and City employees.
- To continue providing equal training opportunities to all City employees in order to improve their skills and promote future career advancement opportunities, growth, and development.
- To continue promoting equal opportunity employment.
- To continue reviewing job classification descriptions for compliance with regulations.
- To continue monitoring City policies and procedures and making proper recommendations/revisions if necessary.
- To continue promoting online application usage by recommending its benefits to citizens.
- To continue training City departments on the online application/requisition system.
- Maintain application screening as updated as possible in order to expedite the City's selection process.
- Promotion, coordination, and implementation of Civil Service Commission for City employees (except employees who are subject to a collective bargaining agreement).

### EXPENDITURES

	ACTUAL 09-10	ACTUAL 10-11	AMENDED 11-12	ESTIMATED 11-12	PROPOSED 12 13
Personnel Services	234,216	223,018	253,629	174,205	261,187
Materials & Supplies	26,349	23,568	30,784	30,607	30,237
Contractual Services	41,747	45,192	41,983	41,983	40,105
<b>Total</b>	302,312	291,778	326,396	246,795	331,529

### PERSONNEL POSITION LISTING

DEPT	DIV	AUTH #	POSITION NO.	GRADE	POSITION TITLE	11-12 PROPOSED ANNUAL RATE
20	25	1	20249	20	CLERK (CO-OP/ICT)	3,845
20	25	2	20249	20	CLERK (CO-OP/ICT)	3,845
20	25	3	20249	20	CLERK (CO-OP/ICT)	3,845
20	25	4	20249	20	CLERK (CO-OP/ICT)	3,845
20	25	5	20249	20	CLERK (CO-OP/ICT)	3,845
20	25	6	20249	20	CLERK (CO-OP/ICT)	3,845
20	25	7	20249	20	CLERK (CO-OP/ICT)	3,845
20	25	1	65000	20	PLAYGROUND ASSISTANT (CO-OP)	3,845
20	25	2	65000	20	PLAYGROUND ASSISTANT (CO-OP)	3,845

FUND NUMBER	101 GENERAL FUND
DEPARTMENT NUMBER	20 HUMAN RESOURCES
DIVISION NUMBER	25 RECRUITMENT, TRAINING, AND EMPLOYEE RELATIONS DIVISION

PERSONNEL POSITION LISTING

DEPT	DIV	AUTH #	POSITION NO.	GRADE	POSITION TITLE	11-12 PROPOSED ANNUAL RATE
20	25	3	65000	20	PLAYGROUND ASSISTANT (CO-OP)	3,845
20	25	4	65000	20	PLAYGROUND ASSISTANT (CO-OP)	3,845
20	25	5	65000	20	PLAYGROUND ASSISTANT (CO-OP)	3,845
20	25	6	65000	20	PLAYGROUND ASSISTANT (CO-OP)	3,845
20	25	7	65000	20	PLAYGROUND ASSISTANT (CO-OP)	3,845
20	25	8	80288	R23	CUSTODIAN	9,027
20	25	1	20019	R29	ADMINISTRATIVE INTERN	7,072
20	25	2	20019	R29	ADMINISTRATIVE INTERN	7,280
20	25	11	40470	R30	HUMAN RESOURCES ASST II-ASD	28,995
20	25	20	40470	R30	HUMAN RESOURCES ASST II-ASD	31,824
20	25	10	15016	R41	HUMAN RESOURCES OFFICER	62,774
<b>TOTAL COUNT</b>			<b>20</b>		<b>TOTAL SALARIES</b>	<b>200,808</b>

PERFORMANCE MEASURES

	ACTUAL 09-10	ACTUAL 10-11	ESTIMATED 11-12	PROPOSED 12-13
<b>Workload Measures</b>				
<i>Inputs</i>				
Total Budget	302,312	291,778	246,795	331,529
Total number of FTE's	8.1	8.1	7.75	7.75
<i>Outputs</i>				
Number of non-civil service employment applications processed	15,708	12,999	13,948	14,645
Number of applications referred	6,222	5,299	6,072	6,376
Number of Appeals and Grievances (non-civil service employees)	12	8	12	12
<b>Efficiency Measures</b>				
Number of non-civil service employment applications processed per FTE	7,854	6,500	6,974	7,323
<b>Effectiveness Measures</b>				
Number of work days to complete the selection process (Time to Start)	67	70	70	70
Amount allocated for City-wide training per employee	\$4.00	\$2.00	\$2.00	\$2.00

**CITY OF LAREDO, TEXAS  
HEALTH AND BENEFITS  
OPERATING FUND  
FY 2012 - 2013**

	<u>ACTUAL FY 09-10</u>	<u>ACTUAL FY 10-11</u>	<u>ORIGINAL BUDGET FY 11-12</u>	<u>AMENDED BUDGET FY 11-12</u>	<u>TOTAL ESTIMATE FY 11-12</u>	<u>PROPOSED BUDGET FY 12-13</u>
<b>OPENING BALANCE</b>	(\$2,047,448)	(\$3,044,072)	(\$4,432,248)	(\$3,303,556)	(\$3,303,556)	(\$2,078,676)
<b>REVENUES</b>						
Reimburse and Miscellaneous	1,390,426	642,357	195,000	195,000	512,439	512,439
Other Financing Sources	17,275,165	19,652,051	20,247,886	20,247,886	21,701,769	24,011,080
<b>TOTAL REVENUES</b>	<b>18,665,592</b>	<b>20,294,408</b>	<b>20,442,886</b>	<b>20,442,886</b>	<b>22,214,208</b>	<b>24,523,519</b>
<b>TOTAL AVAILABLE</b>	<b>16,618,144</b>	<b>17,250,335</b>	<b>16,010,638</b>	<b>17,139,330</b>	<b>18,910,652</b>	<b>22,444,843</b>
<b>EXPENDITURES</b>						
<b>SELF INSURANCE</b>						
Personnel Services	210,842	220,056	232,464	232,464	228,692	246,924
Materials and Supplies	3,225	5,820	4,810	4,810	4,645	2,845
Contractual Services	19,245,728	20,140,637	19,908,237	19,910,237	20,568,097	22,072,396
Other Charges	118	741	0	0	0	0
Intergovernmental Transfers	202,303	186,637	187,894	187,894	187,894	193,107
<b>TOTAL SELF INSURANCE</b>	<b>19,662,216</b>	<b>20,553,892</b>	<b>20,333,405</b>	<b>20,335,405</b>	<b>20,989,328</b>	<b>22,515,272</b>
<b>TOTAL EXPENDITURES</b>	<b>19,662,216</b>	<b>20,553,892</b>	<b>20,333,405</b>	<b>20,335,405</b>	<b>20,989,328</b>	<b>22,515,272</b>
<b>CLOSING BALANCE</b>	<b>(\$3,044,072)</b>	<b>(\$3,303,556)</b>	<b>(\$4,322,767)</b>	<b>(\$3,196,075)</b>	<b>(\$2,078,676)</b>	<b>(\$70,429)</b>

**City of Laredo, Texas  
Health and Benefits Fund  
Major Fund Changes  
FY 2012-2013**

**REVENUES**

**Total % Change from FY2012 to FY2013** \$4,080,633      20.0%

<b>Major Revenue Changes</b>	<b>Variance</b>	<b>% Change</b>
Health Insurance Contribution	\$2,818,408	21.2%
Retirees - City	\$453,511	46.1%
Reimburse - Insurance	\$317,439	162.8%
Dependent Health Ins Deductions	\$250,030	6.5%
Med. Contribution Retirees	\$228,140	19.6%

Revenues includes a 10% increase to the City's contribution for employee and dependent coverage and a 10% increase to each employee for dependent coverage

**EXPENDITURES**

Personnel (due to new employees hired at above entry level rates, reclassifications, changes to benefits, etc.)	\$ 14,460
I-Net	(2,561)
Health Medical Claims	1,742,713
Prescription Claims	355,730
Dental Premiums	60,060
Stop Loss / Reinsurance	(43,435)
Stop Loss / Reinsurance Retirees	13,534
Medical Contribution Retirees	9,911
Insurance administrative fees	(10,868)
Life, AD&D & PAI Premiums	35,375
Rental of Equipment (Copier)	1,735
Transfer to cover Health and Wellness Program in Risk	<u>5,213</u>
<b>Total Net Change from FY2012 to FY2013</b>	<b><u><u>\$ 2,181,867</u></u></b>

FUND NUMBER  
DEPARTMENT NUMBER  
DIVISION NUMBER

660 HEALTH AND BENEFITS FUND  
20 HUMAN RESOURCES  
35 SELF INSURANCE

### MISSION

To provide medical, dental, group life, dependent life, accidental death and dismemberment and personal accident insurance benefits to all eligible employees and retirees through the City's partially self-funded health benefits program while maintaining cost effective controls through managed care programs and procedures.

### OBJECTIVES & PLANNED ACCOMPLISHMENTS

- To provide the most cost competitive health benefits program to City employees.
- To continue reviewing medical plans that would potentially provide additional preventive coverage.
- To monitor the health benefits' rate structure and provide recommendations for changes as necessary.
- To monitor the administrative policies and procedures of the City's health benefits program.
- To monitor the City's managed care program to maximize savings and enhance employee benefits.
- To increase prescription mail order participation to 30% compared to regular prescription utilization.

### EXPENDITURES

	ACTUAL 09-10	ACTUAL 10-11	AMENDED 11-12	ESTIMATED 11-12	PROPOSED 12-13
Personnel Services	210,842	220,055	232,464	228,692	246,924
Materials & Supplies	3,226	5,821	4,810	4,645	2,845
Contractual Services	19,245,727	20,140,638	19,910,237	20,568,097	22,072,396
Other Charges	118	741	-	-	-
Capital Outlay	202,303	186,637	187,894	187,894	193,107
<b>Total</b>	<b>19,662,216</b>	<b>20,553,892</b>	<b>20,335,405</b>	<b>20,989,328</b>	<b>22,515,272</b>

### PERSONNEL POSITION LISTING

DEPT	DIV	AUTH #	POSITION NO.	GRADE	POSITION TITLE	12-13 PROPOSED ANNUAL RATE
20	35	2	40471	R32	HUMAN RESOURCES ASST III-HR	31,886
20	35	3	40470	R30	HUMAN RESOURCES ASST II-HR (50%)	17,732
20	35	1	15028	R39	HUMAN RESOURCES SUPERVISOR (50%)	36,743
20	35	1	15016	R41	HUMAN RESOURCES OFFICER (50%)	42,838
20	35	1	15042	R43	HUMAN RESOURCES DIRECTOR (33%)	39,159
<b>TOTAL COUNT</b>			<b>5</b>		<b>TOTAL SALARIES</b>	<b>168,359</b>

FUND NUMBER  
DEPARTMENT NUMBER  
DIVISION NUMBER

660 HEALTH AND BENEFITS FUND  
20 HUMAN RESOURCES  
35 SELF INSURANCE

PERFORMANCE MEASURES

	ACTUAL 09-10	ACTUAL 10-11	ESTIMATED 11-12	PROPOSED 12-13
<b>Workload Measures</b>				
<i>Inputs</i>				
Number of full-time equivalent employees (FTE) - medical benefits (1)	2,308	2308	2351	2351
Total cost of medical claims	12,324,882	13,121,216	13,327,577	13,327,577
Total cost of prescriptions	2,928,045	3,198,877	3,334,753	3,334,753
<i>Outputs</i>				
Number of stop loss claims processed	8	6	6	6
Number of mail order prescription claims processed (2)	8,293	10,497	10,198	10,707
Number of prescription claims processed (3)	37,187	35,515	35,870	35,870
<b>Efficiency Measures</b>				
Number of mail order prescriptions per FTE – prescriptions (4)	3.59	4.55	4.34	4.55
Average cost of medical claim per employee (5)	5,340	5,685	5,668	5,668
Average cost of prescription claim per employee (6)	1,268	1,386	1,418	1,418
<b>Effectiveness Measures</b>				
% of employee prescriptions handled through mail order (7)	22%	30%	28%	30%

(1) Based on actual plus 24 new firefighters & 19 police officers for FY 12-13

(2) Based on actual and a 4 month estimated amount from June to September and a 2% increase

(3) Based on actual and a 4 month estimated amount from June to September and a 2% increase

Efficiency Measures Calculations

(4)	$\frac{\text{Rx Mail Order Claims}}{\text{\# of FTE's}} = \frac{10,707}{2,351} = 4.55$	(6)	$\frac{\text{Total Cost of Rx Claims}}{\text{\# of FTES}} = \frac{\$3,334,753.69}{2351} = \$1,418.44$
(5)	$\frac{\text{Total Cost of Med Claims}}{\text{\# of FTE's}} = \frac{\$13,327,577.18}{2,351} = \$5,668.90$	(7)	$\frac{\text{Rx Mail Order Claims}}{\text{\# of Rx Claims}} = \frac{10,707}{35,870} = 30\%$

**CITY OF LAREDO, TEXAS  
CITY ANNUITY  
OPERATING FUND  
FY 2012 - 2013**

	<u>ACTUAL FY 09-10</u>	<u>ACTUAL FY 10-11</u>	<u>ORIGINAL BUDGET FY 11-12</u>	<u>AMENDED BUDGET FY 11-12</u>	<u>TOTAL ESTIMATE FY 11-12</u>	<u>PROPOSED BUDGET FY 12-13</u>
<b>OPENING BALANCE</b>	<b>\$0</b>	<b>\$0</b>	<b>\$0</b>	<b>\$0</b>	<b>\$0</b>	<b>\$0</b>
<b>REVENUES</b>						
Reimburse and Miscellaneous	784,054	991,970	1,246,613	1,246,613	1,215,372	1,518,757
<b>TOTAL REVENUES</b>	<b>784,054</b>	<b>991,970</b>	<b>1,246,613</b>	<b>1,246,613</b>	<b>1,215,372</b>	<b>1,518,757</b>
<b>TOTAL AVAILABLE</b>	<b>784,054</b>	<b>991,970</b>	<b>1,246,613</b>	<b>1,246,613</b>	<b>1,215,372</b>	<b>1,518,757</b>
<b>EXPENDITURES</b>						
<b>PERSONNEL</b>						
Other Charges	0	0	100,000	100,000	0	100,000
<b>TOTAL PERSONNEL</b>	<b>0</b>	<b>0</b>	<b>100,000</b>	<b>100,000</b>	<b>0</b>	<b>100,000</b>
<b>TRANSAMERICA RETIREES</b>						
Personnel Services	11,488	12,134	16,585	16,585	12,854	17,371
<b>TOTAL TRANSAMERICA RETIREES</b>	<b>11,488</b>	<b>12,134</b>	<b>16,585</b>	<b>16,585</b>	<b>12,854</b>	<b>17,371</b>
<b>GENERAL AMERICA RETIREES</b>						
Personnel Services	19,427	21,645	31,374	31,374	24,083	34,140
<b>TOTAL GENERAL AMERICA RETIREES</b>	<b>19,427</b>	<b>21,645</b>	<b>31,374</b>	<b>31,374</b>	<b>24,083</b>	<b>34,140</b>
<b>FIRE</b>						
Personnel Services	378,613	501,992	584,441	584,441	662,071	784,564
<b>TOTAL FIRE</b>	<b>378,613</b>	<b>501,992</b>	<b>584,441</b>	<b>584,441</b>	<b>662,071</b>	<b>784,564</b>
<b>POLICE</b>						
Personnel Services	244,296	302,362	349,050	349,050	377,316	416,376
Contractual Services	56,733	71,544	56,736	56,736	67,639	76,890
<b>TOTAL POLICE</b>	<b>301,029</b>	<b>373,905</b>	<b>405,786</b>	<b>405,786</b>	<b>444,955</b>	<b>493,266</b>



**CITY OF LAREDO, TEXAS  
CITY ANNUITY  
OPERATING FUND  
FY 2012 - 2013**

	<u>ACTUAL FY 09-10</u>	<u>ACTUAL FY 10-11</u>	<u>ORIGINAL BUDGET FY 11-12</u>	<u>AMENDED BUDGET FY 11-12</u>	<u>TOTAL ESTIMATE FY 11-12</u>	<u>PROPOSED BUDGET FY 12-13</u>
<b>GENERAL FUND</b>						
Personnel Services	45,214	51,866	68,531	68,531	50,154	66,531
<b>TOTAL GENERAL FUND</b>	<b>45,214</b>	<b>51,866</b>	<b>68,531</b>	<b>68,531</b>	<b>50,154</b>	<b>66,531</b>
<b>BRIDGE</b>						
Personnel Services	11,823	12,923	17,011	17,011	2,000	0
<b>TOTAL BRIDGE</b>	<b>11,823</b>	<b>12,923</b>	<b>17,011</b>	<b>17,011</b>	<b>2,000</b>	<b>0</b>
<b>WATERWORKS</b>						
Personnel Services	9,995	10,940	15,653	15,653	12,034	15,653
<b>TOTAL WATERWORKS</b>	<b>9,995</b>	<b>10,940</b>	<b>15,653</b>	<b>15,653</b>	<b>12,034</b>	<b>15,653</b>
<b>HEALTH DEPARTMENT</b>						
Personnel Services	2,486	2,188	2,411	2,411	2,407	2,411
<b>TOTAL HEALTH DEPARTMENT</b>	<b>2,486</b>	<b>2,188</b>	<b>2,411</b>	<b>2,411</b>	<b>2,407</b>	<b>2,411</b>
<b>COMMUNITY DEVELOPMENT</b>						
Personnel Services	3,978	4,376	4,821	4,821	4,814	4,821
<b>TOTAL COMMUNITY DEVELOPMENT</b>	<b>3,978</b>	<b>4,376</b>	<b>4,821</b>	<b>4,821</b>	<b>4,814</b>	<b>4,821</b>
<b>TOTAL EXPENDITURES</b>	<b>784,054</b>	<b>991,970</b>	<b>1,246,613</b>	<b>1,246,613</b>	<b>1,215,372</b>	<b>1,518,757</b>
<b>CLOSING BALANCE</b>	<b>\$0</b>	<b>\$0</b>	<b>\$0</b>	<b>\$0</b>	<b>\$0</b>	<b>\$0</b>

**City of Laredo, Texas  
City Annuity Fund  
Major Fund Changes  
FY2012 - 2013**

**REVENUES**

Total Net Change from FY2012 to FY2013                                 \$ 272,144                         21.83%

**Major Revenues**

Variance         % Change

General Fund Transfer In	\$ 289,155	29.85%
(Pays for Transamerica, General America and all General Fund Retirees, plus Police retirees and the difference from Firefighters contribution and retirees cost)		

**EXPENDITURES**

TransAmerica Retirees (General Fund)	\$ 786
General America Retirees (General Fund)	2,766
General Fund Retirees	(2,000)
Fire Retirees (Firefighters contribute \$15 per pay check for a total of \$138,060 a Fire retiree has on average a total cost of \$8,628.48, we project to have 90 retirees)	200,123
Police Retirees (Police retiree has an average monthly cost of \$462.13, we currently have 74 retirees)	87,480
Bridge Retirees	(17,011)
<b>Total Net Change from FY2012 to FY2013</b>	<b>\$ 272,144</b>

FUND NUMBER  
 DEPARTMENT NUMBER  
 DIVISION NUMBER

771 CITY ANNUITY FUND  
 20 HUMAN RESOURCES  
 40 - 50 RETIREES

**MISSION**

To maintain quality of life for City of Laredo retirees by providing medical/life benefits.

**OBJECTIVES & PLANNED ACCOMPLISHMENTS**

- To monitor health and life expenses on a monthly basis.
- To ensure that sufficient funds for retiree health and life benefits are maintained.

**RETIREES BY MEDICAL CATEGORY**

	<b>ACTUAL 09-10</b>	<b>ACTUAL 10-11</b>	<b>ESTIMATED 11-12</b>	<b>PROPOSED 12-13</b>
Transamerica Retirees	1	1	1	1
General American Retirees	4	4	4	4
Fire Retirees	65	77	84	88
Police Retirees	55	64	70	74
General Fund	14	13	12	12
Bridge Retirees	2	1	0	0
Water Retirees	3	3	3	3
Health Retirees	1	1	1	1
Community Development Retirees	2	2	2	2

**CITY OF LAREDO, TEXAS  
RISK MANAGEMENT  
OPERATING FUND  
FY 2012 - 2013**

	<u>ACTUAL FY 09-10</u>	<u>ACTUAL FY 10-11</u>	<u>ORIGINAL BUDGET FY 11-12</u>	<u>AMENDED BUDGET FY 11-12</u>	<u>TOTAL ESTIMATE FY 11-12</u>	<u>PROPOSED BUDGET FY 12-13</u>
<b>OPENING BALANCE</b>	<b>\$2,702,657</b>	<b>\$2,725,885</b>	<b>\$438,657</b>	<b>\$1,084,966</b>	<b>\$1,084,966</b>	<b>\$874,093</b>
<b>REVENUES</b>						
Charges for Services	5,190,850	4,307,774	5,800,116	5,800,116	5,324,846	6,309,022
Rents, Royalties and Interest	19,910	12,245	12,000	12,000	6,800	7,900
Reimburse and Miscellaneous	225,547	176,733	0	0	77,241	0
Other Financing Sources	202,303	186,637	187,894	187,894	187,894	193,107
<b>TOTAL REVENUES</b>	<b>5,638,610</b>	<b>4,683,389</b>	<b>6,000,010</b>	<b>6,000,010</b>	<b>5,596,781</b>	<b>6,510,029</b>
<b>TOTAL AVAILABLE</b>	<b>8,341,267</b>	<b>7,409,274</b>	<b>6,438,667</b>	<b>7,084,976</b>	<b>6,681,747</b>	<b>7,384,122</b>
<b>EXPENDITURES</b>						
<b>RISK MANAGEMENT</b>						
Personnel Services	490,772	562,531	586,793	586,793	553,869	598,746
Materials and Supplies	19,927	11,857	22,932	53,314	35,519	24,955
Contractual Services	4,448,096	4,191,561	4,809,781	4,801,261	4,355,064	4,928,501
Other Charges	10,270	0	192,479	192,479	0	250,000
Intergovernmental Transfers	0	1,026,387	105,233	105,233	105,233	750,000
<b>TOTAL RISK MANAGEMENT</b>	<b>4,969,065</b>	<b>5,792,336</b>	<b>5,717,218</b>	<b>5,739,080</b>	<b>5,049,685</b>	<b>6,552,202</b>
<b>SAFETY TRAINING</b>						
Materials and Supplies	37,906	30,413	37,760	26,379	24,734	33,800
Contractual Services	30,973	28,074	58,095	56,654	54,800	57,307
<b>TOTAL SAFETY TRAINING</b>	<b>68,880</b>	<b>58,487</b>	<b>95,855</b>	<b>83,033</b>	<b>79,534</b>	<b>91,107</b>

**CITY OF LAREDO, TEXAS  
RISK MANAGEMENT  
OPERATING FUND  
FY 2012 - 2013**

	<u>ACTUAL FY 09-10</u>	<u>ACTUAL FY 10-11</u>	<u>ORIGINAL BUDGET FY 11-12</u>	<u>AMENDED BUDGET FY 11-12</u>	<u>TOTAL ESTIMATE FY 11-12</u>	<u>PROPOSED BUDGET FY 12-13</u>
<b>EMPLOYEE HEALTH &amp; WELLNES</b>						
Personnel Services	288,824	253,429	256,868	256,868	255,960	267,761
Materials and Supplies	78,245	46,170	76,790	89,316	88,076	77,841
Contractual Services	210,366	181,768	291,936	333,799	334,399	298,089
<b>TOTAL EMPLOYEE HEALTH &amp; WELLNES</b>	<b>577,435</b>	<b>481,367</b>	<b>625,594</b>	<b>679,983</b>	<b>678,435</b>	<b>643,691</b>
<b>TOTAL EXPENDITURES</b>	<b>5,615,379</b>	<b>6,332,190</b>	<b>6,438,667</b>	<b>6,502,096</b>	<b>5,807,654</b>	<b>7,287,000</b>
<b>CLOSING BALANCE</b>	<b>\$2,725,887</b>	<b>\$1,077,084</b>	<b>\$0</b>	<b>\$582,880</b>	<b>\$874,093</b>	<b>\$97,122</b>
<b>ADJUSTMENTS</b>						
COMPENSATED ABSENCES	(2)	7,882	0	0	0	0
<b>TOTAL ADJUSTMENTS</b>	<b>(2)</b>	<b>7,882</b>	<b>0</b>	<b>0</b>	<b>0</b>	<b>0</b>
<b>ADJUSTED CLOSING BALANCE</b>	<b>\$2,725,885</b>	<b>\$1,084,966</b>	<b>\$0</b>	<b>\$582,880</b>	<b>\$874,093</b>	<b>\$97,122</b>

**City of Laredo, Texas  
Risk Management Fund  
Major Fund Changes  
FY 2012-2013**

**REVENUES**

Total Change from FY2012 to FY2013 \$ 510,019 8.5%

**Major Revenue Changes**

**Variance      % Change**

Worker's Compensation	\$ 137,819	4.2%
Insurance Premiums	371,087	14.9%

**EXPENDITURES**

Personnel (due to new employees hired at above entry level rates, reclassifications, changes to benefits, etc.)	\$ 22,846
Vehicle maintenance	4,110
Administrative Fee	(10,194)
Transfer Out to General Fund	644,767
Electricity	9,000
Miscellaneous Expenditures	2,514
Restricted Reserve	<u>57,521</u>
<b>Total Net Change from FY2012 to FY2013</b>	<b><u><u>\$ 848,333</u></u></b>

FUND NUMBER	594 RISK MANAGEMENT FUND
DEPARTMENT NUMBER	20 HUMAN RESOURCES
DIVISION NUMBER	60 RISK MANAGEMENT

**MISSION**

Risk Management’s mission is to plan, organize, lead and control the activities of the City of Laredo in order to protect its assets through the process of identifying and analyzing loss exposures, evaluating, and selecting and implementing, appropriate risk management techniques in order to prevent, control and manage losses. Further, one of Risk Management’s primary role is to provide a safe and healthy employee work place through application of fundamental safety, loss control and risk management principals through training, work place inspection, accident investigation and employee consultation. Risk Management also ensures that injured employees are provided effective case management to ensure they receive the best consistent medical care in order to facilitate the injured employees’ return to work with minimal time loss.

**OBJECTIVES & PLANNED ACCOMPLISHMENTS**

- Implement on-site report writing capability for safety officers
- Reduce worker’s compensation lost time cost by 3%
- Reduce property/casualty claims’ cost by 3%

**EXPENDITURES**

	ACTUAL 09-10	ACTUAL 10-11	AMENDED 11-12	ESTIMATED 11-12	PROPOSED 12-13
Personnel Services	490,771	562,531	586,793	553,869	598,746
Materials & Supplies	19,927	11,858	53,314	35,519	24,955
Contractual Services	4,448,096	4,191,560	4,801,261	4,355,064	4,928,501
Other Charges	10,270	-	192,479	-	250,000
Intergovernmental Transfers	-	1,026,387	105,233	105,233	750,000
<b>Total</b>	4,969,064	5,792,336	5,739,080	5,049,685	6,552,202

**PERSONNEL POSITION LISTING**

DEPT	DIV	AUTH #	POSITION NO.	GRADE	POSITION TITLE	12-13 PROPOSED ANNUAL RATE
20	60	66	40468	R28	HUMAN RESOURCES ASST I-ASD	23,005
20	60	12	41521	R28	PERSONNEL ASSISTANT I	33,176
20	60	158	40078	R31	LICENSED VOCATIONAL NURSE II	37,149
20	60	65	20014	R32	ADMINISTRATIVE ASSISTANT I	36,920
20	60	15	45003	R32	SENIOR CLAIMS ANALYST	44,845
20	60	4	35039	R34	SAFETY & LOSS CONTROL SPEC. II	44,387
20	60	5	35039	R34	SAFETY & LOSS CONTROL SPEC. II	36,046
20	60	10	35039	R34	SAFETY & LOSS CONTROL SPEC. II	33,862
20	60	1	11738	R41	RISK MANAGER	87,859
20	60	1	15042	R43	HUMAN RESOURCES DIRECTOR (34%)	40,346
20	60	66	40468	R28	HUMAN RESOURCES ASST I-ASD	23,005
20	60	12	41521	R28	PERSONNEL ASSISTANT I	33,176
<b>TOTAL COUNT</b>			<b>10</b>		<b>TOTAL SALARIES</b>	<b>417,596</b>

FUND NUMBER  
DEPARTMENT NUMBER  
DIVISION NUMBER

594 RISK MANAGEMENT FUND  
20 HUMAN RESOURCES  
61 SAFETY TRAINING

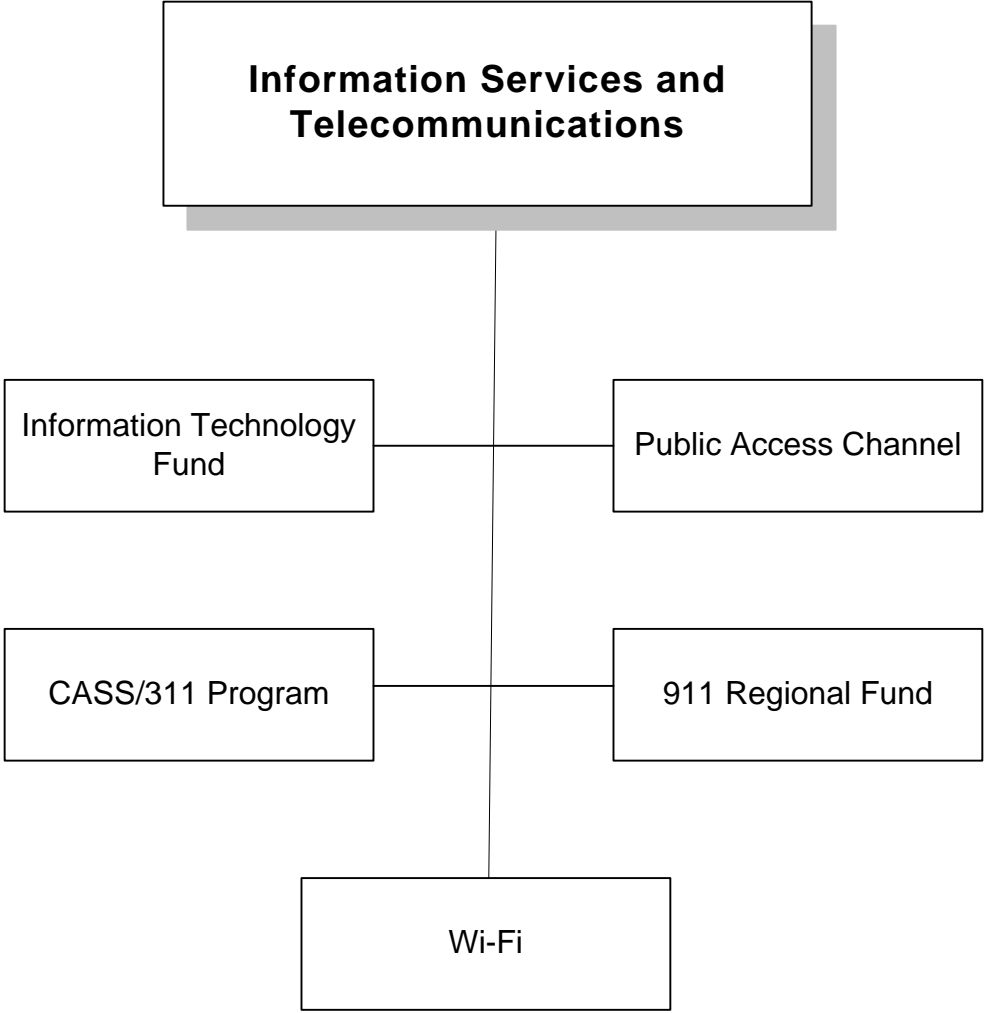
EXPENDITURES

	ACTUAL 09-10	ACTUAL 10-11	AMENDED 11-12	ESTIMATED 11-12	PROPOSED 12-13
Materials & Supplies	37,907	30,412	26,379	24,734	33,800
Contractual Services	30,975	28,074	56,654	54,800	57,307
<b>Total</b>	68,882	58,486	83,033	79,534	91,107

PERFORMANCE MEASURES

	ACTUAL 09-10	ACTUAL 10-11	ESTIMATED 11-12	PROPOSED 12-13
<b>Workload Measures</b>				
Number of reported work related injuries	320	265	282	274
Number of property/casualty claims	256	232	252	270
Number of trainings	75	110	115	125
Number of safety training attendees	600	1,200	1,250	1,350
<b>Efficiency Measures</b>				
Cost of worker's compensations claims per injured employee	\$4,364	\$6,018	\$6,319	\$6,129
Cost of settled property/casualty claim per settled incident	\$8,174	\$2,137	\$8,682	\$2,052
Avg.. number of employees per training class	8	12	11	11
<b>Effectiveness Measures</b>				
% of work related injuries with lost time over 8 days	35%	44%	46%	45%





**CITY OF LAREDO, TEXAS  
INFORMATION TECHNOLOGY  
OPERATING FUND  
FY 2012 - 2013**

	<u>ACTUAL FY 09-10</u>	<u>ACTUAL FY 10-11</u>	<u>ORIGINAL BUDGET FY 11-12</u>	<u>AMENDED BUDGET FY 11-12</u>	<u>TOTAL ESTIMATE FY 11-12</u>	<u>PROPOSED BUDGET FY 12-13</u>
<b>OPENING BALANCE</b>	<b>\$366,268</b>	<b>\$550,892</b>	<b>\$140,883</b>	<b>\$545,394</b>	<b>\$545,394</b>	<b>\$11,301</b>
<b>REVENUES</b>						
Intergovernmental Revenue	0	125	0	0	1,068	0
Charges for Services	2,917,758	2,675,978	2,539,368	2,539,368	2,560,868	2,793,778
Rents, Royalties and Interest	3,087	2,144	1,500	1,500	1,800	1,300
Reimburse and Miscellaneous	6	22,497	0	0	0	0
<b>TOTAL REVENUES</b>	<b>2,920,850</b>	<b>2,700,744</b>	<b>2,540,868</b>	<b>2,540,868</b>	<b>2,563,736</b>	<b>2,795,078</b>
<b>TOTAL AVAILABLE</b>	<b>3,287,118</b>	<b>3,251,636</b>	<b>2,681,751</b>	<b>3,086,262</b>	<b>3,109,130</b>	<b>2,806,379</b>
<b>EXPENDITURES</b>						
<b>TELECOMMUNICATION</b>						
Personnel Services	238,681	254,803	257,566	257,566	260,031	291,920
Materials and Supplies	29,437	11,730	21,944	19,083	15,630	16,642
Contractual Services	194,201	185,385	230,222	269,678	218,777	247,740
Intergovernmental Transfers	0	300,000	158,529	508,529	427,325	0
<b>TOTAL TELECOMMUNICATION</b>	<b>462,319</b>	<b>751,918</b>	<b>668,261</b>	<b>1,054,856</b>	<b>921,763</b>	<b>556,302</b>
<b>RADIO COMMUNICATIONS</b>						
Personnel Services	93,083	97,300	97,017	97,017	103,823	108,675
Materials and Supplies	6,821	13,955	9,690	11,434	10,586	15,008
Contractual Services	287,788	285,999	317,545	321,395	311,894	311,527
Capital Outlay	0	5,688	0	0	0	0
Intergovernmental Transfers	400,000	0	0	0	0	0
<b>TOTAL RADIO COMMUNICATIONS</b>	<b>787,692</b>	<b>402,942</b>	<b>424,252</b>	<b>429,846</b>	<b>426,303</b>	<b>435,210</b>
<b>MAINFRAME</b>						
Personnel Services	286,728	329,626	324,762	324,762	324,956	341,596
Materials and Supplies	28,340	11,713	17,820	18,178	17,978	13,200
Contractual Services	225,718	231,597	243,377	253,336	253,336	225,721
Other Charges	81	2	100	100	100	100
Capital Outlay	41,839	46,143	0	0	0	0
Debt Service	0	0	0	0	0	25,194
<b>TOTAL MAINFRAME</b>	<b>582,705</b>	<b>619,082</b>	<b>586,059</b>	<b>596,376</b>	<b>596,370</b>	<b>605,811</b>

**CITY OF LAREDO, TEXAS  
INFORMATION TECHNOLOGY  
OPERATING FUND  
FY 2012 - 2013**

	<u>ACTUAL FY 09-10</u>	<u>ACTUAL FY 10-11</u>	<u>ORIGINAL BUDGET FY 11-12</u>	<u>AMENDED BUDGET FY 11-12</u>	<u>TOTAL ESTIMATE FY 11-12</u>	<u>PROPOSED BUDGET FY 12-13</u>
<b>NETWORK</b>						
Personnel Services	301,354	328,924	327,059	327,059	331,016	343,488
Materials and Supplies	58,153	60,586	64,180	53,129	63,527	80,693
Contractual Services	47,557	41,130	51,092	55,642	51,092	69,376
Capital Outlay	85,594	73,836	0	33,941	33,941	0
<b>TOTAL NETWORK</b>	<b>492,657</b>	<b>504,475</b>	<b>442,331</b>	<b>469,771</b>	<b>479,576</b>	<b>493,557</b>
<b>I-NET</b>						
Personnel Services	215,122	206,678	219,011	219,011	218,288	228,561
Materials and Supplies	16,462	10,239	32,530	34,368	34,305	38,964
Contractual Services	137,857	130,940	214,127	276,630	276,613	288,556
Capital Outlay	11,988	33,483	0	34,272	34,272	0
<b>TOTAL I-NET</b>	<b>381,429</b>	<b>381,340</b>	<b>465,668</b>	<b>564,281</b>	<b>563,478</b>	<b>556,081</b>
<b>WiFi</b>						
Materials and Supplies	14,968	10,859	36,780	44,013	43,689	41,118
Contractual Services	12,259	22,924	58,400	66,650	66,650	58,300
Capital Outlay	0	15,646	0	0	0	60,000
<b>TOTAL WiFi</b>	<b>27,226</b>	<b>49,429</b>	<b>95,180</b>	<b>110,663</b>	<b>110,339</b>	<b>159,418</b>
<b>TOTAL EXPENDITURES</b>	<b>2,734,028</b>	<b>2,709,186</b>	<b>2,681,751</b>	<b>3,225,793</b>	<b>3,097,829</b>	<b>2,806,379</b>
<b>CLOSING BALANCE</b>	<b>\$553,090</b>	<b>\$542,450</b>	<b>\$0</b>	<b>(\$139,531)</b>	<b>\$11,301</b>	<b>\$0</b>
<b>ADJUSTMENTS</b>						
COMPENSATED ABSENCES	(2,198)	2,944	0	0	0	0
<b>TOTAL ADJUSTMENTS</b>	<b>(2,198)</b>	<b>2,944</b>	<b>0</b>	<b>0</b>	<b>0</b>	<b>0</b>
<b>ADJUSTED CLOSING BALANCE</b>	<b>\$550,892</b>	<b>\$545,394</b>	<b>\$0</b>	<b>(\$139,531)</b>	<b>\$11,301</b>	<b>\$0</b>



FUND NUMBER	595 INFORMATION TECHNOLOGY
DEPARTMENT NUMBER	55 INFORMATION SERVICES & TELECOMMUNICATIONS
DIVISION NUMBER	10 ADMINISTRATION/TELECOMMUNICATIONS

**MISSION**

To support and serve the telecommunications interest and needs of our local government by informing our local officials and management of new developments, regulation and administration of cable systems, other telecommunications systems and right of way management to better serve our citizens.

**OBJECTIVES & PLANNED ACCOMPLISHMENTS**

- Administer all lease contracts for compliance and review as needed to maintain good relation with all Lessors.
- Oversee franchises of all video service providers and telecommunications providers licensed by the State of Texas using parameters set forth by State law.
- Ensure that all franchise fee payments are timely and accurate using parameters as set forth by State law.

**EXPENDITURES**

	ACTUAL 09-10	ACTUAL 10-11	AMENDED 11-12	ESTIMATED 11-12	PROPOSED 12-13
Personnel Services	238,680	254,803	257,566	260,031	291,920
Materials & Supplies	29,438	11,731	19,083	15,630	16,642
Contractual Services	194,202	185,385	269,678	218,777	247,740
Transfer Out	-	300,000	508,529	427,325	-
<b>Total</b>	462,320	751,919	1,054,856	921,763	556,302

**PERSONNEL POSITION LISTING**

DEPT	DIV	AUTH #	POSITION NO.	GRADE	POSITION TITLE	12-13 PROPOSED ANNUAL RATE
55	10	102	80288	R23	CUSTODIAN	29,411
55	10	15	20014	R32	ADMINISTRATIVE ASSISTANT I	43,971
55	10	3	16010	R45	INFO.SVCS. & TELECOMM.DIRECTOR	139,318
<b>TOTAL COUNT</b>			<b>3</b>		<b>TOTAL SALARIES</b>	<b>212,700</b>

FUND NUMBER	595 INFORMATION TECHNOLOGY
DEPARTMENT NUMBER	55 INFORMATION SERVICES & TELECOMMUNICATIONS
DIVISION NUMBER	10 ADMINISTRATION/TELECOMMUNICATIONS

PERFORMANCE MEASURES

	ACTUAL 09-10	ACTUAL 10-11	ESTIMATED 11-12	PROPOSED 12-13
<b>Workload Measures</b>				
<i>Inputs</i>				
Total communication budget	462,320	751,919	921,763	556,302
<i>Outputs</i>				
Number of leases administered	38	40	42	41
Number of new leases completed	0	2	0	0
Number of licenses administered	4	4	4	4
<b>Effectiveness Measures</b>				
% of accounts receivables collected by due date	95%	95%	95%	95%

FUND NUMBER	595 INFORMATION TECHNOLOGY
DEPARTMENT NUMBER	55 INFORMATION SERVICES & TELECOMMUNICATIONS
DIVISION NUMBER	15 RADIO COMMUNICATIONS

**MISSION**

Maintain and Manage the 800 MHz. Trunked Radio System, provide the City of Laredo departments with technical support, promote the use of radio system and work in conjunction with city departments to implement common objectives.

**OBJECTIVES & PLANNED ACCOMPLISHMENTS**

- Implement a Preventive Maintenance Program for the radio system infrastructure and tower sites.
- Maintain System’s Application Software.
- Coordinate two way radio communication equipment repairs with the local Motorola Service shop and Motorola Repair Depot.
- Maintain updated the Users and Aliases Data Base.
- Provide efficient and reliable customer service.

**EXPENDITURES**

	ACTUAL 09-10	ACTUAL 10-11	AMENDED 11-12	ESTIMATED 11-12	PROPOSED 12-13
Personnel Services	93,083	97,301	97,017	103,823	108,675
Materials & Supplies	6,821	13,954	11,434	10,586	15,008
Contractual Services	287,788	285,998	321,395	311,894	311,527
Debt Service	-	5,688	-	-	-
Transfer Out	400,000	-	-	-	-
<b>Total</b>	787,692	402,941	429,846	426,303	435,210

**PERSONNEL POSITION LISTING**

DEPT	DIV	AUTH #	POSITION NO.	GRADE	POSITION TITLE	12-13 PROPOSED ANNUAL RATE
55	15	1	15043	R39	RADIO MANAGER	76,835
<b>TOTAL COUNT</b>			<b>1</b>		<b>TOTAL SALARIES</b>	<b>76,835</b>

FUND NUMBER  
 DEPARTMENT NUMBER  
 DIVISION NUMBER

595 INFORMATION TECHNOLOGY  
 55 INFORMATION SERVICES &  
 TELECOMMUNICATIONS  
 15 RADIO COMMUNICATIONS

PERFORMANCE MEASURES

	ACTUAL 09-10	ACTUAL 10-11	ESTIMATED 11-12	PROPOSED 12-13
<b>Workload Measures</b>				
<i>Inputs</i>				
# of full time equivalent employee (FTE)	1	1	1	1
<i>Outputs</i>				
Number of tower sites supported	5	5	5	5
Number of radio repeaters supported	31	31	31	31
Number or radio users supported	1,950	1,960	2,000	2,050
<b>Efficiency Measures</b>				
Tower sites service calls attended	140	90	75	80
Radio service call attended	200	125	100	130
New radios programmed	120	80	200	250
# of radios reprogrammed	400	320	850	300
# of radios sent to Motorola Repair Depot	150	180	200	230



FUND NUMBER	595 INFORMATION TECHNOLOGY
DEPARTMENT NUMBER	55 INFORMATION SERVICES & TELECOMMUNICATIONS
DIVISION NUMBER	20 MAINFRAME

**MISSION**

To provide the City of Laredo Departments with technical support to effectively acquire, implement, maintain hardware and software and work in conjunction with departments to maintain and implement automation objectives.

**OBJECTIVES & PLANNED ACCOMPLISHMENTS**

- Promote training as a means to improve the utilization of current software applications
- Stay abreast of technology to improve technical service to City Departments
- Provide timely, efficient and reliable customer service.
- Implement and enforce computer security and use policy
- Maintain Sunguard Public Sector Application Software on latest release
- Maintain IBM System i system on latest release

**EXPENDITURES**

	ACTUAL 09-10	ACTUAL 10-11	AMENDED 11-12	ESTIMATED 11-12	PROPOSED 12-13
Personnel Services	286,728	329,626	324,762	324,956	341,596
Materials & Supplies	28,339	11,713	18,178	17,978	13,200
Contractual Services	225,718	231,596	253,336	253,336	225,721
Other Charges	81	2	100	100	100
Capital Outlay	41,839	46,143	-	-	25,194
<b>Total</b>	582,705	619,080	596,376	596,370	605,811

**PERSONNEL POSITION LISTING**

DEPT	DIV	AUTH #	POSITION NO.	GRADE	POSITION TITLE	12-13 PROPOSED ANNUAL RATE
55	20	284	20250	R23	CLERK I	19,510
55	20	10	40262	R27	COMPUTER OPERATOR	33,592
55	20	3	35002	R36	MGMT. INFO.APPLICATION ANALYST	61,214
55	20	285	35002	R36	MGMT. INFO.APPLICATION ANALYST	41,122
55	20	1	31820	R39	MGMT. INFO. SYSTEMS ANALYST	84,968
<b>TOTAL COUNT</b>			<b>5</b>		<b>TOTAL SALARIES</b>	<b>240,406</b>

FUND NUMBER  
 DEPARTMENT NUMBER  
 DIVISION NUMBER

595 INFORMATION TECHNOLOGY  
 55 INFORMATION SERVICES &  
 TELECOMMUNICATIONS  
 20 MAINFRAME

PERFORMANCE MEASURES

	ACTUAL 09-10	ACTUAL 10-11	ESTIMATED 11-12	PROPOSED 12-13
<b>Workload Measures</b>				
<b>Inputs</b>				
# of full time equivalent employee (FTE)	4	4	4	4
<b>Outputs</b>				
Number of iSeries Computer System Supported	2	2	2	2
Number of iSeries Business Applications Supported	29	30	30	30
<b>Efficiency Measures</b>				
iSeries General Support Calls Completed	254	201	238	261.8
iSeries Security Administration Service Calls Completed	243	228	232	255.2
iSeries Development Service Calls Completed	104	54	134	147.4
iSeries Projects Completed	2	2	0	0
<b>Effectiveness Measures</b>				
iSeries Peripheral Install and Configure Average Calls Completed per FTE	63.5	50.3	59.5	65.5
iSeries Security Administration Average Calls Completed per FTE	121.50	76	77.3	85.1
iSeries Development Average Calls Completed per FTE	34.67	18	44.7	49.1
iSeries Projects Completed Average Calls Completed per FTE	2	2	0	0

FUND NUMBER	595 INFORMATION TECHNOLOGY
DEPARTMENT NUMBER	55 INFORMATION SERVICES & TELECOMMUNICATIONS
DIVISION NUMBER	25 NETWORK

**MISSION**

To provide the City of Laredo Departments with technical support to effectively acquire, implement and maintain network hardware, server applications and computer hardware & software for the City local area and work in conjunction with departments to implement common objectives

**OBJECTIVES & PLANNED ACCOMPLISHMENTS**

- Promote new technology to minimize down time, security risks and improve stability and reliability of equipment and software used by City Departments
- Maintain IST/Network staff abreast of technology to improve our technical service to City Departments
- Develop, implement and enforce computer security and use policies
- Improve the recovery capabilities for network services
- Implement a Virtual Server & Desktop Environment System to provide Desktop mobility, reduce the cost of physical Server replacements and reduce Power consumption at the Data Center
- Implement transition of new Windows Operating System (Windows 7) based on an action plan developed by IST and authorized by City Management.

**EXPENDITURES**

	ACTUAL 09-10	ACTUAL 10-11	AMENDED 11-12	ESTIMATED 11-12	PROPOSED 12-13
Personnel Services	301,355	328,924	327,059	331,016	343,488
Materials & Supplies	58,153	60,586	53,129	63,527	80,693
Contractual Services	47,557	41,130	55,642	51,092	69,376
Capital Outlay	85,594	73,836	33,941	33,941	-
<b>Total</b>	492,659	504,476	469,771	479,576	493,557

**PERSONNEL POSITION LISTING**

DEPT	DIV	AUTH #	POSITION NO.	GRADE	POSITION TITLE	12-13 PROPOSED ANNUAL RATE
55	25	10	40262	R27	COMPUTER OPERATOR	45,074
55	25	4	35012	R36	NETWORK SPECIALIST	51,293
55	25	9	35012	R36	NETWORK SPECIALIST	41,122
55	25	13	35012	R36	NETWORK SPECIALIST	40,456
55	25	2	35011	R39	NETWORK ADMINISTRATOR (M.I.S.)	65,915
<b>TOTAL COUNT</b>			<b>5</b>		<b>TOTAL SALARIES</b>	<b>243,859</b>

FUND NUMBER	595 INFORMATION TECHNOLOGY
DEPARTMENT NUMBER	55 INFORMATION SERVICES & TELECOMMUNICATIONS
/DIVISION NUMBER	25 NETWORK

PERFORMANCE MEASURES

	ACTUAL 09-10	ACTUAL 10-11	ESTIMATED 11-12	PROPOSED 12-13
<b>Workload Measures</b>				
<i>Inputs</i>				
# of full time equivalent employee (FTE)	5	5	5	5
<i>Outputs</i>				
Number of Servers Supported	55	65	72	75
Number of Personal Computers Supported	900	900	900	950
Number of Network Applications Supported	50	58	75	65
Number of E-mail Users Supported	850	900	950	975
<b>Efficiency Measures</b>				
Network Hardware/Software Installed & Configure Service Calls Completed	1,200	900	1,000	1,100
Network Security Administration Service Calls Completed	450	300	400	350
Network Hardware/Software Troubleshooting Service Calls Completed	750	600	900	750
Network Operational Service Calls Completed	75	150	175	125
Network Hardware/Software Review & Research Service Calls Completed	168	150	400	225
<b>Effectiveness Measures</b>				
Network Hardware/Software Troubleshooting Service Calls Completed Per FTE	250	200	300	250
Network Operational Service Calls Completed per FTE	15	30	35	30
Network Hardware/Software Review & Research Service Calls Completed per FTE	42	30	80	56
Network Hardware Received & Tested Service Calls Completed per FTE	18	38	35	45
Network Projects Completed per FTE	4	5	4	3

FUND NUMBER	595 INFORMATION TECHNOLOGY
DEPARTMENT NUMBER	55 INFORMATION SERVICES & TELECOMMUNICATIONS
DIVISION NUMBER	30 I-NET

**MISSION**

To provide the City of Laredo Departments with technical support to effectively acquire, implement and maintain network telecommunications for the City’s wide area and Institutional (I-Net) networks and work in conjunction with departments and governmental institutes to implement common IT objectives.

**OBJECTIVES & PLANNED ACCOMPLISHMENTS**

- Improve the recovery capabilities for network services.
- Develop, implement and enforce Internet and I-Net communication security.
- Provide management and manpower support for installation of a Wi-Fi network system as pilot project in downtown and ten city parks.
- Assist city management in developing a Wi-Fi division, establishing mission, objectives and roles and responsibilities definitions.
- Promote preventive maintenance programs to minimize down time, security risks and improve stability and reliability of equipment and software used for I-Net operations.
- *Maintain IST/Network staff abreast of technology to improve our technical service to City Departments.*

**EXPENDITURES**

	ACTUAL 09-10	ACTUAL 10-11	AMENDED 11-12	ESTIMATED 11-12	PROPOSED 12-13
Personnel Services	215,122	206,677	219,011	218,288	228,561
Materials & Supplies	16,463	10,240	34,368	34,305	38,964
Contractual Services	137,858	130,940	276,630	276,613	288,556
Capital Outlay	11,988	33,483	34,272	34,272	-
<b>Total</b>	<b>381,431.00</b>	<b>381,340</b>	<b>564,281</b>	<b>563,478</b>	<b>556,081</b>

**PERSONNEL POSITION LISTING**

DEPT	DIV	AUTH #	POSITION NO.	GRADE	POSITION TITLE	12-13 PROPOSED ANNUAL RATE
55	30	1	35012	R36	NETWORK SPECIALIST	39,333
55	30	3	35012	R36	NETWORK SPECIALIST	39,333
55	30	5	35029	R39	NETWORK SYSTEMS MANAGER	83,346
<b>TOTAL COUNT</b>			<b>3</b>		<b>TOTAL SALARIES</b>	<b>162,011</b>

FUND NUMBER	595 INFORMATION TECHNOLOGY
DEPARTMENT NUMBER	55 INFORMATION SERVICES & TELECOMMUNICATIONS
DIVISION NUMBER	30 I-NET

PERFORMANCE MEASURES

	ACTUAL 09-10	ACTUAL 10-11	ESTIMATED 11-12	PROPOSED 12-13
<b>Workload Measures</b>				
<i>Input</i>				
# of full time equivalent employee (FTE)	3	3	3	3
<i>Outputs</i>				
Number of Servers Supported	19	17	21	22
Number of Network Applications Supported	11	11	14	15
Number of Internet Users Supported	1,450	1,063	1,100	1,150
Number of I-Net locations supported	78	80	82	84
Number of I-Net devices supported	156	160	166	175
<b>Efficiency Measures</b>				
Network I-Net/Telecom Installed & Configure Service Calls	476	386	417	438
I-Net General Support Calls Completed	77	107	125	146
I-Net/Telecom Network Troubleshooting Service Calls	93	187	208	167
I-Net/Telecom Network Projects	2	4	6	8
<b>Effectiveness Measures</b>				
Network I-Net/Telecom Installed & Configure Service Calls per FTE	190	154	167	175
I-Net General Support Calls Completed per FTE	31	43	50	58
I-Net/Telecom Network Troubleshooting Service Calls Per FTE	37	75	83	67
I-Net/Telecom Network Projects	1	2	2	3

FUND NUMBER	595 INFORMATION TECHNOLOGY
DEPARTMENT NUMBER	55 INFORMATION SERVICES & TELECOMMUNICATIONS
DIVISION NUMBER	36 WI-FI

**MISSION**

To provide the City of Laredo with technical support to effectively procure, implement, and maintain wireless (Wi-Fi) and video surveillance Networks and work in conjunction with City departments to implement common objectives.

**OBJECTIVES & PLANNED ACCOMPLISHMENTS**

- Improve the recovery capabilities for Wireless and IP based surveillance camera infrastructure and services.
- Promote preventive maintenance programs to minimize down time, security, risks, and improve stability and reliability of equipment and software used for Wi-Fi and IP based security camera operations.
- Provide technical support to City departments on the design, planning, and implementation of Telecommunications Networks for Wi-Fi and IP based security cameras.
- Provide service contract management to support a Wi-Fi network infrastructure.
- Maintain IST staff abreast of technology to improve technical support and services to City departments.

**EXPENDITURES**

	ACTUAL 09-10	ACTUAL 10-11	AMENDED 11-12	ESTIMATED 11-12	PROPOSED 12-13
Materials & Supplies	14,967	10,859	44,013	43,689	41,118
Contractual Services	12,259	22,924	66,650	66,650	58,300
Capital Outlay	-	15,646	-	-	60,000
<b>Total</b>	27,226	49,429	110,663	110,339	159,418

**PERFORMANCE MEASURES**

	ACTUAL 09-10	ACTUAL 10-11	ESTIMATED 11-12	PROPOSED 12-13
<b>Workload Measures</b>				
Number of Wi-Fi Servers Supported	7	9	11	12
Number of Wi-Fi Applications Supported	2	3	3	4
Number of Wi-Fi locations supported	21	21	24	26
Number of Wi-Fi devices supported	42	73	82	88
Number of Surveillance Cameras Supported	96	96	118	143
<b>Efficiency Measures</b>				
Wi-Fi Installed & Configure Service Calls	95	77	83	88
Wi-Fi General Support Calls Completed	15	21	25	29
Wi-Fi Troubleshooting Service Calls	19	37	42	33
Wi-Fi Projects	1	1	1	2

**CITY OF LAREDO, TEXAS  
PUBLIC ACCESS CENTER  
OPERATING FUND  
FY 2012 - 2013**

	<u>ACTUAL FY 09-10</u>	<u>ACTUAL FY 10-11</u>	<u>ORIGINAL BUDGET FY 11-12</u>	<u>AMENDED BUDGET FY 11-12</u>	<u>TOTAL ESTIMATE FY 11-12</u>	<u>PROPOSED BUDGET FY 12-13</u>
<b>OPENING BALANCE</b>	<b>\$2,285</b>	<b>\$2,466</b>	<b>\$0</b>	<b>\$5,833</b>	<b>\$5,833</b>	<b>\$0</b>
<b>REVENUES</b>						
Charges for Services	28,397	22,813	27,492	27,492	27,292	27,328
Rents, Royalties and Interest	1,972	1,551	1,112	1,112	1,412	1,012
Reimburse and Miscellaneous	0	0	55	55	55	55
Other Financing Sources	376,764	410,526	443,731	443,731	421,026	447,900
<b>TOTAL REVENUES</b>	<b>407,133</b>	<b>434,890</b>	<b>472,390</b>	<b>472,390</b>	<b>449,785</b>	<b>476,295</b>
<b>TOTAL AVAILABLE</b>	<b>409,418</b>	<b>437,356</b>	<b>472,390</b>	<b>478,223</b>	<b>455,618</b>	<b>476,295</b>
<b>EXPENDITURES</b>						
<b>PUBLIC ACCESS CENTER</b>						
Personnel Services	319,128	334,737	365,180	365,480	341,654	361,681
Materials and Supplies	28,470	32,489	32,597	32,393	33,766	33,702
Contractual Services	59,354	64,297	74,613	80,378	80,198	80,912
<b>TOTAL PUBLIC ACCESS CENTER</b>	<b>406,952</b>	<b>431,523</b>	<b>472,390</b>	<b>478,251</b>	<b>455,618</b>	<b>476,295</b>
<b>TOTAL EXPENDITURES</b>	<b>406,952</b>	<b>431,523</b>	<b>472,390</b>	<b>478,251</b>	<b>455,618</b>	<b>476,295</b>
<b>CLOSING BALANCE</b>	<b>\$2,466</b>	<b>\$5,833</b>	<b>\$0</b>	<b>(\$28)</b>	<b>\$0</b>	<b>\$0</b>



**City of Laredo, Texas  
Public Access Center  
Major Fund Changes  
FY 2012-2013**

**REVENUES**

Total Net Change from FY 2012 to FY 2013	\$	3,905	0.83%
--	----	-------	-------

**Major Revenues Changes**

	<u>Variance</u>	<u>% Change</u>
General Fund	23,804	7.63%
Hotel Motel Occupancy Tax	(19,635)	-14.92%

**EXPENDITURES**

Personnel (due to new employees hired at above entry level rates, reclassifications, changes to benefits, etc.)	\$	(3,499)
Motor Fuel		1,105
Vehicle Maintenance		1,513
Contract Labor		4,300
Janitorial Supplies		2,000
Repairs to Buildings & Improvements		2,000
Consultant Fees		(2,000)
Photographic Supplies		(2,000)
Other Expenditures		486
		<hr/>
<b>Total Net Change from FY 2012-2013</b>	<b>\$</b>	<b><u>3,905</u></b>

FUND NUMBER	246 PUBLIC ACCESS CHANNEL
DEPARTMENT NUMBER	55 INFORMATION SERVICES & TELECOMMUNICATIONS
DIVISION NUMBER	40 PUBLIC ACCESS CHANNEL

**MISSION**

The City of Laredo - Public Access Center provides a medium for individuals, groups, organizations, and institutions to communicate with the citizenry of Laredo via channels on the cable television system.

- To provide community television programming that promotes the Texas Attorney General’s open government philosophy by allowing access to local public entities by airing all board, council and commission meetings for the local school districts, City of Laredo and Webb County and thereby informing to the general public of government business.
- To serve as a multi-media informational source for the City of Laredo departments and services.
- To provide a public service facility, by providing the tools and training necessary to generate self-made programming.

**OBJECTIVES & PLANNED ACCOMPLISHMENTS**

- To complete digital upgrade to the video transmission upstream signal to the Time Warner cable system that carries all of our Public Access Channels.
- To increase the amount of public service announcements that air on access television to promote awareness for non-profit organizations for their respective causes and platforms.
- To provide a continual outreach campaign to promote services and facilities of the City of Laredo Telecommunications Center.

**EXPENDITURES**

	<b>ACTUAL 09-10</b>	<b>ACTUAL 10-11</b>	<b>AMENDED 11-12</b>	<b>ESTIMATED 11-12</b>	<b>PROPOSED 12-13</b>
Personnel Services	319,128	334,737	365,480	341,654	361,681
Materials & Supplies	28,471	32,489	32,393	33,766	33,702
Contractual Services	59,356	64,297	80,378	80,198	80,912
<b>Total</b>	406,955	431,523	478,251	455,618	476,295

FUND NUMBER  
 DEPARTMENT NUMBER  
 DIVISION NUMBER

246 PUBLIC ACCESS CHANNEL  
 55 INFORMATION SERVICES &  
 TELECOMMUNICATIONS  
 40 PUBLIC ACCESS CHANNEL

PERSONNEL POSITION LISTING

DEPT	DIV	AUTH #	POSITION NO.	GRADE	POSITION TITLE	12-13 PROPOSED ANNUAL RATE
55	40	194	20250	R23	CLERK I	23,546
55	40	4	81921	R24	AUDIOVISUAL TECH. ASSISTANT	22,277
55	40	5	81921	R24	AUDIOVISUAL TECH. ASSISTANT	22,277
55	40	6	81921	R24	AUDIOVISUAL TECH. ASSISTANT	23,858
55	40	2	41922	R28	AUDIO VISUAL PRODUCTION SUPVR	39,250
55	40	7	40087	R30	AUDIO VISUAL TECHNICIAN II	25,085
55	40	1	16012	R41	PUBLIC ACCESS-MEDIA SVCS. MGR.	89,460
<b>TOTAL COUNT</b>			<b>7</b>		<b>TOTAL SALARIES</b>	<b>245,751</b>

PERFORMANCE MEASURES

	ACTUAL 09-10	ACTUAL 10-11	ESTIMATED 11-12	PROPOSED 12-13
<b>Workload Measures</b>				
<i>Inputs</i>				
Total budget	406,955	431,523	455,618	476,295
<i>Outputs</i>				
Total hours aired all three channels	26,280	26,280	26,280	26,280
Number of public service announcements aired	25,800	18,790	20,168	21,500
Number of city council meetings televised	56	52	54	54
Number of video presentations produced for city staff	35	82	59	70
Number of video presentations produced for non-profit organizations	58	34	46	50
Number of city events taped	295	242	269	270
Number of hours of new programming produced	301	297	299	300
<b>Efficiency Measures</b>				
Cost per hour of air time (1)	\$15	\$16	\$17	\$18
Cost per hour of programming (2)	\$1,352	\$1,452	\$1,523	\$1,587

- (1) Total budget/Total hours aired for all three channels
- (2) Total budget/Number of hours of new programming produced

**CITY OF LAREDO, TEXAS  
PUBLIC EDUCATIONAL & GOVERNMENTAL (PEG)  
OPERATING FUND  
FY 2012 - 2013**

	<u>ACTUAL FY 09-10</u>	<u>ACTUAL FY 10-11</u>	<u>ORIGINAL BUDGET FY 11-12</u>	<u>AMENDED BUDGET FY 11-12</u>	<u>TOTAL ESTIMATE FY 11-12</u>	<u>PROPOSED BUDGET FY 12-13</u>
<b>OPENING BALANCE</b>	\$287,626	\$386,854	\$349,194	\$497,128	\$497,128	\$262,457
<b>REVENUES</b>						
<b>PEG FUNDS</b>						
Fees and Collections	266,279	267,434	260,000	260,000	260,000	260,000
<b>TOTAL PEG FUNDS</b>	<b>266,279</b>	<b>267,434</b>	<b>260,000</b>	<b>260,000</b>	<b>260,000</b>	<b>260,000</b>
<b>TOTAL REVENUES</b>	<b>266,279</b>	<b>267,434</b>	<b>260,000</b>	<b>260,000</b>	<b>260,000</b>	<b>260,000</b>
<b>TOTAL AVAILABLE</b>	<b>553,905</b>	<b>654,288</b>	<b>609,194</b>	<b>757,128</b>	<b>757,128</b>	<b>522,457</b>
<b>EXPENDITURES</b>						
<b>PEG FUNDS</b>						
Capital Outlay	167,052	157,160	356,000	563,569	494,671	510,000
<b>TOTAL PEG FUNDS</b>	<b>167,052</b>	<b>157,160</b>	<b>356,000</b>	<b>563,569</b>	<b>494,671</b>	<b>510,000</b>
<b>TOTAL EXPENDITURES</b>	<b>167,052</b>	<b>157,160</b>	<b>356,000</b>	<b>563,569</b>	<b>494,671</b>	<b>510,000</b>
<b>CLOSING BALANCE</b>	<b>\$386,854</b>	<b>\$497,128</b>	<b>\$253,194</b>	<b>\$193,559</b>	<b>\$262,457</b>	<b>\$12,457</b>

**CITY OF LAREDO, TEXAS  
GENERAL FUND SUMMARY  
EXPENDITURES  
FY 2012-2013**

<b>EXPENDITURES</b>	<b>ACTUAL FY 09-10</b>	<b>ACTUAL FY 10-11</b>	<b>ORIGINAL BUDGET FY 11-12</b>	<b>AMENDED BUDGET FY 11-12</b>	<b>TOTAL ESTIMATE FY 11-12</b>	<b>PROPOSED BUDGET FY 12-13</b>
<b>IST Department</b>						
Communication and Administrative Support Services						
Personnel Services	170,286	208,718	242,804	242,804	234,591	242,121
Materials and Supplies	15,335	14,531	15,588	15,793	7,236	15,711
Contractual Services	196,356	24,596	111,439	117,352	81,844	109,621
<b>Total Administration</b>	<b>381,977</b>	<b>247,845</b>	<b>369,831</b>	<b>375,949</b>	<b>323,671</b>	<b>367,453</b>
311 Program						
Personnel Services	195,398	199,317	194,721	194,721	223,126	198,791
Materials and Supplies	40,880	30,962	41,376	50,726	41,918	41,676
Contractual Services	36,945	39,001	43,250	61,290	57,322	40,016
<b>Total 311 Program</b>	<b>273,223</b>	<b>269,280</b>	<b>279,347</b>	<b>306,737</b>	<b>322,366</b>	<b>280,483</b>
<b>Total IST Department</b>	<b>655,200</b>	<b>517,125</b>	<b>649,178</b>	<b>682,686</b>	<b>646,037</b>	<b>647,936</b>

**City of Laredo, Texas**  
**IST- Administration & 311 Program**  
**Major Fund Changes**  
**FY2012 - 2013**

**EXPENDITURES**

Personnel (due to new employees hired at above entry level rates, reclassifications, changes to benefits, etc.)	\$ 3,387
Motor Fuel	423
Vehicle Maintenance	72
I-net	<u>(5,124)</u>
<b>Total Net Change from FY2012 to FY2013</b>	<b><u><u>\$ (1,242)</u></u></b>

FUND NUMBER	101 GENERAL FUND
FUND DEPARTMENT NUMBER	55 INFORMATION SERVICES & TELECOMMUNICATIONS
DIVISION NUMBER	05 ADMINISTRATION

## MISSION

To provide administrative support to City Council, City Manager's Office, and City Departments through the coordination of such programs as capital improvements, legislative affairs, strategic planning, and other administrative programs and services.

## OBJECTIVES & PLANNED ACCOMPLISHMENTS

- To manage the processes of legislative affairs at the State and Federal levels in coordination with City departments.
- To administer the City's 5 year capital improvements program to effectively plan for financing and operations of all capital improvements.

## EXPENDITURES

	ACTUAL 09-10	ACTUAL 10-11	AMENDED 11-12	ESTIMATED 11-12	PROPOSED 12-13
Personnel Services	170,288	208,718	242,804	234,591	242,121
Materials & Supplies	15,335	14,531	15,793	7,236	15,711
Contractual Services	196,360	24,593	117,352	81,844	109,621
<b>Total</b>	<b>381,983</b>	<b>247,842</b>	<b>375,949</b>	<b>323,671</b>	<b>367,453</b>

## PERSONNEL POSITION LISTING

DEPT	DIV	AUTH #	POSITION NO.	GRADE	POSITION TITLE	12-13 PROPOSED ANNUAL RATE
55	05	103	20014	R32	ADMINISTRATIVE ASSISTANT I	35,485
55	05	11	15048	R35	LEGISLATIVE ASSISTANT	44,678
55	05	10	16009	R43	COMM.& ADMIN.SUPPORT SVCS.MGR.	96,969
<b>TOTAL COUNT</b>			<b>3</b>		<b>TOTAL SALARIES</b>	<b>177,131</b>

FUND NUMBER  
 FUND DEPARTMENT NUMBER  
 DIVISION NUMBER

101 GENERAL FUND  
 55 INFORMATION SERVICES &  
 TELECOMMUNICATIONS  
 05 ADMINISTRATION

PERFORMANCE MEASURES

	ACTUAL 09-10	ACTUAL 10-11	ESTIMATED 11-12	PROPOSED 12-13
<b>Workload Measures</b>				
<i>Outputs</i>				
Total # of state legislative initiatives on approved agenda	N/A	24	N/A	25
Total # of state legislative initiatives enacted	N/A	4	N/A	5
<b>Effectiveness Measures</b>				
% of state legislative initiatives enacted	N/A	17%	N/A	20%



FUND NUMBER	101 GENERAL FUND
FUND DEPARTMENT NUMBER	55 INFORMATION SERVICES & TELECOMMUNICATIONS
DIVISION NUMBER	07 3-1-1 PROGRAM

**MISSION**

To provide quality service, to enhance the relationship between the citizens of Laredo and their local government and to promote the City of Laredo’s commitment to community service by providing direct access to a call center designed to receive, relay, monitor and manage citizen’s request and to insure the delivery of quality customer service.

**OBJECTIVES & PLANNED ACCOMPLISHMENTS**

- To ensure that our employees provide the best customer service possible and ensure that internal and external customers are satisfied with the services rendered.
- To handle at least 80% of calls presented to center.
- Work closely with all departments to ensure timely closures to all service requests.

**EXPENDITURES**

	ACTUAL 09-10	ACTUAL 10-11	AMENDED 11-12	ESTIMATED 11-12	PROPOSED 12-13
Personnel Services	195,398	199,317	194,721	223,126	198,791
Materials & Supplies	40,880	30,962	50,726	41,918	41,676
Contractual Services	36,946	39,002	61,290	57,322	40,016
<b>Total</b>	273,224	269,281	306,737	322,366	280,483

**PERSONNEL POSITION LISTING**

DEPT	DIV	AUTH #	POSITION NO.	GRADE	POSITION TITLE	12-13 PROPOSED ANNUAL RATE
55	07	4	40322	R28	CUSTOMER SVC. REPRESENTATIVE	23,005
55	07	10	40322	R28	CUSTOMER SVC. REPRESENTATIVE	23,005
55	07	72	40322	R28	CUSTOMER SVC. REPRESENTATIVE	24,398
55	07	106	40322	R28	CUSTOMER SVC. REPRESENTATIVE	31,117
55	07	1	40001	R33	CUSTOMER SERVICE COORDINATOR	33,778
<b>TOTAL COUNT</b>			<b>5</b>		<b>TOTAL SALARIES</b>	<b>135,303</b>

FUND NUMBER  
 FUND DEPARTMENT NUM  
 DIVISION NUMBER

101 GENERAL FUND  
 55 INFORMATION SERVICES &  
 TELECOMMUNICATIONS  
 07 3-1-1 PROGRAM

PERFORMANCE MEASURES

	ACTUAL 09-10	ACTUAL 10-11	ESTIMATED 11-12	PROPOSED 12-13
<b>Workload Measures</b>				
<i>Input</i>				
Total calls presented	96,079	88,423	85,000	85,000
Total calls handled	83,645	78,942	76,700	76,700
Total calls abandoned	12,416	9,468	8,300	8,300
<b>Efficiency Measures</b>				
Average handle time per call (minutes)	.52	.47	.45	.45
% of abandoned calls received at 3-1-1 Call Center	13%	11%	10%	10%

**CITY OF LAREDO, TEXAS  
911 REGIONAL COMMUNICATION  
OPERATING FUND  
FY 2012 - 2013**

	<u>ACTUAL FY 09-10</u>	<u>ACTUAL FY 10-11</u>	<u>ORIGINAL BUDGET FY 11-12</u>	<u>AMENDED BUDGET FY 11-12</u>	<u>TOTAL ESTIMATE FY 11-12</u>	<u>PROPOSED BUDGET FY 12-13</u>
<b>OPENING BALANCE</b>	<b>\$1,280</b>	<b>\$0</b>	<b>\$0</b>	<b>\$707</b>	<b>\$707</b>	<b>\$3,429</b>
<b>REVENUES</b>						
Intergovernmental Revenue	1,175,789	1,054,383	1,203,614	3,820,787	3,820,787	1,574,242
Rents, Royalties and Interest	90	707	200	300	500	300
Reimburse and Miscellaneous	0	0	0	0	2,522	0
Other Financing Sources	11	0	0	0	0	0
<b>TOTAL REVENUES</b>	<b>1,175,891</b>	<b>1,055,090</b>	<b>1,203,814</b>	<b>3,821,087</b>	<b>3,823,809</b>	<b>1,574,542</b>
<b>TOTAL AVAILABLE</b>	<b>1,177,171</b>	<b>1,055,090</b>	<b>1,203,814</b>	<b>3,821,794</b>	<b>3,824,516</b>	<b>1,577,971</b>
<b>EXPENDITURES</b>						
<b>STATE EMERGENCY ADMIN</b>						
Personnel Services	157,748	188,261	335,303	701,373	701,373	309,125
Materials and Supplies	8,750	9,658	10,900	33,054	33,054	8,500
Contractual Services	37,152	45,025	116,176	242,160	242,160	183,738
Other Charges	0	0	762	862	862	3,729
<b>TOTAL STATE EMERGENCY ADMIN</b>	<b>203,649</b>	<b>242,944</b>	<b>463,141</b>	<b>977,449</b>	<b>977,449</b>	<b>505,092</b>
<b>911 REGIONAL-WEBB COUNTY</b>						
Materials and Supplies	695	3,183	9,700	21,150	21,150	9,700
Contractual Services	196,608	206,673	232,919	594,463	594,463	235,228
Capital Outlay	99,603	39,992	0	273,540	273,540	0
<b>TOTAL 911 REGIONAL-WEBB COUNTY</b>	<b>296,906</b>	<b>249,849</b>	<b>242,619</b>	<b>889,153</b>	<b>889,153</b>	<b>244,928</b>
<b>911 REGIONAL-JIM HOGG</b>						
Materials and Supplies	156	431	1,300	4,016	4,016	1,300
Contractual Services	41,984	30,012	41,850	108,987	108,987	44,886
Capital Outlay	21,409	14,996	0	54,247	54,247	0
<b>TOTAL 911 REGIONAL-JIM HOGG</b>	<b>63,549</b>	<b>45,440</b>	<b>43,150</b>	<b>167,250</b>	<b>167,250</b>	<b>46,186</b>

**CITY OF LAREDO, TEXAS**  
**911 REGIONAL COMMUNICATION**  
**OPERATING FUND**  
**FY 2012 - 2013**

	<u>ACTUAL FY 09-10</u>	<u>ACTUAL FY 10-11</u>	<u>ORIGINAL BUDGET FY 11-12</u>	<u>AMENDED BUDGET FY 11-12</u>	<u>TOTAL ESTIMATE FY 11-12</u>	<u>PROPOSED BUDGET FY 12-13</u>
<b>911 REGIONAL-STARR COUNTY</b>						
Materials and Supplies	24,236	1,324	3,300	10,177	10,177	3,300
Contractual Services	97,519	134,469	156,175	465,006	465,006	150,175
Capital Outlay	118,548	29,992	0	268,053	268,053	0
<b>TOTAL 911 REGIONAL-STARR COUNTY</b>	<b>240,303</b>	<b>165,785</b>	<b>159,475</b>	<b>743,236</b>	<b>743,236</b>	<b>153,475</b>
<b>911 REGIONAL-ZAPATA</b>						
Materials and Supplies	156	431	2,300	6,041	6,041	2,300
Contractual Services	32,872	32,973	43,066	151,295	151,295	43,066
Capital Outlay	21,409	14,996	0	54,247	54,247	0
<b>TOTAL 911 REGIONAL-ZAPATA</b>	<b>54,437</b>	<b>48,401</b>	<b>45,366</b>	<b>211,583</b>	<b>211,583</b>	<b>45,366</b>
<b>911 REGIONAL-OTHER</b>						
Personnel Services	86,829	82,734	0	11,972	11,972	0
Materials and Supplies	0	0	0	2,000	2,000	0
Contractual Services	231,498	218,803	250,063	808,872	808,872	356,105
Capital Outlay	0	428	0	9,572	9,572	226,819
<b>TOTAL 911 REGIONAL-OTHER</b>	<b>318,327</b>	<b>301,965</b>	<b>250,063</b>	<b>832,416</b>	<b>832,416</b>	<b>582,924</b>
<b>TOTAL EXPENDITURES</b>	<b>1,177,171</b>	<b>1,054,383</b>	<b>1,203,814</b>	<b>3,821,087</b>	<b>3,821,087</b>	<b>1,577,971</b>
<b>CLOSING BALANCE</b>	<b>\$0</b>	<b>\$707</b>	<b>\$0</b>	<b>\$707</b>	<b>\$3,429</b>	<b>\$0</b>

FUND NUMBER	258 9-1-1 REGIONAL
DEPARTMENT NUMBER	55 INFORMATION SERVICES & TELECOMMUNICATIONS
DIVISION NUMBER	61, 62, 63, 64, 67, 68 911 REGIONAL

**MISSION**

To ensure reliable access to emergency telecommunications services for the citizens of Jim Hogg, Starr, Webb, and Zapata Counties.

**OBJECTIVES & PLANNED ACCOMPLISHMENTS**

- Reduce the number of errors in the database
- Maintain low risk status from Commission on State Emergency Communications (CSEC)

**EXPENDITURES**

	<b>ACTUAL 09-10</b>	<b>ACTUAL 10-11</b>	<b>AMENDED 11-12</b>	<b>ESTIMATED 11-12</b>	<b>PROPOSED 12-13</b>
Personnel Services	244,575	270,993	713,345	713,345	309,125
Materials & Supplies	33,992	15,027	76,438	76,438	25,100
Contractual Services	637,635	667,955	2,370,783	2,370,783	1,013,198
Other Charges	-	-	862	862	3,729
Capital Outlay	260,969	100,404	659,659	659,659	226,819
<b>Total</b>	<b>1,177,171</b>	<b>1,054,379</b>	<b>3,821,087</b>	<b>3,821,087</b>	<b>1,577,971</b>

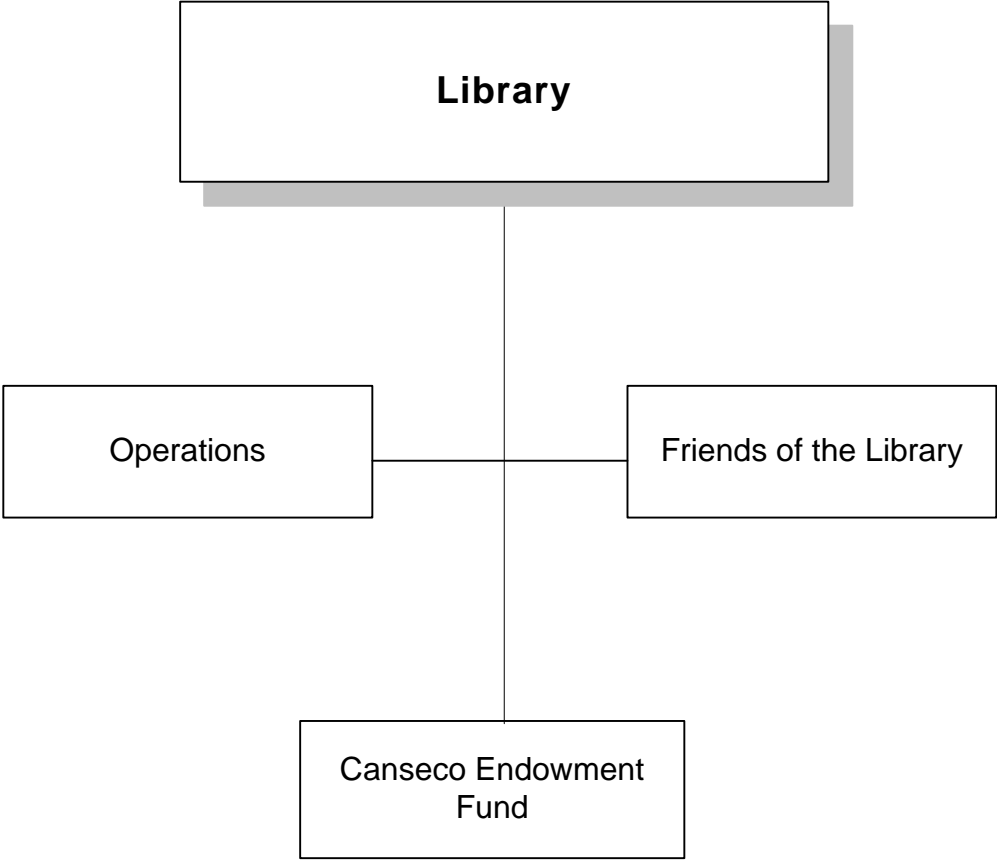
**PERSONNEL POSITION LISTING (5561)**

<b>DEPT</b>	<b>DIV</b>	<b>AUTH #</b>	<b>POSITIO N NO.</b>	<b>GRADE</b>	<b>POSITION TITLE</b>	<b>12-13 PROPOSED ANNUAL RATE</b>
55	61	300	40088	R28	911 DATABASE TECHNICIAN	26,250
55	61	1	40082	R33	911 MAPPING & DBASE MAINT SPEC	48,131
55	61	3	40083	R33	911 PROGRAM SPECIALIST	44,698
55	61	166	40083	R33	911 PROGRAM SPECIALIST	48,858
55	61	2	15039	R39	911 PROGRAM MANAGER	53,060
<b>TOTAL COUNT</b>			<b>5</b>		<b>TOTAL SALARIES</b>	<b>220,998</b>

FUND NUMBER	258 9-1-1 REGIONAL
DEPARTMENT NUMBER	55 INFORMATION SERVICES & TELECOMMUNICATIONS
DIVISION NUMBER	61, 62, 63, 64, 67, 68 911 REGIONAL

PERFORMANCE MEASURES

	ACTUAL 09-10	ACTUAL 10-11	ESTIMATED 11-12	PROPOSED 12-13
<b>Workload Measures</b>				
<i>Inputs</i>				
Total Number of 9-1-1 calls received by public safety answering points (PSAP's) in the region	269,691	271,279	366,036	371,527
<i>Outputs</i>				
Total Number of public education materials distributed	97,628	72,784	85,626	95,000
Total Number of Monitoring Visits to PSAP's	32	32	32	32
Total Number of PSAP's with Mapping Capabilities	8	8	8	8
<b>Effectiveness Measures</b>				
% of errors in the 9-1-1 Database	0.47	.47	0.47	0.45



**CITY OF LAREDO, TEXAS**  
**GENERAL FUND SUMMARY**  
**EXPENDITURES**  
**FY 2012-2013**

<b>EXPENDITURES</b>	<b>ACTUAL FY 09-10</b>	<b>ACTUAL FY 10-11</b>	<b>ORIGINAL BUDGET FY 11-12</b>	<b>AMENDED BUDGET FY 11-12</b>	<b>TOTAL ESTIMATE FY 11-12</b>	<b>PROPOSED BUDGET FY 12-13</b>
Library - Main Branch						
Personnel Services	1,546,856	1,677,010	1,850,545	1,850,545	1,743,927	1,855,089
Materials and Supplies	523,399	651,940	697,940	772,903	772,998	664,307
Contractual Services	419,231	388,379	459,781	502,696	522,011	546,768
Other Charges	(22)	(31)	-	-	-	35
Capital Outlay	-	-	-	950	964	-
Subtotal Library - Main Branch	<u>2,489,464</u>	<u>2,717,298</u>	<u>3,008,266</u>	<u>3,127,094</u>	<u>3,039,900</u>	<u>3,066,199</u>
Library - Santo Nino Branch						
Personnel Services	220,911	174,173	212,095	212,095	153,944	328,119
Materials and Supplies	-	35,960	109,787	134,523	249,386	109,916
Contractual Services	18,343	11,537	121,834	113,612	16,529	121,432
Subtotal Library - Santo Nino Branch	<u>239,254</u>	<u>221,670</u>	<u>443,716</u>	<u>460,230</u>	<u>419,859</u>	<u>559,467</u>
Library - Bruni Plaza Branch						
Personnel Services	68,013	70,821	73,508	73,508	72,434	77,301
Materials and Supplies	19,363	16,897	19,358	20,676	20,676	23,074
Contractual Services	24,051	18,970	25,887	25,806	25,854	27,465
Subtotal Library - Bruni Plaza Branch	<u>111,427</u>	<u>106,688</u>	<u>118,753</u>	<u>119,990</u>	<u>118,964</u>	<u>127,840</u>
Library - Bookmobile Unit						
Personnel Services	19,709	25,549	39,194	39,194	26,443	46,363
Materials and Supplies	7,846	7,352	8,669	6,224	4,865	1,153
Contractual Services	6,941	7,159	3,073	6,541	6,541	6,188
Subtotal Library - Bookmobile Unit	<u>34,496</u>	<u>40,060</u>	<u>50,936</u>	<u>51,959</u>	<u>37,849</u>	<u>53,704</u>
Northwest Library						
Personnel Services	-	-	-	-	-	16,519
Materials and Supplies	-	-	-	-	124,646	-
Subtotal Northwest Library	<u>-</u>	<u>-</u>	<u>-</u>	<u>-</u>	<u>124,646</u>	<u>16,519</u>
Total Library	<u>2,874,641</u>	<u>3,085,716</u>	<u>3,621,671</u>	<u>3,759,273</u>	<u>3,741,218</u>	<u>3,823,729</u>



**City of Laredo, Texas  
 Library Department  
 Major Fund Changes  
 FY2012 - 2013**

**EXPENDITURES**

Personnel (due to new employees hired at above entry level rates, reclassifications, changes to benefits, etc.)	\$ 65,726
Fund 25% positions for Santo Nino and Northwest Libraries	82,343
Motor fuel	(345)
Vehicle Maintenance	2,092
Inet Charges	2,128
800 MHz Radio Communications	7
Utilities	19,367
Stairway Lighting Fixture Replacement	10,260
New Carpet Multi-Purpose Room	<u>20,500</u>
<b>Total Net Change from FY2012 to FY2013</b>	<b><u><u>\$ 202,078</u></u></b>

FUND NUMBER	101 GENERAL FUND
DEPARTMENT NUMBER	35 LIBRARY DEPARTMENT
DIVISION NUMBER	10 MAIN BRANCH

**MISSION**

The mission of the Laredo Public Library is to improve the quality of life of all Webb County citizens by providing resources and services to meet their informational, educational, professional, and recreational needs.

**OBJECTIVES & PLANNED ACCOMPLISHMENTS**

- Promote literacy in preschoolers, children, young adults and adults and the use of library resources and services by increasing the number of library patrons served and the number of materials available by 1%.
- Remain on the cutting edge of integrated technologies in order to improve patron access to information resources by applying for and obtaining at least one grant to maintain and upgrade technology.
- Develop and implement a questionnaire to measure Library service quality.
- Meet and exceed the Basic standards set by the Joint Texas State Library and Archives Commission (TSLAC)/Texas Library Association (TLA) Task Force on Public Library Standards and Accreditation and to strive to meet the Enhanced and Comprehensive standards.

**EXPENDITURES**

	<b>ACTUAL 09-10</b>	<b>ACTUAL 10-11</b>	<b>AMENDED 11-12</b>	<b>ESTIMATED 11-12</b>	<b>PROPOSED 12-13</b>
Personnel Services	1,546,856	1,677,010	1,850,545	1,743,927	1,834,073
Materials & Supplies	523,397	651,940	772,903	772,998	664,307
Contractual Services	419,231	388,379	502,696	522,011	546,768
Other Charges	(24)	(31)	-	-	35
Capital Outlay	-	-	950	964	-
<b>Total</b>	<b>2,489,460</b>	<b>2,717,298</b>	<b>3,127,094</b>	<b>3,039,900</b>	<b>3,045,183</b>

**PERSONNEL POSITION LISTING**

<b>DEPT</b>	<b>DIV</b>	<b>AUTH #</b>	<b>POSITION NO.</b>	<b>GRADE</b>	<b>POSITION TITLE</b>	<b>12-13 PROPOSED ANNUAL RATE</b>
35	10	64	20250	R23	CLERK I	18,054
35	10	108	20250	R23	CLERK I	22,090
35	10	180	20250	R23	CLERK I	17,701
35	10	256	20250	R23	CLERK I	19,552
35	10	264	20250	R23	CLERK I	17,701
35	10	267	20250	R23	CLERK I	17,701
35	10	81	80288	R23	CUSTODIAN	18,762
35	10	128	80288	R23	CUSTODIAN	17,181

FUND NUMBER  
DEPARTMENT NUMBER  
DIVISION NUMBER

101 GENERAL FUND  
35 LIBRARY DEPARTMENT  
10 MAIN BRANCH

PERSONNEL POSITION LISTING - CONTINUED

DEPT	DIV	AUTH #	POSITION NO.	GRADE	POSITION TITLE	112-13 PROPOSED ANNUAL RATE
35	10	46	81966	R24	BUILDING MAINTENANCE WORKER	18,574
35	10	27	61139	R25	LIBRARY TECHNICIAN I	34,070
35	10	30	61139	R25	LIBRARY TECHNICIAN I	23,525
35	10	306	61139	R25	LIBRARY TECHNICIAN I	19,718
35	10	24	65002	R27	LIBRARY TECHNICIAN II	24,586
35	10	25	65002	R27	LIBRARY TECHNICIAN II	22,131
35	10	26	81203	R27	MAINTENANCE CREW LEADER	26,499
35	10	41	20018	R29	ADMINISTRATIVE SECRETARY	34,549
35	10	17	65003	R29	LIBRARY TECHNICIAN III	27,934
35	10	18	65003	R29	LIBRARY TECHNICIAN III	29,286
35	10	19	65003	R29	LIBRARY TECHNICIAN III	36,920
35	10	20	65003	R29	LIBRARY TECHNICIAN III	40,082
35	10	21	50202	R29	SECURITY OFFICER	35,360
35	10	15	65004	R31	CIRCULATION SUPERVISOR	27,643
35	10	10	31823	R33	LIBRARIAN I	44,886
35	10	11	31823	R33	LIBRARIAN I	44,699
35	10	13	31823	R33	LIBRARIAN I	50,357
35	10	23	31823	R33	LIBRARIAN I	42,723
35	10	14	40264	R33	MICRO COMPUTER SPECIALIST	45,219
35	10	7	31138	R34	LIBRARIAN II	32,864
35	10	9	31139	R34	SPECIAL COLLECTIONS LIBRARIAN	70,096
35	10	4	10017	R36	LIBRARIAN MANAGER	55,328
35	10	5	10017	R36	LIBRARIAN MANAGER	63,232
35	10	3	31821	R37	SENIOR PROGRAMMER/ANALYST	68,140
35	10	1	16004	R39	ASSISTANT LIBRARY MANAGER	73,590
35	10	2	11038	R43	LIBRARY DIRECTOR	104,374
35	10	12	31823	R25	LIBRARIAN I (unfunded)	-
35	10	16	41589	R29	BUYER I (unfunded)	-
<b>TOTAL COUNT</b>			<b>36</b>		<b>TOTAL SALARIES</b>	<b>1,245,127</b>

FUND NUMBER  
DEPARTMENT NUMBER  
DIVISION NUMBER

101 GENERAL FUND  
35 LIBRARY DEPARTMENT  
10 MAIN BRANCH

PERFORMANCE MEASURES

	ACTUAL 09-10	ACTUAL 10-11	ESTIMATED 11-12	PROPOSED 12-13
<b>Workload Measures</b>				
<i>Inputs</i>				
Full-time Equivalents (FTE)	41 FTE / 20.5 public service FTE	41 FTE/21 public service FTE	41 FTE/22 public service FTE	41 FTE/22 public service FTE
Library Materials Budget	518,585	623,989	695,021	664,047
Total Program Budget	2,489,460	2,717,298	3,039,900	3,045,183
<i>Outputs</i>				
Patrons Served *	664,894	667,250	928,395	937,072
Total number of visitors	296,171	286,969	239,654	242,050
Library materials added	17,949	28,713	21,131	21,342
Total library materials available for use	213,525	239,462	275,609	278,365
<b>Efficiency Measures</b>				
Cost per patron served	\$3.74	\$4.07	\$3.27	\$3.25
Patrons served per FTE	32,341	31,774	42,200	42,594
Cost of library materials added	\$28.89	\$21.73	\$32.89	\$31.11
<b>Effectiveness Measures</b>				
% of TSLAC/TLA Basic standards attained	100	100	100	100
% change in patrons served	(1)	1	39**	1
% change in materials available for use	17	12	7	1

\* Materials circulated, Computers used, patrons attending programs, reference questions answered, room usage, passports processed.

\*\*Patrons served increase 39% due to the increase usage of online databases.

FUND NUMBER  
 DEPARTMENT NUMBER  
 DIVISION NUMBER

101 GENERAL FUND  
 35 LIBRARY DEPARTMENT  
 15 SANTO NIÑO BRANCH

**MISSION**

The mission of the Santo Nino Branch is to improve the quality of life of South Webb County citizens by providing resources and services to meet their informational, educational, professional, and recreational needs.

**OBJECTIVES & PLANNED ACCOMPLISHMENTS**

- Promote literacy in preschoolers, children, young adults and adults and the use of library resources and services by increasing library patrons served and the number of materials available by 1%.
- Implement a questionnaire developed by the Laredo Public Library to measure Library service quality.
- Support the Library Department's goal to meet and exceed the Basic standards set by the Joint Texas State Library and Archives Commission (TSLAC)/Texas Library Association (TLA) Task Force on Public Library Standards and Accreditation and to strive to meet the Enhanced and Comprehensive standards.

**EXPENDITURES**

	ACTUAL 09-10	ACTUAL 10-11	AMENDED 11-12	ESTIMATED 11-12	PROPOSED 12-13
Personnel Services	220,914	174,173	212,095	153,944	328,119
Materials & Supplies	-	35,960	134,523	249,386	109,916
Contractual Services	18,343	11,537	113,612	16,529	121,432
<b>Total</b>	239,257	221,670	460,230	419,859	559,467

**PERSONNEL POSITION LISTING**

DEPT	DIV	AUTH #	POSITION NO.	GRADE	POSITION TITLE	12-13 PROPOSED ANNUAL RATE
35	15	260	20250	R23	CLERK I	19,323
35	15	45	81966	R24	BUILDING MAINTENANCE WORKER	24,315
35	15	28	61139	R25	LIBRARY TECHNICIAN I	4,638
35	15	22	40262	R27	COMPUTER OPERATOR	33,571
35	15	4	65002	R27	LIBRARY TECHNICIAN II	24,586
35	15	7	65004	R31	CIRCULATION SUPERVISOR	31,699
35	15	1	15008	R38	OUTREACH SERVICES MANAGER	44,304
35	15	31	80288	R23	CUSTODIAN	-
35	15	72	80288	R23	CUSTODIAN	-
35	15	6	31138	R34	LIBRARIAN II	-
35	15	28	61139	R25	LIBRARY TECHNICIAN I	-
<b>TOTAL COUNT</b>			<b>11</b>		<b>TOTAL SALARIES</b>	<b>187,454</b>

FUND NUMBER  
 DEPARTMENT NUMBER  
 DIVISION NUMBER

101 GENERAL FUND  
 35 LIBRARY DEPARTMENT  
 15 SANTO NIÑO BRANCH

PERFORMANCE MEASURES

	ACTUAL 09-10	ACTUAL 10-11	ESTIMATED 11-12	PROPOSED 12-13
<b>Workload Measures</b>				
<i>Inputs</i>				
Full-time Equivalents (FTE)	5	5	5	10
Library Materials Budget	N/A	35,960	77,471	81,129
Total Program Budget	239,257	221,670	419,859	559,467
<i>Outputs</i>				
Patrons Served	N/A**	N/A**	N/A**	32,644
Total number of visitors	N/A**	N/A**	N/A**	25,000
Library materials added	N/A**	N/A**	N/A**	35,000
Total library materials available for use	N/A**	N/A**	N/A**	40,000
<b>Efficiency Measures</b>				
Cost per patron served	N/A**	N/A**	N/A**	\$17.13
Patrons served per FTE	N/A**	N/A**	N/A**	3,264
Cost of library materials added	N/A**	N/A**	N/A**	\$25.00
<b>Effectiveness Measures</b>				
% of TSLAC/TLA Basic standards attained	N/A**	N/A**	N/A**	100
% change in patrons served	N/A**	N/A**	N/A**	100
% change in materials available for use	N/A**	N/A**	N/A**	100

\*\* Branch closed since 2008

FUND NUMBER

101 GENERAL FUND

DEPARTMENT NUMBER

35 LIBRARY DEPARTMENT

DIVISION NUMBER

20 BRUNI PLAZA BRANCH

**MISSION**

The mission of the Bruni Plaza Branch is to improve the quality of life of citizens residing in the Laredo downtown area by providing resources and services to meet their informational, educational, professional, and recreational needs.

**OBJECTIVES & PLANNED ACCOMPLISHMENTS**

- Promote literacy in preschoolers, children, young adults and adults and the use of library resources and services by increasing library patrons served and the number of materials available by 1%.
- Implement a questionnaire developed by the Laredo Public Library to measure Library service quality.
- Support the Library Department’s goal to meet and exceed the Basic standards set by the Joint Texas State Library and Archives Commission (TSLAC)/Texas Library Association (TLA) Task Force on Public Library Standards and Accreditation and to strive to meet the Enhanced and Comprehensive standards.

**EXPENDITURES**

	<b>ACTUAL 09-10</b>	<b>ACTUAL 10-11</b>	<b>AMENDED 11-12</b>	<b>ESTIMATED 11-12</b>	<b>PROPOSED 12-13</b>
Personnel Services	68,013	70,821	73,508	72,434	77,301
Materials & Supplies	19,365	16,897	20,676	20,676	23,074
Contractual Services	24,050	18,970	25,806	25,854	27,465
<b>Total</b>	111,428	106,688	119,990	118,964	127,840

**PERSONNEL POSITION LISTING**

<b>DEPT</b>	<b>DIV</b>	<b>AUTH #</b>	<b>POSITION NO.</b>	<b>GRADE</b>	<b>POSITION TITLE</b>	<b>12-13 PROPOSED ANNUAL RATE</b>
35	20	67	20250	R23	CLERK I	19,906
35	20	2	65004	R31	CIRCULATION SUPERVISOR	30,722
<b>TOTAL COUNT</b>			<b>2</b>		<b>TOTAL SALARIES</b>	<b>50,627</b>

FUND NUMBER  
DEPARTMENT NUMBER  
DIVISION NUMBER

101 GENERAL FUND  
35 LIBRARY DEPARTMENT  
20 BRUNI PLAZA BRANCH

PERFORMANCE MEASURES

	ACTUAL 09-10	ACTUAL 10-11	ESTIMATED 11-12	PROPOSED 12-13
<b>Workload Measures</b>				
<i>Inputs</i>				
Full-time equivalent (FTE)	2.17	2.5	2	2
Library Materials Budget	16,890	15,527	18,070	18,070
Total Program Budget	111,428	106,688	118,964	127,840
<i>Outputs</i>				
Patrons served	76,802	77,620	63,128	63,759
Total number of visitors	43,514	41,001	41,411	41,825
Library materials added	456	1,053	744	751
Total library materials available for use	17,179	18,207	19,243	19,435
<b>Efficiency Measures</b>				
Cost per patron served	1.45	1.37	1.88	2.01
Patrons served per FTE	35,393	31,048	31,564	31,880
Cost of library materials added	\$37.04	\$14.75	\$24.29	\$24.06
<b>Effectiveness Measures</b>				
% change in patrons served	17	1	(19)	1
% change in materials available for use	2	6	6	1



FUND NUMBER	101 GENERAL FUND
DEPARTMENT NUMBER	35 LIBRARY DEPARTMENT
DIVISION NUMBER	25 BOOKMOBILE UNIT

**MISSION**

The mission of the Bookmobile division is to improve the quality of life of citizens residing in Laredo areas without Library services by providing resources and services to meet their informational, educational, professional, and recreational.

**OBJECTIVES & PLANNED ACCOMPLISHMENTS**

- Promote literacy in preschoolers, children, young adults and adults and the use of library resources and services by increasing library patrons served and site visits by 1%.
- Implement a questionnaire developed by the Laredo Public Library to measure Library service quality.
- Support the Library Department’s goal to meet and exceed the Basic standards set by the Joint Texas State Library and Archives Commission (TSLAC)/Texas Library Association (TLA) Task Force on Public Library Standards and Accreditation and to strive to meet the Enhanced and Comprehensive standards.

**EXPENDITURES**

	ACTUAL 09-10	ACTUAL 10-11	AMENDED 11-12	ESTIMATED 11-12	PROPOSED 12-13
Personnel Services	19,709	25,549	39,194	26,443	46,363
Materials & Supplies	7,845	7,352	6,224	4,865	1,153
Contractual Services	6,941	7,159	6,541	6,541	6,188
<b>Total</b>	34,495	40,060	51,959	37,849	53,704

**PERSONNEL POSITION LISTING**

DEPT	DIV	AUTH #	POSITION NO.	GRADE	POSITION TITLE	12-13 PROPOSED ANNUAL RATE
35	25	7	65004	R31	CIRCULATION SUPERVISOR	26,832
35	25	6	61139	R25	LIBRARIAN TECHNICIAN I (unfunded)	-
<b>TOTAL COUNT</b>			<b>1</b>		<b>TOTAL SALARIES</b>	<b>26,832</b>

FUND NUMBER  
DEPARTMENT NUMBER  
DIVISION NUMBER

101 GENERAL FUND  
35 LIBRARY DEPARTMENT  
25 BOOKMOBILE UNIT

PERFORMANCE MEASURES

	ACTUAL 09-10	ACTUAL 10-11	ESTIMATED 11-12	PROPOSED 12-13
<b>Workload Measures</b>				
Number of Full-time Equivalent (FTE)	.5*	0.67*	0.58*	1
Program Budget	34,495	40,060	37,849	53,770
<b>Outputs</b>				
Site Visits	28	97**	5	12
Number of Patrons served	3,808	2,043	1,415	3,430
<b>Efficiency Measures</b>				
Cost per patron served	\$9.06	\$19.61	\$26.75	\$15.68
Patrons served per FTE	7,616	3,049	1,415	3,430
Cost per site visit	\$1,232	\$635	\$7,570	\$4,481
<b>Effectiveness Measures</b>				
% change in patrons served	(66)	(46)	(31)	142
% change in site visits	(41)	346	(95)	140

\*One position frozen and one filled for only part of the year

\*\*Count is for both Bookmobile and Cyber mobile; Bookmobile no longer in service

**CITY OF LAREDO, TEXAS  
FRIENDS OF THE LIBRARY  
OPERATING FUND  
FY 2012 - 2013**

	<u>ACTUAL FY 09-10</u>	<u>ACTUAL FY 10-11</u>	<u>ORIGINAL BUDGET FY 11-12</u>	<u>AMENDED BUDGET FY 11-12</u>	<u>TOTAL ESTIMATE FY 11-12</u>	<u>PROPOSED BUDGET FY 12-13</u>
<b>OPENING BALANCE</b>	<b>\$135,975</b>	<b>\$130,681</b>	<b>\$515,196</b>	<b>\$113,653</b>	<b>\$113,653</b>	<b>\$108,349</b>
<b>REVENUES</b>						
Intergovernmental Revenue	89,141	331,830	114,920	425,942	50,520	98,000
Charges for Services	2,331	0	0	0	0	0
Rents, Royalties and Interest	1,065	629	400	400	400	400
Reimburse and Miscellaneous	235	100	219,033	219,033	219,024	250,000
Other Financing Sources	49,076	0	0	0	0	0
<b>TOTAL REVENUES</b>	<b>141,848</b>	<b>332,560</b>	<b>334,353</b>	<b>645,375</b>	<b>269,944</b>	<b>348,400</b>
<b>TOTAL AVAILABLE</b>	<b>277,823</b>	<b>463,241</b>	<b>849,549</b>	<b>759,028</b>	<b>383,597</b>	<b>456,749</b>
<b>EXPENDITURES</b>						
<b>FRIENDS OF THE LIBRARY</b>						
Materials and Supplies	0	0	189,033	0	0	0
Contractual Services	4,164	228	0	0	0	0
Other Charges	0	0	30,000	219,033	219,033	250,000
<b>TOTAL FRIENDS OF THE LIBRARY</b>	<b>4,164</b>	<b>228</b>	<b>219,033</b>	<b>219,033</b>	<b>219,033</b>	<b>250,000</b>
<b>FOTL-LOAN STAR LIB GRANT</b>						
Materials and Supplies	42,022	26,437	0	0	0	0
Contractual Services	3,499	8,491	0	0	0	0
<b>TOTAL FOTL-LOAN STAR LIB GRANT</b>	<b>45,521</b>	<b>34,928</b>	<b>0</b>	<b>0</b>	<b>0</b>	<b>0</b>
<b>FCC-UNIVRSL E-RATE RD12</b>						
Contractual Services	94,719	241,234	0	146	146	0
<b>TOTAL FCC-UNIVRSL E-RATE RD12</b>	<b>94,719</b>	<b>241,234</b>	<b>0</b>	<b>146</b>	<b>146</b>	<b>0</b>
<b>FCC-UNIVERSAL E-RATE RD13</b>						
Contractual Services	2,738	73,198	368,188	368,880	819	0
<b>TOTAL FCC-UNIVERSAL E-RATE RD13</b>	<b>2,738</b>	<b>73,198</b>	<b>368,188</b>	<b>368,880</b>	<b>819</b>	<b>0</b>

**CITY OF LAREDO, TEXAS  
FRIENDS OF THE LIBRARY  
OPERATING FUND  
FY 2012 - 2013**

	<u>ACTUAL FY 09-10</u>	<u>ACTUAL FY 10-11</u>	<u>ORIGINAL BUDGET FY 11-12</u>	<u>AMENDED BUDGET FY 11-12</u>	<u>TOTAL ESTIMATE FY 11-12</u>	<u>PROPOSED BUDGET FY 12-13</u>
<b>FCC-UNIVERSAL E-RATE RD14</b>						
Contractual Services	0	0	98,414	98,414	55,250	0
<b>TOTAL FCC-UNIVERSAL E-RATE RD14</b>	<b>0</b>	<b>0</b>	<b>98,414</b>	<b>98,414</b>	<b>55,250</b>	<b>0</b>
<b>FCC-UNIVERSAL E-RATE RD15</b>						
Contractual Services	0	0	0	0	0	107,873
<b>TOTAL FCC-UNIVERSAL E-RATE RD15</b>	<b>0</b>	<b>0</b>	<b>0</b>	<b>0</b>	<b>0</b>	<b>107,873</b>
<b>TOTAL EXPENDITURES</b>	<b>147,142</b>	<b>349,588</b>	<b>685,635</b>	<b>686,473</b>	<b>275,248</b>	<b>357,873</b>
<b>CLOSING BALANCE</b>	<b>\$130,681</b>	<b>\$113,653</b>	<b>\$163,914</b>	<b>\$72,555</b>	<b>\$108,349</b>	<b>\$98,876</b>

**CITY OF LAREDO, TEXAS  
CANSECO ENDOWEMENT  
OPERATING FUND  
FY 2012 - 2013**

	<u>ACTUAL FY 09-10</u>	<u>ACTUAL FY 10-11</u>	<u>ORIGINAL BUDGET FY 11-12</u>	<u>AMENDED BUDGET FY 11-12</u>	<u>TOTAL ESTIMATE FY 11-12</u>	<u>PROPOSED BUDGET FY 12-13</u>
<b>OPENING BALANCE</b>	\$21,635	\$22,080	\$19,880	\$22,365	\$22,365	\$22,615
<b>REVENUES</b>						
Rents, Royalties and Interest	445	286	250	250	250	200
<b>TOTAL REVENUES</b>	<b>445</b>	<b>286</b>	<b>250</b>	<b>250</b>	<b>250</b>	<b>200</b>
<b>TOTAL AVAILABLE</b>	<b>22,080</b>	<b>22,365</b>	<b>20,130</b>	<b>22,615</b>	<b>22,615</b>	<b>22,815</b>
<b>EXPENDITURES</b>						
<b>CANSECO ENDOWMENT</b>						
Materials and Supplies	0	0	500	500	0	500
Contractual Services	0	0	2,000	2,000	0	2,000
<b>TOTAL CANSECO ENDOWMENT</b>	<b>0</b>	<b>0</b>	<b>2,500</b>	<b>2,500</b>	<b>0</b>	<b>2,500</b>
<b>TOTAL EXPENDITURES</b>	<b>0</b>	<b>0</b>	<b>2,500</b>	<b>2,500</b>	<b>0</b>	<b>2,500</b>
<b>CLOSING BALANCE</b>	<b>\$22,080</b>	<b>\$22,365</b>	<b>\$17,630</b>	<b>\$20,115</b>	<b>\$22,615</b>	<b>\$20,315</b>

**Mayor and City Council**

**CITY OF LAREDO, TEXAS  
GENERAL FUND SUMMARY  
EXPENDITURES  
FY 2012-2013**

EXPENDITURES	ACTUAL FY 09-10	ACTUAL FY 10-11	ORIGINAL BUDGET FY 11-12	AMENDED BUDGET FY 11-12	TOTAL ESTIMATE FY 11-12	PROPOSED BUDGET FY 12-13
--------------	--------------------	--------------------	--------------------------------	-------------------------------	-------------------------------	--------------------------------

**GENERAL GOVERNMENT**

**Mayor and City Council**

Personnel Services	177,062	184,034	208,897	208,897	174,901	215,927
Materials and Supplies	62,263	100,171	85,416	57,939	57,939	31,416
Contractual Services	469,516	462,859	439,157	471,497	471,497	495,866
<b>Total Mayor and City Council</b>	<b>708,841</b>	<b>747,064</b>	<b>733,470</b>	<b>738,333</b>	<b>704,337</b>	<b>743,209</b>

**City of Laredo, Texas  
Mayor and City Council  
Major Fund Changes  
FY2012 - 2013**

**EXPENDITURES**

Personnel (due to new employees hired at above entry level rates, reclassifications, changes to benefits, etc.)	\$ 7,030
Inet Charges	<u>2,709</u>
<b>Total Proposed Change from FY2012 to FY2013</b>	<b><u><u>\$9,739</u></u></b>



FUND NUMBER  
DEPARTMENT NUMBER  
DIVISION NUMBER

101 GENERAL FUND  
11 MAYOR AND CITY COUNCIL  
00 - 09 MAYOR AND CITY COUNCIL

**MISSION**

Provide political leadership with a focus on job creation, economic diversity, international trade, and advocacy at local, state, federal, and international levels.

**OBJECTIVES & PLANNED ACCOMPLISHMENTS**

- Maintain and enhance the City’s competitiveness in global markets.
- Provide safe streets through improving infrastructure, expanding community oriented policing program, and increasing citizen participation
- Ensure strong neighborhoods through the development of neighborhood revitalization programs.
- Develop binational programs and relationships.
- Serve as an advocate for local, state, federal and international issues.

**EXPENDITURES**

	<b>ACTUAL 09-10</b>	<b>ACTUAL 10-11</b>	<b>AMENDED 11-12</b>	<b>ESTIMATED 11-12</b>	<b>PROPOSED 12-13</b>
Personnel Services	177,065	184,034	208,897	174,901	215,927
Materials & Supplies	62,263	100,176	57,939	57,939	31,416
Contractual Services	469,518	462,860	471,497	471,497	495,866
<b>Total</b>	<b>708,846</b>	<b>747,070</b>	<b>738,333</b>	<b>704,337</b>	<b>743,209</b>

**PERSONNEL POSITION LISTING**

<b>DEPT</b>	<b>DIV</b>	<b>AUTH #</b>	<b>POSITION NO.</b>	<b>GRADE</b>	<b>POSITION TITLE</b>	<b>12-13 PROPOSED ANNUAL RATE</b>
11	00	1	20019	R29	ADMINISTRATIVE INTERN	20,800
11	00	2	20019	R29	ADMINISTRATIVE INTERN	10,400
11	00	3	20019	R29	ADMINISTRATIVE INTERN	10,400
11	03	4	10261	65	COUNCIL MEMBER	12,000
11	04	13	10261	65	COUNCIL MEMBER	12,000
11	05	17	10261	65	COUNCIL MEMBER	12,000
11	06	15	10261	65	COUNCIL MEMBER	12,000
11	07	12	10261	65	COUNCIL MEMBER	12,000
11	08	14	10261	65	COUNCIL MEMBER	12,000
11	09	18	11203	65	MAYOR	36,000
<b>TOTAL COUNT</b>			<b>10</b>		<b>TOTAL SALARIES</b>	<b>149,600</b>

**Municipal Court**

**CITY OF LAREDO, TEXAS  
GENERAL FUND SUMMARY  
EXPENDITURES  
FY 2012-2013**

<b>EXPENDITURES</b>	<b>ACTUAL FY 09-10</b>	<b>ACTUAL FY 10-11</b>	<b>ORIGINAL BUDGET FY 11-12</b>	<b>AMENDED BUDGET FY 11-12</b>	<b>TOTAL ESTIMATE FY 11-12</b>	<b>PROPOSED BUDGET FY 12-13</b>
<b>Municipal Court</b>						
Personnel Services	1,022,623	1,059,041	1,141,900	1,141,900	1,048,401	1,190,026
Materials and Supplies	21,664	32,860	21,661	24,412	23,472	20,661
Contractual Services	216,299	224,724	223,802	244,521	238,030	238,215
Other Charges	442	741	117,442	110,241	10	965
Capital Outlay	5,500	7,995	-	14,400	14,400	-
Total Municipal Court	1,266,528	1,325,361	1,504,805	1,535,474	1,324,313	1,449,867

**City of Laredo, Texas  
Municipal Court  
Major Fund Changes  
FY 2012 - 2013**

**EXPENDITURES**

Personnel (due to new employees hired at above entry level rates, reclassifications, changes to benefits, etc.)	\$ 48,126
Database Services Contract	10,000
Utilities - Water	997
Inet Charges	(1,244)
Rental of Building	1,118
Reserve (offset by Technology and Security Fee Revenues)	(10,895)
Operational Line Items decrease	<u>(103,040)</u>
<b>Total Net Change from FY2012 to FY2013</b>	<b><u>\$ (54,938)</u></b>

FUND NUMBER  
DEPARTMENT NUMBER  
DIVISION NUMBER

101 GENERAL FUND  
14 MUNICIPAL COURT  
00 COURT

**MISSION**

Provide a forum for a fair and impartial trial and disposition of all City ordinance violations and State Law Class C misdemeanor violations and do so as expeditiously as possible without adversely affecting the quality of justice.

**OBJECTIVES & PLANNED ACCOMPLISHMENTS**

- Supplement the process of improving the efficiency of court operations by maximizing the use of all available technology designed to increase productivity without increasing full time equivalents.
- Install and implement automated court notification module for in-house court collection program use.
- Install and full implementation of import hand help processing module for electronic importing of citation from Police Department.

**EXPENDITURES**

	<b>ACTUAL 09-10</b>	<b>ACTUAL 10-11</b>	<b>AMENDED 11-12</b>	<b>ESTIMATED 11-12</b>	<b>PROPOSED 12-13</b>
Personnel Services	1,022,624	1,059,041	1,141,900	1,048,401	1,190,026
Materials & Supplies	21,664	32,860	24,412	23,472	20,661
Contractual Services	216,300	224,725	244,521	238,030	238,215
Other Charges	442	742	110,241	10	965
Capital Outlay	5,500	7,995	14,400	14,400	-
<b>Total</b>	<b>1,266,530</b>	<b>1,325,363</b>	<b>1,535,474</b>	<b>1,324,313</b>	<b>1,449,867</b>

**PERSONNEL POSITION LISTING**

<b>DEPT</b>	<b>DIV</b>	<b>AUTH #</b>	<b>POSITION NO.</b>	<b>GRADE</b>	<b>POSITION TITLE</b>	<b>12-13 PROPOSED ANNUAL RATE</b>
14	00	1	11889	18	SUBSTITUTE JUDGE	26,000
14	00	2	11889	18	SUBSTITUTE JUDGE	26,000
14	00	4	11289	19	MUNICIPAL COURT JUDGE	100,006
14	00	124	80288	R23	CUSTODIAN	21,632
14	00	2	20253	R27	ASSISTANT COURT CLERK	26,333
14	00	3	20253	R27	ASSISTANT COURT CLERK	38,147
14	00	4	20253	R27	ASSISTANT COURT CLERK	31,491
14	00	5	20253	R27	ASSISTANT COURT CLERK	39,728
14	00	9	20253	R27	ASSISTANT COURT CLERK	35,922
14	00	10	20253	R27	ASSISTANT COURT CLERK	30,222
14	00	11	20253	R27	ASSISTANT COURT CLERK	28,496
14	00	12	20253	R27	ASSISTANT COURT CLERK	23,941
14	00	13	20253	R27	ASSISTANT COURT CLERK	30,222
14	00	14	20253	R27	ASSISTANT COURT CLERK	26,083

FUND NUMBER  
DEPARTMENT NUMBER  
DIVISION NUMBER

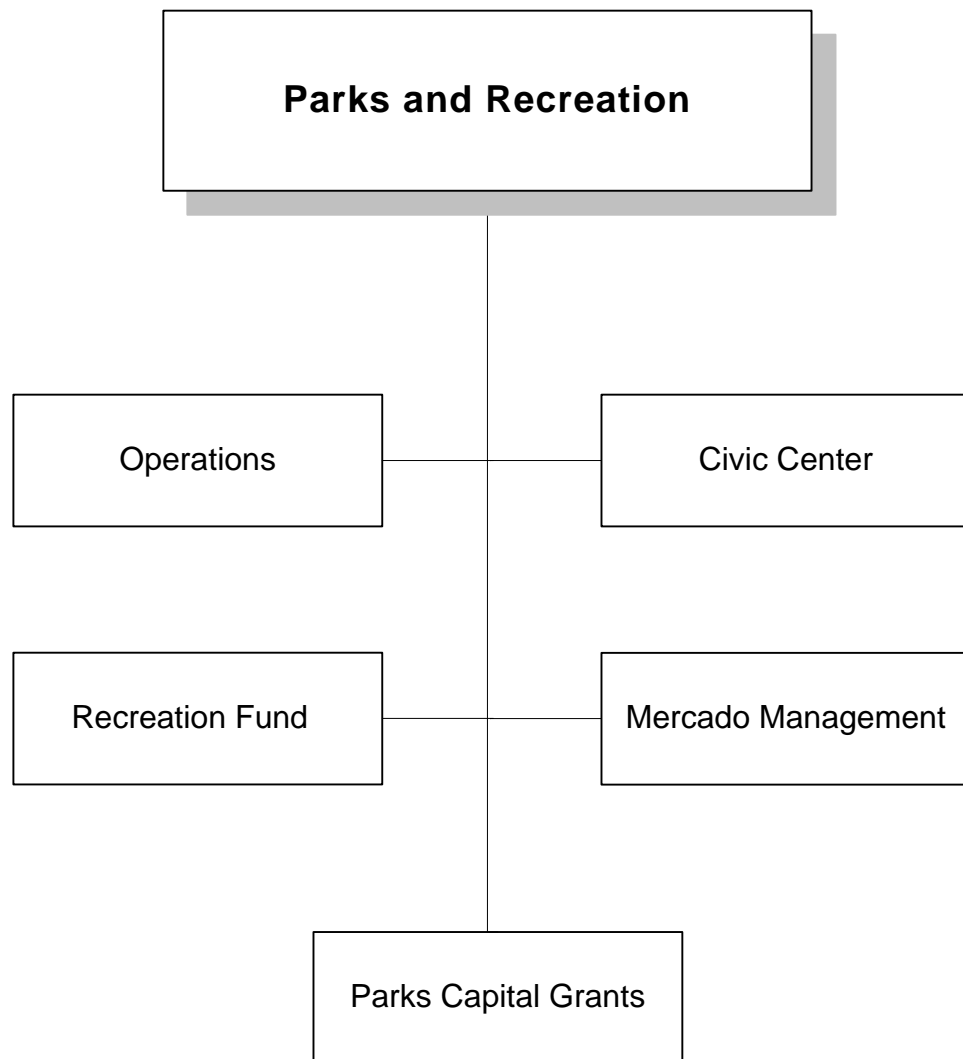
101 GENERAL FUND  
14 MUNICIPAL COURT  
00 COURT

PERSONNEL POSITION LISTING - CONTINUED

DEPT	DIV	AUTH #	POSITION NO.	GRADE	POSITION TITLE	12-13 PROPOSED ANNUAL RATE
14	00	15	20253	R27	ASSISTANT COURT CLERK	23,026
14	00	16	20253	R27	ASSISTANT COURT CLERK	23,026
14	00	17	20253	R27	ASSISTANT COURT CLERK	23,026
14	00	18	20253	R27	ASSISTANT COURT CLERK	23,712
14	00	125	20253	R27	ASSISTANT COURT CLERK	24,211
14	00	130	20253	R27	ASSISTANT COURT CLERK	22,131
14	00	127	20267	R32	MUNICIPAL COURT BAILIFF	38,002
14	00	2	15044	R37	DEPUTY MUN. COURT CLERK II	55,453
14	00	1	11288	R43	MUNICIPAL COURT CLERK	107,120
14	00	1	20072	R32	DEPUTY MUNICIPAL COURT CLERK (unfunded)	-
<b>TOTAL COUNT</b>			<b>24</b>		<b>TOTAL SALARIES</b>	<b>823,930</b>

PERFORMANCE MEASURES

	ACTUAL 09-10	ACTUAL 10-11	ESTIMATED 11-12	ADOPTED 12-13
<b>Workload Measures</b>				
<i>Inputs</i>				
Number of full-time equivalent employees (FTE)	21.5	22.5	22.5	22.5
<i>Outputs</i>				
Total revenues collected	3,230,555	3,248,990	3,142,728	3,257,335
Number of cases filed	65,392	51,482	54,600	59,000
Number of cases disposed	69,956	70,656	68,000	68,500
Number of cases paid	30,557	32,800	30,664	30,500
Number of notices mailed	109,974	89,043	87,038	89,000
<b>Efficiency Measures</b>				
Revenue produced per employee	150,258	144,400	139,677	144,770
Number of cases filed per employee	3,041	2,288	2,427	2,622
Number of cases disposed per employee	3,254	3,140	3,022	3,044
<b>Effectiveness Measures</b>				
% of cases disposed vs. filed	107%	138%	125%	117%
Average fine per case paid	\$105.73	\$99.06	\$102.49	\$106.80



**CITY OF LAREDO, TEXAS  
GENERAL FUND SUMMARY  
EXPENDITURES  
FY 2012-2013**

EXPENDITURES	ACTUAL FY 09-10	ACTUAL FY 10-11	ORIGINAL BUDGET FY 11-12	AMENDED BUDGET FY 11-12	TOTAL ESTIMATE FY 11-12	PROPOSED BUDGET FY 12-13
<b>Parks and Leisure</b>						
Parks Administration						
Personnel Services	369,568	421,197	340,921	341,134	348,085	225,600
Materials and Supplies	15,514	8,305	18,086	18,180	15,232	18,510
Contractual Services	45,540	39,586	31,849	35,060	28,810	43,662
Subtotal Parks Administration	430,622	469,088	390,856	394,374	392,127	287,772
Parks Maintenance						
Personnel Services	2,443,484	2,655,837	3,250,736	3,109,184	2,769,241	2,721,601
Materials and Supplies	486,979	451,647	578,427	626,157	667,085	556,758
Contractual Services	1,385,614	1,537,863	1,724,086	1,888,963	2,055,382	1,458,436
Capital Outlay	-	5,615	-	95,568	101,183	-
Subtotal Parks Maintenance	4,316,077	4,650,962	5,553,249	5,719,872	5,592,891	4,736,795
Construction						
Personnel Services	-	-	-	-	-	662,785
Materials and Supplies	-	-	-	-	-	152,239
Contractual Services	-	-	-	-	-	499,061
Subtotal Construction	-	-	-	-	-	1,314,085
Recreation						
Personnel Services	681,779	689,437	513,741	513,741	463,253	365,404
Materials and Supplies	93,324	93,013	124,017	113,000	106,660	128,015
Contractual Services	53,171	55,406	37,005	39,646	39,646	35,988
Other Charges	58	20	-	-	-	-
Subtotal Recreation	828,332	837,876	674,763	666,387	609,559	529,407
Recreation Centers						
Personnel Services	1,241,445	1,268,409	1,518,026	1,518,026	1,515,260	2,087,261
Materials and Supplies	164,536	168,309	254,793	266,304	249,658	250,998
Contractual Services	320,274	365,925	477,987	509,108	517,526	522,752
Other Charges	-	-	440,500	440,500	440,500	320,000
Capital Outlay	-	467	-	5,994	5,994	-
Debt Service	27,291	-	27,290	27,290	27,290	27,290
Subtotal Recreation Centers	1,753,546	1,803,110	2,718,596	2,767,222	2,756,228	3,208,301
Cemetery						
Personnel Services	226,740	221,759	262,768	262,768	236,924	278,840
Materials and Supplies	26,313	31,029	33,457	37,496	41,261	38,870
Contractual Services	43,250	45,760	48,898	48,277	49,898	56,499
Other Charges	-	-	-	1,100	-	-
Capital Outlay	10,518	-	-	-	-	-
Subtotal Cemetery	306,821	298,548	345,123	349,641	328,083	374,209



**CITY OF LAREDO, TEXAS  
GENERAL FUND SUMMARY  
EXPENDITURES  
FY 2012-2013**

<b>EXPENDITURES</b>	<b>ACTUAL FY 09-10</b>	<b>ACTUAL FY 10-11</b>	<b>ORIGINAL BUDGET FY 11-12</b>	<b>AMENDED BUDGET FY 11-12</b>	<b>TOTAL ESTIMATE FY 11-12</b>	<b>PROPOSED BUDGET FY 12-13</b>
Other						
Contractual Services	13,888	-	-	-	-	-
Subtotal Other	13,888	-	-	-	-	-
Total Parks and Leisure	7,649,286	8,059,584	9,682,587	9,897,496	9,678,888	10,450,569

**City of Laredo, Texas  
Parks and Leisure Services Department  
Major Fund Changes  
FY2012 - 2013**

**EXPENDITURES**

Personnel (due to new employees hired at above entry level rates, reclassifications, changes to benefits, etc.)	\$ 167,139
Transfer 60 percent of Parks and Recreation Director salary	(80,399)
Transfer 40 percent of Assistant Parks and Recreation Director salary	35,185
Fund Five (5) Groundskeepers previously unfunded	168,685
Fund Two (2) Crew Leaders previously unfunded	77,844
Add One (1) Seasonal Playground Leader and Sixteen (16) Seasonal Playground Assistants	86,845
Motor fuel	(9,026)
Vehicle Maintenance	57,310
Inet Charges	8,541
800 MHz Radio Communications	4,097
Utilities	58,750
Contract Labor for Groundskeepers	135,623
Repairs to Building and Improvements	57,388
	<hr/>
<b>Total Net Change from FY2012 to FY2013</b>	<b><u><u>\$ 767,982</u></u></b>

CITY OF LAREDO  
DEPARTMENT REQUESTS  
PARKS AND LEISURE SERVICES  
FY 2012-2013

PERSONNEL REQUESTS

Division	Title	Grd.	New	Del	Estimated Salary	Approved Yes/ No
Recreation Centers	Playground Assistant (Seasonal)	R23	4.05		\$ 69,968	Yes
	Playground Leader (Seasonal)	R24	0.22		4,681	Yes
	Total		4.27		\$ 74,649	

CAPITAL OUTLAY REQUESTS

Division	Description	Amount	Approved Yes/ No
Maintenance	Automotive		
	Eight John Deer riding mowers	\$ 88,000	Yes
	Six -Full size extended cab trucks plus accessories	180,000	Yes
	One Full size regular cab trucks-short bed plus acc.	17,000	Yes
	Two Pneumatic Rollers	20,000	Yes
	Bobcat steer loader with attachments	14,580	Yes
	Two Back-holes with extended boom	190,000	Yes
	Two vans 3/4 Ton with utility shelves	39,000	Yes
	Total	\$ 548,580	

FUND NUMBER

101 GENERAL FUND

DEPARTMENT NUMBER

31 PARKS & LEISURE SERVICES

DIVISION NUMBER

10 ADMINISTRATION

**MISSION**

To provide administrative oversight and support in the proper planning, development and rehabilitation of the parks and recreation system as outlined in the Parks, Recreation and Open Space Master Plan and the City's adopted Capital Improvement Projects Plan in order to enhance the quality of life of the citizens of Laredo.

**OBJECTIVES & PLANNED ACCOMPLISHMENTS**

- To manage the design and development of ten (10) Capital Improvement Projects.
- To develop a non-profit agency to assist in the solicitation of charitable donations and facilitate the submittal of grant applications.
- To submit a minimum of three (3) grant applications to state and federal agencies or other available funding sources
- To become certified as Playground Safety Inspectors (CPSI) through the National Recreation and Park Association (NRPA).

**EXPENDITURES**

	<b>ACTUAL 09-10</b>	<b>ACTUAL 10-11</b>	<b>AMENDED 11-12</b>	<b>ESTIMATED 11-12</b>	<b>PROPOSED 12-13</b>
Personnel Services	369,568	421,197	341,134	348,085	225,600
Materials & Supplies	15,515	8,305	18,180	15,232	18,510
Contractual Services	45,540	39,585	35,060	28,810	43,662
<b>Total</b>	<b>430,623</b>	<b>469,087</b>	<b>394,374</b>	<b>392,127</b>	<b>287,772</b>

**PERSONNEL POSITION LISTING**

<b>DEPT</b>	<b>DIV</b>	<b>AUTH #</b>	<b>POSITION NO.</b>	<b>GRADE</b>	<b>POSITION TITLE</b>	<b>12-13 PROPOSED ANNUAL RATE</b>
31	10	282	20250	R23	CLERK I	23,296
31	10	92	20011	R28	CLERK IV	33,717
31	10	34	20014	R32	ADMINISTRATIVE ASSISTANT I	34,466
31	10	13	15055	R41	ASS'T PARKS & LEISURE SVCS DIR (40%)	35,505
31	10	1	10416	R43	PARKS AND LEISURE SVCS. DIR. (40%)	60,116
<b>TOTAL COUNT</b>			<b>5</b>		<b>TOTAL SALARIES</b>	<b>187,099</b>

FUND NUMBER

101 GENERAL FUND

DEPARTMENT NUMBER

31 PARKS & LEISURE SERVICES

DIVISION NUMBER

15 PARKS MAINTENANCE

**MISSION**

To enhance the quality of life in our City's neighborhoods by providing efficient and effective maintenance of all parks, plazas and recreational facilities.

**OBJECTIVES & PLANNED ACCOMPLISHMENTS**

- To provide citizens with park facilities that are well maintained, physically attractive, safe and accessible.
- To properly maintain approximately one hundred and twenty (120) additional acreage.
- To enhance the physical attractiveness of Laredo by developing new parks and improve existing ones to include Haynes Recreation Center, and El Eden Recreation Center.
- To minimize vandalism in some problem area parks by providing adequate surveillance monitoring and other security measures including the further utilization of our anti-vandalism campaign.
- Assist in the maintenance of other public areas such as Municipal Court, Police and Bridge Department through inter department contracts.

**EXPENDITURES**

	<b>ACTUAL 09-10</b>	<b>ACTUAL 10-11</b>	<b>AMENDED 11-12</b>	<b>ESTIMATED 11-12</b>	<b>PROPOSED 12-13</b>
Personnel Services	2,443,485	2,655,837	3,109,184	2,769,241	3,144,548
Materials & Supplies	486,979	451,647	626,157	667,085	708,997
Contractual Services	1,385,617	1,537,863	1,888,963	2,055,382	2,126,182
Capital Outlay	-	5,615	95,568	101,183	-
<b>Total</b>	<b>4,316,081</b>	<b>4,650,962</b>	<b>5,719,872</b>	<b>5,592,891</b>	<b>5,979,727</b>

**PERSONNEL POSITION LISTING**

<b>DEPT</b>	<b>DIV</b>	<b>AUTH #</b>	<b>POSITION NO.</b>	<b>GRADE</b>	<b>POSITION TITLE</b>	<b>12-13 PROPOSED ANNUAL RATE</b>
31	15	77	80666	R23	GROUNDSKEEPER	22,568
31	15	78	80666	R23	GROUNDSKEEPER	18,762
31	15	79	80666	R23	GROUNDSKEEPER	18,054
31	15	80	80666	R23	GROUNDSKEEPER	17,701
31	15	81	80666	R23	GROUNDSKEEPER	18,054
31	15	82	80666	R23	GROUNDSKEEPER	19,323
31	15	83	80666	R23	GROUNDSKEEPER	18,054
31	15	85	80666	R23	GROUNDSKEEPER	17,701
31	15	86	80666	R23	GROUNDSKEEPER	17,701
31	15	87	80666	R23	GROUNDSKEEPER	18,762
31	15	88	80666	R23	GROUNDSKEEPER	20,114
31	15	89	80666	R23	GROUNDSKEEPER	18,408

FUND NUMBER  
DEPARTMENT NUMBER  
DIVISION NUMBER

101 GENERAL FUND  
31 PARKS & LEISURE SERVICES  
15 PARKS MAINTENANCE

PERSONNEL POSITION LISTING - CONTINUED

DEPT	DIV	AUTH #	POSITION NO.	GRADE	POSITION TITLE	12-13 PROPOSED ANNUAL RATE
31	15	90	80666	R23	GROUNDSKEEPER	18,054
31	15	91	80666	R23	GROUNDSKEEPER	24,232
31	15	93	80666	R23	GROUNDSKEEPER	22,526
31	15	94	80666	R23	GROUNDSKEEPER	17,701
31	15	95	80666	R23	GROUNDSKEEPER	17,181
31	15	96	80666	R23	GROUNDSKEEPER	23,546
31	15	98	80666	R23	GROUNDSKEEPER	32,136
31	15	99	80666	R23	GROUNDSKEEPER	29,765
31	15	101	80666	R23	GROUNDSKEEPER	21,112
31	15	102	80666	R23	GROUNDSKEEPER	18,762
31	15	103	80666	R23	GROUNDSKEEPER	24,731
31	15	104	80666	R23	GROUNDSKEEPER	19,323
31	15	105	80666	R23	GROUNDSKEEPER	24,960
31	15	106	80666	R23	GROUNDSKEEPER	23,192
31	15	109	80666	R23	GROUNDSKEEPER	17,701
31	15	110	80666	R23	GROUNDSKEEPER	17,701
31	15	111	80666	R23	GROUNDSKEEPER	17,181
31	15	114	80666	R23	GROUNDSKEEPER	17,181
31	15	115	80666	R23	GROUNDSKEEPER	18,762
31	15	120	80666	R23	GROUNDSKEEPER	17,701
31	15	250	80666	R23	GROUNDSKEEPER	18,762
31	15	251	80666	R23	GROUNDSKEEPER	17,701
31	15	252	80666	R23	GROUNDSKEEPER	18,762
31	15	253	80666	R23	GROUNDSKEEPER	17,701
31	15	254	80666	R23	GROUNDSKEEPER	18,054
31	15	255	80666	R23	GROUNDSKEEPER	18,762
31	15	10	81966	R24	BUILDING MAINTENANCE WORKER	20,925
31	15	42	81966	R24	BUILDING MAINTENANCE WORKER	28,350
31	15	43	81966	R24	BUILDING MAINTENANCE WORKER	18,034
31	15	97	20013	R27	CLERK III	21,694
31	15	117	70465	R27	HEAVY EQUIPMENT OPERATOR	33,114
31	15	118	70465	R27	HEAVY EQUIPMENT OPERATOR	25,542
31	15	126	70465	R27	HEAVY EQUIPMENT OPERATOR	29,162

FUND NUMBER  
DEPARTMENT NUMBER  
DIVISION NUMBER

101 GENERAL FUND  
31 PARKS & LEISURE SERVICES  
15 PARKS MAINTENANCE

PERSONNEL POSITION LISTING - CONTINUED

DEPT	DIV	AUTH #	POSITION NO.	GRADE	POSITION TITLE	12-13 PROPOSED ANNUAL RATE
31	15	126	70465	R27	HEAVY EQUIPMENT OPERATOR	29,162
31	15	13	80610	R27	PARKS CREW LEADER	26,104
31	15	14	80610	R27	PARKS CREW LEADER	27,144
31	15	16	80610	R27	PARKS CREW LEADER	26,208
31	15	17	80610	R27	PARKS CREW LEADER	27,144
31	15	18	80610	R27	PARKS CREW LEADER	26,083
31	15	19	80610	R27	PARKS CREW LEADER	26,582
31	15	178	80610	R27	PARKS CREW LEADER	21,070
31	15	249	80610	R27	PARKS CREW LEADER	31,907
31	15	265	80610	R27	PARKS CREW LEADER	33,030
31	15	246	70201	R28	CARPENTER	25,397
31	15	17	70221	R28	CEMENT FINISHER	35,901
31	15	19	70221	R28	CEMENT FINISHER	33,966
31	15	5	72221	R28	WELDER	39,104
31	15	97	72202	R29	WAREHOUSE SUPERVISOR	24,128
31	15	269	70014	R31	AIR CONDITIONING MECHANIC	28,184
31	15	5	70188	R34	BUILDING & GROUNDS SUPERVISOR	32,864
31	15	6	70188	R34	BUILDING & GROUNDS SUPERVISOR	41,517
31	15	107	70188	R34	BUILDING & GROUNDS SUPERVISOR	42,245
31	15	2	11503	R37	PARKS SUPERINTENDENT	62,711
31	15	264	80666	R23	GROUNDSKEEPER (UNFUNDED)	-
31	15	266	80666	R23	GROUNDSKEEPER (UNFUNDED)	-
31	15	267	80666	R23	GROUNDSKEEPER (UNFUNDED)	-
31	15	268	80666	R23	GROUNDSKEEPER (UNFUNDED)	-
<b>TOTAL COUNT</b>			<b>71</b>		<b>TOTAL SALARIES</b>	<b>1,672,049</b>

FUND NUMBER  
DEPARTMENT NUMBER  
DIVISION NUMBER

101 GENERAL FUND  
31 PARKS & LEISURE SERVICES  
15 PARKS MAINTENANCE

PERFORMANCE MEASURES

	ACTUAL 09-10	ACTUAL 10-11	ESTIMATED 11-12	PROPOSED 12-13
<b>Workload Measures</b>				
<i>Inputs</i>				
Number of FTE's – groundskeeper	52	52	52	52
Number of FTE's - building maintenance worker	5	5	5	5
<i>Outputs</i>				
Number of dedicated park acres maintained	652.26	652.26	652.26	652.26
Number of open space acres maintained	207.19	207.19	207.19	207.19
Street landscape acres maintained	4	4	4	4
Number of graffiti/vandalism reports and repairs completed	120	120	120	120
Number of picnic and play areas maintained	77	77	77	77
<b>Efficiency Measures</b>				
No. of dedicated park acres maintained per FTE – groundskeeper	12.53	12.53	12.53	12.53
No. of open space acres maintained per FTE – groundskeeper	3.98	3.98	3.98	3.98
Number of graffiti/vandalism reports and repairs completed per FTE - building maintenance worker	.08	.08	.08	.08
<b>Effectiveness Measures</b>				
Average response time (days) for citizen complaints	1	1	1	1



FUND NUMBER

101 GENERAL FUND

DEPARTMENT NUMBER

31 PARKS & LEISURE SERVICES

DIVISION NUMBER

20 AQUATICS

**MISSION**

To meet the diverse social, economical, cultural, and educational needs of the community through the implementation of seasonal and/or year round recreational programs, family activities and special events in order to improve the quality of life of all citizenry of Laredo.

**OBJECTIVES & PLANNED ACCOMPLISHMENTS**

- To diversify the current recreational programming to include at least one additional program for the elderly and physically challenged sectors of our community.
- Increase marketing efforts through media contacts and the utilization of the Public Access Channel as a resource to promote the department's programs.
- Provide one additional instructional class at each pool site during the summer and year round at the Inner City Pool.
- To implement a year round swimming team that will represent the Parks and Leisure Services Department in local and area competitions.
- Increase attendance at the pool sites by at least ten percent by implementing innovative programming and special events.
- Organize at least four cultural evens to take place at the recreation centers or plazas in order to get citizens acquainted with the Parks and Leisure Services Department sites and plazas.

**EXPENDITURES**

	ACTUAL 09-10	ACTUAL 10-11	AMENDED 11-12	ESTIMATED 11-12	PROPOSED 12-13
Personnel Services	681,779	689,437	513,741	463,253	365,404
Materials & Supplies	93,324	93,013	113,000	106,660	128,015
Contractual Services	53,229	55,426	39,646	39,646	35,988
<b>Total</b>	828,332	837,876	666,387	609,559	529,407

**PERSONNEL POSITION LISTING**

DEPT	DIV	AUTH #	POSITION NO.	GRADE	POSITION TITLE	12-13 PROPOSED ANNUAL RATE
31	20	332	25011	R23	CLERK I (SEASONAL)	4,543
31	20	333	25011	R23	CLERK I (SEASONAL)	4,774
31	20	334	25011	R23	CLERK I (SEASONAL)	4,543
31	20	335	25011	R23	CLERK I (SEASONAL)	4,543
31	20	336	25011	R23	CLERK I (SEASONAL)	4,543
31	20	37	61140	R23	LIFEGUARD (SEASONAL)	4,926
31	20	38	61140	R23	LIFEGUARD (SEASONAL)	4,102
31	20	39	61140	R23	LIFEGUARD (SEASONAL)	4,102
31	20	40	61140	R23	LIFEGUARD (SEASONAL)	4,102
31	20	41	61140	R23	LIFEGUARD (SEASONAL)	4,102

FUND NUMBER  
DEPARTMENT NUMBER  
DIVISION NUMBER

101 GENERAL FUND  
31 PARKS & LEISURE SERVICES  
20 AQUATICS

PERSONNEL POSITION LISTING - CONTINUED

DEPT	DIV	AUTH #	POSITION NO.	GRADE	POSITION TITLE	12-13 PROPOSED ANNUAL RATE
31	20	42	61140	R23	LIFEGUARD (SEASONAL)	4,102
31	20	43	61140	R23	LIFEGUARD (SEASONAL)	4,102
31	20	44	61140	R23	LIFEGUARD (SEASONAL)	4,102
31	20	45	61140	R23	LIFEGUARD (SEASONAL)	4,102
31	20	46	61140	R23	LIFEGUARD (SEASONAL)	4,102
31	20	47	61140	R23	LIFEGUARD (SEASONAL)	4,102
31	20	48	61140	R23	LIFEGUARD (SEASONAL)	4,102
31	20	49	61140	R23	LIFEGUARD (SEASONAL)	4,926
31	20	50	61140	R23	LIFEGUARD (SEASONAL)	4,102
31	20	51	61140	R23	LIFEGUARD (SEASONAL)	5,189
31	20	52	61140	R23	LIFEGUARD (SEASONAL)	4,102
31	20	53	61140	R23	LIFEGUARD (SEASONAL)	4,102
31	20	54	61140	R23	LIFEGUARD (SEASONAL)	4,102
31	20	55	61140	R23	LIFEGUARD (SEASONAL)	4,102
31	20	56	61140	R23	LIFEGUARD (SEASONAL)	4,826
31	20	57	61140	R23	LIFEGUARD (SEASONAL)	4,102
31	20	58	61140	R23	LIFEGUARD (SEASONAL)	4,102
31	20	59	61140	R23	LIFEGUARD (SEASONAL)	4,102
31	20	60	61140	R23	LIFEGUARD (SEASONAL)	4,102
31	20	61	61140	R23	LIFEGUARD (SEASONAL)	4,102
31	20	62	61140	R23	LIFEGUARD (SEASONAL)	4,102
31	20	63	61140	R23	LIFEGUARD (SEASONAL)	4,102
31	20	64	61140	R23	LIFEGUARD (SEASONAL)	4,102
31	20	65	61140	R23	LIFEGUARD (SEASONAL)	4,102
31	20	66	61140	R23	LIFEGUARD (SEASONAL)	4,102
31	20	67	61140	R23	LIFEGUARD (SEASONAL)	4,102
31	20	68	61140	R23	LIFEGUARD (SEASONAL)	4,102
31	20	69	61140	R23	LIFEGUARD (SEASONAL)	4,102
31	20	70	61140	R23	LIFEGUARD (SEASONAL)	4,102
31	20	71	61140	R23	LIFEGUARD (SEASONAL)	4,926
31	20	72	61140	R23	LIFEGUARD (SEASONAL)	4,102
31	20	73	61140	R23	LIFEGUARD (SEASONAL)	4,102
31	20	86	61550	R23	PLAYGROUND ASSISTANT(SEASONAL)	4,687
31	20	1	60722	R24	POOL SUPERVISOR (SEASONAL)	4,768

FUND NUMBER  
DEPARTMENT NUMBER  
DIVISION NUMBER

101 GENERAL FUND  
31 PARKS & LEISURE SERVICE  
20 AQUATICS

PERSONNEL POSITION LISTING - CONTINUED

DEPT	DIV	AUTH #	POSITION NO.	GRADE	POSITION TITLE	12-13 PROPOSED ANNUAL RATE
31	20	2	60722	R24	POOL SUPERVISOR (SEASONAL)	4,768
31	20	3	60722	R24	POOL SUPERVISOR (SEASONAL)	4,768
31	20	4	60722	R24	POOL SUPERVISOR (SEASONAL)	5,849
31	20	5	60722	R24	POOL SUPERVISOR (SEASONAL)	4,768
31	20	7	60722	R24	POOL SUPERVISOR (SEASONAL)	4,768
31	20	8	60722	R24	POOL SUPERVISOR (SEASONAL)	4,768
31	20	256	80610	R27	PARKS CREW LEADER	31,221
31	20	1	60011	R28	AQUATIC SUPERVISOR	33,446
31	20	11	80610	R27	PARKS CREW LEADER (UNFUNDED)	-
31	20	74	80666	R23	GROUNDSKEEPER (UNFUNDED)	-
<b>TOTAL COUNT</b>			<b>54</b>		<b>TOTAL SALARIES</b>	<b>282,800</b>

PERFORMANCE MEASURES

	ACTUAL 09-10	ACTUAL 10-11	ESTIMATED 11-12	PROPOSED 12-13
<b>Workload Measures</b>				
<i>Inputs</i>				
Number of full-time equivalent employees (FTE) - building maintenance worker	4	4	4	4
<i>Outputs</i>				
Number of swimming pools maintained	6	6	7	8
Splash parks maintained	6	6	7	8
Number of patrons attending Learn to Swim	1,094	1,094	1,094	1,094
Number of patrons attending year round water aerobics and lap swimming	1,370	1,370	1,370	1,370
Number of adaptive aquatics participants (summer)	32	32	32	32
Number of summer swim team members	189	189	189	189
Number of lifeguards certified	90	90	90	90
Number of customer service calls to Inner City Pool office	30,000	30,000	30,000	30,000
Total number of visitors to pools and splash parks	62,696	62,696	62,696	62,696

FUND NUMBER  
DEPARTMENT NUMBER  
DIVISION NUMBER

101 GENERAL FUND  
31 PARKS & LEISURE SERVICES  
25 RECREATION CENTERS

**OBJECTIVES & PLANNED ACCOMPLISHMENTS**

- Implement at least one new program at each of the recreation centers in order to get the community and at risk youth involved in positive activities.
- Enter into partnership with new entities in order to provide at least one additional educational program at the recreation centers.
- Utilize the resources of the Public Access Channel and media contacts in order to increase participation in the summer camp program by at least five percent.
- Implement an electronic membership card system throughout all recreation centers.
- Expand services to new areas through the construction and implementation of a new recreational center (El Eden).

**EXPENDITURES**

	<b>ACTUAL 09-10</b>	<b>ACTUAL 10-11</b>	<b>AMENDED 11-12</b>	<b>ESTIMATED 11-12</b>	<b>PROPOSED 12-13</b>
Personnel Services	1,241,446	1,268,409	1,518,026	1,515,260	2,087,261
Materials & Supplies	164,536	168,309	266,304	249,658	250,998
Contractual Services	320,274	365,927	509,108	517,526	522,752
Other Charges	-	-	440,500	440,500	320,000
Capital Outlay	-	-	5,994	5,994	-
Debt Service	27,291	467	27,290	27,290	27,290
<b>Total</b>	<b>1,753,547</b>	<b>1,803,112</b>	<b>2,767,222</b>	<b>2,756,228</b>	<b>3,208,301</b>

**PERSONNEL POSITION LISTING**

<b>DEPT</b>	<b>DIV</b>	<b>AUTH #</b>	<b>POSITION NO.</b>	<b>GRADE</b>	<b>POSITION TITLE</b>	<b>12-13 PROPOSED ANNUAL RATE</b>
31	25	80	80288	R23	CUSTODIAN	17,701
31	25	100	80288	R23	CUSTODIAN	19,531
31	25	101	80288	R23	CUSTODIAN	10,754
31	25	127	80288	R23	CUSTODIAN	19,906
31	25	138	80288	R23	CUSTODIAN	25,272
31	25	139	80288	R23	CUSTODIAN	21,112
31	25	147	80288	R23	CUSTODIAN	20,114
31	25	150	80288	R23	CUSTODIAN	17,701
31	25	517	80288	R23	CUSTODIAN	17,181
31	25	518	80288	R23	CUSTODIAN	17,181
31	25	39	61550	R23	PLAYGROUND ASSISTANT(SEASONAL)	4,460
31	25	53	61550	R23	PLAYGROUND ASSISTANT(SEASONAL)	4,833
31	25	72	61550	R23	PLAYGROUND ASSISTANT(SEASONAL)	4,460

FUND NUMBER  
DEPARTMENT NUMBER  
DIVISION NUMBER

101 GENERAL FUND  
31 PARKS & LEISURE SERVICES  
25 RECREATION CENTERS

PERSONNEL POSITION LISTING - CONTINUED

DEPT	DIV	AUTH #	POSITION NO.	GRADE	POSITION TITLE	12-13 PROPOSED ANNUAL RATE
31	25	73	61550	R23	PLAYGROUND ASSISTANT(SEASONAL)	4,596
31	25	76	61550	R23	PLAYGROUND ASSISTANT(SEASONAL)	4,460
31	25	78	61550	R23	PLAYGROUND ASSISTANT(SEASONAL)	4,543
31	25	82	61550	R23	PLAYGROUND ASSISTANT(SEASONAL)	4,460
31	25	83	61550	R23	PLAYGROUND ASSISTANT(SEASONAL)	4,709
31	25	84	61550	R23	PLAYGROUND ASSISTANT(SEASONAL)	4,460
31	25	85	61550	R23	PLAYGROUND ASSISTANT(SEASONAL)	4,460
31	25	87	61550	R23	PLAYGROUND ASSISTANT(SEASONAL)	4,460
31	25	88	61550	R23	PLAYGROUND ASSISTANT(SEASONAL)	4,460
31	25	89	61550	R23	PLAYGROUND ASSISTANT(SEASONAL)	4,460
31	25	90	61550	R23	PLAYGROUND ASSISTANT(SEASONAL)	4,460
31	25	91	61550	R23	PLAYGROUND ASSISTANT(SEASONAL)	4,460
31	25	92	61550	R23	PLAYGROUND ASSISTANT(SEASONAL)	4,596
31	25	520	61550	R23	PLAYGROUND ASSISTANT(SEASONAL)	4,374
31	25	521	61550	R23	PLAYGROUND ASSISTANT(SEASONAL)	4,374
31	25	522	61550	R23	PLAYGROUND ASSISTANT(SEASONAL)	4,374
31	25	523	61550	R23	PLAYGROUND ASSISTANT(SEASONAL)	4,374
31	25	524	61550	R23	PLAYGROUND ASSISTANT(SEASONAL)	4,374
31	25	525	61550	R23	PLAYGROUND ASSISTANT(SEASONAL)	4,374
31	25	526	61550	R23	PLAYGROUND ASSISTANT(SEASONAL)	4,374
31	25	527	61550	R23	PLAYGROUND ASSISTANT(SEASONAL)	4,374
31	25	528	61550	R23	PLAYGROUND ASSISTANT(SEASONAL)	4,374
31	25	529	61550	R23	PLAYGROUND ASSISTANT(SEASONAL)	4,374
31	25	530	61550	R23	PLAYGROUND ASSISTANT(SEASONAL)	4,374
31	25	531	61550	R23	PLAYGROUND ASSISTANT(SEASONAL)	4,374
31	25	532	61550	R23	PLAYGROUND ASSISTANT(SEASONAL)	4,374
31	25	533	61550	R23	PLAYGROUND ASSISTANT(SEASONAL)	4,374
31	25	534	61550	R23	PLAYGROUND ASSISTANT(SEASONAL)	4,374
31	25	535	61550	R23	PLAYGROUND ASSISTANT(SEASONAL)	4,374
31	25	99101	61550	R23	PLAYGROUND ASSISTANT(SEASONAL)	4,460
31	25	99104	61550	R23	PLAYGROUND ASSISTANT(SEASONAL)	4,460
31	25	99105	61550	R23	PLAYGROUND ASSISTANT(SEASONAL)	4,460
31	25	99106	61550	R23	PLAYGROUND ASSISTANT(SEASONAL)	4,687
31	25	99980	61550	R23	PLAYGROUND ASSISTANT(SEASONAL)	4,460
31	25	99998	61550	R23	PLAYGROUND ASSISTANT(SEASONAL)	4,460

FUND NUMBER

101 GENERAL FUND

DEPARTMENT NUMBER

31 PARKS &amp; LEISURE SERVICES

DIVISION NUMBER

25 RECREATION CENTERS

## PERSONNEL POSITION LISTING - CONTINUED

DEPT	DIV	AUTH #	POSITION NO.	GRADE	POSITION TITLE	12-13 PROPOSED ANNUAL RATE
31	25	99999	61550	R23	PLAYGROUND ASSISTANT(SEASONAL)	4,460
31	25	149	81966	R24	BUILDING MAINTENANCE WORKER	18,034
31	25	310	61552	R24	PLAYGROUND LEADER (SEASONAL)	4,682
31	25	339	61552	R24	PLAYGROUND LEADER (SEASONAL)	4,682
31	25	519	61552	R24	PLAYGROUND LEADER (SEASONAL)	4,590
31	25	911	61552	R24	PLAYGROUND LEADER (SEASONAL)	4,682
31	25	912	61552	R24	PLAYGROUND LEADER (SEASONAL)	4,682
31	25	913	61552	R24	PLAYGROUND LEADER (SEASONAL)	4,682
31	25	991	61552	R24	PLAYGROUND LEADER (SEASONAL)	4,682
31	25	993	61552	R24	PLAYGROUND LEADER (SEASONAL)	4,682
31	25	994	61552	R24	PLAYGROUND LEADER (SEASONAL)	4,682
31	25	98	20013	R27	CLERK III	27,789
31	25	515	65006	R27	RECREATION CENTER LEADER	22,714
31	25	516	65006	R27	RECREATION CENTER LEADER	21,070
31	25	4	61721	R27	RECREATION SPECIALIST	10,847
31	25	5	61721	R27	RECREATION SPECIALIST	10,535
31	25	7	61721	R27	RECREATION SPECIALIST	25,709
31	25	14	61721	R27	RECREATION SPECIALIST	23,629
31	25	15	61721	R27	RECREATION SPECIALIST	23,712
31	25	17	61721	R27	RECREATION SPECIALIST	13,957
31	25	19	61721	R27	RECREATION SPECIALIST	12,293
31	25	20	61721	R27	RECREATION SPECIALIST	13,676
31	25	21	61721	R27	RECREATION SPECIALIST	12,418
31	25	22	61721	R27	RECREATION SPECIALIST	13,676
31	25	23	61721	R27	RECREATION SPECIALIST	9,606
31	25	24	61721	R27	RECREATION SPECIALIST	21,694
31	25	26	61721	R27	RECREATION SPECIALIST	21,070
31	25	28	61721	R27	RECREATION SPECIALIST	10,535
31	25	40	61721	R27	RECREATION SPECIALIST	24,336
31	25	148	61721	R27	RECREATION SPECIALIST	11,804
31	25	501	61721	R27	RECREATION SPECIALIST	10,847
31	25	502	61721	R27	RECREATION SPECIALIST	10,535
31	25	503	61721	R27	RECREATION SPECIALIST	11,066

FUND NUMBER

101 GENERAL FUND

DEPARTMENT NUMBER

31 PARKS &amp; LEISURE SERVICES

DIVISION NUMBER

25 RECREATION CENTERS

## PERSONNEL POSITION LISTING - CONTINUED

DEPT	DIV	AUTH #	POSITION NO.	GRADE	POSITION TITLE	12-13 PROPOSED ANNUAL RATE
31	25	509	61721	R27	RECREATION SPECIALIST	21,694
31	25	22	70189	R28	BUILDING MAINTENANCE MECHANIC	31,408
31	25	514	70189	R28	BUILDING MAINTENANCE MECHANIC	25,126
31	25	50	41521	R28	PERSONNEL ASSISTANT I	30,950
31	25	1	40477	R29	RECREATION CENTER SUPERVISOR	33,467
31	25	2	40477	R29	RECREATION CENTER SUPERVISOR	28,662
31	25	3	40477	R29	RECREATION CENTER SUPERVISOR	33,779
31	25	4	40477	R29	RECREATION CENTER SUPERVISOR	27,310
31	25	5	40477	R29	RECREATION CENTER SUPERVISOR	31,990
31	25	6	40477	R29	RECREATION CENTER SUPERVISOR	27,747
31	25	500	40477	R29	RECREATION CENTER SUPERVISOR	27,310
31	25	513	40477	R29	RECREATION CENTER SUPERVISOR	23,650
31	25	30	20014	R32	ADMINISTRATIVE ASSISTANT I	28,704
31	25	120	20014	R32	ADMINISTRATIVE ASSISTANT I	37,377
31	25	247	20014	R32	ADMINISTRATIVE ASSISTANT I	33,114
31	25	1	61720	R33	ASS'T RECREATION CENTER MGR	43,930
31	25	51	70005	R34	REC. AND SPECIAL EVENTS COORD.	55,618
31	25	1	30060	R35	RECREATION CENTER MANAGER	57,990
<b>TOTAL COUNT</b>			<b>99</b>		<b>TOTAL SALARIES</b>	<b>1,383,647</b>

FUND NUMBER  
DEPARTMENT NUMBER  
DIVISION NUMBER

101 GENERAL FUND  
31 PARKS & LEISURE SERVICES  
25 RECREATION CENTERS

PERFORMANCE MEASURES

	ACTUAL 09-10	ACTUAL 10-11	ESTIMATED 11-12	PROPOSED 12-13
<b>Workload Measures</b>				
<i>Inputs</i>				
Total Budget	1,753,546	1,803,112	2,756,228	3,208,301
<i>Outputs</i>				
Total Number of Users	365,265	364,542	382,769	401,908
Number of public service announcements and/or tabloids for programming & special events	30			
Number of after school programs implemented	5	6	6	7
<b>Efficiency Measures</b>				
Cost per total user	4.80	4.95	7.20	7.98
<b>Effectiveness Measures</b>				
Special Events	63	65	70	75
Leagues	6	6	6	7
League Teams	204	335	269	338
League Participants	2,482	4,340	3,464	4,385
Summer Camps	8	8	9	9
Summer Camp Participants	2,302	2,694	2,235	2,290



FUND NUMBER

101 GENERAL FUND

DEPARTMENT NUMBER

31 PARKS & LEISURE SERVICES

DIVISION NUMBER

30 CEMETERY

**MISSION**

The purpose of the cemetery is to provide a hazard free environment, preserving the aesthetic appearance and beautifying the city cemetery grounds in order to serve the public by providing burial services during time of grief.

**OBJECTIVES & PLANNED ACCOMPLISHMENTS**

- Keep the appearance of the cemetery at a high level at all times by improving maintenance schedules.
- Maintain a high level of customer service assistance.
- To improve the accounting and records management programs by updating the accounts receivable system.
- To continue with the Vision/Mapping program data entry in order to update old cemetery maps.

**EXPENDITURES**

	<b>ACTUAL 09-10</b>	<b>ACTUAL 10-11</b>	<b>AMENDED 11-12</b>	<b>ESTIMATED 11-12</b>	<b>PROPOSED 12-13</b>
Personnel Services	226,741	221,759	262,768	236,924	278,840
Materials & Supplies	26,313	31,030	37,496	41,261	38,870
Contractual Services	43,249	45,761	48,277	49,898	56,499
Other Charges	-	-	1,100	-	-
Capital Outlay	10,518	-	-	-	-
<b>Total</b>	<b>306,821</b>	<b>298,550</b>	<b>349,641</b>	<b>328,083</b>	<b>374,209</b>

**PERSONNEL POSITION LISTING**

<b>DEPT</b>	<b>DIV</b>	<b>AUTH #</b>	<b>POSITION NO.</b>	<b>GRADE</b>	<b>POSITION TITLE</b>	<b>12-13 PROPOSED ANNUAL RATE</b>
31	30	37	80666	R23	GROUNDSKEEPER	17,181
31	30	24	81966	R24	BUILDING MAINTENANCE WORKER	22,589
31	30	41	20013	R27	CLERK III	21,278
31	30	96	70465	R27	HEAVY EQUIPMENT OPERATOR	26,042
31	30	2	71202	R28	MAINTENANCE & EVENTS SUPVR	38,563
31	30	1	35021	R35	CEMETERY SUPERINTENDENT	40,206
31	30	71	80666	R23	GROUNDSKEEPER (UNFUNDED)	-
31	30	113	80666	R23	GROUNDSKEEPER (UNFUNDED)	-
<b>TOTAL COUNT</b>			<b>8</b>		<b>TOTAL SALARIES</b>	<b>165,859</b>

FUND NUMBER  
DEPARTMENT NUMBER  
DIVISION NUMBER

101 GENERAL FUND  
31 PARKS & LEISURE SERVICES  
30 CEMETERY

PERFORMANCE MEASURES

	ACTUAL 09-10	ACTUAL 10-11	ESTIMATED 11-12	PROPOSED 12-13
<b>Workload Measures</b>				
<i>Inputs</i>				
Number of full-time equivalent employees (FTE) - maintenance	4	3	3	4
Number of full-time equivalent employees (FTE) - clerks	1	1	1	1
<i>Outputs</i>				
Number of burials serviced	241	204	245	245
Number of lots sold	124	106	125	125
Number of cemetery acres maintained	34	34	34	34
Number of grave space purchase requests processed	241	204	245	245
<b>Efficiency Measures</b>				
Number of burials serviced per FTE – groundskeeper	240	204	245	245
Number of cemetery acres maintained per FTE – groundskeeper	34	34	34	34
Number of grave space purchase requests processed per FTE – clerk	241	204	245	245
<b>Effectiveness Measures</b>				
% of acres mowed on schedule	100%	100	100%	100%
% of cemetery records computerized	96%	96 %	96%	96%

**CITY OF LAREDO, TEXAS  
CIVIC CENTER  
OPERATING FUND  
FY 2012 - 2013**

	<u>ACTUAL FY 09-10</u>	<u>ACTUAL FY 10-11</u>	<u>ORIGINAL BUDGET FY 11-12</u>	<u>AMENDED BUDGET FY 11-12</u>	<u>TOTAL ESTIMATE FY 11-12</u>	<u>PROPOSED BUDGET FY 12-13</u>
<b>OPENING BALANCE</b>	\$15,381	\$45,098	\$0	\$15,931	\$15,931	\$0
<b>REVENUES</b>						
Rents, Royalties and Interest	231,894	232,288	268,100	268,100	265,150	262,100
Reimburse and Miscellaneous	6,461	154	0	0	0	0
Other Financing Sources	524,230	518,949	581,714	581,714	569,316	676,929
<b>TOTAL REVENUES</b>	<b>762,585</b>	<b>751,391</b>	<b>849,814</b>	<b>849,814</b>	<b>834,466</b>	<b>939,029</b>
<b>TOTAL AVAILABLE</b>	<b>777,966</b>	<b>796,490</b>	<b>849,814</b>	<b>865,745</b>	<b>850,397</b>	<b>939,029</b>
<b>EXPENDITURES</b>						
<b>CIVIC CENTER</b>						
Personnel Services	413,815	453,179	501,093	501,093	506,983	540,703
Materials and Supplies	73,839	82,290	69,830	70,646	65,672	78,251
Contractual Services	234,149	242,990	278,891	294,006	276,742	318,075
Other Charges	3,425	2,100	0	0	1,000	2,000
Capital Outlay	7,639	0	0	0	0	0
<b>TOTAL CIVIC CENTER</b>	<b>732,867</b>	<b>780,559</b>	<b>849,814</b>	<b>865,745</b>	<b>850,397</b>	<b>939,029</b>
<b>TOTAL EXPENDITURES</b>	<b>732,867</b>	<b>780,559</b>	<b>849,814</b>	<b>865,745</b>	<b>850,397</b>	<b>939,029</b>
<b>CLOSING BALANCE</b>	<b>\$45,098</b>	<b>\$15,931</b>	<b>\$0</b>	<b>\$0</b>	<b>\$0</b>	<b>\$0</b>

**City of Laredo, Texas**  
**Civic Center**  
**Major Fund Changes**  
**FY 2012-2013**

**REVENUES**

Total Net Change from FY 2012 to FY 2013                         \$      89,215      10.50%

**Major Revenue Changes**

	<u>Variance</u>	<u>% Change</u>
Concessions	4,000	6.56%
Ballroom Rental	1,000	1.09%
Meeting Rooms	(6,000)	-19.35%
Civic Center Auditorium	1,000	1.49%
Catering Services	(4,000)	-40.00%
Hotel/Motel Occupancy Tax	95,215	16.37%
Miscellaneous	(1,900)	-27.14%

**EXPENDITURES**

Personnel (due to new employees hired at above entry level rates, reclassifications, changes to benefits, etc.)		\$ 60,983
Parks Director		40,200
Assistant Parks Director		(61,573)
Motor fuel		3,742
I-net Charges		2,421
Electricity		11,924
Water		5,000
Vehicle Maintenance		3,682
Insurance		4,113
Food & Ice		2,910
Machinery & Equipment		(2,091)
Security Services		(10,495)
Contract Labor		26,263
Furnishings		1,233
Other Operating Expenditures		<u>\$ 903</u>
<b>Total Net Change from FY 2012 to FY 2013</b>		<b><u><u>\$ 89,215</u></u></b>

FUND NUMBER  
DEPARTMENT NUMBER  
DIVISION NUMBER

243 CIVIC CENTER  
31 PARKS & LEISURE SERVICES  
35 CIVIC CENTER

**MISSION**

To provide an adequate gathering facility for the citizens of Laredo while serving as a venue for entertainment and education, as well as a resource for the promotion of conventions and trade shows.

**OBJECTIVES & PLANNED ACCOMPLISHMENTS**

- Continue working on the current renovation projects including the remodeling of the auditorium’s ceiling and stage area.
- To work closely with the Laredo Convention and Visitors Bureau to coordinate efforts to attract at least one additional event this year.

**EXPENDITURES**

	<b>ACTUAL 09-10</b>	<b>ACTUAL 10-11</b>	<b>AMENDED 11-12</b>	<b>ESTIMATED 11-12</b>	<b>PROPOSED 12-13</b>
Personnel Services	413,816	453,179	501,093	506,983	540,703
Materials & Supplies	73,839	82,290	70,646	65,672	78,251
Contractual Services	234,147	242,990	294,006	276,742	318,075
Other Charges	3,425	2,100	-	1,000	2,000
Capital Outlay	7,639	-	-	-	-
<b>Total</b>	<b>732,866</b>	<b>780,559</b>	<b>865,745</b>	<b>850,397</b>	<b>939,029</b>

**PERSONNEL POSITION LISTING**

<b>DEPT</b>	<b>DIV</b>	<b>AUTH #</b>	<b>POSITION NO.</b>	<b>GRADE</b>	<b>POSITION TITLE</b>	<b>12-13 PROPOSED ANNUAL RATE</b>
31	35	8	81966	R24	BUILDING MAINTENANCE WORKER	21,757
31	35	10	81966	R24	BUILDING MAINTENANCE WORKER	30,680
31	35	4	80188	R24	MAINTENANCE & EVENT WORKER	29,453
31	35	6	80188	R24	MAINTENANCE & EVENT WORKER	18,034
31	35	7	80188	R24	MAINTENANCE & EVENT WORKER	18,949
31	35	12	80188	R24	MAINTENANCE & EVENT WORKER	27,061
31	35	3	81204	R27	MAINT. & EVENTS CREWLEADER	32,947
31	35	2	71202	R28	MAINTENANCE & EVENTS SUPVR	34,070
31	35	175	20018	R29	ADMINISTRATIVE SECRETARY	40,934
31	35	11	15014	R36	CIVIC CENTER COMPLEX MANAGER	37,981
31	35	13	15055	R41	ASS'T PARKS & LEISURE SVCS DIR (30%)	17,753
31	35	1	10416	R43	PARKS AND LEISURE SVCS. DIR. (30%)	30,058
<b>TOTAL COUNT</b>			<b>12</b>		<b>TOTAL SALARIES</b>	<b>339,675</b>

FUND NUMBER  
 DEPARTMENT NUMBER  
 DIVISION NUMBER

243 CIVIC CENTER  
 31 PARKS & LEISURE SERVICES  
 35 CIVIC CENTER

PERFORMANCE MEASURES

	ACTUAL 09-10	ACTUAL 10-11	ESTIMATED 11-12	PROPOSED 12-13
<b>Workload Measures</b>				
<i>Inputs</i>				
Number of full-time equivalent employees (FTE) – event days	11	12	12	12
<i>Outputs</i>				
Number of event days worked	650	650	650	650
<b>Efficiency Measures</b>				
Number of event days worked per FTE	5.9	70.7	70.7	70.7
<b>Effectiveness Measures</b>				
Total revenue collected	231,894	232,288	265,150	262,100
% of buildings utilized for events	100	100	100	100
Average number of events per calendar day	1.8	1.8	1.8	1.8

**CITY OF LAREDO, TEXAS  
MERCADO MANAGEMENT  
OPERATING FUND  
FY 2012 - 2013**

	<u>ACTUAL FY 09-10</u>	<u>ACTUAL FY 10-11</u>	<u>ORIGINAL BUDGET FY 11-12</u>	<u>AMENDED BUDGET FY 11-12</u>	<u>TOTAL ESTIMATE FY 11-12</u>	<u>PROPOSED BUDGET FY 12-13</u>
<b>OPENING BALANCE</b>	<b>\$198,396</b>	<b>\$239,595</b>	<b>\$230,575</b>	<b>\$235,000</b>	<b>\$235,000</b>	<b>\$234,170</b>
<b>REVENUES</b>						
Rents, Royalties and Interest	119,633	119,099	119,314	119,314	118,845	118,600
<b>TOTAL REVENUES</b>	<b>119,633</b>	<b>119,099</b>	<b>119,314</b>	<b>119,314</b>	<b>118,845</b>	<b>118,600</b>
<b>TOTAL AVAILABLE</b>	<b>318,029</b>	<b>358,694</b>	<b>349,889</b>	<b>354,314</b>	<b>353,845</b>	<b>352,770</b>
<b>EXPENDITURES</b>						
<b>MERCADO MANAGEMENT</b>						
Personnel Services	14,893	58,375	51,093	51,093	48,593	75,702
Materials and Supplies	22,641	11,319	13,613	16,084	14,100	13,613
Contractual Services	40,899	54,001	54,608	63,398	56,982	56,456
<b>TOTAL MERCADO MANAGEMENT</b>	<b>78,434</b>	<b>123,695</b>	<b>119,314</b>	<b>130,575</b>	<b>119,675</b>	<b>145,771</b>
<b>TOTAL EXPENDITURES</b>	<b>78,434</b>	<b>123,695</b>	<b>119,314</b>	<b>130,575</b>	<b>119,675</b>	<b>145,771</b>
<b>CLOSING BALANCE</b>	<b>\$239,595</b>	<b>\$235,000</b>	<b>\$230,575</b>	<b>\$223,739</b>	<b>\$234,170</b>	<b>\$206,999</b>

**City of Laredo, Texas  
Mercado Management  
Major Fund Changes  
FY 2012 - 2013**

**REVENUES**

**Total Net Change from FY 2012 to FY 2013**                      \$ (714)    -0.60%

<u>Major Revenue Changes</u>	<u>Variance % Change</u>
------------------------------	--------------------------

Mercado Building Rentals	(614)    -0.52%
--------------------------	-----------------

**EXPENDITURES**

Personnel (due to new employees hired at above entry level rates, reclassifications, changes to benefits, etc.)	\$ 2,473
Transfer 10% Parks Director	13,340
Transfer 10% Assistant Parks Director	8,796
Administrative Fees	577
I-net	444
Insurance	626
Water	<u>201</u>

<b>Total Net Change from FY 2012 to FY 2013</b>	<b><u><u>\$ 26,457</u></u></b>
---	--------------------------------



FUND NUMBER  
DEPARTMENT NUMBER  
DIVISION NUMBER

247 MERCADO MANAGEMENT  
31 PARKS & LEISURE SERVICES  
55 MERCADO MANAGEMENT

**MISSION**

To serve as a venue for the preservation of the culture of La Villa de Laredo while providing rental facilities to better serve the public and attract more visitors to the downtown area.

**OBJECTIVES & PLANNED ACCOMPLISHMENTS**

- Better monitoring of lease contracts to implement a Consumer Price Index rental escalation to increase revenues.
- Keep El Mercado clean and attractive at all times to attract more visitors and future tenants.
- Implement a plan for upgrading the existing indoor and outdoor appearance of the buildings.

**EXPENDITURES**

	ACTUAL 09-10	ACTUAL 10-11	AMENDED 11-12	ESTIMATED 11-12	PROPOSED 12-13
Personnel Services	14,893	58,375	51,093	48,593	75,702
Materials & Supplies	22,641	11,319	16,084	14,100	13,613
Contractual Services	40,899	54,001	63,398	56,982	56,456
<b>Total</b>	78,433	123,695	130,575	119,675	145,771

**PERSONNEL POSITION LISTING**

DEPT	DIV	AUTH	POSITION NO.	GRADE	POSITION TITLE	12-13 PROPOSED ANNUAL RATE
31	55	123	80666	R23	GROUNDSKEEPER	30,618
31	55	13	15055	R41	ASS'T PARKS & LEISURE SVCS DIR (10%)	5,918
31	55	1	10416	R43	PARKS AND LEISURE SVCS. DIR. (10%)	10,019
<b>TOTAL COUNT</b>			<b>3</b>		<b>TOTAL SALARIES</b>	<b>46,554</b>

**PERFORMANCE MEASURES**

	ACTUAL 09-10	ACTUAL 10-11	ESTIMATED 11-12	PROPOSED 12-13
<b>Workload Measures</b>				
<i>Input</i>				
Total budget	78,433	123,695	119,675	145,771
<i>Outputs</i>				
Total square feet maintained	26,785	26,785	26,785	26,785
<b>Efficiency Measures</b>				
Cost per square foot	2.93	4.61	4.47	5.44
<b>Effectiveness Measures</b>				
% of maintenance completed as scheduled	100%	100%	100%	100%
Occupancy Rate	100%	100%	100%	100%

**CITY OF LAREDO, TEXAS  
RECREATION  
OPERATING FUND  
FY 2012 - 2013**

	<u>ACTUAL FY 09-10</u>	<u>ACTUAL FY 10-11</u>	<u>ORIGINAL BUDGET FY 11-12</u>	<u>AMENDED BUDGET FY 11-12</u>	<u>TOTAL ESTIMATE FY 11-12</u>	<u>PROPOSED BUDGET FY 12-13</u>
<b>OPENING BALANCE</b>	<b>\$300,746</b>	<b>\$191,254</b>	<b>\$262,386</b>	<b>\$281,487</b>	<b>\$281,487</b>	<b>\$214,127</b>
<b>REVENUES</b>						
Fees and Collections	176,797	213,421	194,610	194,610	216,906	239,040
Rents, Royalties and Interest	1,576	1,087	900	900	1,100	800
Reimburse and Miscellaneous	180	500	0	0	0	0
<b>TOTAL REVENUES</b>	<b>178,553</b>	<b>215,008</b>	<b>195,510</b>	<b>195,510</b>	<b>218,006</b>	<b>239,840</b>
<b>TOTAL AVAILABLE</b>	<b>479,299</b>	<b>406,262</b>	<b>457,896</b>	<b>476,997</b>	<b>499,493</b>	<b>453,967</b>
<b>EXPENDITURES</b>						
<b>PARKS ADMINISTRATION</b>						
Personnel Services	0	0	0	0	0	44,392
Materials and Supplies	0	35,283	0	8,274	8,274	10,000
Contractual Services	4,088	10,815	6,331	6,331	6,327	8,700
Other Charges	0	0	123,150	123,150	123,150	100,000
Intergovernmental Transfers	129,966	0	0	0	0	150,000
<b>TOTAL PARKS ADMINISTRATION</b>	<b>134,054</b>	<b>46,098</b>	<b>129,481</b>	<b>137,755</b>	<b>137,751</b>	<b>313,092</b>
<b>PARKS MAINTENANCE</b>						
Materials and Supplies	6,070	0	7,000	7,000	0	7,000
Capital Outlay	88,277	0	0	23,197	23,197	0
<b>TOTAL PARKS MAINTENANCE</b>	<b>94,347</b>	<b>0</b>	<b>7,000</b>	<b>30,197</b>	<b>23,197</b>	<b>7,000</b>
<b>SOFTBALL LEAGUE</b>						
Materials and Supplies	14,661	15,329	16,259	19,069	19,422	20,490
Contractual Services	2,405	4,400	9,850	9,850	9,490	9,850
Other Charges	5	(14)	0	0	6	0
<b>TOTAL SOFTBALL LEAGUE</b>	<b>17,071</b>	<b>19,715</b>	<b>26,109</b>	<b>28,919</b>	<b>28,918</b>	<b>30,340</b>

**CITY OF LAREDO, TEXAS  
RECREATION  
OPERATING FUND  
FY 2012 - 2013**

	<u>ACTUAL FY 09-10</u>	<u>ACTUAL FY 10-11</u>	<u>ORIGINAL BUDGET FY 11-12</u>	<u>AMENDED BUDGET FY 11-12</u>	<u>TOTAL ESTIMATE FY 11-12</u>	<u>PROPOSED BUDGET FY 12-13</u>
<b>BASEBALL LEAGUE</b>						
Contractual Services	0	0	5,000	5,000	0	5,000
<b>TOTAL BASEBALL LEAGUE</b>	<b>0</b>	<b>0</b>	<b>5,000</b>	<b>5,000</b>	<b>0</b>	<b>5,000</b>
<b>BASKETBALL LEAGUE</b>						
Materials and Supplies	2,540	2,810	6,500	6,500	6,500	6,500
Contractual Services	4,501	100	5,500	5,500	5,500	5,500
<b>TOTAL BASKETBALL LEAGUE</b>	<b>7,041</b>	<b>2,910</b>	<b>12,000</b>	<b>12,000</b>	<b>12,000</b>	<b>12,000</b>
<b>CLASSES &amp; LESSONS</b>						
Materials and Supplies	1,125	1,202	6,500	6,500	6,500	6,500
Contractual Services	28,746	54,849	65,000	65,000	65,000	65,000
Other Charges	20	0	0	0	0	0
<b>TOTAL CLASSES &amp; LESSONS</b>	<b>29,891</b>	<b>56,051</b>	<b>71,500</b>	<b>71,500</b>	<b>71,500</b>	<b>71,500</b>
<b>VOLLEYBALL LEAGUE</b>						
Materials and Supplies	0	0	500	500	500	200
Contractual Services	1,755	0	1,500	1,500	1,500	1,000
<b>TOTAL VOLLEYBALL LEAGUE</b>	<b>1,755</b>	<b>0</b>	<b>2,000</b>	<b>2,000</b>	<b>2,000</b>	<b>1,200</b>
<b>SWIMMING LESSONS</b>						
Contractual Services	3,886	0	10,000	10,000	10,000	10,000
<b>TOTAL SWIMMING LESSONS</b>	<b>3,886</b>	<b>0</b>	<b>10,000</b>	<b>10,000</b>	<b>10,000</b>	<b>10,000</b>
<b>TOTAL EXPENDITURES</b>	<b>288,045</b>	<b>124,775</b>	<b>263,090</b>	<b>297,371</b>	<b>285,366</b>	<b>450,132</b>
<b>CLOSING BALANCE</b>	<b>\$191,254</b>	<b>\$281,487</b>	<b>\$194,806</b>	<b>\$179,626</b>	<b>\$214,127</b>	<b>\$3,835</b>

**City of Laredo, Texas  
Recreation Fund  
Major Fund Changes  
FY 2012- 2013**

**REVENUES**

**Total Net Change from FY2012 to FY2013**                   **\$ 44,330**           **22.67%**

**Major Revenues**

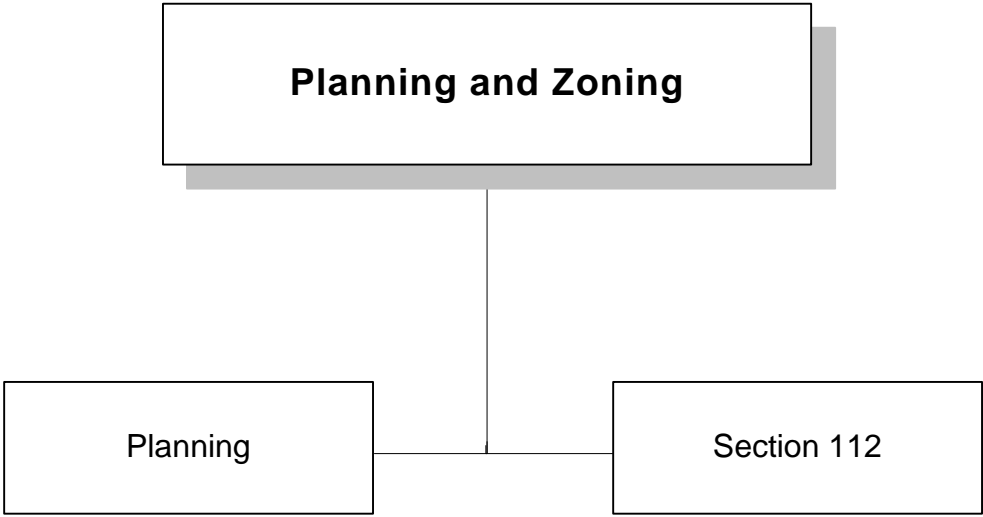
**Variance    % Change**

Classes and Lessons	\$ 45,000	60.00%
Swimming Pool Fees	(7,150)	-11.15%

**EXPENDITURES**

Transfer 20% Parks Director		\$ 26,800
Transfer 20% Assitant Parks Director		17,592
General Fund Administrative Fees		2,351
Minor Apparatus and Tools		10,000
Softball League Division		4,231
Miscellaneous Expenditures		(782)
Reserve for Parks Equipment		(23,150)
Transfer Out to General Fund		<u>150,000</u>

**Total Net Change from FY2012 to FY2013**                   **\$ 187,042**



**CITY OF LAREDO, TEXAS  
GENERAL FUND SUMMARY  
EXPENDITURES  
FY 2012-2013**

<b>EXPENDITURES</b>	<b>ACTUAL FY 09-10</b>	<b>ACTUAL FY 10-11</b>	<b>ORIGINAL BUDGET FY 11-12</b>	<b>AMENDED BUDGET FY 11-12</b>	<b>TOTAL ESTIMATE FY 11-12</b>	<b>PROPOSED BUDGET FY 12-13</b>
<b>Planning</b>						
Planning						
Personnel Services	664,634	754,364	673,617	673,617	651,742	829,147
Materials and Supplies	16,128	25,238	17,054	15,140	13,879	16,322
Contractual Services	64,329	67,740	65,624	83,674	83,675	70,883
Other Charges	600	-	600	600	600	600
Subtotal Planning	<u>745,691</u>	<u>847,342</u>	<u>756,895</u>	<u>773,031</u>	<u>749,896</u>	<u>916,952</u>
Planning Grants						
Personnel Services	98,175	60,103	54,304	54,304	59,984	-
Materials and Supplies	16,827	1,807	14,911	14,911	13,000	13,000
Contractual Services	102,433	222,017	431,291	431,291	308,254	487,000
Subtotal Planning Grants	<u>217,435</u>	<u>283,927</u>	<u>500,506</u>	<u>500,506</u>	<u>381,238</u>	<u>500,000</u>
Total Planning	<u>963,126</u>	<u>1,131,269</u>	<u>1,257,401</u>	<u>1,273,537</u>	<u>1,131,134</u>	<u>1,416,952</u>

**City of Laredo, Texas  
 Planning Department  
 Major Fund Changes  
 FY2012 - 2013**

**EXPENDITURES**

Personnel (due to new employees hired at above entry level rates, reclassifications, changes to benefits, etc.)	\$ 101,226
Motor fuel	(470)
I-net Charges	889
Vehicle maintenance	136
Rental of Equipment (Copiers)	3,972
<b>Total Net Change from FY2012 to FY2013</b>	<b>\$ 159,551</b>

FUND NUMBER	101 GENERAL FUND
DEPARTMENT NUMBER	21 PLANNING AND ZONING
DIVISION NUMBER	10 PLANNING

**MISSION**

To facilitate, guide and support orderly growth and development by implementing adopted policies which protect and enhance the health, safety and welfare of our community.

**OBJECTIVES & PLANNED ACCOMPLISHMENTS**

- Adopt and implement development standards that provide for the orderly physical development of the City and its Extraterritorial Jurisdiction (ETJ).
- Establish policies and plans that enhance and protect the quality of life of the citizenry of Laredo.
- Minimize negative impacts of development on the environment.
- Protect significant historic resources.
- Provide guidance, recommendations and support to promote an efficient transportation system.
- Promote urban and public design that provides for sustainable development and a sense of community.
- Implement adopted zoning, and subdivision regulation through formal staff review and recommendation of meetings of the Planning and Zoning Commission and/or City Council.
- Provide inter/intra agency services to coordinate special planning projects.
- Provide amendments to the Comprehensive Plan in order to update long-range planning goals.
- Research and analyze data to automate current information pertaining to land use, population estimating, transportation, and other cartographic/technical services.

**EXPENDITURES**

	ACTUAL 09-10	ACTUAL 10-11	AMENDED 11-12	ESTIMATED 11-12	PROPOSED 12-13
Personnel Services	664,633	754,364	673,617	651,742	829,147
Materials & Supplies	16,128	25,239	15,140	13,897	16,322
Contractual Services	64,329	67,741	83,674	83,675	70,883
Other Charges	600	-	600	600	600
Total	745,690	847,344	773,031	749,914	916,952

**PERSONNEL POSITION LISTING**

DEP T	DIV	AUTH #	POSITION NO.	GRADE	POSITION TITLE	12-13 PROPOSED ANNUAL RATE
21	10	29	20011	R28	CLERK IV	24,398
21	10	58	20018	R29	ADMINISTRATIVE SECRETARY	32,406
21	10	6	40366	R29	DRAFTING TECHNICIAN	31,034
21	10	10	40366	R29	DRAFTING TECHNICIAN	25,626
21	10	14	20014	R32	ADMINISTRATIVE ASSISTANT I	34,112
21	10	1	41967	R33	DATA/MAPPING COORDINATOR	30,118
21	10	3	31600	R34	PLANNER I	32,864



FUND NUMBER  
DEPARTMENT NUMBER  
DIVISION NUMBER

101 GENERAL FUND  
21 PLANNING AND ZONING  
10 PLANNING

PERSONNEL POSITION LISTING - CONTINUED

DEPT	DIV	AUTH #	POSITION NO.	GRADE	POSITION TITLE	12-13 PROPOSED ANNUAL RATE
21	10	1	31601	R36	PLANNER II	51,106
21	10	2	31601	R36	PLANNER II	52,562
21	10	4	31601	R36	PLANNER II	44,470
21	10	5	31601	R36	PLANNER II	39,125
21	10	6	31601	R36	PLANNER II	41,829
21	10	1	31602	R39	PLANNER III - CURRENT	55,266
21	10	2	11550	R45	PLANNING DIRECTOR	76,024
<b>TOTAL COUNT</b>			<b>14</b>		<b>TOTAL SALARIES</b>	<b>570,939</b>

PERFORMANCE MEASURES

	ACTUAL 09-10	ACTUAL 10-11	ESTIMATED 11-12	PROPOSED 12-13
<b>Workload Measures</b>				
<i>Inputs</i>				
Number of full-time equivalent employees (FTE) - Zoning Cases Planner	1.25	1.25	1.25	1.25
Number of full-time equivalent employees (FTE) - Platting Cases Planner	1.25	1.25	1.25	1.25
Number of full-time equivalent employees (FTE) - Historic Preservation Cases Planner	1.5	1.5	1.5	1.5
Number of full-time equivalent employees (FTE) - Utility Certificate Applications Planner	.50	.50	.50	.50
Number of full-time equivalent employees (FTE) - technical support staff	3	3	3	3
<i>Outputs</i>				
Number of zoning applications submitted and reviewed	64	57	70	75
Number of platting applications submitted and reviewed	79	68	80	90
Number of historic preservation applications submitted and reviewed	28	27	35	33
Number of utility certificate applications submitted and reviewed	33	25	20	21
Number of maps provided	300	300	300	300

FUND NUMBER  
DEPARTMENT NUMBER  
DIVISION NUMBER

101 GENERAL FUND  
21 PLANNING AND ZONING  
10 PLANNING

PERFORMANCE MEASURES - CONTINUED

	ACTUAL 09-10	ACTUAL 10-11	ESTIMATED 11-12	PROPOSED 12-13
<b>Efficiency Measures</b>				
Number of zoning cases per FTE - Zoning Planner	51	57	70	75
Number of platting cases per FTE - Platting Planner	63	45.33	53.33	60
Number of historic preservation cases per FTE - Historic Planner	18.66	21.6	28	26.4
Number of utility certificate applications per FTE - Utility Planner	16.15	13.5	17.5	16.5
Number of maps provided per FTE - technical support staff	100	100	100	100
<b>Effectiveness Measures</b>				
% of total zoning applications considered by Planning and Zoning Commission	100	100	100	100
% of total platting applications considered by Planning and Zoning Commission	100	100	100	100
% of total historic preservation cases considered by Historic District/Landmark Board	100	100	100	100

FUND NUMBER	101 GENERAL FUND
DEPARTMENT NUMBER	21 PLANNING AND ZONING
DIVISION NUMBER	12 SECTION 112

**MISSION**

To facilitate the planning of multi-modal transportation projects that contribute to Laredo’s nationally significant port of entry status and to the flow of international commerce between the United States and Mexico. This also increases the safety and mobility of the transportation system for motorized and non-motorized users through system preservation and capacity expansion as well as through the promotion of the connectivity of vehicular/pedestrian thoroughfares in the metropolitan area.

**OBJECTIVES & PLANNED ACCOMPLISHMENTS**

- \* The continuing update the 2010-2035 Metropolitan Transportation Plan (MTP) and the Transportation Improvement Program (TIP).
- \* Provide staff support to the Laredo Urban Transportation Study (MPO).
- \* Secure funding for special transportation projects.

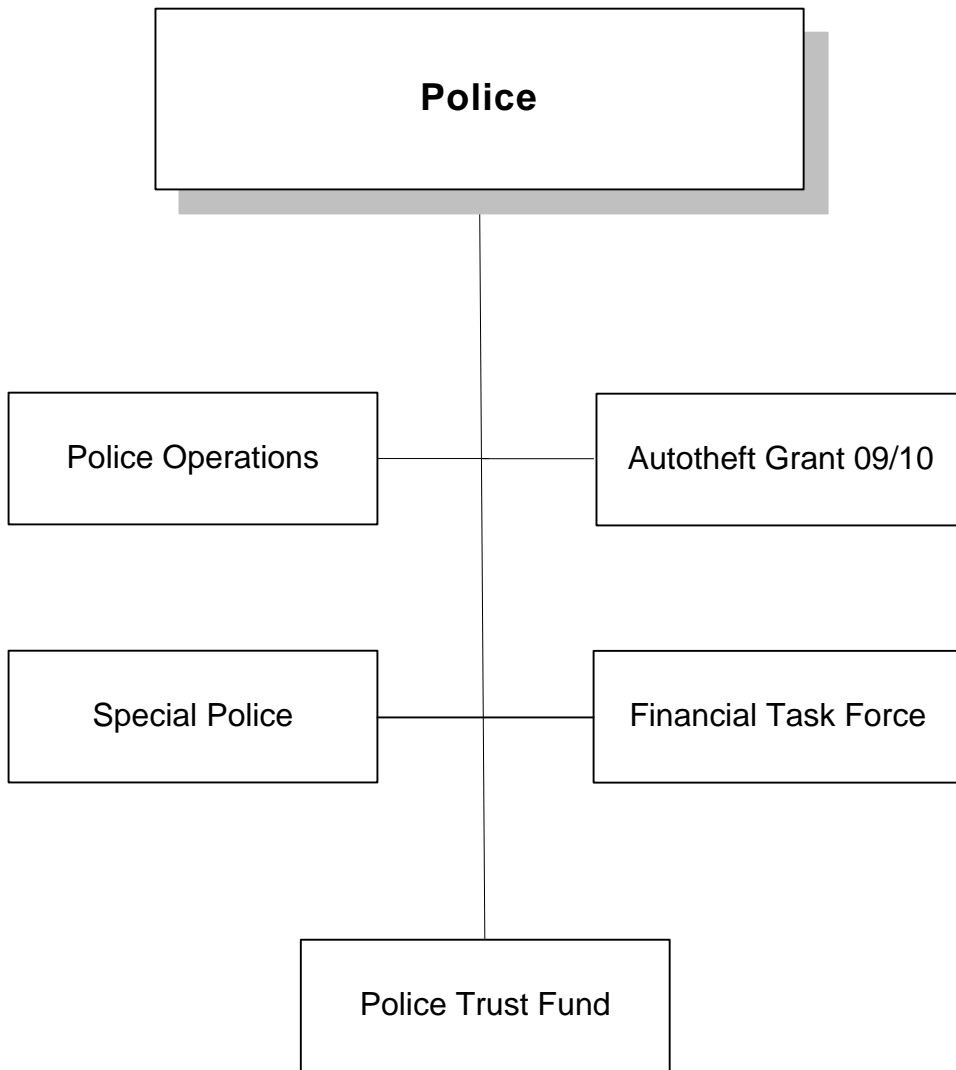
**EXPENDITURES**

	ACTUAL 09-10	ACTUAL 10-11	AMENDED 11-12	ESTIMATED 11-12	PROPOSED 12-13
Personnel Services	98,176	60,103	54,304	59,984	-
Materials & Supplies	16,828	1,807	14,911	13,000	13,000
Contractual Services	102,432	222,017	431,291	308,254	487,000
Total	217,436	283,927	500,506	381,238	500,000

**PERFORMANCE MEASURES**

	ACTUAL 09-10	ACTUAL 10-11	ESTIMATED 11-12	PROPOSED 12-13
<b>Workload Measures</b>				
<i>Inputs</i>				
Number of full-time equivalent employees (FTE) *	2	2	2	2
<i>Outputs</i>				
Number of items prepared for MPO and City Council	39	25	32	32
Number of official meetings organized or conducted	12	14	13	13
Number of projects managed	16	11	14	14
<b>Effectiveness Measures</b>				
% of planned project milestones accomplished on schedule	100	100	100	100

\* Although Section 112 does not have any FTEs, the Performance Measures show 2 FTEs based on the estimated hours worked in this diivision..



**CITY OF LAREDO, TEXAS  
GENERAL FUND SUMMARY  
EXPENDITURES  
FY 2012-2013**

EXPENDITURES	ACTUAL FY 09-10	ACTUAL FY 10-11	ORIGINAL BUDGET FY 11-12	AMENDED BUDGET FY 11-12	TOTAL ESTIMATE FY 11-12	PROPOSED BUDGET FY 12-13
<b>Police</b>						
Police						
Personnel Services	2,981,447	3,101,834	3,141,817	3,141,817	3,152,657	3,294,374
Materials and Supplies	131,429	127,660	413,966	418,536	123,004	189,334
Contractual Services	915,221	657,856	584,187	630,606	627,820	522,622
Other Charges	15,005	10,036	-	300	300	300
<b>Subtotal Police</b>	<b>4,043,102</b>	<b>3,897,386</b>	<b>4,139,970</b>	<b>4,191,259</b>	<b>3,903,781</b>	<b>4,006,630</b>
<b>Records / Property</b>						
Personnel Services	1,017,328	1,003,388	1,283,636	1,283,636	865,987	1,081,131
Materials & Supplies	16,633	20,170	20,271	20,271	14,588	18,790
Contractual Services	170,625	155,027	151,039	152,927	151,755	160,718
<b>Subtotal Records / Property</b>	<b>1,204,586</b>	<b>1,178,585</b>	<b>1,454,946</b>	<b>1,456,834</b>	<b>1,032,330</b>	<b>1,260,639</b>
<b>Autotheft</b>						
Personnel Services	736,111	609,686	484,420	484,420	722,959	711,593
Materials and Supplies	17,741	23,810	27,090	27,090	19,572	28,294
Contractual Services	5,684	5,167	10,123	10,123	10,123	4,895
<b>Subtotal Autotheft</b>	<b>759,536</b>	<b>638,663</b>	<b>521,633</b>	<b>521,633</b>	<b>752,654</b>	<b>744,782</b>
<b>Detective</b>						
Personnel	5,213,459	5,055,359	5,064,818	5,064,818	5,407,066	5,672,049
Materials & Supplies	94,262	90,980	136,898	136,898	93,415	111,436
Contractual Services	359,475	260,434	363,794	357,140	343,173	369,369
<b>Subtotal Detective</b>	<b>5,667,196</b>	<b>5,406,773</b>	<b>5,565,510</b>	<b>5,558,856</b>	<b>5,843,654</b>	<b>6,152,854</b>
<b>SRO Program</b>						
Personnel	991,742	-	-	-	-	-
Contractual Services	17,210	-	-	-	-	-
<b>Subtotal LISD SRO Program</b>	<b>1,008,952</b>	<b>-</b>	<b>-</b>	<b>-</b>	<b>-</b>	<b>-</b>
<b>Narcotics/Pipeline/K-9</b>						
Personnel	2,947,331	2,776,980	3,156,043	3,156,043	2,989,003	3,025,850
Materials & Supplies	77,635	96,551	121,759	134,273	99,945	122,581
Contractual Services	130,130	137,236	147,970	150,340	150,340	159,410
<b>Subtotal Narcotics/Pipeline/K-9</b>	<b>3,155,096</b>	<b>3,010,767</b>	<b>3,425,772</b>	<b>3,440,656</b>	<b>3,239,288</b>	<b>3,307,841</b>
<b>911 Communications</b>						
Personnel Services	2,319,204	2,356,795	2,729,889	2,729,889	2,365,380	2,844,490
Materials & Supplies	16,660	12,226	21,552	21,552	11,047	13,074
Contractual Services	65,054	62,048	65,771	65,771	65,771	61,448
<b>Subtotal 911 Communications</b>	<b>2,400,918</b>	<b>2,431,069</b>	<b>2,817,212</b>	<b>2,817,212</b>	<b>2,442,198</b>	<b>2,919,012</b>

**CITY OF LAREDO, TEXAS  
GENERAL FUND SUMMARY  
EXPENDITURES  
FY 2012-2013**

<b>EXPENDITURES</b>	<b>ACTUAL FY 09-10</b>	<b>ACTUAL FY 10-11</b>	<b>ORIGINAL BUDGET FY 11-12</b>	<b>AMENDED BUDGET FY 11-12</b>	<b>TOTAL ESTIMATE FY 11-12</b>	<b>PROPOSED BUDGET FY 12-13</b>
Criminal Int. Acquisition						
Personnel	307,789	320,267	349,916	349,916	507,869	521,849
Materials and Supplies	15,283	15,577	23,000	23,402	9,062	12,323
Contractual Services	24,990	25,608	35,222	36,343	36,335	26,251
Subtotal Criminal Int. Acquisition	348,062	361,452	408,138	409,661	553,266	560,423
Patrol Division						
Personnel Services	27,279,149	30,535,270	32,535,435	32,535,435	31,357,756	32,154,962
Materials and Supplies	1,175,292	1,884,278	1,600,126	1,732,406	1,847,699	1,805,516
Contractual Services	2,095,024	2,247,489	2,282,536	2,455,773	2,407,664	2,572,430
Capital Outlay	16,840	10,214	-	-	-	-
Subtotal Patrol Division	30,566,305	34,677,251	36,418,097	36,723,614	35,613,119	36,532,908
Total Police	49,153,753	51,601,946	54,751,278	55,119,725	53,380,290	55,485,089

**City of Laredo, Texas  
Police Department  
Major Fund Changes  
FY2012 - 2013**

**EXPENDITURES**

Personnel (due to new employees hired at above entry level rates, reclassifications, changes to benefits, step increase etc.)	\$ 560,324
Motor fuel	(58,902)
Vehicle maintenance	163,764
Inet Charges	65,825
800 MHz	<u>2,800</u>
<b>Total Net Change from FY2012 to FY2013</b>	<b><u><u>\$733,811</u></u></b>

**Additional Expenses**

- Autotheft Grant Match	192,251
- Special Police Grant Match	90,102

FUND NUMBER  
DEPARTMENT NUMBER  
DIVISION NUMBER

101 GENERAL FUND  
23 POLICE  
10 ADMINISTRATION  
20 RECORDS/PROPERTY

**MISSION**

It is the mission of the Laredo Police Department to create and maintain the safest community possible. Our main and ultimate goal is to provide quality service to the citizens of Laredo. The trust bestowed on us by the people is held in the highest regard by every employee. As the City of Laredo grows, so too will the Laredo Police Department in order to meet all public safety needs within our community.

**OBJECTIVES & PLANNED ACCOMPLISHMENTS**

- To provide efficient, effective and timely support to all Police Department Divisions within the City of Laredo.
- Improve on customer service relations with the community we serve.
- To enhance and improve on the integrity and productivity of our Records Management Section (RMS) in order to provide timely, reliable information to all divisions, by developing a continual training and education program for all employees, as well as, purchasing new technology to assist in the accomplishment of these objectives.
- Computerization of all sections within the Police Department thereby increasing efficient and effective overall administrative support operations.
- To provide public safety and effective customer service to all Citizens, Visitors, and other agencies that may access our Emergency Communications Center (ECC).
- To keep Public Safety Responders safe and informed.
- To empower our employees through training and with leadership skills.
- To create and sustain a safe environment in the workplace
- Continue hiring police officer cadets out of the 22 COPS Grant positions awarded to the City of Laredo.

**EXPENDITURES (2310)**

	<b>ACTUAL 09-10</b>	<b>ACTUAL 10-11</b>	<b>AMENDED 11-12</b>	<b>ESTIMATED 11-12</b>	<b>PROPOSED 12-13</b>
Personnel Services	2,981,447	3,101,834	3,141,817	3,152,657	3,294,374
Materials & Supplies	131,429	127,660	418,536	123,004	189,334
Contractual Services	915,221	657,856	630,606	627,820	522,622
Other Charges	15,005	10,038	300	300	300
<b>Total</b>	<b>4,043,102</b>	<b>3,897,388</b>	<b>4,191,259</b>	<b>3,903,781</b>	<b>4,006,630</b>



FUND NUMBER	101 GENERAL FUND
DEPARTMENT NUMBER	23 POLICE
DIVISION NUMBER	10 ADMINISTRATION 20 RECORDS/PROPERTY

PERSONNEL POSITION LISTING (2310)

DEPT	DIV	AUTH #	POSITION NO.	GRADE	POSITION TITLE	12-13 PROPOSED ANNUAL RATE
23	10	31	51503	71	PATROL OFFICER/CADET	73,573
23	10	145	51503	71	PATROL OFFICER/CADET	73,947
23	10	263	51503	71	PATROL OFFICER/CADET	75,278
23	10	367	51503	71	PATROL OFFICER/CADET	73,965
23	10	416	51503	71	PATROL OFFICER/CADET	75,860
23	10	2	50857	72	POLICE INVESTIGATOR	80,249
23	10	23	50857	72	POLICE INVESTIGATOR	78,834
23	10	470	50857	72	POLICE INVESTIGATOR	76,983
23	10	500	50857	72	POLICE INVESTIGATOR	77,025
23	10	71	51559	73	POLICE SERGEANT	83,268
23	10	705	51559	73	POLICE SERGEANT	81,768
23	10	723	31553	74	POLICE LIEUTENANTS	91,876
23	10	14	80288	R23	CUSTODIAN	23,733
23	10	51	80288	R23	CUSTODIAN	20,717
23	10	52	80288	R23	CUSTODIAN	24,731
23	10	95	80288	R23	CUSTODIAN	25,418
23	10	91	20013	R27	CLERK III	32,427
23	10	92	20013	R27	CLERK III	23,026
23	10	25	21821	R27	SECRETARY	34,902
23	10	19	20011	R28	CLERK IV	33,280
23	10	9	40266	R28	CRIME PREVENTION SPECIALIST	30,160
23	10	28	20018	R29	ADMINISTRATIVE SECRETARY	35,672
23	10	53	20018	R29	ADMINISTRATIVE SECRETARY	31,678
23	10	85	20018	R29	ADMINISTRATIVE SECRETARY	40,830
23	10	11	70195	R32	BLDG. MAINTENANCE SUPERVISOR	37,898
23	10	6	25004	R32	PERSONNEL ASSISTANT III	34,528
23	10	8	25004	R32	PERSONNEL ASSISTANT III	37,627
23	10	37	20015	R35	ADMINISTRATIVE ASSISTANT II	44,554
23	10	42	20015	R35	ADMINISTRATIVE ASSISTANT II	40,102
23	10	5	23002	R35	FINANCE/PERSONNEL SUPERVISOR	50,669
23	10	4	10122	R41	ADMINISTRATIVE PLANNER	80,038
23	10	1	10324	R41	DEPUTY POLICE CHIEF	127,382
23	10	2	10324	R41	DEPUTY POLICE CHIEF	127,382

FUND NUMBER	101 GENERAL FUND
DEPARTMENT NUMBER	23 POLICE
DIVISION NUMBER	10 ADMINISTRATION 20 RECORDS/PROPERTY

PERSONNEL POSITION LISTING – CONTINUED

23	10	2	10076	R42	ASSISTANT POLICE CHIEF	134,994
23	10	3	10076	R42	ASSISTANT POLICE CHIEF	135,889
23	10	1	11559	R45	POLICE CHIEF	147,870
23	10	377	51503	71	PATROL OFFICER/CADET (unfunded)	-
23	10	93	20013	R27	CLERK III (unfunded)	-
23	10	12	80288	R23	CUSTODIAN (unfunded)	-
23	10	46	20015	R35	ADMINISTRATIVE ASSISTANT II (unfunded)	-
<b>TOTAL COUNT</b>			<b>40</b>		<b>TOTAL SALARIES</b>	<b>2,298,132</b>

PERFORMANCE MEASURES (2310)

	ACTUAL 09-10	ACTUAL 10-11	ESTIMATED 11-12	PROPOSED 12-13
<b>Workload Measures</b>				
Number of Employees Managed	566	533	533	533
Number of Employees Processed Through Payroll	14,716	13,858	13,858	13,858
Sq. Ft. of Office/Warehouse Space Maintained	115,765	115,765	119,265	119,265
Number of Internal Investigations Performed	503	357	311	370

EXPENDITURES (2320)

	ACTUAL 09-10	ACTUAL 10-11	AMENDED 11-12	ESTIMATED 11-12	PROPOSED 12-13
Personnel Services	1,017,327	1,003,388	1,283,636	865,987	1,120,463
Materials & Supplies	16,633	20,170	20,271	14,588	18,790
Contractual Services	170,625	155,028	152,927	151,755	160,718
<b>Total</b>	<b>1,204,585</b>	<b>1,178,586</b>	<b>1,456,834</b>	<b>1,032,330</b>	<b>1,299,971</b>

FUND NUMBER  
DEPARTMENT NUMBER  
DIVISION NUMBER

101 GENERAL FUND  
23 POLICE  
10 ADMINISTRATION  
20 RECORDS/PROPERTY

PERSONNEL POSITION LISTING (2320)

DEPT	DIV	AUTH #	POSITION NO.	GRADE	POSITION TITLE	12-13 PROPOSED ANNUAL RATE
23	20	11	51503	71	PATROL OFFICER/CADET	72,925
23	20	18	51503	71	PATROL OFFICER/CADET	73,278
23	20	24	51503	71	PATROL OFFICER/CADET	72,696
23	20	27	51559	73	POLICE SERGEANT	81,515
23	20	710	51559	73	POLICE SERGEANT	82,680
23	20	28	20013	R27	CLERK III	22,131
23	20	30	20013	R27	CLERK III	29,910
23	20	31	20013	R27	CLERK III	30,805
23	20	66	20013	R27	CLERK III	30,805
23	20	89	20013	R27	CLERK III	22,131
23	20	90	20013	R27	CLERK III	23,026
23	20	94	20013	R27	CLERK III	22,131
23	20	95	20013	R27	CLERK III	28,475
23	20	96	20013	R27	CLERK III	27,664
23	20	110	20013	R27	CLERK III	38,875
23	20	1	41890	R28	EVIDENCE TECHNICIAN	22,339
23	20	2	41890	R28	EVIDENCE TECHNICIAN	29,619
23	20	1	23005	R29	RECORDS SUPERVISOR	40,102
23	20	29	20013	R27	CLERK III (unfunded)	-
23	20	73	20013	R27	CLERK III (unfunded)	-
23	20	1	41890	R28	EVIDENCE TECHNICIAN (unfunded)	-
<b>TOTAL COUNT</b>			<b>21</b>		<b>TOTAL SALARIES</b>	<b>751,109</b>

PERFORMANCE MEASURES (2320)

	ACTUAL 09-10	ACTUAL 10-11	ESTIMATED 11-12	PROPOSED 12-13
<b>Workload Measures</b>				
Arrests Processed	7,838	7,826	8,563	8,100
RMS Citation Module	39,340	29,673	33,000	34,000
Data Entry	33,915	31,934	31,100	32,300
Liaison	5,440	4,963	5,543	5,040
Revenues	\$221,943	\$210,497	\$213,500	\$215,300
Customer Service Requests	18,080	18,359	19,300	18,580

FUND NUMBER

101 GENERAL FUND

DEPARTMENT NUMBER

23 POLICE

DIVISION NUMBER

22 AUTOTHEFT

25 DETECTIVE

35 NARCOTICS/PIPELINE/K-9 DIVISION

41 911 COMMUNICATIONS

65 CRIMINAL INTELLIGENCE ACQUISITION UNIT

66 PATROL DIVISION

## MISSION

To insure customer satisfaction and implement creative and innovative ideas to reduce operational expenses without the interruption of all basic police services.

## OBJECTIVES & PLANNED ACCOMPLISHMENTS

- To ensure and facilitate (1) the preservation of community and personal safety; (2) enhance community services; and (3) increase Departmental efficiencies
- To reduce the incidence of juvenile violence in the community by 5%.
- To continue the implementation of the mobile data computers (MDCs) in all patrol vehicles with E911 dispatching/report-writing capabilities.
- To reduce the incidence of property crime in our community (Including burglaries, thefts, et al.), by 5%.
- To increase Departmental community outreach endeavors via community-based policing initiatives.
- To increase traffic enforcement to ensure vehicle driver and occupant compliance of applicable laws thereby reducing the high number of traffic accidents.
- To become a certified fully accredited (CALEA) law enforcement agency (The accreditation program for public safety agencies is a coveted award that symbolizes professionalism, excellence, and competence.)
- To hire additional sworn personnel in order to increase the number of sworn officers LPD currently has of 1.8 officers per 1,000 population and strives to reach the national average of 2.4 sworn officers per 1,000 populations.
- Continue to maintain and upgrade the firing range.
- The creation of the Problem Oriented Policing Services (POPS) Unit West to address specific crime and neighborhood problems.
- To continue to utilize COMPSTAT (computer analysis to plan for and implement response to reported criminal activity in specific area) in the deployment of personnel to better address specific problems in the community.
- To continue the towing of un-insured vehicles.

The core values of the Laredo Police Department are intended to guide and inspire us in all we say and do. Making sure that our values become part of our day-today work life is our mandate, and they help to ensure that our personal and professional behavior can be a model for all to follow.

- Service to Our Communities
- Reverence for the Law
- Commitment to Leadership
- Integrity in All We Say and Do
- Respect for People
- Quality Through Continuous Improvement

FUND NUMBER	101 GENERAL FUND
DEPARTMENT NUMBER	23 POLICE
DIVISION NUMBER	22 AUTOTHEFT
	25 DETECTIVE
	35 NARCOTICS/PIPELINE/K-9 DIVISION
	41 911 COMMUNICATIONS
	65 CRIMINAL INTELLIGENCE ACQUISITION UNIT
	66 PATROL DIVISION

We are dedicated to enhancing public safety and reducing the fear and the incidence of crime. People in our community are our most important customers. Our motto “To Protect and to Serve” is not a slogan – it is our way of life. We will work in partnership with the people in our community and do our best, within the law, to solve community problems that affect public safety. We value the great diversity of people in both our residential and business communities and serve all with equal dedication.

**Reverence for the Law**

We have been given the honor and privilege of enforcing the law. We must always exercise integrity in the use of power and authority that have been given to use by the people. Our personal and professional behavior should be a model for all to follow. We will obey and support the letter and spirit of the law.

**Commitment to Leadership**

We believe the Laredo Police Department should be a leader in law enforcement. We also believe that each individual needs to be a leader in his or her areas of responsibility. Making sure that our values become part of our day-to-day work life is our mandate. We must each work to ensure that our co-workers, our professional colleagues, and our community have the highest respect for the Laredo Police Department.

**Integrity in All We Say and Do**

Integrity is our standard. We are proud of our profession and will conduct ourselves in a manner that merits the respect of all people. We will demonstrate honest, ethical behavior in all our interactions. Our actions will match our words. We must have the courage to stand up for our beliefs and do what is right. Throughout the ranks, the Laredo Police Department holds an honorable legacy of integrity and freedom from corruption. Upholding this proud tradition is a challenge we must all continue to meet.

**Respect for People**

Working with the Laredo Police Department should be challenging and rewarding. Our people are our most important resource. We can best serve the many and varied needs of our community by empowering our employees to fulfill their responsibilities with knowledge, authority, and appropriate discretion. We encourage our people to submit ideas, we listen to their suggestions, and we help them develop to their maximum potential. We believe in treating all people with respect and dignity. We show concern and empathy for the victims of crime and treat violators of the law with fairness and dignity. By demonstrating respect for others, we will earn respect for the Laredo Police Department.

**Quality Through Continuous Improvement**

We will strive to achieve the highest level of quality in all aspects of our work. We can never be satisfied with the “status quo”. We must aim for continuous improvement in service the people in our communities. We value innovation and support creativity. We realize that constant changes is a way of life in a dynamic city like Laredo and we dedicate ourselves to proactively seeking new and better ways to serve.’

FUND NUMBER	101 GENERAL FUND
DEPARTMENT NUMBER	23 POLICE
DIVISION NUMBER	22 AUTOTHEFT 25 DETECTIVE 35 NARCOTICS/PIPELINE/K-9 DIVISION 41 911 COMMUNICATIONS 65 CRIMINAL INTELLIGENCE ACQUISITION UNIT 66 PATROL DIVISION

EXPENDITURES (2322)

	ACTUAL 09-10	ACTUAL 10-11	AMENDED 11-12	ESTIMATED 11-12	PROPOSED 12-13
Personnel Services	736,111	609,686	484,420	722,959	711,593
Materials & Supplies	17,741	23,810	27,090	19,572	28,294
Contractual Services	5,684	5,166	10,123	10,123	4,895
<b>Total</b>	<b>759,536</b>	<b>638,662</b>	<b>521,633</b>	<b>752,654</b>	<b>744,782</b>

PERSONNEL POSITION LISTING (2322)

DEPT	DIV	AUTH #	POSITION NO.	GRADE	POSITION TITLE	12-13 PROPOSED ANNUAL RATE
23	22	41	50857	72	POLICE INVESTIGATOR	78,294
23	22	61	50857	72	POLICE INVESTIGATOR	78,276
23	22	124	50857	72	POLICE INVESTIGATOR	79,898
23	22	171	50857	72	POLICE INVESTIGATOR	77,087
23	22	176	50857	72	POLICE INVESTIGATOR	73,362
23	22	522	51559	73	POLICE SERGEANT	84,029
<b>TOTAL COUNT</b>			<b>6</b>		<b>TOTAL SALARIES</b>	<b>470,945</b>

PERFORMANCE MEASURES (2322)

	ACTUAL 09-10	ACTUAL 10-11	ESTIMATED 11-12	PROPOSED 12-13
<b>Workload Measures</b>				
Number of stolen vehicles	1,162	653	460	500
Number of arrests	99	102	100	100
Number of recovered vehicles	349	300	275	285
Value of vehicles recovered	\$4,199,219	\$4,162,300	\$3,000,000	\$4,000,000
Value of stolen auto parts recovered	\$6,481	\$33,000	\$50,000	\$40,000
68A Inspections	306	280	300	320
Dealership inspections	29	34	36	36
POE Southbound Operations	115	63	100	100
Public awareness events	63	108	100	100
Number of other Auto Theft cases investigated	1,427	891	880	870

FUND NUMBER  
 DEPARTMENT NUMBER  
 DIVISION NUMBER

101 GENERAL FUND  
 23 POLICE  
 22 AUTO THEFT  
 25 DETECTIVE  
 35 NARCOTICS/PIPELINE/K-9 DIVISION  
 41 911 COMMUNICATIONS  
 65 CRIMINAL INTELLIGENCE ACQUISITION UNIT  
 66 PATROL DIVISION

EXPENDITURES (2325)

	ACTUAL 09-10	ACTUAL 10-11	AMENDED 11-12	ESTIMATED 11-12	PROPOSED 12-13
Personnel Services	5,213,458	5,055,359	5,064,818	5,407,066	5,672,049
Materials & Supplies	94,262	90,980	136,989	93,415	111,436
Contractual Services	359,475	260,436	357,140	343,173	369,369
<b>Total</b>	5,667,195	5,406,775	5,558,947	5,843,654	6,152,854

PERSONNEL POSITION LISTING (2325)

DEPT	DIV	AUTH #	POSITION NO.	GRADE	POSITION TITLE	12-13 PROPOSED ANNUAL RATE
23	25	9	50857	72	POLICE INVESTIGATOR	77,087
23	25	12	50857	72	POLICE INVESTIGATOR	77,503
23	25	13	50857	72	POLICE INVESTIGATOR	79,566
23	25	15	50857	72	POLICE INVESTIGATOR	80,769
23	25	19	50857	72	POLICE INVESTIGATOR	78,148
23	25	26	50857	72	POLICE INVESTIGATOR	77,919
23	25	29	50857	72	POLICE INVESTIGATOR	78,356
23	25	31	50857	72	POLICE INVESTIGATOR	79,982
23	25	32	50857	72	POLICE INVESTIGATOR	78,002
23	25	34	50857	72	POLICE INVESTIGATOR	78,647
23	25	38	50857	72	POLICE INVESTIGATOR	76,776
23	25	52	50857	72	POLICE INVESTIGATOR	77,503
23	25	53	50857	72	POLICE INVESTIGATOR	77,168
23	25	54	50857	72	POLICE INVESTIGATOR	77,129
23	25	58	50857	72	POLICE INVESTIGATOR	77,566
23	25	59	50857	72	POLICE INVESTIGATOR	77,607
23	25	100	50857	72	POLICE INVESTIGATOR	76,921
23	25	105	50857	72	POLICE INVESTIGATOR	76,026
23	25	108	50857	72	POLICE INVESTIGATOR	77,670

FUND NUMBER	101 GENERAL FUND
DEPARTMENT NUMBER	3 POLICE
DIVISION NUMBER	22 AUTOTHEFT
	25 DETECTIVE
	35 NARCOTICS/PIPELINE/K-9 DIVISION
	41 911 COMMUNICATIONS
	65 CRIMINAL INTELLIGENCE ACQUISITION UNIT
	66 PATROL DIVISION

PERSONNEL POSITION LISTING – CONTINUED

23	25	111	50857	72	POLICE INVESTIGATOR	77,337
23	25	112	50857	72	POLICE INVESTIGATOR	78,668
23	25	113	50857	72	POLICE INVESTIGATOR	75,525
23	25	114	50857	72	POLICE INVESTIGATOR	77,566
23	25	125	50857	72	POLICE INVESTIGATOR	79,770
23	25	134	50857	72	POLICE INVESTIGATOR	77,917
23	25	136	50857	72	POLICE INVESTIGATOR	76,921
23	25	138	50857	72	POLICE INVESTIGATOR	79,188
23	25	139	50857	72	POLICE INVESTIGATOR	76,398
23	25	140	50857	72	POLICE INVESTIGATOR	76,983
23	25	150	50857	72	POLICE INVESTIGATOR	78,585
23	25	151	50857	72	POLICE INVESTIGATOR	76,983
23	25	152	50857	72	POLICE INVESTIGATOR	78,481
23	25	153	50857	72	POLICE INVESTIGATOR	78,772
23	25	169	50857	72	POLICE INVESTIGATOR	79,354
23	25	174	50857	72	POLICE INVESTIGATOR	77,441
23	25	175	50857	72	POLICE INVESTIGATOR	78,121
23	25	177	50857	72	POLICE INVESTIGATOR	75,525
23	25	179	50857	72	POLICE INVESTIGATOR	79,188
23	25	350	50857	72	POLICE INVESTIGATOR	77,274
23	25	6	51559	73	POLICE SERGEANT	80,831
23	25	17	51559	73	POLICE SERGEANT	81,393
23	25	18	51559	73	POLICE SERGEANT	81,247
23	25	62	51559	73	POLICE SERGEANT	81,788
23	25	75	51559	73	POLICE SERGEANT	83,764
23	25	728	51559	73	POLICE SERGEANT	80,621
23	25	11	31553	74	POLICE LIEUTENANTS	93,207
23	25	60	31553	74	POLICE LIEUTENANTS	93,748
23	25	3	31552	75	POLICE CAPTAINS	102,359
23	25	33	20013	R27	CLERK III	28,454
<b>TOTAL COUNT</b>		<b>49</b>			<b>TOTAL SALARIES</b>	<b>3,843,755</b>



FUND NUMBER	101 GENERAL FUND
DEPARTMENT NUMBER	23 POLICE
DIVISION NUMBER	22 AUTOTHEFT
	25 DETECTIVE
	35 NARCOTICS/PIPELINE/K-9 DIVISION
	41 911 COMMUNICATIONS
	65 CRIMINAL INTELLIGENCE ACQUISITION UNIT
	66 PATROL DIVISION

PERFORMANCE MEASURES (2325)

	ACTUAL 09-10	ACTUAL 10-11	ESTIMATED 11-12	PROPOSED 12-13
<b>Workload Measures</b>				
Murder	10	7	5	6
Sexual Assault	125	139	130	140
Aggravated Robbery	119	98	98	100
Aggravated Assault	749	644	645	700
Burglary	4,259	3,600	3,890	3,900
Theft - \$500 and over	2,606	1,586	1,800	1,850
Theft - \$50 to \$499	3,875	3,540	3,600	3,650
Theft - \$50 and under	2,429	1,422	1,400	1,420

EXPENDITURES (2335)

	ACTUAL 09-10	ACTUAL 10-11	AMENDED 11-12	ESTIMATED 11-12	PROPOSED 12-13
Personnel Services	2,947,332	2,776,980	3,156,043	2,989,003	3,025,850
Materials & Supplies	77,633	96,551	134,273	99,945	122,581
Contractual Services	130,130	137,235	150,340	150,340	159,410
<b>Total</b>	<b>3,155,095</b>	<b>3,010,766</b>	<b>3,440,656</b>	<b>3,239,288</b>	<b>3,307,841</b>

PERSONNEL POSITION LISTING (2335)

DEPT	DIV	AUTH #	POSITION NO.	GRADE	POSITION TITLE	12-13 PROPOSED ANNUAL RATE
23	35	15	51503	71	PATROL OFFICER/CADET	67,018
23	35	34	51503	71	PATROL OFFICER/CADET	72,821
23	35	76	51503	71	PATROL OFFICER/CADET	74,131
23	35	158	51503	71	PATROL OFFICER/CADET	72,571
23	35	165	51503	71	PATROL OFFICER/CADET	67,080
23	35	182	51503	71	PATROL OFFICER/CADET	72,051
23	35	235	51503	71	PATROL OFFICER/CADET	70,952
23	35	400	51503	71	PATROL OFFICER/CADET	72,155
23	35	437	51503	71	PATROL OFFICER/CADET	73,029
23	35	495	51503	71	PATROL OFFICER/CADET	70,119

FUND NUMBER	101 GENERAL FUND
DEPARTMENT NUMBER	23 POLICE
DIVISION NUMBER	22 AUTOTHEFT 25 DETECTIVE 35 NARCOTICS/PIPELINE/K-9 DIVISION 41 911 COMMUNICATIONS 65 CRIMINAL INTELLIGENCE ACQUISITION UNIT 66 PATROL DIVISION

PERSONNEL POSITION LISTING – CONTINUED

23	35	500	51503	71	PATROL OFFICER/CADET	67,267
23	35	512	51503	71	PATROL OFFICER/CADET	70,096
23	35	518	51503	71	PATROL OFFICER/CADET	69,992
23	35	523	51503	71	PATROL OFFICER/CADET	72,490
23	35	525	51503	71	PATROL OFFICER/CADET	74,986
23	35	550	51503	71	PATROL OFFICER/CADET	73,074
23	35	37	50857	72	POLICE INVESTIGATOR	78,419
23	35	39	50857	72	POLICE INVESTIGATOR	79,961
23	35	40	50857	72	POLICE INVESTIGATOR	77,441
23	35	81	50857	72	POLICE INVESTIGATOR	77,607
23	35	123	50857	72	POLICE INVESTIGATOR	80,148
23	35	156	50857	72	POLICE INVESTIGATOR	75,525
23	35	750	50857	72	POLICE INVESTIGATOR	80,148
23	35	36	51559	73	POLICE SERGEANT	80,392
23	35	44	51559	73	POLICE SERGEANT	81,081
23	35	110	51559	73	POLICE SERGEANT	80,707
23	35	709	51559	73	POLICE SERGEANT	83,098
23	35	71	51503	71	PATROL OFFICER/CADET (unfunded)	-
23	35	452	51503	71	PATROL OFFICER/CADET (unfunded)	-
23	35	526	51503	71	PATROL OFFICER/CADET (unfunded)	-
<b>TOTAL COUNT</b>			<b>30</b>		<b>TOTAL SALARIES</b>	<b>2,014,360</b>

PERFORMANCE MEASURES (2335)

	ACTUAL 09-10	ACTUAL 10-11	ESTIMATED 11-12	PROPOSED 12-13
<b>Workload Measures</b>				
Number of pounds of marijuana seized	22,472 lbs	2008.5 lbs.	2,318 lbs.	2,163 lbs.
Number of pounds of cocaine seized	193.46 lbs	57.6 lbs.	33.0 lbs.	45.0 lbs.
Amount of steroids seized	N/A	N/A	N/A	N/A
Amount of currency seized	\$303,649	\$179,279	\$58,160	\$230,000
Amount of heroin seized	109.3 gr.	39,133.5 gr.	10,031 gr.	500 gr.
Value of marijuana seized	\$9,485,276	\$919,664	\$1,616,044	\$990,654
Value of cocaine seized	\$1,337,242	\$513,000	\$297,000	\$405,000
Value of steroids seized	N/A	N/A	N/A	N/A
Value of heroin seized	\$8,821	\$3,913,350	\$1,003,100	\$50,000
Number of arrests	187	83	110	100

FUND NUMBER	101 GENERAL FUND
DEPARTMENT NUMBER	23 POLICE
DIVISION NUMBER	22 AUTO THEFT
	25 DETECTIVE
	35 NARCOTICS/PIPELINE/K-9 DIVISION
	41 911 COMMUNICATIONS
	65 CRIMINAL INTELLIGENCE ACQUISITION UNIT
	66 PATROL DIVISION

EXPENDITURES(2341)

	ACTUAL 09-10	ACTUAL 10-11	AMENDED 11-12	ESTIMATED 11-12	PROPOSED 12-13
Personnel Services	2,319,205	2,356,795	2,729,889	2,365,380	2,844,490
Materials & Supplies	16,660	12,226	21,552	11,047	13,074
Contractual Services	65,054	62,048	65,771	65,771	61,448
<b>Total</b>	<b>2,400,919</b>	<b>2,431,069</b>	<b>2,817,212</b>	<b>2,442,198</b>	<b>2,919,012</b>

PERSONNEL POSITION LISTING

DEPT	DIV	AUTH #	POSITION NO.	GRADE	POSITION TITLE	12-13 PROPOSED ANNUAL RATE
23	41	44	51503	71	PATROL OFFICER/CADET	72,342
23	41	260	51503	71	PATROL OFFICER/CADET	72,571
23	41	521	51503	71	PATROL OFFICER/CADET	70,450
23	41	161	31553	74	POLICE LIEUTENANTS	93,145
23	41	1	40260	R32	COMMUNICATIONS TECH. (911)	29,557
23	41	1	40260	R32	COMMUNICATIONS TECH. (911)	28,704
23	41	2	40260	R32	COMMUNICATIONS TECH. (911)	29,557
23	41	3	40260	R32	COMMUNICATIONS TECH. (911)	30,160
23	41	4	40260	R32	COMMUNICATIONS TECH. (911)	29,557
23	41	5	40260	R32	COMMUNICATIONS TECH. (911)	29,557
23	41	6	40260	R32	COMMUNICATIONS TECH. (911)	28,704
23	41	7	40260	R32	COMMUNICATIONS TECH. (911)	30,160
23	41	8	40260	R32	COMMUNICATIONS TECH. (911)	29,557
23	41	9	40260	R32	COMMUNICATIONS TECH. (911)	44,928
23	41	10	40260	R32	COMMUNICATIONS TECH. (911)	31,075
23	41	11	40260	R32	COMMUNICATIONS TECH. (911)	28,704
23	41	13	40260	R32	COMMUNICATIONS TECH. (911)	28,704
23	41	14	40260	R32	COMMUNICATIONS TECH. (911)	30,160
23	41	15	40260	R32	COMMUNICATIONS TECH. (911)	30,160

FUND NUMBER  
DEPARTMENT NUMBER  
DIVISION NUMBER

101 GENERAL FUND  
23 POLICE  
22 AUTOTHEFT  
25 DETECTIVE  
35 NARCOTICS/PIPELINE/K-9 DIVISION  
41 911 COMMUNICATIONS  
65 CRIMINAL INTELLIGENCE ACQUISITION UNIT  
66 PATROL DIVISION

PERSONNEL POSITION LISTING – CONTINUED

23	41	16	40260	R32	COMMUNICATIONS TECH. (911)	28,704
23	41	17	40260	R32	COMMUNICATIONS TECH. (911)	30,160
23	41	18	40260	R32	COMMUNICATIONS TECH. (911)	31,075
23	41	20	40260	R32	COMMUNICATIONS TECH. (911)	38,085
23	41	21	40260	R32	COMMUNICATIONS TECH. (911)	28,704
23	41	22	40260	R32	COMMUNICATIONS TECH. (911)	38,459
23	41	23	40260	R32	COMMUNICATIONS TECH. (911)	29,557
23	41	24	40260	R32	COMMUNICATIONS TECH. (911)	39,187
23	41	25	40260	R32	COMMUNICATIONS TECH. (911)	28,704
23	41	26	40260	R32	COMMUNICATIONS TECH. (911)	31,158
23	41	27	40260	R32	COMMUNICATIONS TECH. (911)	29,557
23	41	28	40260	R32	COMMUNICATIONS TECH. (911)	30,160
23	41	32	40260	R32	COMMUNICATIONS TECH. (911)	30,160
23	41	33	40260	R32	COMMUNICATIONS TECH. (911)	37,294
23	41	34	40260	R32	COMMUNICATIONS TECH. (911)	28,704
23	41	35	40260	R32	COMMUNICATIONS TECH. (911)	34,216
23	41	36	40260	R32	COMMUNICATIONS TECH. (911)	35,942
23	41	37	40260	R32	COMMUNICATIONS TECH. (911)	28,704
23	41	38	40260	R32	COMMUNICATIONS TECH. (911)	30,160
23	41	537	40260	R32	COMMUNICATIONS TECH. (911)	28,704
23	41	538	40260	R32	COMMUNICATIONS TECH. (911)	28,704
23	41	539	40260	R32	COMMUNICATIONS TECH. (911)	28,704
23	41	1	45011	R32	INTELLIGENCE ANALYST	28,142
23	41	12	40077	R33	TELECOMMUNICATOR	42,349
23	41	31	40077	R33	TELECOMMUNICATOR	39,645
23	41	2	23003	R34	COMMUNICATIONS TECH SUPERVISOR	47,819
23	41	3	23003	R34	COMMUNICATIONS TECH SUPERVISOR	43,285
23	41	4	23003	R34	COMMUNICATIONS TECH SUPERVISOR	40,560
23	41	5	23003	R34	COMMUNICATIONS TECH SUPERVISOR	46,675
23	41	19	31821	R37	SENIOR PROGRAMMER/ANALYST	55,786
23	41	1	11201	R38	COMMUNICATIONS MANAGER	59,010
<b>TOTAL COUNT</b>			<b>50</b>		<b>TOTAL SALARIES</b>	<b>1,865,825</b>

FUND NUMBER	101 GENERAL FUND
DEPARTMENT NUMBER	23 POLICE
DIVISION NUMBER	22 AUTOTHEFT
	25 DETECTIVE
	35 NARCOTICS/PIPELINE/K-9 DIVISION
	41 911 COMMUNICATIONS
	65 CRIMINAL INTELLIGENCE ACQUISITION UNIT
	66 PATROL DIVISION

PERFORMANCE MEASURES (2341)

	ACTUAL 09-10	ACTUAL 10-11	ESTIMATED 11-12	PROPOSED 12-13
<b>Workload Measures</b>				
Number of emergency calls	136,021	160,227	175,000	190,000
Number of non-emergency calls	222,698	286,256	316,000	346,000
Number of calls dispatched	173,838	188,835	203,900	218,800

EXPENDITURES (2365)

	ACTUAL 09-10	ACTUAL 10-11	AMENDED 11-12	ESTIMATED 11-12	PROPOSED 12-13
Personnel Services	307,788	320,267	349,916	507,869	521,849
Materials & Supplies	15,283	15,577	23,402	9,062	12,323
Contractual Services	24,989	25,609	36,343	36,335	26,251
<b>Total</b>	348,060	361,453	409,661	553,266	560,423

PERSONNEL POSITION LISTING (2365)

DEPT	DIV	AUTH #	POSITION NO.	GRADE	POSITION TITLE	12-13 PROPOSED ANNUAL RATE
23	65	66	51503	71	PATROL OFFICER/CADET	74,425
23	65	68	51503	71	PATROL OFFICER/CADET	74,425
23	65	24	50857	72	POLICE INVESTIGATOR	77,857
23	65	706	51559	73	POLICE SERGEANT	82,786
23	65	44	52000	R32	FACILITIES SECURITY COORD.	40,726
<b>TOTAL COUNT</b>			<b>5</b>		<b>TOTAL SALARIES</b>	<b>350,219</b>

FUND NUMBER	101 GENERAL FUND
DEPARTMENT NUMBER	23 POLICE
DIVISION NUMBER	22 AUTOTHEFT 25 DETECTIVE 35 NARCOTICS/PIPELINE/K-9 DIVISION 41 911 COMMUNICATIONS 65 CRIMINAL INTELLIGENCE ACQUISITION UNIT 66 PATROL DIVISION

PERFORMANCE MEASURES (2365)

	ACTUAL 09-10	ACTUAL 10-11	ESTIMATED 11-12	PROPOSED 12-13
<b>Workload Measures</b>				
Number of reports generated	725	800	875	890
Number of individuals provided with customer service	650	670	700	710
Number of assignments requiring research (short/long term)	355	400	450	450
Number of Emergency calls with bomb squad	150	N/A	N/A	N/A
COMPSTAT generated reports	N/A	150	150	150
Number of reports generated thru Lexis Nexus	125	250	200	220
Number of customer service provided using DPS License Imaging and Retrieval System	245	325	350	360
Number of assists in E-Trace reports	200	195	150	175

EXPENDITURES (2366)

	ACTUAL 09-10	ACTUAL 10-11	AMENDED 11-12	ESTIMATED 11-12	PROPOSED 12-13
Personnel Services	27,279,150	30,535,270	32,535,435	31,357,756	32,154,962
Materials & Supplies	1,175,292	1,884,279	1,732,406	1,847,699	1,805,516
Contractual Services	2,095,025	2,247,490	2,455,773	2,407,664	2,572,430
Capital Outlay	16,840	10,214	-	-	-
<b>Total</b>	<b>30,566,307</b>	<b>34,677,253</b>	<b>36,723,614</b>	<b>35,613,119</b>	<b>36,532,908</b>

FUND NUMBER  
 DEPARTMENT NUMBER  
 DIVISION NUMBER

101 GENERAL FUND  
 23 POLICE  
 22 AUTO THEFT  
 25 DETECTIVE  
 35 NARCOTICS/PIPELINE/K-9 DIVISION  
 41 911 COMMUNICATIONS  
 65 CRIMINAL INTELLIGENCE ACQUISITION UNIT  
 66 PATROL DIVISION

PERSONNEL POSITION LISTING (2366)

DEPT	DIV	AUTH #	POSITION NO.	GRADE	POSITION TITLE	12-13 PROPOSED ANNUAL RATE
23	66	14	51503	71	PATROL OFFICER/CADET	72,114
23	66	17	51503	71	PATROL OFFICER/CADET	74,425
23	66	18	51503	71	PATROL OFFICER/CADET	70,366
23	66	25	51503	71	PATROL OFFICER/CADET	73,050
23	66	26	51503	71	PATROL OFFICER/CADET	72,218
23	66	28	51503	71	PATROL OFFICER/CADET	72,925
23	66	29	51503	71	PATROL OFFICER/CADET	51,854
23	66	30	51503	71	PATROL OFFICER/CADET	72,446
23	66	32	51503	71	PATROL OFFICER/CADET	72,342
23	66	33	51503	71	PATROL OFFICER/CADET	72,467
23	66	37	51503	71	PATROL OFFICER/CADET	68,120
23	66	39	51503	71	PATROL OFFICER/CADET	49,400
23	66	40	51503	71	PATROL OFFICER/CADET	75,026
23	66	55	51503	71	PATROL OFFICER/CADET	73,549
23	66	57	51503	71	PATROL OFFICER/CADET	72,925
23	66	63	51503	71	PATROL OFFICER/CADET	49,400
23	66	64	51503	71	PATROL OFFICER/CADET	73,240
23	66	70	51503	71	PATROL OFFICER/CADET	72,987
23	66	78	51503	71	PATROL OFFICER/CADET	72,925
23	66	83	51503	71	PATROL OFFICER/CADET	72,342
23	66	86	51503	71	PATROL OFFICER/CADET	73,486
23	66	88	51503	71	PATROL OFFICER/CADET	49,400
23	66	91	51503	71	PATROL OFFICER/CADET	72,696
23	66	93	51503	71	PATROL OFFICER/CADET	73,154
23	66	94	51503	71	PATROL OFFICER/CADET	73,902
23	66	96	51503	71	PATROL OFFICER/CADET	67,766
23	66	116	51503	71	PATROL OFFICER/CADET	72,218
23	66	117	51503	71	PATROL OFFICER/CADET	72,987
23	66	126	51503	71	PATROL OFFICER/CADET	72,634
23	66	127	51503	71	PATROL OFFICER/CADET	74,776
23	66	128	51503	71	PATROL OFFICER/CADET	51,854

FUND NUMBER	101 GENERAL FUND
DEPARTMENT NUMBER	23 POLICE
DIVISION NUMBER	22 AUTOTHEFT
	25 DETECTIVE
	35 NARCOTICS/PIPELINE/K-9 DIVISION
	41 911 COMMUNICATIONS
	65 CRIMINAL INTELLIGENCE ACQUISITION UNIT
	66 PATROL DIVISION

PERSONNEL POSITION LISTING – CONTINUED

23	66	129	51503	71	PATROL OFFICER/CADET	72,634
23	66	131	51503	71	PATROL OFFICER/CADET	72,634
23	66	133	51503	71	PATROL OFFICER/CADET	72,634
23	66	136	51503	71	PATROL OFFICER/CADET	49,400
23	66	137	51503	71	PATROL OFFICER/CADET	61,610
23	66	161	51503	71	PATROL OFFICER/CADET	61,672
23	66	163	51503	71	PATROL OFFICER/CADET	73,674
23	66	167	51503	71	PATROL OFFICER/CADET	74,027
23	66	169	51503	71	PATROL OFFICER/CADET	72,634
23	66	170	51503	71	PATROL OFFICER/CADET	73,174
23	66	172	51503	71	PATROL OFFICER/CADET	72,800
23	66	173	51503	71	PATROL OFFICER/CADET	74,010
23	66	181	51503	71	PATROL OFFICER/CADET	49,400
23	66	183	51503	71	PATROL OFFICER/CADET	72,218
23	66	185	51503	71	PATROL OFFICER/CADET	72,218
23	66	188	51503	71	PATROL OFFICER/CADET	72,446
23	66	189	51503	71	PATROL OFFICER/CADET	72,446
23	66	190	51503	71	PATROL OFFICER/CADET	72,446
23	66	191	51503	71	PATROL OFFICER/CADET	73,549
23	66	193	51503	71	PATROL OFFICER/CADET	72,218
23	66	194	51503	71	PATROL OFFICER/CADET	61,610
23	66	196	51503	71	PATROL OFFICER/CADET	73,549
23	66	199	51503	71	PATROL OFFICER/CADET	63,710
23	66	201	51503	71	PATROL OFFICER/CADET	73,008
23	66	202	51503	71	PATROL OFFICER/CADET	72,696
23	66	204	51503	71	PATROL OFFICER/CADET	67,018
23	66	206	51503	71	PATROL OFFICER/CADET	72,987
23	66	213	51503	71	PATROL OFFICER/CADET	74,152
23	66	234	51503	71	PATROL OFFICER/CADET	73,424
23	66	239	51503	71	PATROL OFFICER/CADET	72,218
23	66	240	51503	71	PATROL OFFICER/CADET	73,778
23	66	242	51503	71	PATROL OFFICER/CADET	61,610
23	66	243	51503	71	PATROL OFFICER/CADET	72,571
23	66	245	51503	71	PATROL OFFICER/CADET	72,218
23	66	256	51503	71	PATROL OFFICER/CADET	72,218



FUND NUMBER	101 GENERAL FUND
DEPARTMENT NUMBER	23 POLICE
DIVISION NUMBER	22 AUTOTHEFT
	25 DETECTIVE
	35 NARCOTICS/PIPELINE/K-9 DIVISION
	41 911 COMMUNICATIONS
	65 CRIMINAL INTELLIGENCE ACQUISITION UNIT
	66 PATROL DIVISION

PERSONNEL POSITION LISTING – CONTINUED

23	66	259	51503	71	PATROL OFFICER/CADET	72,218
23	66	261	51503	71	PATROL OFFICER/CADET	73,424
23	66	262	51503	71	PATROL OFFICER/CADET	51,854
23	66	264	51503	71	PATROL OFFICER/CADET	74,776
23	66	286	51503	71	PATROL OFFICER/CADET	71,822
23	66	287	51503	71	PATROL OFFICER/CADET	72,155
23	66	288	51503	71	PATROL OFFICER/CADET	63,294
23	66	289	51503	71	PATROL OFFICER/CADET	73,115
23	66	290	51503	71	PATROL OFFICER/CADET	72,613
23	66	292	51503	71	PATROL OFFICER/CADET	72,114
23	66	293	51503	71	PATROL OFFICER/CADET	67,080
23	66	295	51503	71	PATROL OFFICER/CADET	67,018
23	66	342	51503	71	PATROL OFFICER/CADET	67,018
23	66	345	51503	71	PATROL OFFICER/CADET	67,018
23	66	346	51503	71	PATROL OFFICER/CADET	61,610
23	66	347	51503	71	PATROL OFFICER/CADET	72,114
23	66	348	51503	71	PATROL OFFICER/CADET	61,610
23	66	349	51503	71	PATROL OFFICER/CADET	51,854
23	66	350	51503	71	PATROL OFFICER/CADET	74,672
23	66	351	51503	71	PATROL OFFICER/CADET	73,718
23	66	352	51503	71	PATROL OFFICER/CADET	69,181
23	66	364	51503	71	PATROL OFFICER/CADET	72,280
23	66	365	51503	71	PATROL OFFICER/CADET	53,310
23	66	366	51503	71	PATROL OFFICER/CADET	73,011
23	66	368	51503	71	PATROL OFFICER/CADET	67,080
23	66	370	51503	71	PATROL OFFICER/CADET	62,712
23	66	372	51503	71	PATROL OFFICER/CADET	49,400
23	66	374	51503	71	PATROL OFFICER/CADET	73,154
23	66	375	51503	71	PATROL OFFICER/CADET	49,400
23	66	379	51503	71	PATROL OFFICER/CADET	74,256
23	66	380	51503	71	PATROL OFFICER/CADET	71,656
23	66	381	51503	71	PATROL OFFICER/CADET	73,154
23	66	382	51503	71	PATROL OFFICER/CADET	72,051
23	66	383	51503	71	PATROL OFFICER/CADET	72,155
23	66	384	51503	71	PATROL OFFICER/CADET	68,120
23	66	385	51503	71	PATROL OFFICER/CADET	73,258
23	66	387	51503	71	PATROL OFFICER/CADET	49,400
23	66	390	51503	71	PATROL OFFICER/CADET	74,256

FUND NUMBER

101 GENERAL FUND

DEPARTMENT NUMBER

23 POLICE

DIVISION NUMBER

22 AUTOTHEFT

25 DETECTIVE

35 NARCOTICS/PIPELINE/K-9 DIVISION

41 911 COMMUNICATIONS

65 CRIMINAL INTELLIGENCE ACQUISITION UNIT

66 PATROL DIVISION

PERSONNEL POSITION LISTING – CONTINUED

23	66	391	51503	71	PATROL OFFICER/CADET	72,051
23	66	392	51503	71	PATROL OFFICER/CADET	72,051
23	66	398	51503	71	PATROL OFFICER/CADET	74,924
23	66	399	51503	71	PATROL OFFICER/CADET	72,571
23	66	401	51503	71	PATROL OFFICER/CADET	53,955
23	66	402	51503	71	PATROL OFFICER/CADET	73,362
23	66	412	51503	71	PATROL OFFICER/CADET	72,155
23	66	413	51503	71	PATROL OFFICER/CADET	49,400
23	66	414	51503	71	PATROL OFFICER/CADET	61,610
23	66	420	51503	71	PATROL OFFICER/CADET	73,053
23	66	422	51503	71	PATROL OFFICER/CADET	71,989
23	66	424	51503	71	PATROL OFFICER/CADET	71,989
23	66	425	51503	71	PATROL OFFICER/CADET	71,989
23	66	426	51503	71	PATROL OFFICER/CADET	71,989
23	66	427	51503	71	PATROL OFFICER/CADET	72,571
23	66	429	51503	71	PATROL OFFICER/CADET	72,114
23	66	435	51503	71	PATROL OFFICER/CADET	71,926
23	66	436	51503	71	PATROL OFFICER/CADET	49,400
23	66	438	51503	71	PATROL OFFICER/CADET	71,926
23	66	439	51503	71	PATROL OFFICER/CADET	74,131
23	66	440	51503	71	PATROL OFFICER/CADET	71,926
23	66	441	51503	71	PATROL OFFICER/CADET	71,926
23	66	442	51503	71	PATROL OFFICER/CADET	53,310
23	66	443	51503	71	PATROL OFFICER/CADET	71,926
23	66	444	51503	71	PATROL OFFICER/CADET	72,467
23	66	446	51503	71	PATROL OFFICER/CADET	72,886
23	66	447	51503	71	PATROL OFFICER/CADET	72,030
23	66	448	51503	71	PATROL OFFICER/CADET	72,114
23	66	449	51503	71	PATROL OFFICER/CADET	72,571
23	66	450	51503	71	PATROL OFFICER/CADET	72,114
23	66	451	51503	71	PATROL OFFICER/CADET	73,320
23	66	454	51503	71	PATROL OFFICER/CADET	67,018
23	66	456	51503	71	PATROL OFFICER/CADET	72,114
23	66	457	51503	71	PATROL OFFICER/CADET	72,114
23	66	458	51503	71	PATROL OFFICER/CADET	72,114
23	66	460	51503	71	PATROL OFFICER/CADET	72,114
23	66	461	51503	71	PATROL OFFICER/CADET	61,610

FUND NUMBER	1 01 GENERAL FUND
DEPARTMENT NUMBER	23 POLICE
DIVISION NUMBER	22 AUTOTHEFT
	25 DETECTIVE
	35 NARCOTICS/PIPELINE/K-9 DIVISION
	41 911 COMMUNICATIONS
	65 CRIMINAL INTELLIGENCE ACQUISITION UNIT
	66 PATROL DIVISION

PERSONNEL POSITION LISTING – CONTINUED

23	66	462	51503	71	PATROL OFFICER/CADET	72,114
23	66	463	51503	71	PATROL OFFICER/CADET	67,018
23	66	465	51503	71	PATROL OFFICER/CADET	72,446
23	66	466	51503	71	PATROL OFFICER/CADET	72,114
23	66	471	51503	71	PATROL OFFICER/CADET	49,400
23	66	474	51503	71	PATROL OFFICER/CADET	61,610
23	66	475	51503	71	PATROL OFFICER/CADET	71,157
23	66	476	51503	71	PATROL OFFICER/CADET	68,619
23	66	477	51503	71	PATROL OFFICER/CADET	68,952
23	66	479	51503	71	PATROL OFFICER/CADET	49,400
23	66	480	51503	71	PATROL OFFICER/CADET	68,619
23	66	481	51503	71	PATROL OFFICER/CADET	69,181
23	66	482	51503	71	PATROL OFFICER/CADET	69,056
23	66	483	51503	71	PATROL OFFICER/CADET	68,952
23	66	484	51503	71	PATROL OFFICER/CADET	68,619
23	66	485	51503	71	PATROL OFFICER/CADET	68,619
23	66	486	51503	71	PATROL OFFICER/CADET	49,400
23	66	487	51503	71	PATROL OFFICER/CADET	70,054
23	66	488	51503	71	PATROL OFFICER/CADET	49,400
23	66	489	51503	71	PATROL OFFICER/CADET	68,619
23	66	490	51503	71	PATROL OFFICER/CADET	67,267
23	66	491	51503	71	PATROL OFFICER/CADET	68,619
23	66	492	51503	71	PATROL OFFICER/CADET	69,576
23	66	493	51503	71	PATROL OFFICER/CADET	68,581
23	66	494	51503	71	PATROL OFFICER/CADET	68,619
23	66	496	51503	71	PATROL OFFICER/CADET	49,400
23	66	497	51503	71	PATROL OFFICER/CADET	62,026
23	66	499	51503	71	PATROL OFFICER/CADET	68,494
23	66	501	51503	71	PATROL OFFICER/CADET	49,400
23	66	502	51503	71	PATROL OFFICER/CADET	68,952
23	66	503	51503	71	PATROL OFFICER/CADET	70,054
23	66	504	51503	71	PATROL OFFICER/CADET	68,952
23	66	505	51503	71	PATROL OFFICER/CADET	70,054
23	66	506	51503	71	PATROL OFFICER/CADET	68,370
23	66	507	51503	71	PATROL OFFICER/CADET	68,952
23	66	508	51503	71	PATROL OFFICER/CADET	68,952
23	66	509	51503	71	PATROL OFFICER/CADET	68,619
23	66	510	51503	71	PATROL OFFICER/CADET	68,557

FUND NUMBER	101 GENERAL FUND
DEPARTMENT NUMBER	23 POLICE
DIVISION NUMBER	22 AUTOTHEFT
	25 DETECTIVE
	35 NARCOTICS/PIPELINE/K-9 DIVISION
	41 911 COMMUNICATIONS
	65 CRIMINAL INTELLIGENCE ACQUISITION UNIT
	66 PATROL DIVISION

PERSONNEL POSITION LISTING – CONTINUED

23	66	511	51503	71	PATROL OFFICER/CADET	67,142
23	66	513	51503	71	PATROL OFFICER/CADET	70,346
23	66	514	51503	71	PATROL OFFICER/CADET	68,557
23	66	515	51503	71	PATROL OFFICER/CADET	67,434
23	66	516	51503	71	PATROL OFFICER/CADET	68,557
23	66	517	51503	71	PATROL OFFICER/CADET	67,205
23	66	519	51503	71	PATROL OFFICER/CADET	51,854
23	66	520	51503	71	PATROL OFFICER/CADET	69,850
23	66	524	51503	71	PATROL OFFICER/CADET	68,557
23	66	528	51503	71	PATROL OFFICER/CADET	49,400
23	66	529	51503	71	PATROL OFFICER/CADET	67,766
23	66	531	51503	71	PATROL OFFICER/CADET	67,018
23	66	532	51503	71	PATROL OFFICER/CADET	69,118
23	66	533	51503	71	PATROL OFFICER/CADET	67,018
23	66	534	51503	71	PATROL OFFICER/CADET	67,018
23	66	535	51503	71	PATROL OFFICER/CADET	67,205
23	66	536	51503	71	PATROL OFFICER/CADET	67,018
23	66	537	51503	71	PATROL OFFICER/CADET	53,310
23	66	538	51503	71	PATROL OFFICER/CADET	68,120
23	66	539	51503	71	PATROL OFFICER/CADET	69,118
23	66	540	51503	71	PATROL OFFICER/CADET	69,118
23	66	541	51503	71	PATROL OFFICER/CADET	67,018
23	66	542	51503	71	PATROL OFFICER/CADET	53,955
23	66	543	51503	71	PATROL OFFICER/CADET	61,672
23	66	544	51503	71	PATROL OFFICER/CADET	67,018
23	66	545	51503	71	PATROL OFFICER/CADET	67,018
23	66	546	51503	71	PATROL OFFICER/CADET	67,018
23	66	547	51503	71	PATROL OFFICER/CADET	51,854
23	66	549	51503	71	PATROL OFFICER/CADET	67,142
23	66	550	51503	71	PATROL OFFICER/CADET	67,142
23	66	551	51503	71	PATROL OFFICER/CADET	63,066
23	66	552	51503	71	PATROL OFFICER/CADET	68,536
23	66	553	51503	71	PATROL OFFICER/CADET	67,080
23	66	554	51503	71	PATROL OFFICER/CADET	67,080
23	66	600	51503	71	PATROL OFFICER/CADET	67,142
23	66	601	51503	71	PATROL OFFICER/CADET	67,142
23	66	602	51503	71	PATROL OFFICER/CADET	71,032

FUND NUMBER	101 GENERAL FUND
DEPARTMENT NUMBER	23 POLICE
DIVISION NUMBER	22 AUTOTHEFT
	25 DETECTIVE
	35 NARCOTICS/PIPELINE/K-9 DIVISION
	41 911 COMMUNICATIONS
	65 CRIMINAL INTELLIGENCE ACQUISITION UNIT
	66 PATROL DIVISION

PERSONNEL POSITION LISTING – CONTINUED

23	66	603	51503	71	PATROL OFFICER/CADET	74,090
23	66	604	51503	71	PATROL OFFICER/CADET	68,102
23	66	605	51503	71	PATROL OFFICER/CADET	69,181
23	66	606	51503	71	PATROL OFFICER/CADET	67,142
23	66	607	51503	71	PATROL OFFICER/CADET	51,854
23	66	608	51503	71	PATROL OFFICER/CADET	49,400
23	66	609	51503	71	PATROL OFFICER/CADET	49,400
23	66	610	51503	71	PATROL OFFICER/CADET	53,955
23	66	611	51503	71	PATROL OFFICER/CADET	67,142
23	66	612	51503	71	PATROL OFFICER/CADET	69,243
23	66	614	51503	71	PATROL OFFICER/CADET	61,672
23	66	616	51503	71	PATROL OFFICER/CADET	61,672
23	66	617	51503	71	PATROL OFFICER/CADET	61,672
23	66	618	51503	71	PATROL OFFICER/CADET	61,672
23	66	619	51503	71	PATROL OFFICER/CADET	61,672
23	66	620	51503	71	PATROL OFFICER/CADET	61,610
23	66	621	51503	71	PATROL OFFICER/CADET	61,672
23	66	622	51503	71	PATROL OFFICER/CADET	61,672
23	66	623	51503	71	PATROL OFFICER/CADET	49,400
23	66	624	51503	71	PATROL OFFICER/CADET	61,610
23	66	625	51503	71	PATROL OFFICER/CADET	61,672
23	66	626	51503	71	PATROL OFFICER/CADET	61,672
23	66	627	51503	71	PATROL OFFICER/CADET	63,128
23	66	628	51503	71	PATROL OFFICER/CADET	61,610
23	66	630	51503	71	PATROL OFFICER/CADET	61,610
23	66	631	51503	71	PATROL OFFICER/CADET	61,610
23	66	632	51503	71	PATROL OFFICER/CADET	61,610
23	66	633	51503	71	PATROL OFFICER/CADET	61,610
23	66	650	51503	71	PATROL OFFICER/CADET	72,405
23	66	651	51503	71	PATROL OFFICER/CADET	72,446
23	66	700	51503	71	PATROL OFFICER/CADET	67,018
23	66	701	51503	71	PATROL OFFICER/CADET	61,610
23	66	702	51503	71	PATROL OFFICER/CADET	61,610
23	66	703	51503	71	PATROL OFFICER/CADET	63,066
23	66	716	51503	71	PATROL OFFICER/CADET	62,712
23	66	800	51503	71	PATROL OFFICER/CADET	69,243
23	66	3	50857	72	POLICE INVESTIGATOR	76,648
23	66	7	50857	72	POLICE INVESTIGATOR	77,750

FUND NUMBER  
DEPARTMENT NUMBER  
DIVISION NUMBER

101 GENERAL FUND  
23 POLICE  
22 AUTOTHEFT  
25 DETECTIVE  
5 NARCOTICS/PIPELINE/K-9 DIVISION  
41 911 COMMUNICATIONS  
65 CRIMINAL INTELLIGENCE ACQUISITION UNIT  
66 PATROL DIVISION

PERSONNEL POSITION LISTING – CONTINUED

23	66	13	50857	72	POLICE INVESTIGATOR	73,424
23	66	16	50857	72	POLICE INVESTIGATOR	73,299
23	66	22	50857	72	POLICE INVESTIGATOR	77,397
23	66	27	50857	72	POLICE INVESTIGATOR	75,650
23	66	51	50857	72	POLICE INVESTIGATOR	76,357
23	66	62	50857	72	POLICE INVESTIGATOR	73,486
23	66	109	50857	72	POLICE INVESTIGATOR	76,981
23	66	135	50857	72	POLICE INVESTIGATOR	75,587
23	66	155	50857	72	POLICE INVESTIGATOR	77,272
23	66	157	50857	72	POLICE INVESTIGATOR	76,170
23	66	158	50857	72	POLICE INVESTIGATOR	76,398
23	66	168	50857	72	POLICE INVESTIGATOR	77,522
23	66	200	50857	72	POLICE INVESTIGATOR	75,878
23	66	725	50857	72	POLICE INVESTIGATOR	77,650
23	66	726	50857	72	POLICE INVESTIGATOR	77,147
23	66	4	51559	73	POLICE SERGEANT	82,264
23	66	19	51559	73	POLICE SERGEANT	81,515
23	66	24	51559	73	POLICE SERGEANT	80,288
23	66	48	51559	73	POLICE SERGEANT	80,912
23	66	59	51559	73	POLICE SERGEANT	79,872
23	66	60	51559	73	POLICE SERGEANT	79,872
23	66	66	51559	73	POLICE SERGEANT	79,394
23	66	69	51559	73	POLICE SERGEANT	80,288
23	66	71	51559	73	POLICE SERGEANT	81,910
23	66	72	51559	73	POLICE SERGEANT	79,581
23	66	74	51559	73	POLICE SERGEANT	79,872
23	66	75	51559	73	POLICE SERGEANT	81,602
23	66	80	51559	73	POLICE SERGEANT	82,059
23	66	81	51559	73	POLICE SERGEANT	80,808
23	66	84	51559	73	POLICE SERGEANT	78,998
23	66	90	51559	73	POLICE SERGEANT	79,227
23	66	92	51559	73	POLICE SERGEANT	79,893
23	66	121	51559	73	POLICE SERGEANT	79,872
23	66	343	51559	73	POLICE SERGEANT	80,808
23	66	400	51559	73	POLICE SERGEANT	80,912
23	66	415	51559	73	POLICE SERGEANT	81,123
23	66	418	51559	73	POLICE SERGEANT	81,224

FUND NUMBER  
DEPARTMENT NUMBER  
DIVISION NUMBER

101 GENERAL FUND  
23 POLICE  
22 AUTOTHEFT  
25 DETECTIVE  
35 NARCOTICS/PIPELINE/K-9 DIVISION  
41 911 COMMUNICATIONS  
65 CRIMINAL INTELLIGENCE ACQUISITION UNIT  
66 PATROL DIVISION

PERSONNEL POSITION LISTING – CONTINUED

23	66	707	51559	73	POLICE SERGEANT	80,974
23	66	708	51559	73	POLICE SERGEANT	80,850
23	66	711	51559	73	POLICE SERGEANT	78,437
23	66	727	51559	73	POLICE SERGEANT	79,165
23	66	751	51559	73	POLICE SERGEANT	79,706
23	66	752	51559	73	POLICE SERGEANT	82,202
23	66	755	51559	73	POLICE SERGEANT	79,747
23	66	6	31553	74	POLICE LIEUTENANTS	92,706
23	66	8	31553	74	POLICE LIEUTENANTS	90,605
23	66	9	31553	74	POLICE LIEUTENANTS	90,376
23	66	15	31553	74	POLICE LIEUTENANTS	91,832
23	66	20	31553	74	POLICE LIEUTENANTS	91,957
23	66	21	31553	74	POLICE LIEUTENANTS	92,706
23	66	43	31553	74	POLICE LIEUTENANTS	93,290
23	66	101	31553	74	POLICE LIEUTENANTS	90,480
23	66	300	31553	74	POLICE LIEUTENANTS	90,605
23	66	718	31553	74	POLICE LIEUTENANTS	90,605
23	66	719	31553	74	POLICE LIEUTENANTS	89,960
23	66	720	31553	74	POLICE LIEUTENANTS	93,122
23	66	721	31553	74	POLICE LIEUTENANTS	90,605
23	66	722	31553	74	POLICE LIEUTENANTS	92,997
23	66	2	31552	75	POLICE CAPTAINS	101,631
23	66	5	31552	75	POLICE CAPTAINS	103,210
23	66	10	31552	75	POLICE CAPTAINS	102,440
23	66	12	31552	75	POLICE CAPTAINS	103,210
23	66	1	40538	R29	FINGERPRINT TECHNICIAN	43,368
23	66	35	51503	71	PATROL OFFICER/CADET (Unfunded)	-
23	66	42	51503	71	PATROL OFFICER/CADET (Unfunded)	-
23	66	50	51503	71	PATROL OFFICER/CADET (Unfunded)	-
23	66	65	51503	71	PATROL OFFICER/CADET (Unfunded)	-
23	66	89	51503	71	PATROL OFFICER/CADET (Unfunded)	-
23	66	376	51503	71	PATROL OFFICER/CADET (Unfunded)	-
23	66	378	51503	71	PATROL OFFICER/CADET (Unfunded)	-
23	66	389	51503	71	PATROL OFFICER/CADET (Unfunded)	-
23	66	419	51503	71	PATROL OFFICER/CADET (Unfunded)	-
23	66	472	51503	71	PATROL OFFICER/CADET (Unfunded)	-

FUND NUMBER	101 GENERAL FUND
DEPARTMENT NUMBER	23 POLICE
DIVISION NUMBER	22 AUTOTHEFT 25 DETECTIVE 35 NARCOTICS/PIPELINE/K-9 DIVISION 41 911 COMMUNICATIONS 65 CRIMINAL INTELLIGENCE ACQUISITION UNIT 66 PATROL DIVISION

PERSONNEL POSITION LISTING – CONTINUED

23	66	473	51503	71	PATROL OFFICER/CADET (Unfunded)	-
23	66	498	51503	71	PATROL OFFICER/CADET (Unfunded)	-
23	66	613	51503	71	PATROL OFFICER/CADET (Unfunded)	-
23	66	615	51503	71	PATROL OFFICER/CADET (Unfunded)	-
23	66	629	51503	71	PATROL OFFICER/CADET (Unfunded)	-
23	66	704	51503	71	PATROL OFFICER/CADET (Unfunded)	-
23	66	717	51503	71	PATROL OFFICER/CADET (Unfunded)	-
23	66	77	51503	71	PATROL OFFICER/CADET (Unfunded)	-
23	66	724	51503	71	PATROL OFFICER/CADET (Unfunded)	-
23	66	393	51503	71	PATROL OFFICER/CADET (Unfunded)	-
23	66	548	51503	71	PATROL OFFICER/CADET (Unfunded)	-
<b>TOTAL COUNT</b>			<b>338</b>		<b>TOTAL SALARIES</b>	<b>22,241,951</b>

PERFORMANCE MEASURES (2366)

	ACTUAL 09-10	ACTUAL 10-11	ESTIMATED 11-12	PROPOSED 12-13
<b>Workload Measures</b>				
Number of Dispatched calls received	173,838	188,835	203,900	218,800
Number of case reports processed	41,774	39,334	39,235	39,235
Number of traffic citations issued	39,340	29,673	33,000	34,000
Number of arrests	7,838	7,826	8,563	8,563



**CITY OF LAREDO, TEXAS  
AUTO THEFT  
OPERATING FUND  
FY 2012 - 2013**

	<u>ACTUAL FY 09-10</u>	<u>ACTUAL FY 10-11</u>	<u>ORIGINAL BUDGET FY 11-12</u>	<u>AMENDED BUDGET FY 11-12</u>	<u>TOTAL ESTIMATE FY 11-12</u>	<u>PROPOSED BUDGET FY 12-13</u>
<b>OPENING BALANCE</b>	<b>\$297,468</b>	<b>\$311,929</b>	<b>\$61,623</b>	<b>\$302,632</b>	<b>\$302,632</b>	<b>\$198,134</b>
<b>REVENUES</b>						
Intergovernmental Revenue	483,804	471,110	216,757	659,675	833,432	433,514
Rents, Royalties and Interest	981	717	400	400	650	500
Reimburse and Miscellaneous	0	0	0	0	3,602	0
Other Financing Sources	235,507	235,507	354,304	354,304	354,304	192,251
<b>TOTAL REVENUES</b>	<b>720,292</b>	<b>707,334</b>	<b>571,461</b>	<b>1,014,379</b>	<b>1,191,988</b>	<b>626,265</b>
<b>TOTAL AVAILABLE</b>	<b>1,017,760</b>	<b>1,019,263</b>	<b>633,084</b>	<b>1,317,011</b>	<b>1,494,620</b>	<b>824,399</b>
<b>EXPENDITURES</b>						
<b>AUTOTHEFT GRANT 09/10</b>						
Personnel Services	456,791	0	0	0	0	0
Materials and Supplies	20,582	0	0	0	0	0
Contractual Services	97,556	0	0	0	0	0
Capital Outlay	6,625	0	0	0	0	0
<b>TOTAL AUTOTHEFT GRANT 09/10</b>	<b>581,555</b>	<b>0</b>	<b>0</b>	<b>0</b>	<b>0</b>	<b>0</b>
<b>AUTOTHEFT WEBB 09/10</b>						
Personnel Services	71,901	0	0	0	0	0
Contractual Services	750	0	0	0	0	0
<b>TOTAL AUTOTHEFT WEBB 09/10</b>	<b>72,651</b>	<b>0</b>	<b>0</b>	<b>0</b>	<b>0</b>	<b>0</b>
<b>AUTOTHEFT GRANT FY 12/13</b>						
Personnel Services	0	0	544,497	544,497	544,497	0
Materials and Supplies	0	0	6,000	6,000	6,000	0
Contractual Services	0	0	56,000	56,000	56,000	0
Other Charges	0	0	26,587	26,587	48,572	0
<b>TOTAL AUTOTHEFT GRANT FY 12/13</b>	<b>0</b>	<b>0</b>	<b>633,084</b>	<b>633,084</b>	<b>655,069</b>	<b>0</b>

**CITY OF LAREDO, TEXAS  
 AUTO THEFT  
 OPERATING FUND  
 FY 2012 - 2013**

	<u>ACTUAL FY 09-10</u>	<u>ACTUAL FY 10-11</u>	<u>ORIGINAL BUDGET FY 11-12</u>	<u>AMENDED BUDGET FY 11-12</u>	<u>TOTAL ESTIMATE FY 11-12</u>	<u>PROPOSED BUDGET FY 12-13</u>
<b>AUTOTHEFT GRANT 10/11</b>						
Personnel Services	43,877	464,368	0	0	0	0
Materials and Supplies	362	6,237	0	0	0	0
Contractual Services	499	116,264	0	0	0	0
<b>TOTAL AUTOTHEFT GRANT 10/11</b>	<b>44,738</b>	<b>586,868</b>	<b>0</b>	<b>0</b>	<b>0</b>	<b>0</b>
<b>AUTOTHEFT GRANT FY 11/12</b>						
Personnel Services	0	46,467	0	466,950	466,950	0
Materials and Supplies	0	0	0	7,000	7,000	0
Contractual Services	0	2,152	0	107,348	107,348	0
Capital Outlay	0	0	0	60,119	60,119	0
<b>TOTAL AUTOTHEFT GRANT FY 11/12</b>	<b>0</b>	<b>48,618</b>	<b>0</b>	<b>641,417</b>	<b>641,417</b>	<b>0</b>
<b>AUTOTHEFT WEBB 10/11</b>						
Personnel Services	6,887	73,210	0	0	0	0
Contractual Services	0	750	0	0	0	0
<b>TOTAL AUTOTHEFT WEBB 10/11</b>	<b>6,887</b>	<b>73,960</b>	<b>0</b>	<b>0</b>	<b>0</b>	<b>0</b>
<b>AUTOTHEFT-COUNTIES FY 11</b>						
Personnel Services	0	6,936	0	20,985	0	0
Contractual Services	0	250	0	1,000	0	0
<b>TOTAL AUTOTHEFT-COUNTIES FY 11</b>	<b>0</b>	<b>7,186</b>	<b>0</b>	<b>21,985</b>	<b>0</b>	<b>0</b>

**CITY OF LAREDO, TEXAS  
 AUTO THEFT  
 OPERATING FUND  
 FY 2012 - 2013**

	<u>ACTUAL FY 09-10</u>	<u>ACTUAL FY 10-11</u>	<u>ORIGINAL BUDGET FY 11-12</u>	<u>AMENDED BUDGET FY 11-12</u>	<u>TOTAL ESTIMATE FY 11-12</u>	<u>PROPOSED BUDGET FY 12-13</u>
<b>AUTOTHEFT GRANT FY 13/14</b>						
Personnel Services	0	0	0	0	0	555,996
Materials and Supplies	0	0	0	0	0	7,000
Contractual Services	0	0	0	0	0	109,491
Other Charges	0	0	0	0	0	80,485
Capital Outlay	0	0	0	0	0	71,427
<b>TOTAL AUTOTHEFT GRANT FY 13/14</b>	<b>0</b>	<b>0</b>	<b>0</b>	<b>0</b>	<b>0</b>	<b>824,399</b>
<b>TOTAL EXPENDITURES</b>	<b>705,830</b>	<b>716,632</b>	<b>633,084</b>	<b>1,296,486</b>	<b>1,296,486</b>	<b>824,399</b>
<b>CLOSING BALANCE</b>	<b>\$311,929</b>	<b>\$302,632</b>	<b>\$0</b>	<b>\$20,525</b>	<b>\$198,134</b>	<b>\$0</b>

FUND NUMBER  
DEPARTMENT NUMBER  
DIVISION NUMBER

222 AUTO THEFT TASK FORCE  
23 POLICE  
81 AUTO THEFT GRANT

## MISSION

The Laredo Auto Theft Task Force goals and objectives for fiscal year 2013 consist of several methods which will assist us in reducing, preventing, and detecting auto theft, as well as educating the community in auto theft awareness by means of presentations, brochure drop offs, public service announcements, and auto-theft booth displays.

The task force will continue to work with other agencies such as DPS, NICB, US Customs and Border Protection, OCRA, and Mexican authorities in order to reduce, prevent, and detect auto theft in the border City of Laredo, Texas and Webb County.

## OBJECTIVES, GOALS & PLANNED ACCOMPLISHMENTS

- To reduce the Auto Theft rate by **5 vehicles** as compared to fiscal year 2012, on a monthly and year end basis. **60 vehicles** per fiscal year.

**Objective:** The task force will attempt to reduce the auto theft rate by **5 vehicles** per month by means of public awareness presentations, PSA's, bridge inspections, H.E.A.T. registrations, window etchings, brochure drop offs, deployment of bait vehicles, and auto/burglary surveillances which includes the deployment of the SkyWatch towers.

- **Goal:** To reduce the Auto burglary rate by **7 vehicles** as compared to fiscal year 2011, on a monthly and year end basis. **84 vehicles** per fiscal year.

**Objective:** The task force will attempt to reduce the auto burglary rate by **7** vehicles by means of public awareness presentations, auto/burglary surveillances and aggressive auto burglary investigations.

- **Goal:** Continue the Crime Prevention/Public Awareness programs.
- **Objective:** The task force will perform a total of **24** Auto theft/Auto burglary Crime Prevention/Public awareness programs with a booth and display throughout the fiscal year (2 per month).
- **Goal:** Conduct investigations on vehicles going into Mexico at all four International bridges.
- **Objective:** The task force in conjunction with U.S. Customs will conduct **60** bridge inspections (5 per month) on all 4 International bridges.

FUND NUMBER

222 AUTO THEFT TASK FORCE

DEPARTMENT NUMBER

23 POLICE

DIVISION NUMBER

81 AUTO THEFT GRANT

OBJECTIVES, GOALS & PLANNED ACCOMPLISHMENTS - CONTINUED

- **Goal:** Conduct surveillance operations.
- **Objective:** The task force will conduct approximately **60** auto theft/Burglary surveillance operations (5 per month) at major public shopping centers along IH 35. This includes deploying the SkyWatch towers at local shopping centers and s special events.
- **Goal:** Continue the Used Auto Dealership inspections.
- **Objective:** The task force will perform **36** used auto dealership inspections throughout the fiscal year (3 per month).
- **Goal:** Continue to work in conjunction with NICB/DPS/Mexican Consulate in recovering stolen vehicles which are located in Mexico.
- **Objective:** The task force will continue to assist NICB/DPS/Mexican Consulate on a daily basis in order to bring back stolen vehicles into the United States from Mexico.

EXPENDITURES

	ACTUAL 09-10	ACTUAL 10-11	AMENDED 11-12	ESTIMATED 11-12	PROPOSED 12-13
Personnel Services	579,457	590,981	1,032,432	1,011,447	555,996
Materials & Supplies	20,945	6,237	13,000	13,000	7,000
Contractual Services	98,805	119,416	164,348	163,348	109,491
Other Charges	-	-	26,587	48,572	80,485
Capital Outlay	6,625	-	60,119	60,119	71,427
<b>TOTAL</b>	705,832	716,634	1,296,486	1,296,486	824,399

FUND NUMBER	222 AUTO THEFT TASK FORCE
DEPARTMENT NUMBER	23 POLICE
DIVISION NUMBER	81 AUTO THEFT GRANT

PERSONNEL POSITION LISTING

DEPT	DIV	AUTH #	POSITION NO.	GRADE	POSITION TITLE	12-13 PROPOSED ANNUAL RATE
23	81	154	50857	72	POLICE INVESTIGATOR	76,338
23	81	172	50857	72	POLICE INVESTIGATOR	77,881
23	81	175	50857	72	POLICE INVESTIGATOR	78,190
23	81	178	50857	72	POLICE INVESTIGATOR	77,794
23	81	68	51559	73	POLICE SERGEANT	82,370
<b>TOTAL COUNT</b>			<b>5</b>		<b>TOTAL SALARIES</b>	<b>392,574</b>

PERFORMANCE MEASURES

	ACTUAL 09-10	ACTUAL 10-11	ESTIMATED 11-12	PROPOSED 12-13
Number of stolen vehicles	1,162	653	460	500
Number of arrests	99	102	100	100
Number of recovered vehicles	349	300	275	285
Value of vehicles recovered	\$4,199,000	\$4,162,300	\$3,000	\$4,000
Value of stolen auto parts recovered	\$6,481	\$33,000	\$50,000	\$40,000
Number of dealership inspections	36	34	36	36
Bridge operations conducted	29	63	100	100
Public awareness events	115	108	100	100
Number of Auto Theft cases investigated	1,427	891	880	870

**CITY OF LAREDO, TEXAS  
FINANCIAL TASK FORCE  
OPERATING FUND  
FY 2012 - 2013**

	<u>ACTUAL FY 09-10</u>	<u>ACTUAL FY 10-11</u>	<u>ORIGINAL BUDGET FY 11-12</u>	<u>AMENDED BUDGET FY 11-12</u>	<u>TOTAL ESTIMATE FY 11-12</u>	<u>PROPOSED BUDGET FY 12-13</u>
<b>OPENING BALANCE</b>	<b>\$775,189</b>	<b>\$1,163,250</b>	<b>\$1,445,882</b>	<b>\$1,515,793</b>	<b>\$1,515,793</b>	<b>\$1,757,087</b>
<b>REVENUES</b>						
Intergovernmental Revenue	732,431	916,890	830,544	1,533,845	1,533,845	846,696
Rents, Royalties and Interest	4,768	4,419	2,200	2,200	5,300	2,700
Reimburse and Miscellaneous	457,331	423,031	320,000	314,524	351,183	320,000
<b>TOTAL REVENUES</b>	<b>1,194,530</b>	<b>1,344,339</b>	<b>1,152,744</b>	<b>1,850,569</b>	<b>1,890,328</b>	<b>1,169,396</b>
<b>TOTAL AVAILABLE</b>	<b>1,969,719</b>	<b>2,507,589</b>	<b>2,598,626</b>	<b>3,366,362</b>	<b>3,406,121</b>	<b>2,926,483</b>
<b>EXPENDITURES</b>						
<b>FINANCIAL 2008</b>						
Personnel Services	0	20,358	0	0	0	0
Materials and Supplies	7,292	2,416	0	0	0	0
Contractual Services	14,087	3,868	0	0	0	0
Capital Outlay	0	19,993	0	0	0	0
<b>TOTAL FINANCIAL 2008</b>	<b>21,379</b>	<b>46,634</b>	<b>0</b>	<b>0</b>	<b>0</b>	<b>0</b>
<b>FINANCIAL COUNTIES 2008</b>						
Personnel Services	0	49,013	0	0	0	0
<b>TOTAL FINANCIAL COUNTIES 2008</b>	<b>0</b>	<b>49,013</b>	<b>0</b>	<b>0</b>	<b>0</b>	<b>0</b>
<b>SO TX DRUG RELATED TF 08</b>						
Personnel Services	1,038	0	0	0	0	0
Materials and Supplies	672	0	0	0	0	0
Contractual Services	8,045	1,023	0	0	0	0
<b>TOTAL SO TX DRUG RELATED TF 08</b>	<b>9,755</b>	<b>1,023</b>	<b>0</b>	<b>0</b>	<b>0</b>	<b>0</b>
<b>FINANCIAL GRANT 2009</b>						
Personnel Services	227,864	13,786	0	0	0	0
Contractual Services	2,777	0	0	0	0	0
Capital Outlay	0	143,712	0	0	0	0
<b>TOTAL FINANCIAL GRANT 2009</b>	<b>230,640</b>	<b>157,498</b>	<b>0</b>	<b>0</b>	<b>0</b>	<b>0</b>

**CITY OF LAREDO, TEXAS  
FINANCIAL TASK FORCE  
OPERATING FUND  
FY 2012 - 2013**

	<u>ACTUAL FY 09-10</u>	<u>ACTUAL FY 10-11</u>	<u>ORIGINAL BUDGET FY 11-12</u>	<u>AMENDED BUDGET FY 11-12</u>	<u>TOTAL ESTIMATE FY 11-12</u>	<u>PROPOSED BUDGET FY 12-13</u>
<b>FINANCIAL COUNTIES 2009</b>						
Personnel Services	193,171	22,470	0	0	0	0
<b>TOTAL FINANCIAL COUNTIES 2009</b>	<b>193,171</b>	<b>22,470</b>	<b>0</b>	<b>0</b>	<b>0</b>	<b>0</b>
<b>PROGRAM INCOME</b>						
Personnel Services	32,034	68,240	0	31,751	31,751	0
Materials and Supplies	2,430	99	0	0	0	0
Contractual Services	39,575	6,543	665	2,305	2,305	9,488
Other Charges	0	0	120,000	81,133	81,133	120,000
Capital Outlay	0	24	0	0	0	0
<b>TOTAL PROGRAM INCOME</b>	<b>74,038</b>	<b>74,907</b>	<b>120,665</b>	<b>115,189</b>	<b>115,189</b>	<b>129,488</b>
<b>SO TX DRUG RELATED TF 09</b>						
Personnel Services	31,815	7,786	0	0	0	0
Materials and Supplies	1,750	940	0	0	0	0
Contractual Services	11,865	3,891	0	0	0	0
Capital Outlay	0	336	0	0	0	0
<b>TOTAL SO TX DRUG RELATED TF 09</b>	<b>45,430</b>	<b>12,953</b>	<b>0</b>	<b>0</b>	<b>0</b>	<b>0</b>
<b>FINANCIAL TF FY 12</b>						
Personnel Services	0	0	401,152	364,187	364,187	0
Materials and Supplies	0	0	29,500	29,500	29,500	0
Contractual Services	0	0	53,035	54,535	54,535	0
Other Charges	0	0	247,543	0	0	0
<b>TOTAL FINANCIAL TF FY 12</b>	<b>0</b>	<b>0</b>	<b>731,230</b>	<b>448,222</b>	<b>448,222</b>	<b>0</b>
<b>FINANCIAL COUNTIES FY 12</b>						
Personnel Services	0	0	0	287,882	287,882	0
<b>TOTAL FINANCIAL COUNTIES FY 12</b>	<b>0</b>	<b>0</b>	<b>0</b>	<b>287,882</b>	<b>287,882</b>	<b>0</b>



**CITY OF LAREDO, TEXAS  
FINANCIAL TASK FORCE  
OPERATING FUND  
FY 2012 - 2013**

	<u>ACTUAL FY 09-10</u>	<u>ACTUAL FY 10-11</u>	<u>ORIGINAL BUDGET FY 11-12</u>	<u>AMENDED BUDGET FY 11-12</u>	<u>TOTAL ESTIMATE FY 11-12</u>	<u>PROPOSED BUDGET FY 12-13</u>
<b>SO. TX. DRUG RELATED FY12</b>						
Personnel Services	0	0	43,805	44,725	44,725	0
Materials and Supplies	0	0	27,687	27,687	27,687	0
Contractual Services	0	0	22,504	27,504	27,504	0
Other Charges	0	0	5,318	0	0	0
<b>TOTAL SO. TX. DRUG RELATED FY12</b>	<b>0</b>	<b>0</b>	<b>99,314</b>	<b>99,916</b>	<b>99,916</b>	<b>0</b>
<b>FINANCIAL TF 2013</b>						
Personnel Services	0	0	0	0	0	408,085
Materials and Supplies	0	0	0	0	0	29,500
Contractual Services	0	0	0	0	0	52,505
Other Charges	0	0	0	0	0	257,369
<b>TOTAL FINANCIAL TF 2013</b>	<b>0</b>	<b>0</b>	<b>0</b>	<b>0</b>	<b>0</b>	<b>747,459</b>
<b>FINANCIAL TSK FORCE 2006</b>						
Personnel Services	10,992	0	0	0	0	0
Contractual Services	0	101	0	0	0	0
<b>TOTAL FINANCIAL TSK FORCE 2006</b>	<b>10,992</b>	<b>101</b>	<b>0</b>	<b>0</b>	<b>0</b>	<b>0</b>
<b>FINANCIAL GRANT 2010</b>						
Personnel Services	144,349	253,407	0	7,463	7,463	0
Materials and Supplies	0	3,985	0	0	0	0
Contractual Services	0	11,900	0	0	0	0
Capital Outlay	0	66,089	0	17,740	17,740	0
<b>TOTAL FINANCIAL GRANT 2010</b>	<b>144,349</b>	<b>335,381</b>	<b>0</b>	<b>25,203</b>	<b>25,203</b>	<b>0</b>
<b>SO. TX. DRUG RELATED FY11</b>						
Personnel Services	0	3,924	0	47,501	47,501	0
Materials and Supplies	0	2,223	0	8,865	8,865	0
Contractual Services	0	30,010	0	7,394	7,394	0
<b>TOTAL SO. TX. DRUG RELATED FY11</b>	<b>0</b>	<b>36,156</b>	<b>0</b>	<b>63,760</b>	<b>63,760</b>	<b>0</b>

**CITY OF LAREDO, TEXAS  
FINANCIAL TASK FORCE  
OPERATING FUND  
FY 2012 - 2013**

	<u>ACTUAL FY 09-10</u>	<u>ACTUAL FY 10-11</u>	<u>ORIGINAL BUDGET FY 11-12</u>	<u>AMENDED BUDGET FY 11-12</u>	<u>TOTAL ESTIMATE FY 11-12</u>	<u>PROPOSED BUDGET FY 12-13</u>
<b>FINANCIAL GRANT 2007</b>						
Personnel Services	17,856	6,474	0	0	0	0
Materials and Supplies	7,132	0	0	0	0	0
Contractual Services	14,990	761	0	0	0	0
Capital Outlay	0	17,337	0	0	0	0
<b>TOTAL FINANCIAL GRANT 2007</b>	<b>39,979</b>	<b>24,573</b>	<b>0</b>	<b>0</b>	<b>0</b>	<b>0</b>
<b>FINANCIAL COUNTIES 2007</b>						
Personnel Services	0	893	0	0	0	0
<b>TOTAL FINANCIAL COUNTIES 2007</b>	<b>0</b>	<b>893</b>	<b>0</b>	<b>0</b>	<b>0</b>	<b>0</b>
<b>S TX DRUG RELTD TF 2007</b>						
Personnel Services	7,369	1,230	0	0	0	0
<b>TOTAL S TX DRUG RELTD TF 2007</b>	<b>7,369</b>	<b>1,230</b>	<b>0</b>	<b>0</b>	<b>0</b>	<b>0</b>
<b>SO. TX. DRUG RELATED 1213</b>						
Personnel Services	0	0	0	0	0	44,046
Materials and Supplies	0	0	0	0	0	27,687
Contractual Services	0	0	0	0	0	27,504
<b>TOTAL SO. TX. DRUG RELATED 1213</b>	<b>0</b>	<b>0</b>	<b>0</b>	<b>0</b>	<b>0</b>	<b>99,237</b>
<b>FINANCIAL COUNTIES 2010</b>						
Personnel Services	26,746	56,276	0	7,946	7,946	0
<b>TOTAL FINANCIAL COUNTIES 2010</b>	<b>26,746</b>	<b>56,276</b>	<b>0</b>	<b>7,946</b>	<b>7,946</b>	<b>0</b>
<b>FINANCIAL TF FY 11</b>						
Personnel Services	0	34,131	0	333,816	333,816	0
Materials and Supplies	0	8,307	0	21,265	21,265	0
Contractual Services	0	22,353	0	32,261	32,261	0
<b>TOTAL FINANCIAL TF FY 11</b>	<b>0</b>	<b>64,791</b>	<b>0</b>	<b>387,342</b>	<b>387,342</b>	<b>0</b>

**CITY OF LAREDO, TEXAS  
FINANCIAL TASK FORCE  
OPERATING FUND  
FY 2012 - 2013**

	<u>ACTUAL FY 09-10</u>	<u>ACTUAL FY 10-11</u>	<u>ORIGINAL BUDGET FY 11-12</u>	<u>AMENDED BUDGET FY 11-12</u>	<u>TOTAL ESTIMATE FY 11-12</u>	<u>PROPOSED BUDGET FY 12-13</u>
<b>FINANCIAL-COUNTIES FY 11</b>						
Personnel Services	0	70,397	0	213,574	213,574	0
<b>TOTAL FINANCIAL-COUNTIES FY 11</b>	<b>0</b>	<b>70,397</b>	<b>0</b>	<b>213,574</b>	<b>213,574</b>	<b>0</b>
<b>SO TX DRUG RELATED TF 10</b>						
Personnel Services	0	15,607	0	0	0	0
Materials and Supplies	0	604	0	0	0	0
Contractual Services	2,620	21,289	0	0	0	0
<b>TOTAL SO TX DRUG RELATED TF 10</b>	<b>2,620</b>	<b>37,499</b>	<b>0</b>	<b>0</b>	<b>0</b>	<b>0</b>
<b>TOTAL EXPENDITURES</b>	<b>806,469</b>	<b>991,796</b>	<b>951,209</b>	<b>1,649,034</b>	<b>1,649,034</b>	<b>976,184</b>
<b>CLOSING BALANCE</b>	<b>\$1,163,250</b>	<b>\$1,515,793</b>	<b>\$1,647,417</b>	<b>\$1,717,328</b>	<b>\$1,757,087</b>	<b>\$1,950,299</b>

FUND NUMBER	223 FINANCIAL TASK FORCE
DEPARTMENT NUMBER	23 POLICE
DIVISION NUMBER	71 SOUTH TX DRUG RELATED 37 FINANCIAL TASK FORCE

EXPENDITURES

	ACTUAL 09-10	ACTUAL 10-11	AMENDED 11-12	ESTIMATED 11-12	PROPOSED 12-13
Personnel Services	693,236	623,993	1,338,845	1,338,845	452,131
Materials & Supplies	19,276	18,575	87,317	87,317	57,187
Contractual Services	93,959	101,740	81,133	81,133	89,497
Other Charges	-	-	387,342	387,342	257,369
Capital Outlay	-	247,491	17,740	17,740	120,000
<b>TOTAL</b>	<b>806,471</b>	<b>991,799</b>	<b>1,649,034</b>	<b>1,649,034</b>	<b>976,184</b>

PERSONNEL POSITION LISTING

DEPT	DIV	AUTH #	POSITION NO.	GRADE	POSITION TITLE	12-13 PROPOSED ANNUAL RATE
23	37	51	50857	72	POLICE INVESTIGATOR	77,191
23	37	73	50857	72	POLICE INVESTIGATOR	78,463
23	37	173	50857	72	POLICE INVESTIGATOR	78,505
23	37	45	20015	R35	ADMINISTRATIVE ASSISTANT II	45,760
<b>TOTAL COUNT</b>			<b>4</b>		<b>TOTAL SALARIES</b>	<b>279,919</b>

PERFORMANCE MEASURES - FINANCIAL NARCOTICS ENFORCEMENT TEAM (H.I.D.T.A.)

Workload Measures	ACTUAL 09-10	ACTUAL 10-11	ESTIMATED 11-12	PROPOSED 12-13
Marijuana Seized ( Value)	9,585,963	6,798,392	5,674,887	4,800,000
Assets Seized: Currency	1,201,580	2,378,,461	1,800,000	1,200,000
Assets Forfeited: Currency	1,611,280	457,331	408,911	450,000
Cases	78	111	110	85
Arrests	89	121	150	75

**CITY OF LAREDO, TEXAS  
SPECIAL POLICE  
OPERATING GRANTS FUND  
FY 2012 - 2013**

	<u>ACTUAL FY 09-10</u>	<u>ACTUAL FY 10-11</u>	<u>ORIGINAL BUDGET FY 11-12</u>	<u>AMENDED BUDGET FY 11-12</u>	<u>TOTAL ESTIMATE FY 11-12</u>	<u>PROPOSED BUDGET FY 12-13</u>
<b>OPENING BALANCE</b>	<b>\$134,523</b>	<b>\$14,357</b>	<b>\$14,179</b>	<b>\$13,466</b>	<b>\$13,466</b>	<b>\$33,461</b>
<b>REVENUES</b>						
Intergovernmental Revenue	1,467,581	1,694,923	1,878,871	7,614,490	7,582,986	1,903,741
Rents, Royalties and Interest	0	144	0	0	4	0
Reimburse and Miscellaneous	19,980	0	0	0	0	0
Other Financing Sources	385,871	50,401	121,047	121,047	121,047	90,102
<b>TOTAL REVENUES</b>	<b>1,873,433</b>	<b>1,745,468</b>	<b>1,999,918</b>	<b>7,735,537</b>	<b>7,704,037</b>	<b>1,993,843</b>
<b>TOTAL AVAILABLE</b>	<b>2,007,956</b>	<b>1,759,825</b>	<b>2,014,097</b>	<b>7,749,003</b>	<b>7,717,503</b>	<b>2,027,304</b>
<b>EXPENDITURES</b>						
<b>CUSTOMS-NARCOTICS</b>						
Personnel Services	67,251	48,253	115,865	115,865	115,865	116,502
<b>TOTAL CUSTOMS-NARCOTICS</b>	<b>67,251</b>	<b>48,253</b>	<b>115,865</b>	<b>115,865</b>	<b>115,865</b>	<b>116,502</b>
<b>JUSTICE ASSISTANCE 07/08</b>						
Capital Outlay	5,477	0	0	0	0	0
<b>TOTAL JUSTICE ASSISTANCE 07/08</b>	<b>5,477</b>	<b>0</b>	<b>0</b>	<b>0</b>	<b>0</b>	<b>0</b>
<b>JUSTICE ASSIST. WEBB 0708</b>						
Materials and Supplies	62,641	179	0	0	0	0
<b>TOTAL JUSTICE ASSIST. WEBB 0708</b>	<b>62,641</b>	<b>179</b>	<b>0</b>	<b>0</b>	<b>0</b>	<b>0</b>
<b>GDEM/BORDER SEC. FY 11</b>						
Personnel Services	0	250,405	0	49,595	49,595	0
<b>TOTAL GDEM/BORDER SEC. FY 11</b>	<b>0</b>	<b>250,405</b>	<b>0</b>	<b>49,595</b>	<b>49,595</b>	<b>0</b>

**CITY OF LAREDO, TEXAS  
SPECIAL POLICE  
OPERATING GRANTS FUND  
FY 2012 - 2013**

	<u>ACTUAL FY 09-10</u>	<u>ACTUAL FY 10-11</u>	<u>ORIGINAL BUDGET FY 11-12</u>	<u>AMENDED BUDGET FY 11-12</u>	<u>TOTAL ESTIMATE FY 11-12</u>	<u>PROPOSED BUDGET FY 12-13</u>
<b>COMPR. COMM. VEH. STEP</b>						
Personnel Services	52,243	0	63,662	48,128	48,128	64,012
Other Charges	0	0	0	5,534	0	0
<b>TOTAL COMPR. COMM. VEH. STEP</b>	<b>52,243</b>	<b>0</b>	<b>63,662</b>	<b>53,662</b>	<b>48,128</b>	<b>64,012</b>
<b>COMPREHENSIVE STEP</b>						
Personnel Services	128,725	0	127,324	115,091	115,091	128,024
Other Charges	0	0	0	12,233	0	0
<b>TOTAL COMPREHENSIVE STEP</b>	<b>128,725</b>	<b>0</b>	<b>127,324</b>	<b>127,324</b>	<b>115,091</b>	<b>128,024</b>
<b>BULLETPROOF VEST 08-12</b>						
Materials and Supplies	41,659	0	0	0	0	0
<b>TOTAL BULLETPROOF VEST 08-12</b>	<b>41,659</b>	<b>0</b>	<b>0</b>	<b>0</b>	<b>0</b>	<b>0</b>
<b>GANG INITIATIVE FY 11</b>						
Personnel Services	0	184,589	0	0	0	0
<b>TOTAL GANG INITIATIVE FY 11</b>	<b>0</b>	<b>184,589</b>	<b>0</b>	<b>0</b>	<b>0</b>	<b>0</b>
<b>CLICK IT OR TICKET</b>						
Personnel Services	12,782	8,311	25,465	9,000	9,000	25,605
Other Charges	0	0	0	16,465	0	0
<b>TOTAL CLICK IT OR TICKET</b>	<b>12,782</b>	<b>8,311</b>	<b>25,465</b>	<b>25,465</b>	<b>9,000</b>	<b>25,605</b>
<b>TOBACCO COMPLIANCE 11/12</b>						
Personnel Services	0	1,272	0	2,228	2,228	0
<b>TOTAL TOBACCO COMPLIANCE 11/12</b>	<b>0</b>	<b>1,272</b>	<b>0</b>	<b>2,228</b>	<b>2,228</b>	<b>0</b>
<b>BULLETPROOF VESTS 11-12</b>						
Materials and Supplies	0	0	40,000	7,962	7,962	0
<b>TOTAL BULLETPROOF VESTS 11-12</b>	<b>0</b>	<b>0</b>	<b>40,000</b>	<b>7,962</b>	<b>7,962</b>	<b>0</b>

**CITY OF LAREDO, TEXAS  
SPECIAL POLICE  
OPERATING GRANTS FUND  
FY 2012 - 2013**

	<u>ACTUAL FY 09-10</u>	<u>ACTUAL FY 10-11</u>	<u>ORIGINAL BUDGET FY 11-12</u>	<u>AMENDED BUDGET FY 11-12</u>	<u>TOTAL ESTIMATE FY 11-12</u>	<u>PROPOSED BUDGET FY 12-13</u>
<b>SAFE NEIGHBORHOOD 09-C03K</b>						
Personnel Services	0	2,304	0	2,740	3,515	0
<b>TOTAL SAFE NEIGHBORHOOD 09-C03K</b>	<b>0</b>	<b>2,304</b>	<b>0</b>	<b>2,740</b>	<b>3,515</b>	<b>0</b>
<b>JAG-CITY FY 11</b>						
Personnel Services	0	35,977	0	35,325	35,325	0
<b>TOTAL JAG-CITY FY 11</b>	<b>0</b>	<b>35,977</b>	<b>0</b>	<b>35,325</b>	<b>35,325</b>	<b>0</b>
<b>JAG-COUNTY FY 11</b>						
Materials and Supplies	0	15,058	0	56,243	56,243	0
<b>TOTAL JAG-COUNTY FY 11</b>	<b>0</b>	<b>15,058</b>	<b>0</b>	<b>56,243</b>	<b>56,243</b>	<b>0</b>
<b>BULLETPROOF VEST 09</b>						
Materials and Supplies	20,609	396	0	0	0	0
<b>TOTAL BULLETPROOF VEST 09</b>	<b>20,609</b>	<b>396</b>	<b>0</b>	<b>0</b>	<b>0</b>	<b>0</b>
<b>FBI-SAFE STREETS TF</b>						
Personnel Services	41,026	38,456	43,805	43,805	43,805	44,046
<b>TOTAL FBI-SAFE STREETS TF</b>	<b>41,026</b>	<b>38,456</b>	<b>43,805</b>	<b>43,805</b>	<b>43,805</b>	<b>44,046</b>
<b>DWI ENFORCEMENT</b>						
Personnel Services	0	0	63,662	63,662	63,662	64,012
<b>TOTAL DWI ENFORCEMENT</b>	<b>0</b>	<b>0</b>	<b>63,662</b>	<b>63,662</b>	<b>63,662</b>	<b>64,012</b>
<b>JUSTICE ASSISTANCE 07-11</b>						
Capital Outlay	0	192	0	0	0	0
<b>TOTAL JUSTICE ASSISTANCE 07-11</b>	<b>0</b>	<b>192</b>	<b>0</b>	<b>0</b>	<b>0</b>	<b>0</b>

**CITY OF LAREDO, TEXAS  
SPECIAL POLICE  
OPERATING GRANTS FUND  
FY 2012 - 2013**

	<u>ACTUAL FY 09-10</u>	<u>ACTUAL FY 10-11</u>	<u>ORIGINAL BUDGET FY 11-12</u>	<u>AMENDED BUDGET FY 11-12</u>	<u>TOTAL ESTIMATE FY 11-12</u>	<u>PROPOSED BUDGET FY 12-13</u>
<b>JUSTICE ASSIST.WEBB 07-11</b>						
Materials and Supplies	14,520	0	0	5,651	5,651	0
<b>TOTAL JUSTICE ASSIST.WEBB 07-11</b>	<b>14,520</b>	<b>0</b>	<b>0</b>	<b>5,651</b>	<b>5,651</b>	<b>0</b>
<b>LDO JOINT TERRORISM TF</b>						
Personnel Services	20,658	22,340	21,902	21,902	21,902	22,022
<b>TOTAL LDO JOINT TERRORISM TF</b>	<b>20,658</b>	<b>22,340</b>	<b>21,902</b>	<b>21,902</b>	<b>21,902</b>	<b>22,022</b>
<b>OCDETF-DEA</b>						
Personnel Services	11,958	10,788	21,902	33,902	33,902	44,043
Materials and Supplies	4,410	1,256	0	8,811	8,811	0
<b>TOTAL OCDETF-DEA</b>	<b>16,367</b>	<b>12,045</b>	<b>21,902</b>	<b>42,713</b>	<b>42,713</b>	<b>44,043</b>
<b>OCDETF-FBI</b>						
Personnel Services	0	9,533	0	11,000	11,000	10,242
<b>TOTAL OCDETF-FBI</b>	<b>0</b>	<b>9,533</b>	<b>0</b>	<b>11,000</b>	<b>11,000</b>	<b>10,242</b>
<b>SRO/COPS IN SCHOOL 02/05</b>						
Personnel Services	385,282	0	0	0	0	0
<b>TOTAL SRO/COPS IN SCHOOL 02/05</b>	<b>385,282</b>	<b>0</b>	<b>0</b>	<b>0</b>	<b>0</b>	<b>0</b>
<b>JAG GRANT 2009 ARRA</b>						
Materials and Supplies	2,163	0	0	0	0	0
Contractual Services	28,254	0	0	0	0	0
Capital Outlay	216,471	50,045	0	0	0	0
<b>TOTAL JAG GRANT 2009 ARRA</b>	<b>246,888</b>	<b>50,045</b>	<b>0</b>	<b>0</b>	<b>0</b>	<b>0</b>
<b>JUSTICE ASSISTANCE 08-12</b>						
Capital Outlay	69,907	0	0	0	0	0
<b>TOTAL JUSTICE ASSISTANCE 08-12</b>	<b>69,907</b>	<b>0</b>	<b>0</b>	<b>0</b>	<b>0</b>	<b>0</b>



**CITY OF LAREDO, TEXAS  
SPECIAL POLICE  
OPERATING GRANTS FUND  
FY 2012 - 2013**

	<u>ACTUAL FY 09-10</u>	<u>ACTUAL FY 10-11</u>	<u>ORIGINAL BUDGET FY 11-12</u>	<u>AMENDED BUDGET FY 11-12</u>	<u>TOTAL ESTIMATE FY 11-12</u>	<u>PROPOSED BUDGET FY 12-13</u>
<b>LAREDO RECOVERY ACT ARRA</b>						
Personnel Services	173,520	277,018	0	0	0	0
Capital Outlay	0	44,246	0	0	0	0
<b>TOTAL LAREDO RECOVERY ACT ARRA</b>	<b>173,520</b>	<b>321,264</b>	<b>0</b>	<b>0</b>	<b>0</b>	<b>0</b>
<b>JUSTICE ASSIST WEBB 08-12</b>						
Materials and Supplies	38,562	0	0	1,566	1,566	0
Contractual Services	0	29,778	0	0	0	0
<b>TOTAL JUSTICE ASSIST WEBB 08-12</b>	<b>38,562</b>	<b>29,778</b>	<b>0</b>	<b>1,566</b>	<b>1,566</b>	<b>0</b>
<b>BULLETPROOF VEST 10/11</b>						
Materials and Supplies	0	11,547	0	0	0	0
<b>TOTAL BULLETPROOF VEST 10/11</b>	<b>0</b>	<b>11,547</b>	<b>0</b>	<b>0</b>	<b>0</b>	<b>0</b>
<b>OPERATION STONEGARDEN '09</b>						
Personnel Services	0	266,098	0	433,902	433,902	0
<b>TOTAL OPERATION STONEGARDEN '09</b>	<b>0</b>	<b>266,098</b>	<b>0</b>	<b>433,902</b>	<b>433,902</b>	<b>0</b>
<b>JAG RECOVERY GRANT</b>						
Materials and Supplies	313,318	51,870	0	30,495	30,495	0
Contractual Services	113,548	1,594	0	0	0	0
Capital Outlay	0	75,000	0	0	0	0
<b>TOTAL JAG RECOVERY GRANT</b>	<b>426,865</b>	<b>128,464</b>	<b>0</b>	<b>30,495</b>	<b>30,495</b>	<b>0</b>
<b>JAG-CITY FY 12</b>						
Personnel Services	0	0	101,209	59,940	59,940	0
Other Charges	0	0	149,192	121,709	121,709	0
<b>TOTAL JAG-CITY FY 12</b>	<b>0</b>	<b>0</b>	<b>250,401</b>	<b>181,649</b>	<b>181,649</b>	<b>0</b>

**CITY OF LAREDO, TEXAS  
SPECIAL POLICE  
OPERATING GRANTS FUND  
FY 2012 - 2013**

	<u>ACTUAL FY 09-10</u>	<u>ACTUAL FY 10-11</u>	<u>ORIGINAL BUDGET FY 11-12</u>	<u>AMENDED BUDGET FY 11-12</u>	<u>TOTAL ESTIMATE FY 11-12</u>	<u>PROPOSED BUDGET FY 12-13</u>
<b>JAG-COUNTY FY 12</b>						
Materials and Supplies	0	0	0	59,941	59,941	0
<b>TOTAL JAG-COUNTY FY 12</b>	<b>0</b>	<b>0</b>	<b>0</b>	<b>59,941</b>	<b>59,941</b>	<b>0</b>
<b>OPERATION STONEGARDEN '10</b>						
Personnel Services	0	0	0	435,819	435,819	0
Contractual Services	0	0	0	18,983	18,983	0
Capital Outlay	0	0	0	345,198	345,198	0
<b>TOTAL OPERATION STONEGARDEN '10</b>	<b>0</b>	<b>0</b>	<b>0</b>	<b>800,000</b>	<b>800,000</b>	<b>0</b>
<b>OPERATION STONEGARDEN 08</b>						
Contractual Services	0	0	0	1,179	1,179	0
Capital Outlay	0	0	0	191,821	191,821	0
<b>TOTAL OPERATION STONEGARDEN 08</b>	<b>0</b>	<b>0</b>	<b>0</b>	<b>193,000</b>	<b>193,000</b>	<b>0</b>
<b>BULLETPROOF VEST FY 12-13</b>						
Materials and Supplies	0	0	0	0	0	10,000
<b>TOTAL BULLETPROOF VEST FY 12-13</b>	<b>0</b>	<b>0</b>	<b>0</b>	<b>0</b>	<b>0</b>	<b>10,000</b>
<b>COPS HIRING PGM 11-13</b>						
Personnel Services	0	244,392	0	4,124,874	4,124,874	0
<b>TOTAL COPS HIRING PGM 11-13</b>	<b>0</b>	<b>244,392</b>	<b>0</b>	<b>4,124,874</b>	<b>4,124,874</b>	<b>0</b>
<b>JUSTICE ASSISTANCE FY1213</b>						
Personnel Services	0	0	0	0	0	105,583
Other Charges	0	0	0	0	0	48,295
<b>TOTAL JUSTICE ASSISTANCE FY1213</b>	<b>0</b>	<b>0</b>	<b>0</b>	<b>0</b>	<b>0</b>	<b>153,878</b>

**CITY OF LAREDO, TEXAS  
SPECIAL POLICE  
OPERATING GRANTS FUND  
FY 2012 - 2013**

	<u>ACTUAL FY 09-10</u>	<u>ACTUAL FY 10-11</u>	<u>ORIGINAL BUDGET FY 11-12</u>	<u>AMENDED BUDGET FY 11-12</u>	<u>TOTAL ESTIMATE FY 11-12</u>	<u>PROPOSED BUDGET FY 12-13</u>
<b>STONEGARDEN FY 2013</b>						
Personnel Services	0	0	0	0	0	896,167
<b>TOTAL STONEGARDEN FY 2013</b>	<b>0</b>	<b>0</b>	<b>0</b>	<b>0</b>	<b>0</b>	<b>896,167</b>
<b>TOBACCO COMP 0910-0811</b>						
Personnel Services	0	4,422	0	0	0	0
<b>TOTAL TOBACCO COMP 0910-0811</b>	<b>0</b>	<b>4,422</b>	<b>0</b>	<b>0</b>	<b>0</b>	<b>0</b>
<b>BULLET PROOF VEST 06/07</b>						
Materials and Supplies	2,602	0	0	0	0	0
<b>TOTAL BULLET PROOF VEST 06/07</b>	<b>2,602</b>	<b>0</b>	<b>0</b>	<b>0</b>	<b>0</b>	<b>0</b>
<b>JUSTICE ASST GNT-WEBB CTY</b>						
Materials and Supplies	40,434	0	0	0	0	0
<b>TOTAL JUSTICE ASST GNT-WEBB CTY</b>	<b>40,434</b>	<b>0</b>	<b>0</b>	<b>0</b>	<b>0</b>	<b>0</b>
<b>ALCOHOL,TOBACCO &amp; FIREARM</b>						
Personnel Services	23,373	32,540	31,831	31,831	31,831	32,006
<b>TOTAL ALCOHOL,TOBACCO &amp; FIREARM</b>	<b>23,373</b>	<b>32,540</b>	<b>31,831</b>	<b>31,831</b>	<b>31,831</b>	<b>32,006</b>
<b>NEW GRANTS</b>						
Other Charges	0	0	14,179	32,217	0	13,470
Capital Outlay	19,980	0	0	0	0	0
<b>TOTAL NEW GRANTS</b>	<b>19,980</b>	<b>0</b>	<b>14,179</b>	<b>32,217</b>	<b>0</b>	<b>13,470</b>
<b>FUG. APPREH.-US MARSHALLS</b>						
Personnel Services	66,725	28,497	19,099	20,099	20,099	19,204
Materials and Supplies	15,501	0	0	0	0	0
<b>TOTAL FUG. APPREH.-US MARSHALLS</b>	<b>82,226</b>	<b>28,497</b>	<b>19,099</b>	<b>20,099</b>	<b>20,099</b>	<b>19,204</b>

**CITY OF LAREDO, TEXAS  
SPECIAL POLICE  
OPERATING GRANTS FUND  
FY 2012 - 2013**

	<u>ACTUAL FY 09-10</u>	<u>ACTUAL FY 10-11</u>	<u>ORIGINAL BUDGET FY 11-12</u>	<u>AMENDED BUDGET FY 11-12</u>	<u>TOTAL ESTIMATE FY 11-12</u>	<u>PROPOSED BUDGET FY 12-13</u>
<b>GANG INITIATIVE FY 12</b>						
Other Charges	0	0	200,000	200,000	200,000	0
<b>TOTAL GANG INITIATIVE FY 12</b>	<b>0</b>	<b>0</b>	<b>200,000</b>	<b>200,000</b>	<b>200,000</b>	<b>0</b>
<b>TOBACCO COMPLIANCE FY12</b>						
Other Charges	0	0	25,000	25,000	25,000	0
<b>TOTAL TOBACCO COMPLIANCE FY12</b>	<b>0</b>	<b>0</b>	<b>25,000</b>	<b>25,000</b>	<b>25,000</b>	<b>0</b>
<b>BORDER SECURITY FY 12</b>						
Personnel Services	0	0	0	0	0	384,071
Other Charges	0	0	250,000	250,000	250,000	0
<b>TOTAL BORDER SECURITY FY 12</b>	<b>0</b>	<b>0</b>	<b>250,000</b>	<b>250,000</b>	<b>250,000</b>	<b>384,071</b>
<b>STONEGARDEN FY 12</b>						
Other Charges	0	0	700,000	700,000	700,000	0
<b>TOTAL STONEGARDEN FY 12</b>	<b>0</b>	<b>0</b>	<b>700,000</b>	<b>700,000</b>	<b>700,000</b>	<b>0</b>
<b>TOTAL EXPENDITURES</b>	<b>1,993,599</b>	<b>1,746,359</b>	<b>2,014,097</b>	<b>7,749,716</b>	<b>7,684,042</b>	<b>2,027,304</b>
<b>CLOSING BALANCE</b>	<b>\$14,357</b>	<b>\$13,466</b>	<b>\$0</b>	<b>(\$713)</b>	<b>\$33,461</b>	<b>\$0</b>

**CITY OF LAREDO, TEXAS  
POLICE TRUST  
OPERATING FUND  
FY 2012 - 2013**

	<u>ACTUAL FY 09-10</u>	<u>ACTUAL FY 10-11</u>	<u>ORIGINAL BUDGET FY 11-12</u>	<u>AMENDED BUDGET FY 11-12</u>	<u>TOTAL ESTIMATE FY 11-12</u>	<u>PROPOSED BUDGET FY 12-13</u>
<b>OPENING BALANCE</b>	<b>\$3,707,097</b>	<b>\$6,459,070</b>	<b>\$3,655,770</b>	<b>\$5,221,113</b>	<b>\$5,221,113</b>	<b>\$3,008,710</b>
<b>REVENUES</b>						
Intergovernmental Revenue	0	100	0	0	0	0
Rents, Royalties and Interest	32,063	24,155	16,000	16,000	17,175	12,700
Reimburse and Miscellaneous	4,764,446	2,730,959	1,550,000	1,550,000	730,000	647,000
Other Financing Sources	1,330,425	807,653	0	0	0	0
<b>TOTAL REVENUES</b>	<b>6,126,934</b>	<b>3,562,867</b>	<b>1,566,000</b>	<b>1,566,000</b>	<b>747,175</b>	<b>659,700</b>
<b>TOTAL AVAILABLE</b>	<b>9,834,031</b>	<b>10,021,937</b>	<b>5,221,770</b>	<b>6,787,113</b>	<b>5,968,288</b>	<b>3,668,410</b>
<b>EXPENDITURES</b>						
<b>TRUST FUND</b>						
Personnel Services	0	0	344,951	344,951	344,951	344,951
Materials and Supplies	157,220	563,178	600,000	666,940	394,001	450,000
Contractual Services	9,439	160,749	370,000	403,920	122,552	160,000
Other Charges	0	18,578	300,000	1,246,000	0	300,000
Capital Outlay	1,565,940	3,351,542	300,000	927,112	895,897	0
Debt Service	1,642,362	620,559	522,757	522,757	522,757	522,757
Intergovernmental Transfers	0	86,220	679,420	679,420	679,420	678,500
<b>TOTAL TRUST FUND</b>	<b>3,374,960</b>	<b>4,800,825</b>	<b>3,117,128</b>	<b>4,791,100</b>	<b>2,959,578</b>	<b>2,456,208</b>
<b>TOTAL EXPENDITURES</b>	<b>3,374,960</b>	<b>4,800,825</b>	<b>3,117,128</b>	<b>4,791,100</b>	<b>2,959,578</b>	<b>2,456,208</b>
<b>CLOSING BALANCE</b>	<b>\$6,459,070</b>	<b>\$5,221,113</b>	<b>\$2,104,642</b>	<b>\$1,996,013</b>	<b>\$3,008,710</b>	<b>\$1,212,202</b>

**City of Laredo, Texas  
Police Trust Fund  
Major Fund Changes  
FY 2012- 2013**

**REVENUES**

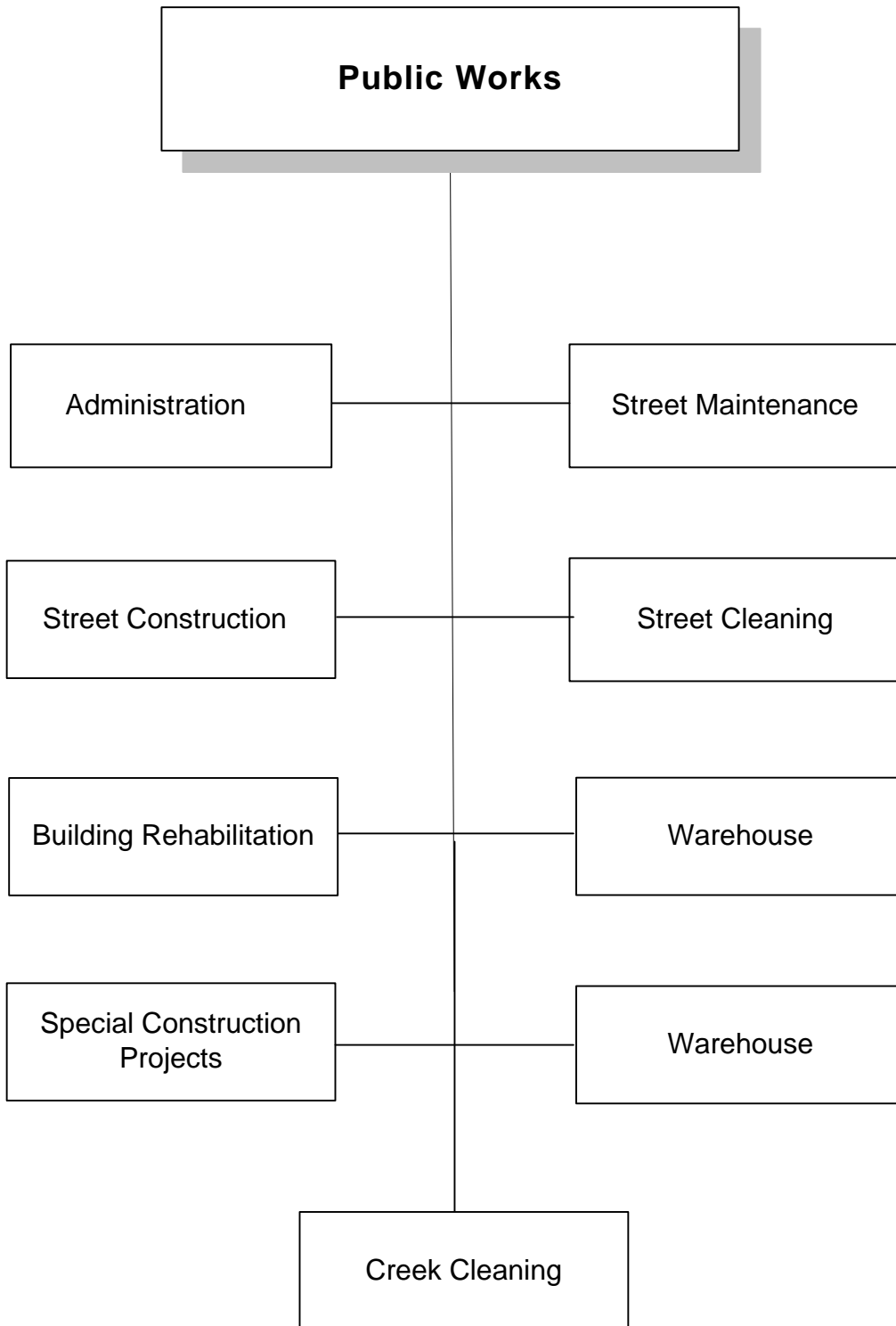
**Total Net Change from FY2012 to FY2013**                      \$ (906,300)    -25.4%

<u>Major Revenue Changes</u>	<u>Variance</u>	<u>% Change</u>
Seizure Funds	(868,000)	-33.0%
Sale of Vehicles	(35,000)	-37.9%

**EXPENDITURES**

Computer Hardware/Software	\$ (50,000)
Minor Apparatus	(50,000)
Ammunition	(50,000)
Professional Development	(120,000)
Maintenance of Machinery & Equipment	(100,000)
Support Services	10,000
Capital Outlay	(300,000)
Debt Service	<u>(920)</u>

**Total Net Change from FY2012 to FY2013**                      **\$ (660,920)**



**CITY OF LAREDO, TEXAS  
GENERAL FUND SUMMARY  
EXPENDITURES  
FY 2012-2013**

EXPENDITURES	ACTUAL FY 09-10	ACTUAL FY 10-11	ORIGINAL BUDGET FY 11-12	AMENDED BUDGET FY 11-12	TOTAL ESTIMATE FY 11-12	PROPOSED BUDGET FY 12-13
<b>PUBLIC WORKS</b>						
Administration						
Personnel Services	472,439	438,472	375,989	375,989	408,059	436,621
Materials and Supplies	14,430	15,267	18,453	31,823	31,923	17,007
Contractual Services	225,393	219,732	211,415	212,148	211,415	214,360
Subtotal Administration	712,262	673,471	605,857	619,960	651,397	667,988
Street Maintenance						
Personnel Services	564,815	575,315	722,637	722,637	587,830	734,519
Materials and Supplies	246,972	213,226	288,417	296,367	250,246	275,701
Contractual Services	145,862	165,869	157,295	157,295	157,295	217,587
Subtotal Street Maintenance	957,649	954,410	1,168,349	1,176,299	995,371	1,227,807
Street Construction						
Personnel Services	188,234	212,021	299,789	299,789	219,414	284,501
Materials and Supplies	283,943	344,217	396,562	403,018	340,666	620,755
Contractual Services	347,104	356,195	380,020	380,020	380,020	485,096
Other Charges	300	-	-	-	-	-
Subtotal Street Construction	819,581	912,433	1,076,371	1,082,827	940,100	1,390,352
Street Cleaning						
Personnel Services	787,714	801,579	939,453	917,128	905,988	1,030,111
Materials and Supplies	127,089	180,301	202,039	202,210	189,676	227,206
Contractual Services	281,541	298,757	255,912	279,036	255,912	328,100
Subtotal Street Cleaning	1,196,344	1,280,637	1,397,404	1,398,374	1,351,576	1,585,417
Building Rehab						
Personnel Services	608,710	573,924	731,391	731,391	624,485	739,557
Materials and Supplies	43,953	32,305	53,673	52,802	39,632	49,366
Contractual Services	24,371	23,238	24,862	25,762	24,862	23,836
Capital Outlay	-	22,018	-	53,105	53,105	-
Subtotal Building Rehab	677,034	651,485	809,926	863,060	742,084	812,759
Warehouse						
Personnel Services	36,276	70,151	86,033	86,033	73,494	51,599
Materials and Supplies	9,384	12,759	9,618	10,384	9,544	9,123
Contractual Services	4,760	7,329	16,932	16,988	16,932	6,900
Subtotal Warehouse	50,420	90,239	112,583	113,405	99,970	67,622
Special Constr. Projects						
Personnel Services	448,018	466,875	417,298	417,298	483,176	417,298
Materials and Supplies	1,561	7,888	-	-	11,940	-
Contractual Services	-	2,798	-	-	-	-
Subtotal Constr. Projects	449,579	477,561	417,298	417,298	495,116	417,298
<b>TOTAL PUBLIC WORKS</b>	<b>4,862,869</b>	<b>5,040,236</b>	<b>5,587,788</b>	<b>5,671,223</b>	<b>5,275,614</b>	<b>6,169,243</b>



**City of Laredo, Texas  
Public Works Department  
Major Fund Changes  
FY2012 - 2013**

**EXPENDITURES**

Personnel (due to new employees hired at above entry level rates, reclassifications, changes to benefits, etc.)	\$ 121,616
Motor fuel	66,110
Vehicle Maintenance	211,937
Inet Charges	7,998
800 MHz	1,257
Street Materials	168,328
Water	<u>4,209</u>
<b>Total Net Change from FY2012 to FY2013</b>	<b><u><u>\$ 581,455</u></u></b>

**CITY OF LAREDO  
DEPARTMENT REQUESTS  
PUBLIC WORKS  
FY 2012-2013**

**CAPITAL OUTLAY REQUESTS**

<b>Division</b>	<b>Description</b>	<b>Amount</b>	<b>Approved Yes/ No</b>
Street Maintenance	<b>Machinery &amp; Equipment</b> One Pot Patcher	\$ 145,000	Yes
Street Construction	<b>Machinery &amp; Equipment</b> Three Dump Trucks @ \$75,000 each	225,000	Yes
	One Water Truck	70,000	Yes
Street Cleaning	<b>Machinery &amp; Equipment</b> One Sweeper	210,000	Yes
	<b>Total</b>	<b>\$ 650,000</b>	

FUND NUMBER  
DEPARTMENT NUMBER  
DIVISION NUMBER

101 GENERAL FUND  
27 PUBLIC WORKS  
10 ADMINISTRATION

**MISSION**

The purpose of the Administration Division is to direct, supervise and support the daily operations of the Public Works Department.

**OBJECTIVES & PLANNED ACCOMPLISHMENTS**

- To manage, supervise and support all divisions within the Public Works Department in a productive and efficient manner.
- To properly account for all expenses.
- To have staff attend training sessions related to administration and computers.
- To improve customer service by providing prompt service to all complaints and requests.
- To complete all projects in a timely manner and within budget.
- To properly route all material and equipment purchases.
- To handle all personnel problems and vacancies in a timely manner.

**EXPENDITURES**

	<b>ACTUAL 09-10</b>	<b>ACTUAL 10-11</b>	<b>AMENDED 11-12</b>	<b>ESTIMATED 11-12</b>	<b>PROPOSED 12-13</b>
Personnel Services	472,440	438,472	375,989	408,059	436,621
Materials & Supplies	14,430	15,267	31,823	31,923	17,007
Contractual Services	225,397	219,732	212,148	211,415	214,360
<b>Total</b>	<b>712,267</b>	<b>673,471</b>	<b>619,960</b>	<b>651,397</b>	<b>667,988</b>

**PERSONNEL POSITION LISTING**

<b>DEPT</b>	<b>DIV</b>	<b>AUTH #</b>	<b>POSITION NO.</b>	<b>GRADE</b>	<b>POSITION TITLE</b>	<b>12-13 PROPOSED ANNUAL RATE</b>
27	10	140	80288	R23	CUSTODIAN	17,701
27	10	17	20011	R28	CLERK IV	32,032
27	10	35	20014	R32	ADMINISTRATIVE ASSISTANT I	46,925
27	10	59	20014	R32	ADMINISTRATIVE ASSISTANT I	29,557
27	10	1	15001	R37	CONSTRUCTION SUPERINTENDENT	57,366
27	10	1	11590	R43	PUBLIC WORKS DIRECTOR	124,134
<b>TOTAL COUNT</b>			<b>6</b>		<b>TOTAL SALARIES</b>	<b>307,714</b>

FUND NUMBER  
 DEPARTMENT NUMBER  
 DIVISION NUMBER

101 GENERAL FUND  
 27 PUBLIC WORKS  
 10 ADMINISTRATION

PERFORMANCE MEASURES

	ACTUAL 09-10	ACTUAL 10-11	ESTIMATED 11-12	PROPOSED 12-13
<b>Workload Measures</b>				
<i>Inputs</i>				
Number of full-time equivalent employees (FTE)	6.5	5.5	5.5	6
<i>Outputs</i>				
Total dollars managed	6,108,260	6,289,657	6,562,234	7,497,337
<b>Efficiency Measures</b>				
Dollars managed per FTE	939,732	1,143,574	1,193,133	1,249,556

FUND NUMBER  
 DEPARTMENT NUMBER  
 DIVISION NUMBER

101 GENERAL FUND  
 27 PUBLIC WORKS  
 20 STREET MAINTENANCE

**MISSION**

The goal of the Street Maintenance Division is to make sure that all city streets are in appropriately safe traveling condition in order to maintain a safe and efficient movement of pedestrians, traffic, goods and emergency services.

**OBJECTIVES & PLANNED ACCOMPLISHMENTS**

- Minimize long-term damage to the city's street infrastructure.
- Evaluate the affordability and effectiveness of various application options for the improved performance of street pothole patching.
- Repair utility street cuts in a more responsive manner.
- Encourage better trench compaction in all city street cuts.
- Constantly train all employees involved in pothole patching.
- Minimize repeat repairs on all potholes.

**EXPENDITURES**

	ACTUAL 09-10	ACTUAL 10-11	AMENDED 11-12	ESTIMATED 11-12	PROPOSED 12-13
Personnel Services	564,815	575,315	722,637	587,830	734,519
Materials & Supplies	246,971	213,227	296,367	250,246	275,701
Contractual Services	145,862	165,869	157,295	157,295	217,587
<b>Total</b>	957,648	954,411	1,176,299	995,371	1,227,807

**PERSONNEL POSITION LISTING**

DEPT	DIV	AUTH #	POSITION NO.	GRADE	POSITION TITLE	12-13 PROPOSED ANNUAL RATE
27	20	1	81101	R23	LABORER	18,762
27	20	2	81101	R23	LABORER	22,797
27	20	40	81101	R23	LABORER	28,330
27	20	238	81101	R23	LABORER	17,181
27	20	1	81988	R26	HEAVY TRUCK DRIVER	38,106
27	20	2	81988	R26	HEAVY TRUCK DRIVER	20,862

FUND NUMBER  
DEPARTMENT NUMBER  
DIVISION NUMBER

101 GENERAL FUND  
27 PUBLIC WORKS  
20 STREET MAINTENANCE

PERSONNEL POSITION LISTING - CONTINUED

DEPT	DIV	AUTH #	POSITION NO.	GRADE	POSITION TITLE	12-13 PROPOSED ANNUAL RATE
27	20	3	81988	R26	HEAVY TRUCK DRIVER	26,541
27	20	4	81988	R26	HEAVY TRUCK DRIVER	21,674
27	20	6	81988	R26	HEAVY TRUCK DRIVER	21,674
27	20	7	81988	R26	HEAVY TRUCK DRIVER	19,864
27	20	43	81988	R26	HEAVY TRUCK DRIVER	30,742
27	20	84	81988	R26	HEAVY TRUCK DRIVER	21,674
27	20	7	70465	R27	HEAVY EQUIPMENT OPERATOR	26,042
27	20	31	70201	R28	CARPENTER	40,019
27	20	1	70003	R29	HEAVY EQUIPMENT OPERATOR II	35,734
27	40	2	70003	R29	HEAVY EQUIPMENT OPERATOR II	27,331
27	20	8	71888	R32	MASTER ELECTRICIAN	28,995
27	20	3	81988	R26	HEAVY TRUCK DRIVER	26,541
<b>TOTAL COUNT</b>			<b>17</b>		<b>TOTAL SALARIES</b>	<b>163,405</b>

PERFORMANCE MEASURES

	ACTUAL 09-10	ACTUAL 10-11	ESTIMATED 11-12	PROPOSED 12-13
<b>Workload Measures</b>				
<i>Input</i>				
Number of pothole patching crews	5	5	5	5
Total budget - repairs	957,648	954,411	995,371	1,227,807
<i>Outputs</i>				
Number of potholes patched	21,489	23,284	24,490	25,500
Square feet of potholes patched	205,773	293,122	234,614	244,290
Number of utility service cuts patched	75	15	15	15
Square feet of utility service cuts patched	14,675	967	950	950
Total square feet patched (potholes and utility service cuts)	220,448	294,089	235,564	245,240
<b>Efficiency Measures</b>				
Cost per square foot of patching	4.48	3.25	4.23	5.01
Square feet of patching per crew	44,090	58,818	47,113	49,048

FUND NUMBER  
DEPARTMENT NUMBER  
DIVISION NUMBER

101 GENERAL FUND  
27 PUBLIC WORKS  
30 STREET CONSTRUCTION

**MISSION**

The purpose of the Street Construction Division is to make sure that all city streets, sidewalks, curbs, gutters and valley gutters throughout the city streets are in appropriately safe traveling condition for all motor vehicles allowing for the efficient movement of pedestrians, traffic, goods and emergency services.

**OBJECTIVES & PLANNED ACCOMPLISHMENTS**

- To manage, supervise and support all divisions within the Public Works Department in a productive and efficient manner.
- To properly account for all expenses.
- To have staff attend training sessions related to administration and computers.
- To improve customer service by providing prompt service to all complaints and requests.
- To complete all projects in a timely manner and within budget.
- To properly route all material and equipment purchases.
- To handle all personnel problems and vacancies in a timely manner.

**EXPENDITURES**

	<b>ACTUAL 09-10</b>	<b>ACTUAL 10-11</b>	<b>AMENDED 11-12</b>	<b>ESTIMATED 11-12</b>	<b>PROPOSED 12-13</b>
Personnel Services	188,233	212,021	299,789	219,414	284,501
Materials & Supplies	283,942	344,217	403,018	340,666	620,755
Contractual Services	347,104	356,195	380,020	380,020	485,096
Other Charges	300	-	-	-	-
<b>Total</b>	<b>819,579</b>	<b>912,433</b>	<b>1,082,827</b>	<b>940,100</b>	<b>1,390,352</b>

**PERSONNEL POSITION LISTING**

<b>DEPT</b>	<b>DIV</b>	<b>AUTH #</b>	<b>POSITION NO.</b>	<b>GRADE</b>	<b>POSITION TITLE</b>	<b>12-13 PROPOSED ANNUAL RATE</b>
27	30	4	81101	R23	LABORER	17,701
27	30	23	81101	R23	LABORER	22,797
27	30	10	81988	R26	HEAVY TRUCK DRIVER	19,864
27	30	40	81988	R26	HEAVY TRUCK DRIVER	26,853
27	30	63	81988	R26	HEAVY TRUCK DRIVER	29,890
27	30	16	70221	R28	CEMENT FINISHER	23,005
27	30	50	80006	R28	HEAVY TRUCK DRIVER III	23,296
<b>TOTAL COUNT</b>			<b>7</b>		<b>TOTAL SALARIES</b>	<b>163,405</b>

FUND NUMBER  
DEPARTMENT NUMBER  
DIVISION NUMBER

101 GENERAL FUND  
27 PUBLIC WORKS  
30 STREET CONSTRUCTION

PERFORMANCE MEASURES

	ACTUAL 09-10	ACTUAL 10-11	ESTIMATED 11-12	PROPOSED 12-13
<b>Workload Measures</b>				
<i>Inputs</i>				
Total project budget	819,579	912,433	940,100	1,390,352
<i>Outputs</i>				
Number of projects completed under \$15,000	135	118	115	120
Number of projects completed over \$15,000	30	25	20	25
<b>Efficiency Measures</b>				
% of projects completed within budget (under and over \$15,000)	95%	95%	95%	95%
<b>Effectiveness Measures</b>				
% of projects constructed on schedule	95%	95%	95%	95%



FUND NUMBER  
DEPARTMENT NUMBER  
DIVISION NUMBER

101 GENERAL FUND  
27 PUBLIC WORKS  
40 STREET CLEANING

### MISSION

The mission of the Street Cleaning Division is to keep all city streets and sidewalks free of debris in order to keep them aesthetically pleasing for all motor vehicles and pedestrians.

### OBJECTIVES & PLANNED ACCOMPLISHMENTS

- Maintain a street cleaning operation with the proper manpower and equipment necessary to keep the streets of Laredo as clean as possible.
- Set-up a schedule where all major thoroughfares, arterial and collector streets are cleaned in a systematic fashion.
- To continue with the weed cleaning operation along city street curbs and gutters with the use of environmentally acceptable herbicides.
- Keep the downtown streets and sidewalks clean of debris seven days of the year.

### EXPENDITURES

	ACTUAL 09-10	ACTUAL 10-11	AMENDED 11-12	ESTIMATED 11-12	PROPOSED 12-13
Personnel Services	787,713	801,579	917,128	905,988	1,030,111
Materials & Supplies	127,089	180,302	202,210	189,676	227,206
Contractual Services	281,542	298,758	279,036	255,912	328,100
<b>Total</b>	1,196,344	1,280,639	1,398,374	1,351,576	1,585,417

### PERSONNEL POSITION LISTING

DEPT	DIV	AUTH #	POSITION NO.	GRADE	POSITION TITLE	12-13 PROPOSED ANNUAL RATE
27	40	51	81101	R23	LABORER	17,701
27	40	7	81138	R25	LIGHT EQUIPMENT OPERATOR	20,696
27	40	5	70465	R27	HEAVY EQUIPMENT OPERATOR	26,042
27	40	8	70465	R27	HEAVY EQUIPMENT OPERATOR	25,542
27	40	54	70465	R27	HEAVY EQUIPMENT OPERATOR	32,302
27	40	56	70465	R27	HEAVY EQUIPMENT OPERATOR	26,437
27	40	58	70465	R27	HEAVY EQUIPMENT OPERATOR	29,349
27	40	62	70465	R27	HEAVY EQUIPMENT OPERATOR	28,454
27	40	87	70465	R27	HEAVY EQUIPMENT OPERATOR	37,710
27	40	88	70465	R27	HEAVY EQUIPMENT OPERATOR	38,854
27	40	89	70465	R27	HEAVY EQUIPMENT OPERATOR	32,427

FUND NUMBER  
DEPARTMENT NUMBER  
DIVISION NUMBER

101 GENERAL FUND  
27 PUBLIC WORKS  
40 STREET CLEANING

PERSONNEL POSITION LISTING - CONTINUED

27	40	236	70465	R27	HEAVY EQUIPMENT OPERATOR	26,042
27	40	237	70465	R27	HEAVY EQUIPMENT OPERATOR	26,042
27	40	238	70465	R27	HEAVY EQUIPMENT OPERATOR	26,042
27	40	239	70465	R27	HEAVY EQUIPMENT OPERATOR	25,542
27	40	240	70465	R27	HEAVY EQUIPMENT OPERATOR	25,542
27	40	241	70465	R27	HEAVY EQUIPMENT OPERATOR	25,542
27	40	235	70221	R28	CEMENT FINISHER	28,142
27	40	1	70881	R32	STREET CLEANING SUPERVISOR	52,541
27	40	55	71884	R32	STREET CONSTRUCTION SUPERVISOR	45,843
27	40	57	71884	R32	STREET CONSTRUCTION SUPERVISOR	46,758
<b>TOTAL COUNT</b>			<b>21</b>		<b>TOTAL SALARIES</b>	<b>643,552</b>

PERFORMANCE MEASURES

	ACTUAL 09-10	ACTUAL 10-11	ESTIMATED 11-12	PROPOSED 12-13
<b>Workload Measures</b>				
<i>Inputs</i>				
Total operating budget	1,196,344	1,280,639	1,351,576	1,585,417
<i>Outputs</i>				
Number of lane miles swept	41,090	41,090	41,090	41,090
<b>Efficiency Measures</b>				
Cost per lane of mile swept	29.12	29.12	29.12	29.12
<b>Effectiveness Measures</b>				
% of streets swept as scheduled	80%	80%	80%	80%

FUND NUMBER  
 DEPARTMENT NUMBER  
 DIVISION NUMBER

101 GENERAL FUND  
 27 PUBLIC WORKS  
 70 BUILDING REHABILITATION

**MISSION**

The purpose of the Building Rehabilitation Division is to maintain all city buildings in a satisfactory state of repair.

**OBJECTIVES & PLANNED ACCOMPLISHMENTS**

- To make necessary repairs in an efficient and timely manner.
- To respond to service requests within forty-eight hours.
- To improve record-keeping and cost accounting for all building repairs.
- To train and equip crews with the latest methods and procedures.

**EXPENDITURES**

	<b>ACTUAL 09-10</b>	<b>ACTUAL 10-11</b>	<b>AMENDED 11-12</b>	<b>ESTIMATED 11-12</b>	<b>PROPOSED 12-13</b>
Personnel Services	608,710	573,924	731,391	624,485	739,557
Materials & Supplies	43,953	32,305	52,802	39,632	49,366
Contractual Services	24,371	23,237	25,762	24,862	23,836
Capital Outlay	-	22,018	53,105	53,105	-
<b>Total</b>	<b>677,034</b>	<b>651,484</b>	<b>863,060</b>	<b>742,084</b>	<b>812,759</b>

**PERSONNEL POSITION LISTING**

<b>DEPT</b>	<b>DIV</b>	<b>AUTH #</b>	<b>POSITION NO.</b>	<b>GRADE</b>	<b>POSITION TITLE</b>	<b>12-13 PROPOSED ANNUAL RATE</b>
27	70	63	81101	R23	LABORER	17,701
27	70	144	81101	R23	LABORER	17,181
27	70	182	81101	R23	LABORER	25,438
27	70	247	81101	R23	LABORER	24,523
27	70	2	70201	R28	CARPENTER	23,005
27	70	8	70201	R28	CARPENTER	23,462
27	70	23	70201	R28	CARPENTER	37,794
27	70	1	71502	R28	PAINTER	32,074

FUND NUMBER  
 DEPARTMENT NUMBER  
 DIVISION NUMBER

101 GENERAL FUND  
 27 PUBLIC WORKS  
 70 BUILDING REHABILITATION

PERSONNEL POSITION LISTING - CONTINUED

DEPT	DIV	AUTH #	POSITION NO.	GRADE	POSITION TITLE	12-13 PROPOSED ANNUAL RATE
27	70	2	70014	R31	AIR CONDITIONING MECHANIC	44,054
27	70	4	70014	R31	AIR CONDITIONING MECHANIC	34,445
27	70	3	71888	R32	MASTER ELECTRICIAN	52,354
27	70	6	71884	R32	STREET CONSTRUCTION SUPERVISOR	39,042
27	70	9	71884	R32	STREET CONSTRUCTION SUPERVISOR	46,821
27	70	1	70257	R34	PUBLIC BUILDINGS SUPERVISOR	61,984
<b>TOTAL COUNT</b>			<b>14</b>		<b>TOTAL SALARIES</b>	<b>479,877</b>

PERFORMANCE MEASURES

	ACTUAL 09-10	ACTUAL 10-11	ESTIMATED 11-12	PROPOSED 12-13
<b>Workload Measures</b>				
<i>Inputs</i>				
Number of full-time equivalent employees (FTE)	14	14	14	14
<i>Outputs</i>				
Number of work orders completed	980	957	797	900
<b>Efficiency Measures</b>				
Number of work orders per FTE	70	68	57	65
<b>Effectiveness Measures</b>				
% of repair work orders completed within 3 working days	95%	95%	95%	95%

FUND NUMBER	101 GENERAL FUND
DEPARTMENT NUMBER	27 PUBLIC WORKS
DIVISION NUMBER	80 WAREHOUSE

**MISSION**

The purpose of the Warehouse Division is to make sure all Public Works Divisions have the proper tools and equipment in order to be able to continue with all projects and daily operations and to make sure that all supplies and equipment are properly inventoried.

**OBJECTIVES & PLANNED ACCOMPLISHMENTS**

- That every Public Works crew has all the tools and supplies needed before they begin a task.
- To manage the warehouse in a professional fashion.
- To be able to issue any type of supply when it is needed.
- To be sensitive to employee needs for items needed.

**EXPENDITURES**

	ACTUAL 09-10	ACTUAL 10-11	AMENDED 11-12	ESTIMATED 11-12	PROPOSED 12-13
Personnel Services	36,278	70,151	86,033	73,494	51,599
Materials & Supplies	9,384	12,760	10,384	9,544	9,123
Contractual Services	4,760	7,330	16,988	16,932	6,900
<b>Total</b>	50,422	90,241	113,405	99,970	67,622

**PERSONNEL POSITION LISTING**

DEPT	DIV	AUTH #	POSITION NO.	GRADE	POSITION TITLE	12-13 PROPOSED ANNUAL RATE
27	80	8	22201	R25	WAREHOUSE CLERK (unfunded)	-
27	80	1	72202	R29	WAREHOUSE SUPERVISOR	32,781
<b>TOTAL COUNT</b>			<b>2</b>		<b>TOTAL SALARIES</b>	<b>32,781</b>

**PERFORMANCE MEASURES**

	ACTUAL 09-10	ACTUAL 10-11	ESTIMATED 11-12	PROPOSED 12-13
<b>Workload Measures</b>				
<i>Inputs</i>				
Total budget	50,422	90,241	99,970	67,622
<i>Outputs</i>				
Number of purchase requisitions processed	550	482	500	500
<b>Efficiency Measures</b>				
Cost per purchase requisition processed	91.67	187	200	135

FUND NUMBER  
DEPARTMENT NUMBER  
DIVISION NUMBER

249 ENVIRONMENTAL SERVICES  
38 ENVIRONMENTAL SERVICES  
35 CREEK CLEANING

**MISSION**

To efficiently clean and maintain all city creeks, public right-of-ways and easements on a regular basis.

**OBJECTIVES & PLANNED ACCOMPLISHMENTS**

- To clean and maintain all city creeks and easements in a systematic, organized, and economic manner.
- To make creek cleaning methods more environmentally friendly.
- To clean all creeks on a more systematic schedule.

**EXPENDITURES**

	ACTUAL 09-10	ACTUAL 10-11	AMENDED 11-12	ESTIMATED 11-12	PROPOSED 12-13
Personnel Services	670,544	715,800	864,869	797,059	950,379
Materials & Supplies	136,888	133,352	206,007	144,013	180,550
Contractual Services	437,953	400,265	336,380	345,548	197,165
Total	1,245,385	1,249,417	1,407,256	1,286,620	1,328,094

**PERSONNEL POSITION LISTING**

DEPT	DIV	AUTH #	POSITION NO.	GRADE	POSITION TITLE	12-13 PROPOSED ANNUAL RATE
38	35	110	81101	R23	LABORER	17,701
38	35	111	81101	R23	LABORER	17,181
38	35	190	81101	R23	LABORER	18,054
38	35	191	81101	R23	LABORER	18,762
38	35	192	81101	R23	LABORER	23,566
38	35	193	81101	R23	LABORER	18,762
38	35	194	81101	R23	LABORER	18,054
38	35	209	81101	R23	LABORER	18,054
38	35	210	81101	R23	LABORER	25,293
38	35	211	81101	R23	LABORER	17,701
38	35	212	81101	R23	LABORER	20,904
38	35	213	81101	R23	LABORER	17,181
38	35	248	81101	R23	LABORER	18,054
38	35	250	81101	R23	LABORER	23,546
38	35	74	81988	R26	HEAVY TRUCK DRIVER	24,336
38	35	78	81988	R26	HEAVY TRUCK DRIVER	20,467

FUND NUMBER	249 ENVIRONMENTAL SERVICES
DEPARTMENT NUMBER	38 ENVIRONMENTAL SERVICES
DIVISION NUMBER	35 CREEK CLEANING

PERSONNEL POSITION LISTING - CONTINUED

DEPT	DIV	AUTH #	POSITION NO.	GRADE	POSITION TITLE	12-13 PROPOSED ANNUAL RATE
38	35	85	81988	R26	HEAVY TRUCK DRIVER	21,674
38	35	2	71801	R27	CREEK MAINTENANCE CREW LEADER	35,110
38	35	90	70465	R27	HEAVY EQUIPMENT OPERATOR	29,494
38	35	91	70003	R29	HEAVY EQUIPMENT OPERATOR II	27,456
38	35	103	70003	R29	HEAVY EQUIPMENT OPERATOR II	41,122
38	35	119	70003	R29	HEAVY EQUIPMENT OPERATOR II	27,997
38	35	197	70003	R29	HEAVY EQUIPMENT OPERATOR II	27,456
38	35	1	71883	R32	CREEK MAINTENANCE SUPERVISOR	40,331
<b>TOTAL COUNT</b>			<b>24</b>		<b>TOTAL SALARIES</b>	<b>568,256</b>

PERFORMANCE MEASURES

	ACTUAL 09-10	ACTUAL 10-11	ESTIMATED 11-12	PROPOSED 12-13
<b>Workload Measures</b>				
<i>Inputs</i>				
Total budget	1,245,385	1,249,417	1,286,620	1,328,094
<i>Outputs</i>				
Number of acres of creek cleaned	150	150	155	160
<b>Efficiency Measures</b>				
Cost per acre of creek cleaned	8,303	8,329	8,301	8,301
<b>Effectiveness Measures</b>				
% of creeks cleaned monthly	75%	75%	75%	75%

**Tax**



**CITY OF LAREDO, TEXAS  
GENERAL FUND SUMMARY  
EXPENDITURES  
FY 2012-2013**

<b>EXPENDITURES</b>	<b>ACTUAL FY 09-10</b>	<b>ACTUAL FY 10-11</b>	<b>ORIGINAL BUDGET FY 11-12</b>	<b>AMENDED BUDGET FY 11-12</b>	<b>TOTAL ESTIMATE FY 11-12</b>	<b>PROPOSED BUDGET FY 12-13</b>
<b>Tax Office</b>						
Personnel Services	887,524	901,277	929,656	929,656	931,322	981,515
Materials and Supplies	25,025	26,195	30,998	30,978	25,415	31,131
Contractual Services	107,774	108,345	108,752	112,337	115,231	125,771
Other Charges	5	121	43	43	283	283
<b>Total Tax Office</b>	<b>1,020,328</b>	<b>1,035,938</b>	<b>1,069,449</b>	<b>1,073,014</b>	<b>1,072,251</b>	<b>1,138,700</b>

**City of Laredo, Texas  
Tax Office  
Major Fund Changes  
FY2012- 2013**

**EXPENDITURES**

Personnel (due to new employees hired at above entry level rates, reclassifications, changes to benefits, etc.)	\$ 51,859
Motor fuel	393
Inet Charges	3,614
Bank Service Fees (Offset by revenue)	5,220
Electricity	<u>8,165</u>
<b>Total Net Change from FY2012 to FY2013</b>	<b><u><u>\$ 69,251</u></u></b>

FUND NUMBER  
DEPARTMENT NUMBER  
DIVISION NUMBER

101 GENERAL FUND  
18 TAX  
10 TAX COLLECTIONS

**MISSION**

To bill, collect, and receive funds for the City of Laredo in a fair, equal, and uniform manner; while providing accountability, compliance, and excellent customer service.

**OBJECTIVES & PLANNED ACCOMPLISHMENTS**

- Upgrade automated system for processing of mail payments.
- Maintain Current Year Property Tax Collection Rate at 96% or better.
- Assure that all mail payments are processed the same business day.

**EXPENDITURES**

	ACTUAL 09-10	ACTUAL 10-11	AMENDED 11-12	ESTIMATED 11-12	PROPOSED 12-13
Personnel Services	887,524	901,277	929,656	931,322	981,515
Materials & Supplies	25,025	26,195	30,978	25,415	31,131
Contractual Services	107,775	108,345	112,337	115,231	125,771
Other Charges	5	124	43	283	283
<b>Total</b>	1,020,329	1,035,941	1,073,014	1,072,251	1,138,700

**PERSONNEL POSITION LISTING**

DEPT	DIV	AUTH #	POSITION NO.	GRADE	POSITION TITLE	12-13 PROPOSED ANNUAL RATE
18	10	5	40323	R27	TELLER	23,400
18	10	12	40323	R27	TELLER	22,131
18	10	38	40323	R27	TELLER	21,694
18	10	40	40323	R27	TELLER	22,131
18	10	15	40322	R28	CUSTOMER SVC. REPRESENTATIVE	29,078
18	10	21	40322	R28	CUSTOMER SVC. REPRESENTATIVE	30,202
18	10	33	40008	R29	TELLER II	29,390
18	10	2	40080	R31	CUSTOMER SVC.REPRESENTATIVE II	31,970
18	10	14	40080	R31	CUSTOMER SVC.REPRESENTATIVE II	27,643
18	10	13	20014	R32	ADMINISTRATIVE ASSISTANT I	33,883
18	10	1	40324	R33	TELLER SUPERVISOR	39,354
18	10	1	40324	R33	TELLER SUPERVISOR	44,470
18	10	36	20015	R35	ADMINISTRATIVE ASSISTANT II	36,941
18	10	1	25006	R35	REVENUE COLLECTION OFFICER	48,942
18	10	1	30019	R37	PROPERTY TAX SUPERVISOR	52,624
18	10	1	15006	R40	ASSISTANT TAX COLLECTOR	63,315
18	10	1	11902	R43	TAX ASSESSOR/COLLECTOR	118,143
<b>TOTAL COUNT</b>			<b>17</b>		<b>TOTAL SALARIES</b>	<b>675,313</b>

FUND NUMBER  
DEPARTMENT NUMBER  
DIVISION NUMBER

101 GENERAL FUND  
18 TAX  
10 TAX COLLECTIONS

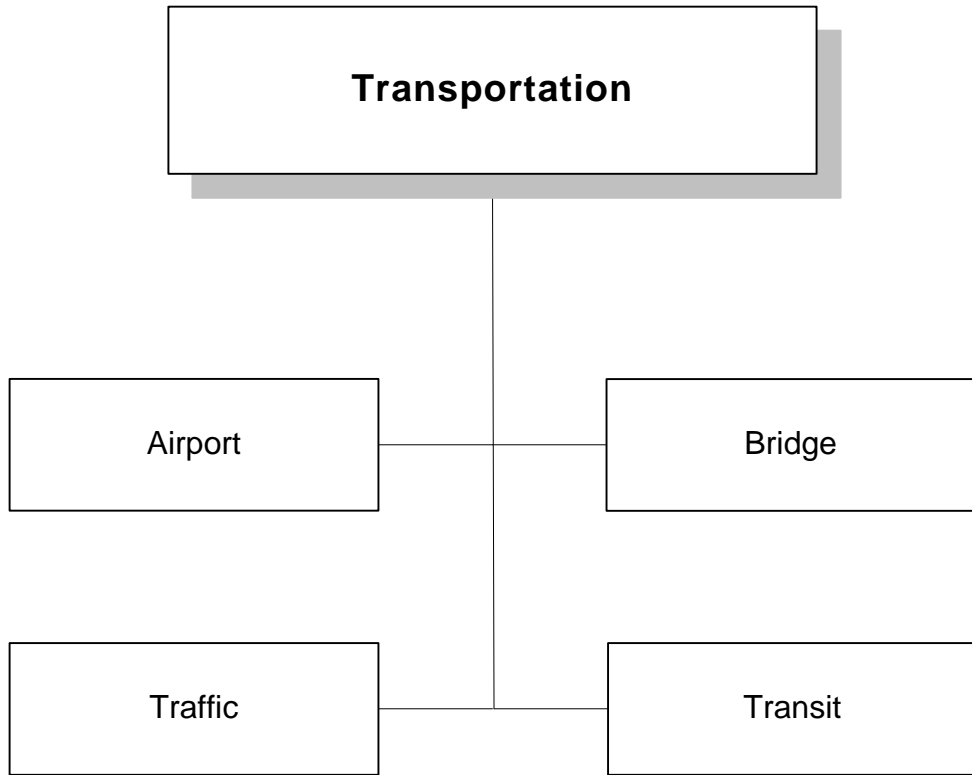
PERFORMANCE MEASURES

	ACTUAL 09-10	ACTUAL 10-11	ESTIMATED 11-12	PROPOSED 12-13
<b>Workload Measures</b>				
<i>Inputs</i>				
Number of full-time equivalent employees (FTE)	17	17	17	17
<i>Outputs</i>				
Number of current tax accounts billed	81,796	82,085	82,502	83,409
Amount of Original Levy Billed	66,950,259	67,295,627	66,964,199	66,865,891
Amount of Current Taxes Collected	64,429,066	65,241,316	65,136,565	64,859,914
Amount of Delinquent Taxes Billed (Original)	5,798,824	5,769,566	5,646,968	5,516,376
Amount of Delinquent Taxes Collected	2,153,597	1,816,140	1,694,090	1,654,913
Number of Misc. Accounts Billed*	56,415	57,544	58,117	58,500
Amount of misc. accounts collected*	3,486,725	4,472,877	4,642,408	4,804,892
Amount of utility accounts collected**	62,743,640	72,401,991	74,363,890	76,371,715
<b>Efficiency Measures</b>				
Number current tax accounts billed per FTE	4,812	4,829	4,853	4,906
Amount current taxes collected per FTE ***	3,789,945	3,837,724	3,428,240	3,413,679
Number misc. accounts billed per FTE	3,319	3,385	3,419	3,441
Amount misc. accounts collected per FTE ***	205,101	263,110	244,337	252,889
Amount utility accounts collected per FTE***	3,690,802	4,258,940	3,913,888	4,019,563
<b>Effectiveness Measures</b>				
% of current tax collected (Original Roll)	96.23	96.95	97.27	97.00
% of delinquent tax collected (Original Roll)	37.14	31.48	30.00	30.00

\* Other accounts: hotel motel, beer and wine, paving contracts, forced lot cleaning, demolition liens, hazardous materials, alarm systems, water contracts.

\*\* Utility accounts: water, sewer, garbage, federal/state mandates, NPDES mandates, and NPDES mandates-commercial.

\*\*\* Estimated and Proposed includes 2 FTEs assigned to Tax but paid by Utility Billing.



**CITY OF LAREDO, TEXAS  
INTERNATIONAL AIRPORT  
OPERATING FUND  
FY 2012 - 2013**

	<u>ACTUAL FY 09-10</u>	<u>ACTUAL FY 10-11</u>	<u>ORIGINAL BUDGET FY 11-12</u>	<u>AMENDED BUDGET FY 11-12</u>	<u>TOTAL ESTIMATE FY 11-12</u>	<u>PROPOSED BUDGET FY 12-13</u>
<b>OPENING BALANCE</b>	(\$162,753)	\$753,530	\$867,136	\$168,701	\$168,701	\$721,468
<b>REVENUES</b>						
Intergovernmental Revenue	106,939	72,804	99,021	99,021	92,693	90,000
Fees and Collections	60,138	11,825	10,000	10,000	16,860	76,040
Rents, Royalties and Interest	5,004,561	4,132,759	5,016,411	5,016,411	4,957,127	4,750,832
Reimburse and Miscellaneous	454,359	462,942	600,925	600,925	721,292	1,149,031
Other Financing Sources	403,071	0	704,971	704,971	704,971	600,000
<b>TOTAL REVENUES</b>	<b>6,029,068</b>	<b>4,680,330</b>	<b>6,431,328</b>	<b>6,431,328</b>	<b>6,492,943</b>	<b>6,665,903</b>
<b>TOTAL AVAILABLE</b>	<b>5,866,315</b>	<b>5,433,860</b>	<b>7,298,464</b>	<b>6,600,029</b>	<b>6,661,644</b>	<b>7,387,371</b>
<b>EXPENDITURES</b>						
<b>AIRPORT ADMINISTRATION</b>						
Personnel Services	390,891	525,728	578,884	578,884	574,160	608,079
Materials and Supplies	27,910	51,125	25,400	25,434	21,734	28,000
Contractual Services	1,805,554	1,861,156	1,946,132	1,964,485	1,917,949	2,082,170
Other Charges	306,378	22,483	0	0	0	0
Capital Outlay	14,026	2,040	38,000	38,000	31,734	0
Intergovernmental Transfers	592,203	542,983	1,005,508	1,005,508	857,101	844,890
<b>TOTAL AIRPORT ADMINISTRATION</b>	<b>3,136,963</b>	<b>3,005,514</b>	<b>3,593,924</b>	<b>3,612,311</b>	<b>3,402,678</b>	<b>3,563,139</b>
<b>BUILDING MAINTENANCE</b>						
Personnel Services	388,817	346,656	495,472	469,472	409,520	491,063
Materials and Supplies	73,984	81,175	119,113	123,214	109,537	112,664
Contractual Services	175,390	295,987	311,394	353,645	285,524	346,793
Capital Outlay	0	0	53,410	51,360	51,360	0
<b>TOTAL BUILDING MAINTENANCE</b>	<b>638,191</b>	<b>723,818</b>	<b>979,389</b>	<b>997,691</b>	<b>855,941</b>	<b>950,520</b>
<b>GROUND MAINTENANCE</b>						
Personnel Services	242,021	290,849	318,606	318,606	331,343	341,378
Materials and Supplies	29,534	35,248	51,635	51,679	38,236	51,729
Contractual Services	68,470	83,220	109,794	109,794	101,094	125,863
Capital Outlay	17,484	68,451	74,122	74,122	10,884	0
<b>TOTAL GROUND MAINTENANCE</b>	<b>357,509</b>	<b>477,769</b>	<b>554,157</b>	<b>554,201</b>	<b>481,557</b>	<b>518,970</b>

**CITY OF LAREDO, TEXAS  
INTERNATIONAL AIRPORT  
OPERATING FUND  
FY 2012 - 2013**

	<u>ACTUAL FY 09-10</u>	<u>ACTUAL FY 10-11</u>	<u>ORIGINAL BUDGET FY 11-12</u>	<u>AMENDED BUDGET FY 11-12</u>	<u>TOTAL ESTIMATE FY 11-12</u>	<u>PROPOSED BUDGET FY 12-13</u>
<b>AIRPORT POLICE</b>						
Personnel Services	713,370	824,333	829,536	829,536	791,049	867,153
Materials and Supplies	13,163	14,803	39,918	39,918	41,935	56,493
Contractual Services	184,393	195,682	178,885	184,706	171,043	182,186
Capital Outlay	50,046	0	30,000	30,000	30,395	0
<b>TOTAL AIRPORT POLICE</b>	<b>960,971</b>	<b>1,034,818</b>	<b>1,078,339</b>	<b>1,084,160</b>	<b>1,034,422</b>	<b>1,105,832</b>
<b>FOREIGN TRADE ZONE</b>						
Personnel Services	12,757	13,093	12,717	12,717	13,319	13,346
Materials and Supplies	1,968	1,863	50	50	208	500
Contractual Services	4,425	8,284	4,839	4,839	4,739	17,948
<b>TOTAL FOREIGN TRADE ZONE</b>	<b>19,151</b>	<b>23,239</b>	<b>17,606</b>	<b>17,606</b>	<b>18,266</b>	<b>31,794</b>
<b>FEDERAL INSPECTION SERVCS</b>						
Personnel Services	0	0	0	0	0	220,977
Materials and Supplies	0	0	8,150	8,150	11,064	19,200
Contractual Services	0	0	221,051	220,251	136,248	182,500
Other Charges	0	0	120,940	120,940	0	0
<b>TOTAL FEDERAL INSPECTION SERVCS</b>	<b>0</b>	<b>0</b>	<b>350,141</b>	<b>349,341</b>	<b>147,312</b>	<b>422,677</b>
<b>TOTAL EXPENDITURES</b>	<b>5,112,785</b>	<b>5,265,159</b>	<b>6,573,556</b>	<b>6,615,310</b>	<b>5,940,176</b>	<b>6,592,932</b>
<b>CLOSING BALANCE</b>	<b>\$753,530</b>	<b>\$168,701</b>	<b>\$724,908</b>	<b>(\$15,281)</b>	<b>\$721,468</b>	<b>\$794,439</b>

**City of Laredo, Texas  
International Airport Department  
Major Fund Changes  
FY 2012- 2013**

**REVENUES**

**Total Net Change from FY2012 to FY2013**   \$ 234,575             3.7%

**Major Revenue Changes**

Variance   % Change

Aircraft Parking Fees	73,840	100.0%
Building Rent	128,086	17.2%
Fuel Flow Fees	(36,173)	-5.9%
Foreign Trade Zone	38,000	90.5%
Aeronautical Building Rent	58,614	6.8%
Airport Land Rents	(495,569)	-35.0%
Landing Fees	(135,000)	-28.4%
Aeronautical Land Rent	24,255	6.0%
Car Space Rental	10,691	2.6%
Tamkin Commission	140,000	719.8%
Passenger Fees	(206,194)	-34.8%
Sale of Land	720,000	100.0%
Noise Abatement Lease Program	(104,971)	-14.9%

**EXPENDITURES**

Personnel (due to new employees hired at above entry level rates, reclassifications, changes to benefits, etc.)	\$ 85,801
Approval of 4 FTEs for Cust. Svc. Reps (\$21,902 + Benefits \$16,871)	155,092
Approval of 2 FTEs for Custodians (\$16,848 + Benefits \$16,096)	65,888
Vehicle Maintenance	12,958
Inet Charges	3,955
Insurance	38,299
Motor Fuel	5,974
InterGovernmental Transfer	(160,618)
Electricity	15,000
Water	17,000
Administrative Charges	(10,287)
Crash Crew	86,723
Security Guard Fees	3,331
Consulting Fee	(3,835)
Capital Outlay for FY 2012	(195,532)
Other Charges	(120,373)
Contract Labor	20,000

**Total Net Change from FY2012 to FY2013**   **\$ 19,376**



CITY OF LAREDO  
DEPARTMENT REQUESTS  
TRANSPORTATION - AIRPORT  
FY 2012-2013

PERSONNEL REQUESTS

Approved Yes/ No	Division	Title	Grd.	New	Del	Estimated Salary
Yes	Federal Inspection Services	Customer Service Representative	R28	4		\$ 87,610
Yes		Custodian	R23	2		33,696
		Total		6		\$ 121,306

CAPITAL OUTLAY REQUESTS

Approved Yes/ No	Division	Description	Amount
*	Ground Maintenance	Automotive One GMC or Ford 250 diesel truck with towing package	\$ 30,000
*		Replace 1995 unit with a John Deere tractor	70,000
*		One John Deere riding mower	17,000
*		Machinery and Equipment Replacement of Airport striping ez-liner	70,000
		Total	\$ 187,000

\* Contingent on Sale of Land

FUND NUMBER	242 AIRPORT
DEPARTMENT NAME	TRANSPORTATION
DEPARTMENT NUMBER	36 AIRPORT
DIVISION NUMBER	05 ADMINISTRATION

**MISSION**

To be a catalyst for economic development to the City and region by creating and promoting opportunities for domestic and international passenger and air cargo transportation, striving for a safe and secure airport environment and being sensitive to noise concerns.

**OBJECTIVES & PLANNED ACCOMPLISHMENTS**

**OBJECTIVES**

- To promote and market Laredo International Airport to air carriers for passenger and air cargo operations.
- To continue to maintain and improve aviation facilities by carrying out the Airport Master Plan recommendations.
- Implement the recommendations from our FAR Part 150 Airport Noise Compatibility Study.
- Work with the TCEQ & U.S. Army Corp of Engineers to resolve environmental concerns.
- Expand the Airport’s revenue base with an aggressive leasing program in accordance with the Airport Land Use Master Plan.

**PLANNED ACCOMPLISHMENTS**

- Operate public aviation facility in a safe and cost-effective manner.
- Promote Laredo International Airport to air carriers for passenger and air cargo new destinations.
- Continue Airport Master Plan recommendations.
- Maintain FAR Part 150 Airport Noise Compatibility Study recommendations.
- Resolve environmental concerns together with the U.S. Army Corp of Engineers.
- Expand revenue base through aggressive land lease programs, the generation of new leases, and the implementation of innovative real estate opportunities by 25%.
- Improve airport infrastructure.
- Expand international air carrier service destinations.
- Establish an Airport Geographic Information System (AGIS).
- Rehabilitation of GA Apron Phase 8, Construct new Airport Rescue and Fire Fighter (ARFF) Station, Realign Taxiway A at Runway 14R Intersection

**EXPENDITURES**

	<b>ACTUAL 09-10</b>	<b>ACTUAL 10-11</b>	<b>AMENDED 11-12</b>	<b>ESTIMATED 11-12</b>	<b>PROPOSED 12-13</b>
Personnel Services	390,891	525,728	578,884	574,160	608,079
Materials & Supplies	27,910	51,125	25,434	21,734	28,000
Contractual Services	1,805,554	1,861,156	1,964,485	1,917,949	2,082,170
Other Charges	306,378	22,483	-	-	-
Capital Outlay	14,026	2,040	38,000	31,734	-
Intergovernmental Tran.	592,203	542,983	1,005,508	857,101	844,890
<b>Total</b>	<b>3,136,962</b>	<b>3,005,515</b>	<b>3,612,311</b>	<b>3,402,678</b>	<b>3,563,139</b>

FUND NUMBER  
DEPARTMENT NAME  
DEPARTMENT NUMBER  
DIVISION NUMBER

242 AIRPORT  
TRANSPORTATION  
36 AIRPORT  
05 ADMINISTRATION

PERSONNEL POSITION LISTING

DEPT	DIV	AUTH #	POSITION NO.	GRADE	POSITION TITLE	12-13 PROPOSED ANNUAL RATE
36	05	11	21821	R27	SECRETARY (80%)	38,522
36	05	6	20018	R29	ADMINISTRATIVE SECRETARY	29,494
36	05	12	20014	R32	ADMINISTRATIVE ASSISTANT I	34,154
36	05	4	20015	R35	ADMINISTRATIVE ASSISTANT II	41,392
36	05	1	10079	R39	AIRPORT OPERATIONS MANAGER	92,226
36	05	1	15025	R39	MARKETING MANAGER	68,847
36	05	1	16005	R43	AIRPORT MANAGER	127,690
36	05	6	20018	R29	ADMINISTRATIVE SECRETARY	29,494
36	05	12	20014	R32	ADMINISTRATIVE ASSISTANT I	34,154
36	05	4	20015	R35	ADMINISTRATIVE ASSISTANT II	41,392
<b>TOTAL COUNT</b>			<b>10</b>		<b>TOTAL SALARIES</b>	<b>432,326</b>

PERFORMANCE MEASURES

	ACTUAL 09-10	ACTUAL 10-11	ESTIMATED 11-12	PROPOSED 12-13
<b>Workload Measures</b>				
<i>Inputs</i>				
# of Administrative FTE	6.8	6.8	6.8	6.2
Total Operating Expenses	3,136,962	3,005,517	3,402,678	3,563,139
<i>Outputs</i>				
Total active land/bldg leases	89	84	88	95
# of Commercial Airlines servicing Laredo	3	3	3	4
Total Cargo Warehouse Space (Square feet)	416,500	416,500	416,500	456,500
<b>Efficiency Measures</b>				
Aeronautical land use (acres)	36.27	36.27	36.27	36.27
Non-Aeronautical land use (acres)	164.15	164.15	164.15	164.15
Aeronautical Bldg. use (Square feet).	145,440	145,440	145,440	185,440
Non-Aeronautical Bldg. use (Square feet).	175,896	175,896	175,896	175,896
Total Inbound & Outbound PAX serviced	221,558	221,558	221,558	221,558
Total Cargo Warehouse use (Square feet)	354,025	354,025	354,025	354,025
<b>Effectiveness Measures</b>				
Revenue generated from Aeronautical land rent	476,966	373,526	262,854	426,708

FUND NUMBER	242 AIRPORT
DEPARTMENT NAME	TRANSPORTATION
DEPARTMENT NUMBER	36 AIRPORT
DIVISION NUMBER	05 ADMINISTRATION

PERFORMANCE MEASURES - CONTINUED

	ACTUAL 09-10	ACTUAL 10-11	ESTIMATED 11-12	PROPOSED 12-13
Revenue generated from Non-Aero land rent	1,343,132	833,259	644,318	919,707
Revenue generated from Aeronautical Bldg. rent	935,752	723,065	862,761	921,375
Revenue generated from Non-Aeronautical Bldg. Rent	735,395	661,411	746,485	874,571
Revenue generated from PAX Activity	442,698	408,900	380,000	386,456
% of Cargo Warehouse occupied	93%	93%	93%	98%
Total Discretionary (\$) awarded by FAA	15,288,795	9,285,000	13,500,000	9,400,000
Total Entitlement (\$) awarded by FAA	803,152	1,347,019	1,600,000	1,600,000
Revenue generated from Noise Abatement Lease Program	403,071	N/A	704,971	700,000

FUND NUMBER	242 AIRPORT
DEPARTMENT NAME	TRANSPORTATION
DEPARTMENT NUMBER	36 AIRPORT
DIVISION NUMBER	10 BUILDING MAINTENANCE

**MISSION**

To provide a safe, clean, attractive, efficient and cost effective aviation facility for our traveling community.

**OBJECTIVES & PLANNED ACCOMPLISHMENTS**

**OBJECTIVES**

- The overall objective is to provide a safe, clean, attractive, efficient and cost effective facility for the general public and the traveling community.
- To comply with the American Disability Act and the Environmental Protection Agency.
- Provide mechanical equipment service and building maintenance on a continuous basis.
- Continue demolition of substandard buildings to increase land availability for new business development opportunities.

**PLANNED ACCOMPLISHMENTS**

- Operate public aviation facility in a safe and cost-effective manner.
- Provide specialized training to building maintenance staff to reduce outsourcing maintenance costs.
- Cross train employees to increase efficiency and effectiveness of building operations.
- Increase by 15% energy efficiency of airport facilities.
- Upgrade passenger terminal A/C System to improve efficiency and reliability.

**EXPENDITURES**

	<b>ACTUAL 09-10</b>	<b>ACTUAL 10-11</b>	<b>AMENDED 11-12</b>	<b>ESTIMATED 11-12</b>	<b>PROPOSED 12-13</b>
Personnel Services	388,817	346,656	469,472	409,520	491,063
Materials & Supplies	73,984	81,175	123,214	109,537	112,664
Contractual Services	175,390	295,987	353,645	285,524	346,793
Capital Outlay	-	-	51,360	51,360	-
<b>Total</b>	638,191	723,818	997,691	855,941	950,520

FUND NUMBER	242 AIRPORT
DEPARTMENT NAME	TRANSPORTATION
DEPARTMENT NUMBER	36 AIRPORT
DIVISION NUMBER	10 BUILDING MAINTENANCE

PERSONNEL POSITION LISTING

DEPT	DIV	AUTH #	POSITION NO.	GRADE	POSITION TITLE	12-13 PROPOSED ANNUAL RATE
36	10	2	80288	R23	CUSTODIAN	18,054
36	10	20	80288	R23	CUSTODIAN	18,054
36	10	37	80288	R23	CUSTODIAN	18,054
36	10	38	80288	R23	CUSTODIAN	23,982
36	10	60	80288	R23	CUSTODIAN	18,054
36	10	3	80187	R25	MAINTENANCE WORKER	22,402
36	10	10	70189	R28	BUILDING MAINTENANCE MECHANIC	23,005
36	10	11	70189	R28	BUILDING MAINTENANCE MECHANIC	22,339
36	10	12	70450	R28	ELECTRICIAN JOURNEYMAN	32,781
36	10	1	70195	R32	BLDG. MAINTENANCE SUPERVISOR	41,205
36	10	1	70190	R35	AIRPORT FACILITY SUPERVISOR	81,036
<b>TOTAL COUNT</b>			<b>11</b>		<b>TOTAL SALARIES</b>	<b>318,967</b>

PERFORMANCE MEASURES

	ACTUAL 09-10	ACTUAL 10-11	ESTIMATED 11-12	PROPOSED 12-13
<b>Workload Measures</b>				
<i>Inputs</i>				
# of Building Maintenance FTE	11	11	11	11
Total Operating Expenses	638,191	723,818	855,941	950,520
<i>Outputs</i>				
Total airport owned buildings maintained	8	8	12	12
Total Airfield Lighted Guidance signs maintained	142	142	142	142
# of airfield lights maintained	1,009	1,009	1,009	1,009
# of Power generators maintained	2	3	3	3
Total length of perimeter fence maintained	10.5 miles	10.5 miles	10.5 miles	10.5 miles

FUND NUMBER	242 AIRPORT
DEPARTMENT NAME	TRANSPORTATION
DEPARTMENT NUMBER	36 AIRPORT
DIVISION NUMBER	10 BUILDING MAINTENANCE

PERFORMANCE MEASURES - CONTINUED

	ACTUAL 09-10	ACTUAL 10-11	ESTIMATED 11-12	PROPOSED 12-13
<b>Efficiency Measures</b>				
# of airport owned buildings maintained per FTE	1.33	1.33	1.33	1.33
# of airfield lighted guidance signs maintained per FTE	36	36	36	36
# of airfield lights maintained per FTE	253	253	253	253
# of power generators maintained per FTE	.75	.75	.75	.75
Length of perimeter fence maintained per FTE	1.75 miles	1.75 miles	1.75 miles	1.75 miles
<b>Effectiveness Measures</b>				
% of time spent on airfield maintenance	30%	30%	30%	30%
% of time spent on building maintenance	50%	50%	50%	50%
% of time spent on other operational needs (i.e. generators, perimeter fence, irrigation, etc.)	20%	20%	20%	20%

FUND NUMBER	242 AIRPORT
DEPARTMENT NAME	TRANSPORTATION
DEPARTMENT NUMBER	36 AIRPORT
DIVISION NUMBER	20 GROUND MAINTENANCE

**MISSION**

To ensure that airports runways are in compliance with all FAA runway safety regulations and avoid runway incursions. To properly maintain airport landside areas to ensure the continued security and beautifications of airport grounds.

**OBJECTIVES & PLANNED ACCOMPLISHMENTS**

**OBJECTIVES**

- To continue to maintain the air operations area of the Airport in a manner that is in compliance with the FAA Airport Certification Requirements, as well as to continue to develop maintenance schedules that will allow the staff to maintain and beautify the Airport grounds in an efficient and effective manner.

**PLANNED ACCOMPLISHMENTS**

- To maintain runways in compliance with all FAA regulations.
- To maintain the upkeep of repairs and upgrades to all runways, taxiways, and cargo areas.
- To ensure continued training on airport airside and landside safety.

**EXPENDITURES**

	ACTUAL 09-10	ACTUAL 10-11	AMENDED 11-12	ESTIMATED 11-12	PROPOSED 12-13
Personnel Services	242,021	290,849	318,606	331,343	341,378
Materials & Supplies	29,534	35,248	51,679	38,236	51,729
Contractual Services	68,470	83,220	109,794	101,094	125,863
Capital Outlay	17,484	68,451	74,122	10,884	-
<b>Total</b>	<b>357,509</b>	<b>477,768</b>	<b>554,201</b>	<b>481,557</b>	<b>518,970</b>

**PERSONNEL POSITION LISTING**

DEPT	DIV	AUTH #	POSITION NO.	GRADE	POSITION TITLE	12-13 PROPOSED ANNUAL RATE
36	20	2	81138	R25	LIGHT EQUIPMENT OPERATOR	24,502
36	20	5	81138	R25	LIGHT EQUIPMENT OPERATOR	24,045
36	20	26	70465	R27	HEAVY EQUIPMENT OPERATOR	32,510
36	20	93	70465	R27	HEAVY EQUIPMENT OPERATOR	39,936
36	20	108	70465	R27	HEAVY EQUIPMENT OPERATOR	30,722
36	20	109	70465	R27	HEAVY EQUIPMENT OPERATOR	30,451
36	20	1	35036	R34	AIRFIELD SUPERVISOR	41,142
<b>TOTAL COUNT</b>			<b>7</b>		<b>TOTAL SALARIES</b>	<b>223,309</b>



FUND NUMBER	242 AIRPORT
DEPARTMENT NAME	TRANSPORTATION
DEPARTMENT NUMBER	36 AIRPORT
DIVISION NUMBER	20 GROUND MAINTENANCE

PERFORMANCE MEASURES

	ACTUAL 09-10	ACTUAL 10-11	ESTIMATED 11-12	PROPOSED 12-13
<b>Workload Measures</b>				
# of Grounds Maintenance FTE	7	7	7	7
Total Operating Expenses	357,509	477,768	481,557	518,970
<b>Outputs</b>				
Total landside acreage maintained	166	166	166	166
Total airside acreage maintained	1,169	1,169	1,169	1,169
Total airside & landside acreage maintained	1,335	1,335	1,335	1,335
<b>Efficiency Measures</b>				
# of landside acreage maintained per FTE	24	24	24	24
# of airside acreage maintained per FTE	167	167	167	167
Airfield & Ground Maintenance Safety Meetings conducted	12	12	12	12
# of Airfield safety surface inspections conducted	988	988	988	988
<b>Effectiveness Measures</b>				
% of time spent on maintaining landside acreage	20%	20%	20%	20%
% of time spent on maintaining airside acreage	70%	70%	70%	70%
% of time spent on other operation needs (i.e. construction, equipment maintenance, safety inspections, etc.)	10%	10%	10%	10%
% of Successful Annual FAA airfield inspection	100%	100%	100%	100%
% of employees trained in airfield & grounds safety	100%	100%	100%	100%

FUND NUMBER	242 AIRPORT
DEPARTMENT NAME	TRANSPORTATION
DEPARTMENT NUMBER	36 AIRPORT
DIVISION NUMBER	35 AIRPORT POLICE

**MISSION**

To provide law enforcement for airport security, as directed by the Federal Aviation Regulations and TSA under the airport security program.

**OBJECTIVES & PLANNED ACCOMPLISHMENTS**

**OBJECTIVES**

- To continue to provide law enforcement security for the Laredo International Airport, as mandated by Federal Aviation Administration Regulations and TSA Regulations.

**PLANNED ACCOMPLISHMENTS**

- To ensure the security of all boundaries within airport property.
- To continue providing proper training to all the airport certified police officers.
- To ensure that all individuals requiring access to AOA/SIDA areas are fingerprinted and issued identification badges accordingly.
- Enhance customer service.
- Upgrade the security technological systems.

**EXPENDITURES**

	ACTUAL 09-10	ACTUAL 10-11	AMENDED 11-12	ESTIMATED 11-12	PROPOSED 12-13
Personnel Services	713,370	824,333	829,536	791,049	867,153
Materials & Supplies	13,163	14,803	39,918	41,935	56,493
Contractual Services	184,393	195,682	184,706	171,043	182,186
Capital Outlay	50,046	0	30,000	30,395	-
<b>Total</b>	960,972	1,034,818	1,084,160	1,034,422	1,105,832

**PERSONNEL POSITION LISTING**

DEPT	DIV	AUTH #	POSITION NO.	GRADE	POSITION TITLE	12-13 PROPOSED ANNUAL RATE
36	35	4	50038	R31	AIRPORT SECURITY OFFICER	34,278
36	35	5	50038	R31	AIRPORT SECURITY OFFICER	31,990
36	35	6	50038	R31	AIRPORT SECURITY OFFICER	36,379
36	35	8	50038	R31	AIRPORT SECURITY OFFICER	39,562
36	35	9	50038	R31	AIRPORT SECURITY OFFICER	26,832

FUND NUMBER	242 AIRPORT
DEPARTMENT NAME	TRANSPORTATION
DEPARTMENT NUMBER	36 AIRPORT
DIVISION NUMBER	35 AIRPORT POLICE

PERSONNEL POSITION LISTING - CONTINUED

DEPT	DIV	AUTH #	POSITION NO.	GRADE	POSITION TITLE	12-13 PROPOSED ANNUAL RATE
36	35	12	50038	R31	AIRPORT SECURITY OFFICER	33,613
36	35	13	50038	R31	AIRPORT SECURITY OFFICER	39,562
36	35	14	50038	R31	AIRPORT SECURITY OFFICER	37,461
36	35	18	50038	R31	AIRPORT SECURITY OFFICER	34,278
36	35	19	50038	R31	AIRPORT SECURITY OFFICER	33,613
36	35	20	50038	R31	AIRPORT SECURITY OFFICER	33,613
36	35	2	50037	R33	AIRPORT SECURITY OFFICER SUPVR	46,280
36	35	3	50037	R33	AIRPORT SECURITY OFFICER SUPVR	46,134
36	35	4	50037	R33	AIRPORT SECURITY OFFICER SUPVR	46,405
36	35	1	15045	R39	AIRPORT SECURITY MANAGER	47,840
<b>TOTAL COUNT</b>			<b>15</b>		<b>TOTAL SALARIES</b>	<b>567,840</b>

PERFORMANCE MEASURES

	ACTUAL 09-10	ACTUAL 10-11	ESTIMATED 11-12	PROPOSED 12-13
<b>Workload Measures</b>				
<i>Inputs</i>				
# of Airport Police staff - FTE	15	15	15	15
Total Operating Expenses	960,972	1,034,818	1,034,422	1,105,832
<b>Efficiency Measures</b>				
# of annual PAX processed at security screening checkpoint (Inbound & Outbound)	221,558	N/A	N/A	N/A
# AOA/SIDA badges issued per year	1,007	1,209	1,400	1,100
# of persons fingerprinted per year	229	201	215	215
# of incident reports submitted	91	73	80	80
# of Security Trainings performed	24	24	24	24
<b>Effectiveness Measures</b>				
# of hours airport is to provide security daily	24	24	24	24
Total revenues generated from airport security related fees	10,455	7,870	10,500	22,500
Total TSA Reimbursement Award	105,743	69,880	90,633	90,000

FUND NUMBER	242 AIRPORT
DEPARTMENT NAME	TRANSPORTATION
DEPARTMENT NUMBER	36 AIRPORT
DIVISION NUMBER	40 FOREIGN TRADE ZONE

**MISSION**

To promote the use of the foreign trade zone (FTZ) program in order to allow expansion and facilitation of international trade in Laredo, the largest in-land port in the nation, to stimulate the local economy and provide greater employment opportunities.

**OBJECTIVES & PLANNED ACCOMPLISHMENTS**

**OBJECTIVES**

- To continue to increase local awareness of the FTZ program and to encourage the international trade community to participate in the FTZ program.

**PLANNED ACCOMPLISHMENTS**

- To establish a competitive FTZ Program with the Approval of the FTZ Board by reorganizing the FTZ 94 under the Alternative Site Framework (ASF).
- To increase the number of FTZ Operators by 50%.
- Provide a 50% increase in technical assistance to potential FTZ Developers, i.e. boundary expansions.

**EXPENDITURES**

	<b>ACTUAL 09-10</b>	<b>ACTUAL 10-11</b>	<b>AMENDED 11-12</b>	<b>ESTIMATED 11-12</b>	<b>PROPOSED 12-13</b>
Personnel Services	12,757	13,093	12,717	13,319	13,346
Materials & Supplies	1,968	1,863	50	208	500
Contractual Services	4,425	8,284	4,839	4,739	17,948
<b>Total</b>	<b>19,150</b>	<b>23,240</b>	<b>17,606</b>	<b>18,266</b>	<b>31,794</b>

**PERSONNEL POSITION LISTING**

<b>DEPT</b>	<b>DIV</b>	<b>AUTH #</b>	<b>POSITION NO.</b>	<b>GRADE</b>	<b>POSITION TITLE</b>	<b>12-13 PROPOSED ANNUAL RATE</b>
36	40	11	21821	R27	SECRETARY (20%)	9,630
<b>TOTAL COUNT</b>			<b>1</b>		<b>TOTAL SALARIES</b>	<b>9,630</b>

FUND NUMBER	242 AIRPORT
DEPARTMENT NAME	TRANSPORTATION
DEPARTMENT NUMBER	36 AIRPORT
DIVISION NUMBER	40 FOREIGN TRADE ZONE

PERFORMANCE MEASURES

	ACTUAL 09-10	ACTUAL 10-11	ESTIMATED 11-12	PROPOSED 12-13
<b>Workload Measures</b>				
<i>Inputs</i>				
# of Grantee's FTE	.20	.20	.20	.80
Total Operating Expenses	19,150	23,240	33,266	118,843
<b>Efficiency Measures</b>				
# of FTZ operators	16	20	21	30
<b>Effectiveness Measures</b>				
Total FTZ revenue collected	68,427	45,355	91,000	80,000
Value of Merchandize Imported	142,556,812	673,037,883	680,000,000	712,000,000
Value of Merchandize Exported	150,667,042	672,495,327	679,000,000	711,000,000
# of FTZ Operator's FTE	151	164	244	260
# of clients served by Operators	N/A	57	58	68

FUND NUMBER	242 AIRPORT
DEPARTMENT NAME	TRANSPORTATION
DEPARTMENT NUMBER	36 AIRPORT
DIVISION NUMBER	45 FEDERAL INSPECTION STATION

**MISSION**

To promote the use of the Federal Inspection Services Station (FIS) to include US Customs and Border Protection and Mexican Customs will allow expansion and facilitation of international clearance of private and cargo aircraft, north and south bound.

**OBJECTIVES & PLANNED ACCOMPLISHMENTS**

**OBJECTIVES**

- To establish awareness of the FIS and to encourage the international trade community to participate in the FIS program.

**PLANNED ACCOMPLISHMENTS**

- To establish the new General Aviation Federal Inspection Station as a catalyst for increased international trade.
- To collocate Mexican Customs with U.S. Customs at same FIS facility.
- To increase the number of Air Cargo Operations by 30%.

**EXPENDITURES**

	ACTUAL 09-10	ACTUAL 10-11	AMENDED 11-12	ESTIMATED 11-12	PROPOSED 12-13
Personnel Services	N/A	N/A	-	-	220,977
Materials & Supplies	N/A	N/A	8,150	11,064	19,200
Contractual Services	N/A	N/A	220,251	136,248	182,500
Other Charges	N/A	N/A	120,940	-	-
<b>Total</b>			<b>349,341</b>	<b>147,312</b>	<b>422,677</b>

**PERSONNEL POSITION LISTING**

DEPT	DIV	AUTH #	POSITION NO.	GRADE	POSITION TITLE	12-13 PROPOSED ANNUAL RATE
36	45	62	80288	R23	CUSTODIAN	16,848
36	45	63	80288	R23	CUSTODIAN	16,848
36	45	13	40322	R28	CUSTOMER SVC. REPRESENTATIVE	21,902
36	45	14	40322	R28	CUSTOMER SVC. REPRESENTATIVE	21,902
36	45	15	40322	R28	CUSTOMER SVC. REPRESENTATIVE	21,902
36	45	16	40322	R28	CUSTOMER SVC. REPRESENTATIVE	21,902
<b>TOTAL COUNT</b>			<b>6</b>		<b>TOTAL SALARIES</b>	<b>121,306</b>

**CITY OF LAREDO, TEXAS  
INTERNATIONAL AIRPORT  
CONSTRUCTION FUND  
FY 2012 - 2013**

	<u>ORIGINAL BUDGET FY 11-12</u>	<u>AMENDED BUDGET FY 11-12</u>	<u>ACTUAL FY 10-11</u>	<u>TOTAL ESTIMATE FY 11-12</u>	<u>PROPOSED BUDGET FY 12-13</u>	<u>TOTAL PROJECT BUDGET FY 12-13</u>
<b>OPENING BALANCE</b>	<b>\$0</b>	<b>\$0</b>	<b>\$0</b>	<b>\$5,338,219</b>	<b>\$0</b>	<b>\$0</b>
<b>REVENUES</b>						
Intergovernmental Revenue	72,549,634	82,317,173	69,271,838	13,045,335	50,000	82,367,173
Rents, Royalties and Interest	165,127	165,127	164,132	1,100	1,500	166,732
Reimburse and Miscellaneous	2,365,330	2,365,330	1,595,661	1	0	1,595,662
Other Financing Sources	3,277,527	3,930,058	4,023,275	1,666,400	50,000	5,739,675
<b>COMB TAX/AIRPORT CO 2010B</b>						
Rents, Royalties and Interest	8,334	8,334	4,884	606	0	5,489
Reimburse and Miscellaneous	0	0	8,619	(8,619)	8,619	8,619
Other Financing Sources	2,040,000	2,040,000	2,040,000	0	0	2,040,000
<b>TOTAL COMB TAX/AIRPORT CO 2010B</b>	<b>2,048,334</b>	<b>2,048,334</b>	<b>2,053,502</b>	<b>(8,013)</b>	<b>8,619</b>	<b>2,054,108</b>
<b>2010A TAX &amp; REVENUE BOND</b>						
Rents, Royalties and Interest	21,102	21,102	10,273	3,403	5,600	19,276
Reimburse and Miscellaneous	0	0	16,043	0	5,429	21,472
Other Financing Sources	4,095,000	4,095,000	4,095,000	0	0	4,095,000
<b>TOTAL 2010A TAX &amp; REVENUE BOND</b>	<b>4,116,102</b>	<b>4,116,102</b>	<b>4,121,316</b>	<b>3,403</b>	<b>11,029</b>	<b>4,135,748</b>
<b>TOTAL REVENUES</b>	<b>84,522,054</b>	<b>94,942,124</b>	<b>81,229,725</b>	<b>14,708,225</b>	<b>121,148</b>	<b>96,059,098</b>
<b>TOTAL AVAILABLE</b>	<b>84,522,054</b>	<b>94,942,124</b>	<b>81,229,725</b>	<b>20,046,444</b>	<b>121,148</b>	<b>96,059,098</b>
<b>EXPENDITURES</b>						
<b>TXDOT RAMP GRANT 2013</b>						
Materials and Supplies	0	0	0	0	50,000	50,000
Contractual Services	0	0	0	0	50,000	50,000
<b>TOTAL TXDOT RAMP GRANT 2013</b>	<b>0</b>	<b>0</b>	<b>0</b>	<b>0</b>	<b>100,000</b>	<b>100,000</b>

**CITY OF LAREDO, TEXAS  
INTERNATIONAL AIRPORT  
CONSTRUCTION FUND  
FY 2012 - 2013**

	<u>ORIGINAL BUDGET FY 11-12</u>	<u>AMENDED BUDGET FY 11-12</u>	<u>ACTUAL FY 10-11</u>	<u>TOTAL ESTIMATE FY 11-12</u>	<u>PROPOSED BUDGET FY 12-13</u>	<u>TOTAL PROJECT BUDGET FY 12-13</u>
<b>GRANT 63</b>						
Contractual Services	153,294	145,629	111,620	41,674	0	153,294
<b>TOTAL GRANT 63</b>	<b>153,294</b>	<b>145,629</b>	<b>111,620</b>	<b>41,674</b>	<b>0</b>	<b>153,294</b>
<b>GRANT 61</b>						
Capital Outlay	2,950,687	2,803,152	2,899,272	51,415	0	2,950,687
<b>TOTAL GRANT 61</b>	<b>2,950,687</b>	<b>2,803,152</b>	<b>2,899,272</b>	<b>51,415</b>	<b>0</b>	<b>2,950,687</b>
<b>FAA GRANT # 62</b>						
Personnel Services	441,499	523,149	62,125	461,025	0	523,149
Materials and Supplies	650	7,550	2,575	4,975	0	7,550
Contractual Services	1,281,051	1,040,451	535,836	504,615	0	1,040,451
Capital Outlay	2,388,326	2,428,850	2,134,542	504,834	0	2,639,376
<b>TOTAL FAA GRANT # 62</b>	<b>4,111,526</b>	<b>4,000,000</b>	<b>2,735,077</b>	<b>1,475,449</b>	<b>0</b>	<b>4,210,526</b>
<b>TXDOT RAMP GRANT 2010</b>						
Materials and Supplies	85,652	85,652	85,488	164	0	85,652
Contractual Services	14,348	14,348	14,348	1	0	14,348
<b>TOTAL TXDOT RAMP GRANT 2010</b>	<b>100,000</b>	<b>100,000</b>	<b>99,836</b>	<b>164</b>	<b>0</b>	<b>100,000</b>
<b>GRANT 64</b>						
Contractual Services	315,789	300,000	3,020	312,769	0	315,789
<b>TOTAL GRANT 64</b>	<b>315,789</b>	<b>300,000</b>	<b>3,020</b>	<b>312,769</b>	<b>0</b>	<b>315,789</b>
<b>FAA GRANT 60</b>						
Personnel Services	206,586	206,586	188,327	18,259	0	206,586
Materials and Supplies	7,200	7,200	4,730	2,470	0	7,200
Contractual Services	239,968	239,968	213,577	26,391	0	239,968
Capital Outlay	1,572,000	1,572,000	1,615,834	(43,834)	0	1,572,000
<b>TOTAL FAA GRANT 60</b>	<b>2,025,754</b>	<b>2,025,754</b>	<b>2,022,468</b>	<b>3,286</b>	<b>0</b>	<b>2,025,754</b>



**CITY OF LAREDO, TEXAS  
INTERNATIONAL AIRPORT  
CONSTRUCTION FUND  
FY 2012 - 2013**

	<u>ORIGINAL BUDGET FY 11-12</u>	<u>AMENDED BUDGET FY 11-12</u>	<u>ACTUAL FY 10-11</u>	<u>TOTAL ESTIMATE FY 11-12</u>	<u>PROPOSED BUDGET FY 12-13</u>	<u>TOTAL PROJECT BUDGET FY 12-13</u>
<b>GRANT 57</b>						
Capital Outlay	3,092,510	3,092,510	2,994,613	97,897	0	3,092,510
<b>TOTAL GRANT 57</b>	<b>3,092,510</b>	<b>3,092,510</b>	<b>2,994,613</b>	<b>97,897</b>	<b>0</b>	<b>3,092,510</b>
<b>FFA GRANT #58</b>						
Contractual Services	691,181	690,523	631,890	58,633	0	690,523
Capital Outlay	1,308,819	1,309,477	1,308,820	657	0	1,309,477
<b>TOTAL FFA GRANT #58</b>	<b>2,000,000</b>	<b>2,000,000</b>	<b>1,940,710</b>	<b>59,290</b>	<b>0</b>	<b>2,000,000</b>
<b>GRANT 65</b>						
Capital Outlay	9,334,069	8,843,166	9,018,382	315,687	0	9,334,069
<b>TOTAL GRANT 65</b>	<b>9,334,069</b>	<b>8,843,166</b>	<b>9,018,382</b>	<b>315,687</b>	<b>0</b>	<b>9,334,069</b>
<b>GRANT 55</b>						
Capital Outlay	3,540,981	3,540,981	3,538,118	2,863	0	3,540,981
<b>TOTAL GRANT 55</b>	<b>3,540,981</b>	<b>3,540,981</b>	<b>3,538,118</b>	<b>2,863</b>	<b>0</b>	<b>3,540,981</b>
<b>NOISE ABATEMENT DIVISION</b>						
Capital Outlay	8,000,000	8,000,000	8,000,000	0	0	8,000,000
<b>TOTAL NOISE ABATEMENT DIVISION</b>	<b>8,000,000</b>	<b>8,000,000</b>	<b>8,000,000</b>	<b>0</b>	<b>0</b>	<b>8,000,000</b>
<b>FAA GRANT #38</b>						
Materials and Supplies	9,622	0	9,354	(9,354)	0	0
Contractual Services	208,615	0	178,290	(178,290)	0	0
Capital Outlay	1,242,297	0	1,219,124	(1,219,124)	0	0
<b>TOTAL FAA GRANT #38</b>	<b>1,460,534</b>	<b>0</b>	<b>1,406,768</b>	<b>(1,406,768)</b>	<b>0</b>	<b>0</b>

**CITY OF LAREDO, TEXAS  
INTERNATIONAL AIRPORT  
CONSTRUCTION FUND  
FY 2012 - 2013**

	<u>ORIGINAL BUDGET FY 11-12</u>	<u>AMENDED BUDGET FY 11-12</u>	<u>ACTUAL FY 10-11</u>	<u>TOTAL ESTIMATE FY 11-12</u>	<u>PROPOSED BUDGET FY 12-13</u>	<u>TOTAL PROJECT BUDGET FY 12-13</u>
<b>TXDOT RAMPGRANT 2011</b>						
Materials and Supplies	0	72,469	72,469	0	0	72,469
Contractual Services	0	27,531	22,102	5,429	0	27,531
<b>TOTAL TXDOT RAMPGRANT 2011</b>	<b>0</b>	<b>100,000</b>	<b>94,571</b>	<b>5,429</b>	<b>0</b>	<b>100,000</b>
<b>FAA GRANT #69</b>						
Capital Outlay	0	3,000,000	0	3,157,896	0	3,157,896
<b>TOTAL FAA GRANT #69</b>	<b>0</b>	<b>3,000,000</b>	<b>0</b>	<b>3,157,896</b>	<b>0</b>	<b>3,157,896</b>
<b>FAA GRANT #66</b>						
Capital Outlay	0	1,000,000	0	1,052,632	0	1,052,632
<b>TOTAL FAA GRANT #66</b>	<b>0</b>	<b>1,000,000</b>	<b>0</b>	<b>1,052,632</b>	<b>0</b>	<b>1,052,632</b>
<b>FAA GRANT #41</b>						
Materials and Supplies	1,411	1,411	1,411	0	0	1,411
Contractual Services	297,034	297,034	280,490	16,544	0	297,034
Capital Outlay	4,202,749	4,202,749	4,078,503	124,246	0	4,202,749
<b>TOTAL FAA GRANT #41</b>	<b>4,501,194</b>	<b>4,501,194</b>	<b>4,360,404</b>	<b>140,790</b>	<b>0</b>	<b>4,501,194</b>
<b>ENVIRONMENTAL ASSESSMENTS</b>						
Capital Outlay	2,565,744	2,565,744	2,363,528	202,216	0	2,565,744
<b>TOTAL ENVIRONMENTAL ASSESSMENTS</b>	<b>2,565,744</b>	<b>2,565,744</b>	<b>2,363,528</b>	<b>202,216</b>	<b>0</b>	<b>2,565,744</b>
<b>FAA GRANT #67</b>						
Contractual Services	0	285,000	0	300,000	0	300,000
<b>TOTAL FAA GRANT #67</b>	<b>0</b>	<b>285,000</b>	<b>0</b>	<b>300,000</b>	<b>0</b>	<b>300,000</b>

**CITY OF LAREDO, TEXAS  
INTERNATIONAL AIRPORT  
CONSTRUCTION FUND  
FY 2012 - 2013**

	<u>ORIGINAL BUDGET FY 11-12</u>	<u>AMENDED BUDGET FY 11-12</u>	<u>ACTUAL FY 10-11</u>	<u>TOTAL ESTIMATE FY 11-12</u>	<u>PROPOSED BUDGET FY 12-13</u>	<u>TOTAL PROJECT BUDGET FY 12-13</u>
<b>TXDOT RAMP GRANT 2012</b>						
Materials and Supplies	50,000	50,000	0	50,000	0	50,000
Contractual Services	50,000	50,000	0	50,000	0	50,000
<b>TOTAL TXDOT RAMP GRANT 2012</b>	<b>100,000</b>	<b>100,000</b>	<b>0</b>	<b>100,000</b>	<b>0</b>	<b>100,000</b>
<b>FAA GRANT #44</b>						
Materials and Supplies	14,135	14,135	14,134	1	0	14,135
Contractual Services	380,786	380,786	378,714	2,072	0	380,786
Capital Outlay	4,101,850	4,101,850	4,079,640	22,210	0	4,101,850
<b>TOTAL FAA GRANT #44</b>	<b>4,496,771</b>	<b>4,496,771</b>	<b>4,472,488</b>	<b>24,283</b>	<b>0</b>	<b>4,496,771</b>
<b>OPERATIONS TRANS ACTIVITY</b>						
Contractual Services	8,004	8,004	8,004	0	0	8,004
Capital Outlay	191,992	191,992	191,992	0	0	191,992
Intergovernmental Transfers	425,243	425,243	425,243	0	0	425,243
<b>TOTAL OPERATIONS TRANS ACTIVITY</b>	<b>625,239</b>	<b>625,239</b>	<b>625,239</b>	<b>0</b>	<b>0</b>	<b>625,239</b>
<b>FAA GRANT 68</b>						
Capital Outlay	0	6,747,019	88,353	7,013,773	0	7,102,126
<b>TOTAL FAA GRANT 68</b>	<b>0</b>	<b>6,747,019</b>	<b>88,353</b>	<b>7,013,773</b>	<b>0</b>	<b>7,102,126</b>
<b>FAA GRANT #46</b>						
Contractual Services	6,626	6,626	5,486	1,140	0	6,626
Capital Outlay	1,046,006	1,046,006	1,046,006	0	0	1,046,006
<b>TOTAL FAA GRANT #46</b>	<b>1,052,632</b>	<b>1,052,632</b>	<b>1,051,492</b>	<b>1,140</b>	<b>0</b>	<b>1,052,632</b>
<b>FAA GRANT #49</b>						
Contractual Services	362,487	362,487	341,705	20,782	0	362,487
Capital Outlay	7,137,513	7,137,513	7,133,105	4,408	0	7,137,513
<b>TOTAL FAA GRANT #49</b>	<b>7,500,000</b>	<b>7,500,000</b>	<b>7,474,810</b>	<b>25,190</b>	<b>0</b>	<b>7,500,000</b>

**CITY OF LAREDO, TEXAS  
INTERNATIONAL AIRPORT  
CONSTRUCTION FUND  
FY 2012 - 2013**

	<u>ORIGINAL BUDGET FY 11-12</u>	<u>AMENDED BUDGET FY 11-12</u>	<u>ACTUAL FY 10-11</u>	<u>TOTAL ESTIMATE FY 11-12</u>	<u>PROPOSED BUDGET FY 12-13</u>	<u>TOTAL PROJECT BUDGET FY 12-13</u>
<b>FAA GRANT #47</b>						
Contractual Services	1,534,209	1,534,209	1,534,209	0	0	1,534,209
Capital Outlay	465,791	465,791	465,791	0	0	465,791
<b>TOTAL FAA GRANT #47</b>	<b>2,000,000</b>	<b>2,000,000</b>	<b>2,000,000</b>	<b>0</b>	<b>0</b>	<b>2,000,000</b>
<b>FAA GRANT #48</b>						
Contractual Services	538,163	538,163	538,164	(1)	0	538,163
Capital Outlay	886,805	886,805	886,804	1	0	886,805
<b>TOTAL FAA GRANT #48</b>	<b>1,424,968</b>	<b>1,424,968</b>	<b>1,424,968</b>	<b>0</b>	<b>0</b>	<b>1,424,968</b>
<b>FAA PROPOSED REHAB GRANT</b>						
Intergovernmental Transfers	197,771	197,771	197,771	0	0	197,771
<b>TOTAL FAA PROPOSED REHAB GRANT</b>	<b>197,771</b>	<b>197,771</b>	<b>197,771</b>	<b>0</b>	<b>0</b>	<b>197,771</b>
<b>FAA GRANT #50</b>						
Personnel Services	135,786	135,786	135,786	0	0	135,786
Materials and Supplies	2,113	2,113	2,113	0	0	2,113
Contractual Services	1,326,185	1,326,185	1,326,184	1	0	1,326,185
Capital Outlay	535,916	535,916	535,916	0	0	535,916
<b>TOTAL FAA GRANT #50</b>	<b>2,000,000</b>	<b>2,000,000</b>	<b>1,999,998</b>	<b>2</b>	<b>0</b>	<b>2,000,000</b>
<b>GA APRON/RUNWAY 14/32</b>						
Contractual Services	669,427	669,427	643,177	26,250	0	669,427
Other Charges	19,714	19,714	0	19,714	0	19,714
Capital Outlay	3,824,303	3,824,303	3,824,303	1	0	3,824,303
<b>TOTAL GA APRON/RUNWAY 14/32</b>	<b>4,513,444</b>	<b>4,513,444</b>	<b>4,467,480</b>	<b>45,964</b>	<b>0</b>	<b>4,513,444</b>
<b>TXDOT RAMP GRANT 2009</b>						
Materials and Supplies	93,865	93,865	93,639	226	0	93,865
Capital Outlay	6,135	6,135	6,135	0	0	6,135
<b>TOTAL TXDOT RAMP GRANT 2009</b>	<b>100,000</b>	<b>100,000</b>	<b>99,774</b>	<b>226</b>	<b>0</b>	<b>100,000</b>

**CITY OF LAREDO, TEXAS  
INTERNATIONAL AIRPORT  
CONSTRUCTION FUND  
FY 2012 - 2013**

	<u>ORIGINAL BUDGET FY 11-12</u>	<u>AMENDED BUDGET FY 11-12</u>	<u>ACTUAL FY 10-11</u>	<u>TOTAL ESTIMATE FY 11-12</u>	<u>PROPOSED BUDGET FY 12-13</u>	<u>TOTAL PROJECT BUDGET FY 12-13</u>
<b>FAA INELIGIBLE</b>						
Materials and Supplies	34,051	34,051	33,317	734	0	34,051
Contractual Services	186,481	186,481	185,915	566	0	186,481
Other Charges	132,468	132,468	(2)	132,575	1,500	134,073
Capital Outlay	117,401	117,401	120,319	(2,918)	0	117,401
<b>TOTAL FAA INELIGIBLE</b>	<b>470,401</b>	<b>470,401</b>	<b>339,550</b>	<b>130,956</b>	<b>1,500</b>	<b>472,006</b>
<b>FAA GRANT 52</b>						
Personnel Services	100,321	100,321	100,080	241	0	100,321
Materials and Supplies	4,818	4,818	5,058	(240)	0	4,818
Contractual Services	386,308	386,308	386,309	(1)	0	386,308
Capital Outlay	1,508,553	1,508,553	1,508,553	0	0	1,508,553
<b>TOTAL FAA GRANT 52</b>	<b>2,000,000</b>	<b>2,000,000</b>	<b>2,000,000</b>	<b>0</b>	<b>0</b>	<b>2,000,000</b>
<b>FAA GRANT 53</b>						
Contractual Services	362,114	362,114	288,602	73,512	0	362,114
Capital Outlay	4,054,416	4,054,416	3,570,452	483,964	0	4,054,416
<b>TOTAL FAA GRANT 53</b>	<b>4,416,530</b>	<b>4,416,530</b>	<b>3,859,054</b>	<b>557,476</b>	<b>0</b>	<b>4,416,530</b>
<b>DEVELOPMENT &amp; IMPROVEMENT</b>						
Contractual Services	511,331	511,331	194,889	316,442	0	511,331
Other Charges	792,952	792,952	0	329,848	0	329,848
Capital Outlay	1,536,963	1,536,963	709,606	827,357	0	1,536,963
Intergovernmental Transfers	1,520,562	1,520,562	1,520,562	0	0	1,520,562
<b>TOTAL DEVELOPMENT &amp; IMPROVEMENT</b>	<b>4,361,808</b>	<b>4,361,808</b>	<b>2,425,056</b>	<b>1,473,648</b>	<b>0</b>	<b>3,898,704</b>
<b>FAA-GRANT #54</b>						
Contractual Services	390,964	390,964	293,024	97,940	0	390,964
<b>TOTAL FAA-GRANT #54</b>	<b>390,964</b>	<b>390,964</b>	<b>293,024</b>	<b>97,940</b>	<b>0</b>	<b>390,964</b>

**CITY OF LAREDO, TEXAS  
INTERNATIONAL AIRPORT  
CONSTRUCTION FUND  
FY 2012 - 2013**

	<u>ORIGINAL BUDGET FY 11-12</u>	<u>AMENDED BUDGET FY 11-12</u>	<u>ACTUAL FY 10-11</u>	<u>TOTAL ESTIMATE FY 11-12</u>	<u>PROPOSED BUDGET FY 12-13</u>	<u>TOTAL PROJECT BUDGET FY 12-13</u>
<b>EMAS REPAIRS</b>						
Contractual Services	77,011	77,011	0	77,011	0	77,011
<b>TOTAL EMAS REPAIRS</b>	<b>77,011</b>	<b>77,011</b>	<b>0</b>	<b>77,011</b>	<b>0</b>	<b>77,011</b>
<b>COMB TAX/AIRPORT CO 2010B</b>						
Materials and Supplies	0	173,057	0	173,057	0	173,057
Other Charges	8,334	8,334	0	5,489	8,619	14,108
Capital Outlay	2,800,000	1,826,943	669,867	1,157,076	0	1,826,943
Debt Service	40,000	40,000	40,000	0	0	40,000
<b>TOTAL COMB TAX/AIRPORT CO 2010B</b>	<b>2,848,334</b>	<b>2,048,334</b>	<b>709,867</b>	<b>1,335,622</b>	<b>8,619</b>	<b>2,054,108</b>
<b>2010A TAX &amp; REVENUE BOND</b>						
Contractual Services	13,250	168,250	12,660	155,590	0	168,250
Other Charges	748,434	188,852	0	176,416	11,029	187,445
Capital Outlay	1,587,000	2,232,000	666,536	1,565,464	0	2,232,000
Debt Service	95,000	95,000	95,000	0	0	95,000
Intergovernmental Transfers	0	1,432,000	0	1,453,053	0	1,453,053
<b>TOTAL 2010A TAX &amp; REVENUE BOND</b>	<b>2,443,684</b>	<b>4,116,102</b>	<b>774,196</b>	<b>3,350,523</b>	<b>11,029</b>	<b>4,135,748</b>
<b>TOTAL EXPENDITURES</b>	<b>85,171,639</b>	<b>94,942,124</b>	<b>75,891,506</b>	<b>20,046,444</b>	<b>121,148</b>	<b>96,059,098</b>
<b>CLOSING BALANCE</b>	<b>(\$649,585)</b>	<b>\$0</b>	<b>\$5,338,219</b>	<b>\$0</b>	<b>\$0</b>	<b>\$0</b>

**CITY OF LAREDO, TEXAS  
BRIDGE SYSTEM  
OPERATING FUND  
FY 2012 - 2013**

	<u>ACTUAL FY 09-10</u>	<u>ACTUAL FY 10-11</u>	<u>ORIGINAL BUDGET FY 11-12</u>	<u>AMENDED BUDGET FY 11-12</u>	<u>TOTAL ESTIMATE FY 11-12</u>	<u>PROPOSED BUDGET FY 12-13</u>
<b>OPENING BALANCE</b>	<b>\$1,819,433</b>	<b>\$1,612,116</b>	<b>\$1,805,231</b>	<b>\$984,205</b>	<b>\$984,205</b>	<b>\$1,760,430</b>
<b>REVENUES</b>						
Intergovernmental Revenue	14,983	13,727	0	215,736	0	0
Charges for Services	42,820,134	43,638,202	43,830,841	43,830,841	44,397,724	45,062,133
Fees and Collections	1,500	1,000	150,000	150,000	141,548	141,548
Rents, Royalties and Interest	807,233	827,669	793,857	793,857	807,966	819,010
Reimburse and Miscellaneous	376,553	61,238	220,443	220,443	272	272
<b>COLD STORAGE FACILITY</b>						
Fees and Collections	0	0	0	0	19,604	58,811
<b>TOTAL COLD STORAGE FACILITY</b>	<b>0</b>	<b>0</b>	<b>0</b>	<b>0</b>	<b>19,604</b>	<b>58,811</b>
<b>TOTAL REVENUES</b>	<b>44,020,403</b>	<b>44,541,836</b>	<b>44,995,141</b>	<b>45,210,877</b>	<b>45,367,114</b>	<b>46,081,774</b>
<b>TOTAL AVAILABLE</b>	<b>45,839,836</b>	<b>46,153,952</b>	<b>46,800,372</b>	<b>46,195,082</b>	<b>46,351,319</b>	<b>47,842,204</b>
<b>EXPENDITURES</b>						
<b>BRIDGE SYSTEM</b>						
Personnel Services	1,900,578	1,954,599	2,187,138	2,189,950	1,874,393	2,225,333
Materials and Supplies	199,163	360,230	243,963	326,369	237,864	241,107
Contractual Services	24,071,465	24,166,205	24,594,573	24,754,442	24,985,489	25,473,757
Other Charges	52,093	25,688	57,124	107,124	57,000	20,000
Capital Outlay	2,190	38,837	0	48,000	0	0
Intergovernmental Transfers	11,313,510	11,623,923	10,114,016	9,990,746	10,652,078	10,519,889
<b>TOTAL BRIDGE SYSTEM</b>	<b>37,538,998</b>	<b>38,169,482</b>	<b>37,196,814</b>	<b>37,416,631</b>	<b>37,806,824</b>	<b>38,480,086</b>
<b>BRIDGE II</b>						
Personnel Services	2,079,981	2,191,771	2,264,929	2,264,929	2,034,976	2,335,875
Materials and Supplies	88,386	70,094	96,595	115,622	95,572	97,419
Contractual Services	382,746	356,807	459,737	336,281	329,772	296,697
Capital Outlay	0	38,934	0	52,427	8,427	0
<b>TOTAL BRIDGE II</b>	<b>2,551,113</b>	<b>2,657,606</b>	<b>2,821,261</b>	<b>2,769,259</b>	<b>2,468,747</b>	<b>2,729,991</b>

**CITY OF LAREDO, TEXAS  
BRIDGE SYSTEM  
OPERATING FUND  
FY 2012 - 2013**

	<u>ACTUAL FY 09-10</u>	<u>ACTUAL FY 10-11</u>	<u>ORIGINAL BUDGET FY 11-12</u>	<u>AMENDED BUDGET FY 11-12</u>	<u>TOTAL ESTIMATE FY 11-12</u>	<u>PROPOSED BUDGET FY 12-13</u>
<b>COLOMBIA BRIDGE OPERATION</b>						
Personnel Services	1,106,320	1,217,596	1,208,619	1,208,619	1,092,824	1,241,848
Materials and Supplies	36,487	26,621	29,712	54,162	38,264	33,719
Contractual Services	207,178	218,342	344,032	305,569	220,739	231,264
Capital Outlay	39,250	9,877	0	42,427	8,427	0
<b>TOTAL COLOMBIA BRIDGE OPERATION</b>	<b>1,389,235</b>	<b>1,472,437</b>	<b>1,582,363</b>	<b>1,610,777</b>	<b>1,360,254</b>	<b>1,506,831</b>
<b>CENTRAL AMERICA CONVENTN</b>						
Contractual Services	73,883	3	50,000	50,384	0	50,000
<b>TOTAL CENTRAL AMERICA CONVENTN</b>	<b>73,883</b>	<b>3</b>	<b>50,000</b>	<b>50,384</b>	<b>0</b>	<b>50,000</b>
<b>COLD STORAGE FACILITY</b>						
Contractual Services	0	0	0	0	3,750	15,000
<b>TOTAL COLD STORAGE FACILITY</b>	<b>0</b>	<b>0</b>	<b>0</b>	<b>0</b>	<b>3,750</b>	<b>15,000</b>
<b>WORLD TRADE BRIDGE</b>						
Personnel Services	1,863,317	2,087,607	2,211,111	2,211,111	2,036,670	2,349,889
Materials and Supplies	170,203	109,431	125,262	174,647	146,422	139,681
Contractual Services	512,268	635,824	786,915	846,911	718,233	593,389
Capital Outlay	0	38,700	0	76,000	42,682	0
<b>TOTAL WORLD TRADE BRIDGE</b>	<b>2,545,789</b>	<b>2,871,563</b>	<b>3,123,288</b>	<b>3,308,669</b>	<b>2,944,007</b>	<b>3,082,959</b>
<b>5TH BRIDGE</b>						
Contractual Services	30,002	0	100,000	104,307	7,307	50,000
<b>TOTAL 5TH BRIDGE</b>	<b>30,002</b>	<b>0</b>	<b>100,000</b>	<b>104,307</b>	<b>7,307</b>	<b>50,000</b>
<b>TOTAL EXPENDITURES</b>	<b>44,129,021</b>	<b>45,171,091</b>	<b>44,873,726</b>	<b>45,260,027</b>	<b>44,590,889</b>	<b>45,914,867</b>
<b>CLOSING BALANCE</b>	<b>\$1,710,815</b>	<b>\$982,861</b>	<b>\$1,926,646</b>	<b>\$935,055</b>	<b>\$1,760,430</b>	<b>\$1,927,337</b>



**CITY OF LAREDO, TEXAS  
BRIDGE SYSTEM  
OPERATING FUND  
FY 2012 - 2013**

	<u>ACTUAL FY 09-10</u>	<u>ACTUAL FY 10-11</u>	<u>ORIGINAL BUDGET FY 11-12</u>	<u>AMENDED BUDGET FY 11-12</u>	<u>TOTAL ESTIMATE FY 11-12</u>	<u>PROPOSED BUDGET FY 12-13</u>
<b>ADJUSTMENTS</b>						
COMPENSATED ABSENCES	(98,699)	1,344	0	0	0	0
<b>TOTAL ADJUSTMENTS</b>	<b>(98,699)</b>	<b>1,344</b>	<b>0</b>	<b>0</b>	<b>0</b>	<b>0</b>
<b>ADJUSTED CLOSING BALANCE</b>	<b>\$1,612,116</b>	<b>\$984,205</b>	<b>\$1,926,646</b>	<b>\$935,055</b>	<b>\$1,760,430</b>	<b>\$1,927,337</b>

**City of Laredo, Texas  
Bridge System  
Major Fund Changes  
FY 2012-2013**

**REVENUES**

**Total Net Change from FY 2012 to FY 2013**                      \$ 1,086,633              2.91%

<b>Major Revenues</b>	<b><u>Variance</u></b>	<b><u>% Change</u></b>
Non-AVI Transponders	(72,848)	-0.56%
AVI Transponders	1,553,145	5.76%
AVI-Online Payments	(154,585)	-5.15%
One Time Swipe Card	(35,576)	-76.61%
Peso Profit	(76,040)	-59.72%
Sticker Tag Fees	27,291	40.10%
Oversize/Overweight Permits	(2,856)	-1.06%
Overweight Penalties	(5,039)	-1.38%
Credit Card Fee	(10,652)	-6.93%
Facility Use Fee Refrigerated Facilities	58,811	100.00%
Other	(220,171)	-99.88%
Rents & Interest	25,153	3.17%

**EXPENDITURES**

Personnel (due to new employees hired at above entry level rates, reclassifications, changes to benefits, etc.)	\$ 281,148
Motor Fuel	(3,788)
Vehicle Maintenance	(2,534)
Inet Charges	19,611
Utilities	(129,358)
Maint to Mach & Equipment	(145,962)
Building & Other Improvements	(200,925)
Contractual for Bridge V	(50,000)
Insurance	17,531
Bank Service Fees	(5,000)
Transfer Out: Bridge Debt Service	906,700
Transfer Out: CIF	(501,678)
Administrative Charges	250,975
Additional Administrative Charges	615,647
Maint on Refrigerated Facilities	15,000
Misc Budget Adjustments	8,887
Reserve	(35,113)
	<hr/>
<b>Total Net Change from FY2012 to FY2013</b>	<b><u><u>\$ 1,041,141</u></u></b>

FUND NUMBER	553 BRIDGE SYSTEM
DEPARTMENT NAME	TRANSPORTATION
DEPARTMENT NUMBER	40 BRIDGE SYSTEM
DIVISION NUMBER	10 BRIDGE SYSTEM

**MISSION**

To continue to serve as the most expedient, convenient and safe crossing points for all citizens and tourists of both U.S and Mexico.

**OBJECTIVES & PLANNED ACCOMPLISHMENTS**

- Ensure services which are rendered to improve our position as the largest inland port in the U.S.
- Provide professional and courteous customer service.
- Ensure both the expeditious and safe movement of vehicular and pedestrian traffic over the International Bridge.

**EXPENDITURES**

	ACTUAL 09-10	ACTUAL 10-11	AMENDED 11-12	ESTIMATED 11-12	PROPOSED 12-13
Personnel Services	1,900,578	1,954,599	2,189,950	1,874,393	2,225,333
Materials & Supplies	199,164	360,230	326,369	237,864	241,107
Contractual Services	24,071,466	24,166,205	24,754,442	24,985,489	25,473,757
Other Charges	52,093	25,688	107,124	57,000	20,000
Capital Outlay	2,190	38,837	48,000	-	-
Transfers Out	11,313,510	11,623,923	9,990,746	10,652,078	10,519,889
<b>Total</b>	37,539,001	38,169,482	37,416,631	37,806,824	38,480,086

**PERSONNEL POSITION LISTING**

DEPT	DIV	AUTH #	POSITION NO.	GRADE	POSITION TITLE	12-13 PROPOSED ANNUAL RATE
40	10	25	81966	R24	BUILDING MAINTENANCE WORKER	19,074
40	10	27	81966	R24	BUILDING MAINTENANCE WORKER	18,034
40	10	81	81966	R24	BUILDING MAINTENANCE WORKER	19,074
40	10	13	41966	R26	BRIDGE OFFICER/TRAFFIC	25,667
40	10	14	41966	R26	BRIDGE OFFICER/TRAFFIC	22,360
40	10	18	41966	R26	BRIDGE OFFICER/TRAFFIC	19,864
40	10	23	41966	R26	BRIDGE OFFICER/TRAFFIC	20,987
40	10	24	41966	R26	BRIDGE OFFICER/TRAFFIC	20,592
40	10	47	41966	R26	BRIDGE OFFICER/TRAFFIC	21,799
40	10	48	41966	R26	BRIDGE OFFICER/TRAFFIC	19,864
40	10	74	41966	R26	BRIDGE OFFICER/TRAFFIC	21,799

FUND NUMBER  
DEPARTMENT NAME  
DEPARTMENT NUMBER  
DIVISION NUMBER

553 BRIDGE SYSTEM  
TRANSPORTATION  
40 BRIDGE SYSTEM  
10 BRIDGE SYSTEM

PERSONNEL POSITION LISTING - CONTINUED

DEPT	DIV	AUTH #	POSITION NO.	GRADE	POSITION TITLE	12-13 PROPOSED ANNUAL RATE
40	10	76	41966	R26	BRIDGE OFFICER/TRAFFIC	21,799
40	10	77	41966	R26	BRIDGE OFFICER/TRAFFIC	21,799
40	10	78	41966	R26	BRIDGE OFFICER/TRAFFIC	20,592
40	10	80	41966	R26	BRIDGE OFFICER/TRAFFIC	20,987
40	10	2	40167	R27	BRIDGE OFFICER/COLLECTOR	26,687
40	10	8	40167	R27	BRIDGE OFFICER/COLLECTOR	23,983
40	10	13	40167	R27	BRIDGE OFFICER/COLLECTOR	34,424
40	10	18	40167	R27	BRIDGE OFFICER/COLLECTOR	28,829
40	10	23	40167	R27	BRIDGE OFFICER/COLLECTOR	21,070
40	10	24	40167	R27	BRIDGE OFFICER/COLLECTOR	21,819
40	10	25	40167	R27	BRIDGE OFFICER/COLLECTOR	22,256
40	10	34	40167	R27	BRIDGE OFFICER/COLLECTOR	28,600
40	10	41	40167	R27	BRIDGE OFFICER/COLLECTOR	24,482
40	10	43	40167	R27	BRIDGE OFFICER/COLLECTOR	28,621
40	10	44	40167	R27	BRIDGE OFFICER/COLLECTOR	27,706
40	10	46	40167	R27	BRIDGE OFFICER/COLLECTOR	23,151
40	10	48	40167	R27	BRIDGE OFFICER/COLLECTOR	23,151
40	10	62	40167	R27	BRIDGE OFFICER/COLLECTOR	28,039
40	10	63	40167	R27	BRIDGE OFFICER/COLLECTOR	21,819
40	10	64	40167	R27	BRIDGE OFFICER/COLLECTOR	23,151
40	10	65	40167	R27	BRIDGE OFFICER/COLLECTOR	23,151
40	10	66	40167	R27	BRIDGE OFFICER/COLLECTOR	21,070
40	10	67	40167	R27	BRIDGE OFFICER/COLLECTOR	21,819
40	10	68	40167	R27	BRIDGE OFFICER/COLLECTOR	21,819
40	10	69	40167	R27	BRIDGE OFFICER/COLLECTOR	23,151
40	10	70	40167	R27	BRIDGE OFFICER/COLLECTOR	21,819
40	10	71	40167	R27	BRIDGE OFFICER/COLLECTOR	21,819
40	10	72	40167	R27	BRIDGE OFFICER/COLLECTOR	23,151
40	10	73	40167	R27	BRIDGE OFFICER/COLLECTOR	23,151
40	10	61	81203	R27	MAINTENANCE CREW LEADER	32,531
40	10	2	40166	R28	BRIDGE CASHIER/TELLER	23,587
40	10	4	40166	R28	BRIDGE CASHIER/TELLER	44,720

FUND NUMBER	553 BRIDGE SYSTEM
DEPARTMENT NAME	TRANSPORTATION
DEPARTMENT NUMBER	40 BRIDGE SYSTEM
DIVISION NUMBER	10 BRIDGE SYSTEM

PERSONNEL POSITION LISTING - CONTINUED

DEPT	DIV	AUTH #	POSITION NO.	GRADE	POSITION TITLE	12-13 PROPOSED ANNUAL RATE
40	10	5	40166	R28	BRIDGE CASHIER/TELLER	28,059
40	10	13	40166	R28	BRIDGE CASHIER/TELLER	24,315
40	10	21	40166	R28	BRIDGE CASHIER/TELLER	23,130
40	10	1	40071	R32	BRIDGE SHIFT SUPERVISOR	29,682
40	10	4	40071	R32	BRIDGE SHIFT SUPERVISOR	44,949
40	10	8	40071	R32	BRIDGE SHIFT SUPERVISOR	45,157
40	10	10	40071	R32	BRIDGE SHIFT SUPERVISOR	33,571
40	10	12	40071	R32	BRIDGE SHIFT SUPERVISOR	42,037
40	10	1	35018	R33	BRIDGE FINANCIAL ANALYST (25%)	8,310
40	10	1	41968	R36	TOLL EQUIPMENT TECHNICIAN	49,524
40	10	1	11462	R39	BRIDGE OPERATION SUPERINTEN'T (50%)	36,972
40	10	1	11463	R40	BRIDGE CASHIER SUPERINTENDENT (25%)	15,423
40	10	2	16007	R41	ASSISTANT BRIDGE MANAGER (25%)	19,437
40	10	1	16006	R44	BRIDGE MANAGER (25%)	25,995
<b>TOTAL COUNT</b>			<b>57</b>		<b>TOTAL SALARIES</b>	<b>1,450,428</b>

FUND NUMBER  
DEPARTMENT NAME  
DEPARTMENT NUMBER  
DIVISION NUMBER

553 BRIDGE SYSTEM  
TRANSPORTATION  
40 BRIDGE SYSTEM  
10 BRIDGE SYSTEM

PERFORMANCE MEASURES

	ACTUAL 09-10	ACTUAL 10-11	ESTIMATED 11-12	PROPOSED 12-13
<b>Workload Measures</b>				
<b>Inputs</b>				
Number of full-time equivalent employees - collectors (vehicular )	14	14	12	12
Number of full-time equivalent employees - cashiers	4.5	4.5	4.5	4.5
Number of full-time equivalent employees - collectors (pedestrians)	13	13	11	11
Number of pedestrians processed	3,746,170	3,161,627	2,934,158	2,875,474
Number of Gateway passes sold	3,638,851	3,110,189	2,892,476	2,823,626
Number of non-commercial vehicles processed	1,139,401	985,944	1,078,209	1,078,209
<b>Efficiency Measures</b>				
Number of pedestrians processed per FTE - collectors	288,167	243,202	266,742	261,407
Number of non-commercial vehicles processed per FTE - collectors	81,385	70,425	89,851	89,851
Number of Gateway passes sold per FTE - POS collectors	279,912	239,245	262,952	256, 693
<b>Effectiveness Measures</b>				
Total toll receipts	5,852,205	5,061,759	5,167,953	5,123,940
<b>Bridge I</b>				
Operational cost per pedestrian	.46	.61	.58	.61
Operational cost per non-commercial axle	.56	.46	.48	.46

FUND NUMBER  
 DEPARTMENT NAME  
 DEPARTMENT NUMBER  
 DIVISION NUMBER

553 BRIDGE SYSTEM  
 TRANSPORTATION  
 40 BRIDGE SYSTEM  
 12 BRIDGE II

**MISSION**

To continue to serve as the most expedient, convenient and safe crossing points for all citizens and tourists of both U.S and Mexico.

**OBJECTIVES & PLANNED ACCOMPLISHMENTS**

- Ensure services that improve our position as the largest inland port in the U.S.
- Provide professional and courteous customer service.
- Ensure both the expeditious and safe movement of vehicular and pedestrian traffic .

**EXPENDITURES**

	ACTUAL 09-10	ACTUAL 10-11	AMENDED 11-12	ESTIMATED 11-12	PROPOSED 12-13
Personnel Services	2,079,980	2,191,771	2,264,929	2,034,976	2,335,875
Materials & Supplies	88,386	70,094	115,622	95,572	97,419
Contractual Services	382,747	356,808	336,281	329,772	296,697
Capital Outlay	-	38,934	52,427	8,427	-
<b>Total</b>	2,551,113	2,657,607	2,769,259	2,468,747	2,729,991

**PERSONNEL POSITION LISTING**

DEPT	DIV	AUTH #	POSITION NO.	GRADE	POSITION TITLE	12-13 PROPOSED ANNUAL RATE
40	12	26	81966	R24	BUILDING MAINTENANCE WORKER	25,647
40	12	29	81966	R24	BUILDING MAINTENANCE WORKER	19,843
40	12	30	81966	R24	BUILDING MAINTENANCE WORKER	23,941
40	12	56	81966	R24	BUILDING MAINTENANCE WORKER	18,034
40	12	85	81966	R24	BUILDING MAINTENANCE WORKER	21,923
40	12	3	41966	R26	BRIDGE OFFICER/TRAFFIC	20,592
40	12	4	41966	R26	BRIDGE OFFICER/TRAFFIC	21,799
40	12	5	41966	R26	BRIDGE OFFICER/TRAFFIC	37,523
40	12	6	41966	R26	BRIDGE OFFICER/TRAFFIC	20,592
40	12	8	41966	R26	BRIDGE OFFICER/TRAFFIC	27,727
40	12	15	41966	R26	BRIDGE OFFICER/TRAFFIC	28,288
40	12	16	41966	R26	BRIDGE OFFICER/TRAFFIC	23,255
40	12	19	41966	R26	BRIDGE OFFICER/TRAFFIC	26,978
40	12	20	41966	R26	BRIDGE OFFICER/TRAFFIC	19,864

FUND NUMBER  
DEPARTMENT NAME  
DEPARTMENT NUMBER  
DIVISION NUMBER

553 BRIDGE SYSTEM  
TRANSPORTATION  
40 BRIDGE SYSTEM  
12 BRIDGE II

PERSONNEL POSITION LISTING - CONTINUED

DEPT	DIV	AUTH #	POSITION NO.	GRADE	POSITION TITLE	12-13 PROPOSED ANNUAL RATE
40	12	22	41966	R26	BRIDGE OFFICER/TRAFFIC	19,864
40	12	43	41966	R26	BRIDGE OFFICER/TRAFFIC	24,648
40	12	45	41966	R26	BRIDGE OFFICER/TRAFFIC	20,592
40	12	1	40167	R27	BRIDGE OFFICER/COLLECTOR	23,151
40	12	5	40167	R27	BRIDGE OFFICER/COLLECTOR	24,482
40	12	7	40167	R27	BRIDGE OFFICER/COLLECTOR	25,231
40	12	9	40167	R27	BRIDGE OFFICER/COLLECTOR	25,231
40	12	12	40167	R27	BRIDGE OFFICER/COLLECTOR	23,151
40	12	16	40167	R27	BRIDGE OFFICER/COLLECTOR	30,264
40	12	17	40167	R27	BRIDGE OFFICER/COLLECTOR	23,837
40	12	20	40167	R27	BRIDGE OFFICER/COLLECTOR	35,485
40	12	21	40167	R27	BRIDGE OFFICER/COLLECTOR	24,482
40	12	22	40167	R27	BRIDGE OFFICER/COLLECTOR	22,256
40	12	36	40167	R27	BRIDGE OFFICER/COLLECTOR	28,829
40	12	42	40167	R27	BRIDGE OFFICER/COLLECTOR	25,459
40	12	52	40167	R27	BRIDGE OFFICER/COLLECTOR	23,151
40	12	53	40167	R27	BRIDGE OFFICER/COLLECTOR	22,256
40	12	54	40167	R27	BRIDGE OFFICER/COLLECTOR	26,229
40	12	55	40167	R27	BRIDGE OFFICER/COLLECTOR	22,256
40	12	57	40167	R27	BRIDGE OFFICER/COLLECTOR	26,208
40	12	58	40167	R27	BRIDGE OFFICER/COLLECTOR	21,070
40	12	59	40167	R27	BRIDGE OFFICER/COLLECTOR	27,789
40	12	60	40167	R27	BRIDGE OFFICER/COLLECTOR	27,519
40	12	1	40166	R28	BRIDGE CASHIER/TELLER	29,474
40	12	3	40166	R28	BRIDGE CASHIER/TELLER	39,791
40	12	10	40166	R28	BRIDGE CASHIER/TELLER	28,642
40	12	14	40166	R28	BRIDGE CASHIER/TELLER	29,453
40	12	16	40166	R28	BRIDGE CASHIER/TELLER	30,327
40	12	22	20011	R28	CLERK IV	33,987
40	12	25	20011	R28	CLERK IV	36,026
40	12	2	40071	R32	BRIDGE SHIFT SUPERVISOR	40,810



FUND NUMBER	553 BRIDGE SYSTEM
DEPARTMENT NAME	TRANSPORTATION
DEPARTMENT NUMBER	40 BRIDGE SYSTEM
DIVISION NUMBER	12 BRIDGE II

PERSONNEL POSITION LISTING - CONTINUED

DEPT	DIV	AUTH #	POSITION NO.	GRADE	POSITION TITLE	12-13 PROPOSED ANNUAL RATE
40	12	6	40071	R32	BRIDGE SHIFT SUPERVISOR	40,498
40	12	11	40071	R32	BRIDGE SHIFT SUPERVISOR	29,682
40	12	13	40071	R32	BRIDGE SHIFT SUPERVISOR	37,066
40	12	15	40071	R32	BRIDGE SHIFT SUPERVISOR	32,927
40	12	16	40071	R32	BRIDGE SHIFT SUPERVISOR	35,610
40	12	30	40071	R32	BRIDGE SHIFT SUPERVISOR	35,339
40	12	1	35018	R33	BRIDGE FINANCIAL ANALYST (25%)	8,310
40	12	3	41968	R36	TOLL EQUIPMENT TECHNICIAN	50,439
40	12	1	11462	R39	BRIDGE OPERATION SUPERINTEN'T (50%)	36,972
40	12	1	11463	R40	BRIDGE CASHIER SUPERINTENDENT (25%)	15,423
40	12	2	16007	R41	ASSISTANT BRIDGE MANAGER (25%)	19,437
40	12	1	16006	R44	BRIDGE MANAGER (25%)	25,995
<b>TOTAL COUNT</b>			<b>57</b>		<b>TOTAL SALARIES</b>	<b>1,545,651</b>

FUND NUMBER	553 BRIDGE SYSTEM
DEPARTMENT NAME	TRANSPORTATION
DEPARTMENT NUMBER	40 BRIDGE SYSTEM
DIVISION NUMBER	12 BRIDGE II

PERFORMANCE MEASURES

	ACTUAL 09-10	ACTUAL 10-11	ESTIMATED 11-12	PROPOSED 12-13
<b>Workload Measures</b>				
Number of full-time equivalent employees (FTE) - collector	22	21	21	21
Number of full-time equivalent employees (FTE) – cashier (customer service center)	3	4	4	4
Number of full-time equivalent employees FTE – cashier (operations)	3.5	3.5	3.5	3.5
<b>Outputs</b>				
Number of non-commercial vehicles processed	3,447,107	3,341,850	3,317,487	3,317,487
Number of commercial vehicles processed (Buses)	41,473	40,731	38,154	37,391
Number of swipe cards sold	14,328	8,356	N/A	N/A
Number of AVI accounts opened	476	735	690	700
Number of AVI tags issued	1,668	3,232	2,907	3,000
Number of overweight/oversize permits issued (FY09-10 reporting 11 mos.)	9,006	6,849	6,591	6,600
<b>Efficiency Measures</b>				
Number of non-commercial vehicles processed per FTE-collector	156,687	159,136	157,976	157,976
Number of commercial vehicles processed per FTE-collector (buses)	1,885	1,940	1,817	1,781
Number of swipe cards sold per FTE-cashier	4,776	2,785	N/A	N/A
Number of AVI accounts opened per FTE-cashier	159	245	172	175
Number of AVI tags issued per FTE-cashier	556	1,077	726	750
Number of overweight/oversize permits issued per FTE-cashier	3,002	2,283	1,648	1,650
<b>Effectiveness Measures</b>				
Total toll receipts	10,879,589	11,130,052	11,027,972	11,019,388
<b>Bridge II</b>				
Operational cost per non-commercial axle	.42	.43	.41	.41
Operational cost per commercial axle (buses)	.28	.29	.26	.26

FUND NUMBER	553 BRIDGE SYSTEM
DEPARTMENT NAME	TRANSPORTATION
DEPARTMENT NUMBER	40 BRIDGE SYSTEM
DIVISION NUMBER	15 COLOMBIA BRIDGE

**MISSION**

To continue to serve as the most expedient, convenient and safe crossing points for all citizens and tourists of both U.S and Mexico, as well as facilitate the crossing of all freight and import-export trade that utilizes the Port of Laredo.

**OBJECTIVES & PLANNED ACCOMPLISHMENTS**

- Ensure services provided improve our position as the largest inland port in the U.S.
- Provide professional and courteous customer service.
- Ensure both the expeditious and safe movement of vehicular and pedestrian traffic over the International Bridge.

**EXPENDITURES**

	ACTUAL 09-10	ACTUAL 10-11	AMENDED 11-12	ESTIMATED 11-12	PROPOSED 12-13
Personnel Services	1,106,321	1,217,596	1,208,619	1,092,824	1,241,848
Materials & Supplies	36,488	26,621	54,162	38,264	33,719
Contractual Services	207,179	218,343	305,569	220,739	231,264
Capital Outlay	39,250	9,877	42,427	8,427	-
<b>Total</b>	1,389,238	1,472,437	1,610,777	1,360,254	1,506,831

**PERSONNEL POSITION LISTING**

DEPT	DIV	AUTH #	POSITION NO.	GRADE	POSITION TITLE	12-13 PROPOSED ANNUAL RATE
40	15	31	81966	R24	BUILDING MAINTENANCE WORKER	20,176
40	15	39	81966	R24	BUILDING MAINTENANCE WORKER	24,565
40	15	44	81966	R24	BUILDING MAINTENANCE WORKER	19,074
40	15	37	41966	R26	BRIDGE OFFICER/TRAFFIC	23,067
40	15	38	41966	R26	BRIDGE OFFICER/TRAFFIC	24,482
40	15	39	41966	R26	BRIDGE OFFICER/TRAFFIC	23,733
40	15	40	41966	R26	BRIDGE OFFICER/TRAFFIC	26,416
40	15	41	41966	R26	BRIDGE OFFICER/TRAFFIC	25,959
40	15	42	41966	R26	BRIDGE OFFICER/TRAFFIC	23,733
40	15	28	40167	R27	BRIDGE OFFICER/COLLECTOR	23,151

FUND NUMBER	553 BRIDGE SYSTEM
DEPARTMENT NAME	TRANSPORTATION
DEPARTMENT NUMBER	40 BRIDGE SYSTEM
DIVISION NUMBER	15 COLOMBIA BRIDGE

PERSONNEL POSITION LISTING - CONTINUED

DEPT	DIV	AUTH #	POSITION NO.	GRADE	POSITION TITLE	12-13 PROPOSED ANNUAL RATE
40	15	29	40167	R27	BRIDGE OFFICER/COLLECTOR	21,819
40	15	30	40167	R27	BRIDGE OFFICER/COLLECTOR	26,707
40	15	87	40167	R27	BRIDGE OFFICER/COLLECTOR	25,210
40	15	88	40167	R27	BRIDGE OFFICER/COLLECTOR	25,459
40	15	89	40167	R27	BRIDGE OFFICER/COLLECTOR	23,151
40	15	90	40167	R27	BRIDGE OFFICER/COLLECTOR	27,019
40	15	91	40167	R27	BRIDGE OFFICER/COLLECTOR	27,269
40	15	92	40167	R27	BRIDGE OFFICER/COLLECTOR	23,775
40	15	68	20013	R27	CLERK III	29,203
40	15	7	40166	R28	BRIDGE CASHIER/TELLER	26,999
40	15	8	40166	R28	BRIDGE CASHIER/TELLER	23,587
40	15	9	40166	R28	BRIDGE CASHIER/TELLER	29,474
40	15	9	40071	R32	BRIDGE SHIFT SUPERVISOR	28,704
40	15	22	40071	R32	BRIDGE SHIFT SUPERVISOR	28,704
40	15	23	40071	R32	BRIDGE SHIFT SUPERVISOR	36,836
40	15	24	40071	R32	BRIDGE SHIFT SUPERVISOR	39,312
40	15	25	40071	R32	BRIDGE SHIFT SUPERVISOR	39,312
40	15	1	35018	R33	BRIDGE FINANCIAL ANALYST (25%)	8,310
40	15	2	11462	R39	BRIDGE OPERATION SUPERINTEN'T (50%)	34,257
40	15	1	11463	R40	BRIDGE CASHIER SUPERINTENDENT (25%)	15,423
40	15	2	16007	R41	ASSISTANT BRIDGE MANAGER (25%)	19,437
40	15	1	16006	R44	BRIDGE MANAGER (25%)	25,995
<b>TOTAL COUNT</b>			<b>32</b>		<b>TOTAL SALARIES</b>	<b>820,319</b>

FUND NUMBER  
DEPARTMENT NAME  
DEPARTMENT NUMBER  
DIVISION NUMBER

553 BRIDGE SYSTEM  
TRANSPORTATION  
40 BRIDGE SYSTEM  
15 COLOMBIA BRIDGE

PERFORMANCE MEASURES

	ACTUAL 09-10	ACTUAL 10-11	ESTIMATED 11-12	PROPOSED 12-13
<b>Workload Measures</b>				
<b>Inputs</b>				
Number of full-time equivalent employees (FTE) - collector	9	9	10	10
Number of full-time equivalent employees (FTE) - cashier	3	3	3	3
<b>Outputs</b>				
Number of non-commercial vehicles processed	82,516	74,055	66,969	66,969
Number of commercial vehicles processed	263,289	266,007	284,394	290,082
Number of swipe cards sold	22,009	9,547	134	125
Number of overweight/oversize permits sold	1,835	2,175	3,181	3,200
<b>Efficiency Measures</b>				
Number of non-commercial vehicles processed per FTE-collector	9,168	8,228	6,697	6,697
Number of commercial vehicles processed per FTE-collector	29,254	29,556	28,439	29,008
Number of swipe cards sold per FTE-cashier	7,336	3,182	45	42
Number of overweight/oversize permits sold per FTE - cashier	612	725	1,060	1,067
<b>Effectiveness Measures</b>				
Total toll receipts	2,039,056	1,710,435	2,033,933	2,140,583
<b>Bridge III</b>				
Operational cost per non-commercial axle	2.60	2.55	2.28	2.36
Operational cost per commercial axle	1.18	1.15	1.18	1.19

FUND NUMBER	553 BRIDGE SYSTEM
DEPARTMENT NAME	TRANSPORTATION
DEPARTMENT NUMBER	40 BRIDGE SYSTEM
DIVISION NUMBER	61 FOURTH BRIDGE

**MISSION**

To continue to serve as the most expedient, convenient and safe crossing points for all citizens and tourists of both U.S and Mexico, as well as facilitate the crossing of all freight and import-export trade that utilizes the Port of Laredo

**OBJECTIVES & PLANNED ACCOMPLISHMENTS**

- Ensure services rendered improve our position as the largest inland port in the U.S.
- Provide professional and courteous customer service.
- Ensure the expeditious and safe movement of both vehicular and pedestrian traffic over the Bridge.

**EXPENDITURES**

	ACTUAL 09-10	ACTUAL 10-11	AMENDED 11-12	ESTIMATED 11-12	PROPOSED 12-13
Personnel Services	1,863,317	2,087,607	2,211,111	2,036,670	2,349,889
Materials & Supplies	170,204	109,432	174,647	146,422	139,681
Contractual Services	512,268	635,823	846,911	718,233	593,389
Capital Outlay	-	38,700	76,000	42,682	-
<b>Total</b>	2,545,789	2,871,562	3,308,669	2,944,007	3,082,959

**PERSONNEL POSITION LISTING**

DEPT	DIV	AUTH #	POSITION NO.	GRADE	POSITION TITLE	12-13 PROPOSED ANNUAL RATE
40	61	33	81966	R24	BUILDING MAINTENANCE WORKER	25,064
40	61	64	81966	R24	BUILDING MAINTENANCE WORKER	19,843
40	61	26	41966	R26	BRIDGE OFFICER/TRAFFIC	20,987
40	61	27	41966	R26	BRIDGE OFFICER/TRAFFIC	20,592
40	61	28	41966	R26	BRIDGE OFFICER/TRAFFIC	19,864
40	61	31	41966	R26	BRIDGE OFFICER/TRAFFIC	21,799
40	61	32	41966	R26	BRIDGE OFFICER/TRAFFIC	26,957
40	61	33	41966	R26	BRIDGE OFFICER/TRAFFIC	22,464
40	61	34	41966	R26	BRIDGE OFFICER/TRAFFIC	21,799
40	61	35	41966	R26	BRIDGE OFFICER/TRAFFIC	24,419
40	61	36	41966	R26	BRIDGE OFFICER/TRAFFIC	20,987

FUND NUMBER  
DEPARTMENT NAME  
DEPARTMENT NUMBER  
DIVISION NUMBER

553 BRIDGE SYSTEM  
TRANSPORTATION  
40 BRIDGE SYSTEM  
61 FOURTH BRIDGE

PERSONNEL POSITION LISTING - CONTINUED

DEPT	DIV	AUTH #	POSITION NO.	GRADE	POSITION TITLE	12-13 PROPOSED ANNUAL RATE
40	61	65	40167	R27	BRIDGE OFFICER/COLLECTOR	27,789
40	61	66	40167	R27	BRIDGE OFFICER/COLLECTOR	21,070
40	61	67	40167	R27	BRIDGE OFFICER/COLLECTOR	24,711
40	61	68	40167	R27	BRIDGE OFFICER/COLLECTOR	28,871
40	61	69	40167	R27	BRIDGE OFFICER/COLLECTOR	21,070
40	61	70	40167	R27	BRIDGE OFFICER/COLLECTOR	21,070
40	61	71	40167	R27	BRIDGE OFFICER/COLLECTOR	21,819
40	61	72	40167	R27	BRIDGE OFFICER/COLLECTOR	28,621
40	61	73	40167	R27	BRIDGE OFFICER/COLLECTOR	21,819
40	61	74	40167	R27	BRIDGE OFFICER/COLLECTOR	27,227
40	61	75	40167	R27	BRIDGE OFFICER/COLLECTOR	26,520
40	61	76	40167	R27	BRIDGE OFFICER/COLLECTOR	25,231
40	61	77	40167	R27	BRIDGE OFFICER/COLLECTOR	21,819
40	61	78	40167	R27	BRIDGE OFFICER/COLLECTOR	21,819
40	61	79	40167	R27	BRIDGE OFFICER/COLLECTOR	23,567
40	61	80	40167	R27	BRIDGE OFFICER/COLLECTOR	27,040
40	61	81	40167	R27	BRIDGE OFFICER/COLLECTOR	29,203
40	61	82	40167	R27	BRIDGE OFFICER/COLLECTOR	27,352
40	61	83	40167	R27	BRIDGE OFFICER/COLLECTOR	24,482
40	61	85	40167	R27	BRIDGE OFFICER/COLLECTOR	25,688
40	61	86	40167	R27	BRIDGE OFFICER/COLLECTOR	27,435
40	61	19	40166	R28	BRIDGE CASHIER/TELLER	24,315
40	61	21	40166	R28	BRIDGE CASHIER/TELLER	31,200
40	61	22	40166	R28	BRIDGE CASHIER/TELLER	24,315
40	61	23	40166	R28	BRIDGE CASHIER/TELLER	30,306
40	61	24	40166	R28	BRIDGE CASHIER/TELLER	27,477
40	61	25	40166	R28	BRIDGE CASHIER/TELLER	28,371
40	61	26	40166	R28	BRIDGE CASHIER/TELLER	29,432
40	61	26	40166	R28	BRIDGE CASHIER/TELLER	29,495
40	61	27	40166	R28	BRIDGE CASHIER/TELLER	31,491
40	61	28	40166	R28	BRIDGE CASHIER/TELLER	29,474
40	61	31	40166	R28	BRIDGE CASHIER/TELLER	25,667
40	61	32	40166	R28	BRIDGE CASHIER/TELLER	31,283

FUND NUMBER  
DEPARTMENT NAME  
DEPARTMENT NUMBER  
DIVISION NUMBER

553 BRIDGE SYSTEM  
TRANSPORTATION  
40 BRIDGE SYSTEM  
61 FOURTH BRIDGE

PERSONNEL POSITION LISTING - CONTINUED

DEPT	DIV	AUTH #	POSITION NO.	GRADE	POSITION TITLE	12-13 PROPOSED ANNUAL RATE
40	61	33	40166	R28	BRIDGE CASHIER/TELLER	30,888
40	61	20	20011	R28	CLERK IV	23,587
40	61	19	20018	R29	ADMINISTRATIVE SECRETARY	33,592
40	61	18	40071	R32	BRIDGE SHIFT SUPERVISOR	30,285
40	61	19	40071	R32	BRIDGE SHIFT SUPERVISOR	38,584
40	61	20	40071	R32	BRIDGE SHIFT SUPERVISOR	39,312
40	61	21	40071	R32	BRIDGE SHIFT SUPERVISOR	38,522
40	61	1	35018	R33	BRIDGE FINANCIAL ANALYST (25%)	8,310
40	61	2	41968	R36	TOLL EQUIPMENT TECHNICIAN	55,099
40	61	29	15038	R39	BRIDGE NETWORK ANALYST	49,940
40	61	2	11462	R39	BRIDGE OPERATION SUPERINTEN'T (50%)	34,257
40	61	1	11463	R40	BRIDGE CASHIER SUPERINTENDENT (25%)	15,423
40	61	2	16007	R41	ASSISTANT BRIDGE MANAGER (25%)	19,437
40	61	1	16006	R44	BRIDGE MANAGER (25%)	25,995
<b>TOTAL COUNT</b>			<b>58</b>		<b>TOTAL SALARIES</b>	<b>1,555,062</b>



FUND NUMBER  
DEPARTMENT NAME  
DEPARTMENT NUMBER  
DIVISION NUMBER

553 BRIDGE SYSTEM  
TRANSPORTATION  
40 BRIDGE SYSTEM  
61 FOURTH BRIDGE

PERFORMANCE MEASURES

	ACTUAL 09-10	ACTUAL 10-11	ESTIMATED 11-12	PROPOSED 12-13
<b>Workload Measures</b>				
<i>Inputs</i>				
Number of full-time equivalent employees (FTE) - collector	10	10	10	10
Number of full-time equivalent employees (FTE) - cashier	11	11	9	9
<i>Outputs</i>				
Number of commercial vehicles processed	1,271,131	1,418,597	1,442,470	1,471,319
Number of swipe cards sold	102,611	63,083	922	900
Number of accounts opened	92	1,245	420	450
Number of A.V.I. tags issued	820	3,723	2,845	3,000
<b>Efficiency Measures</b>				
Number of commercial vehicles processed per FTE-collector	127,113	141,860	144,247	147,132
Number of swipe cards sold per FTE-cashier	9,328	5,735	102	100
Number of AVI accounts opened per FTE-cashier	8	113	47	50
Number of AVI tags issued per FTE-cashier	74	338	316	333
<b>Effectiveness Measures</b>				
Total toll receipts	24,049,283	25,735,955	26,183,572	26,724,490
<b>Bridge IV</b>				
Operational cost per commercial axle	.53	.48	.48	.45

**CITY OF LAREDO, TEXAS  
BRIDGE SYSTEM  
CONSTRUCTION FUND  
FY 2012 - 2013**

	<u>ACTUAL FY 09-10</u>	<u>ACTUAL FY 10-11</u>	<u>ORIGINAL BUDGET FY 11-12</u>	<u>AMENDED BUDGET FY 11-12</u>	<u>TOTAL ESTIMATE FY 11-12</u>	<u>PROPOSED BUDGET FY 12-13</u>
<b>OPENING BALANCE</b>	<b>\$987,472</b>	<b>\$800,442</b>	<b>\$482,604</b>	<b>\$1,148,088</b>	<b>\$1,148,088</b>	<b>\$500,000</b>
<b>REVENUES</b>						
<b>BRIDGE CONSTR.PROJECTS</b>						
Rents, Royalties and Interest	6,505	3,546	2,592	2,592	4,170	4,248
Reimburse and Miscellaneous	86,819	0	0	0	0	0
Other Financing Sources	0	500,000	0	0	250,000	0
<b>TOTAL BRIDGE CONSTR.PROJECTS</b>	<b>93,324</b>	<b>503,546</b>	<b>2,592</b>	<b>2,592</b>	<b>254,170</b>	<b>4,248</b>
<b>TOTAL REVENUES</b>	<b>93,324</b>	<b>503,546</b>	<b>2,592</b>	<b>2,592</b>	<b>254,170</b>	<b>4,248</b>
<b>TOTAL AVAILABLE</b>	<b>1,080,796</b>	<b>1,303,989</b>	<b>485,196</b>	<b>1,150,680</b>	<b>1,402,258</b>	<b>504,248</b>
<b>EXPENDITURES</b>						
<b>BRIDGE CONSTR.PROJECTS</b>						
Materials and Supplies	0	42,770	0	100,000	100,000	0
Contractual Services	14,754	31,024	2,592	53,152	54,732	4,248
Capital Outlay	226,349	82,108	0	897,526	647,526	0
Intergovernmental Transfers	0	0	0	100,000	100,000	0
Projects	39,250	0	0	0	0	500,000
<b>TOTAL BRIDGE CONSTR.PROJECTS</b>	<b>280,353</b>	<b>155,901</b>	<b>2,592</b>	<b>1,150,678</b>	<b>902,258</b>	<b>504,248</b>
<b>TOTAL EXPENDITURES</b>	<b>280,353</b>	<b>155,901</b>	<b>2,592</b>	<b>1,150,678</b>	<b>902,258</b>	<b>504,248</b>
<b>CLOSING BALANCE</b>	<b>\$800,442</b>	<b>\$1,148,088</b>	<b>\$482,604</b>	<b>\$2</b>	<b>\$500,000</b>	<b>\$0</b>

**CITY OF LAREDO, TEXAS  
BRIDGE SYSTEM  
DEBT SERVICE FUND  
FY 2012 - 2013**

	<u>ACTUAL FY 09-10</u>	<u>ACTUAL FY 10-11</u>	<u>ORIGINAL BUDGET FY 11-12</u>	<u>AMENDED BUDGET FY 11-12</u>	<u>TOTAL ESTIMATE FY 11-12</u>	<u>PROPOSED BUDGET FY 12-13</u>
<b>OPENING BALANCE</b>	\$5,086,502	\$4,947,656	\$4,792,394	\$4,792,395	\$4,792,395	\$4,588,748
<b>REVENUES</b>						
<b>BRIDGE DEBT SERVICE</b>						
Rents, Royalties and Interest	2,020,805	1,974,829	1,864,571	1,916,758	1,902,561	895,453
Reimburse and Miscellaneous	12	0	0	0	0	0
Other Financing Sources	6,629,350	6,655,815	6,729,494	14,369,494	14,353,919	7,636,194
<b>TOTAL BRIDGE DEBT SERVICE</b>	<b>8,650,167</b>	<b>8,630,644</b>	<b>8,594,065</b>	<b>16,286,252</b>	<b>16,256,480</b>	<b>8,531,647</b>
<b>TOTAL REVENUES</b>	<b>8,650,167</b>	<b>8,630,644</b>	<b>8,594,065</b>	<b>16,286,252</b>	<b>16,256,480</b>	<b>8,531,647</b>
<b>TOTAL AVAILABLE</b>	<b>13,736,669</b>	<b>13,578,300</b>	<b>13,386,459</b>	<b>21,078,647</b>	<b>21,048,875</b>	<b>13,120,395</b>
<b>EXPENDITURES</b>						
<b>BRIDGE DEBT SERVICE</b>						
Other Charges	0	0	0	16,659	16,659	0
Debt Service	8,789,013	8,785,906	8,767,841	16,443,369	16,443,468	8,727,660
<b>TOTAL BRIDGE DEBT SERVICE</b>	<b>8,789,013</b>	<b>8,785,906</b>	<b>8,767,841</b>	<b>16,460,028</b>	<b>16,460,127</b>	<b>8,727,660</b>
<b>TOTAL EXPENDITURES</b>	<b>8,789,013</b>	<b>8,785,906</b>	<b>8,767,841</b>	<b>16,460,028</b>	<b>16,460,127</b>	<b>8,727,660</b>
<b>CLOSING BALANCE</b>	<b>\$4,947,656</b>	<b>\$4,792,395</b>	<b>\$4,618,618</b>	<b>\$4,618,619</b>	<b>\$4,588,748</b>	<b>\$4,392,735</b>

**CITY OF LAREDO, TEXAS  
BRIDGE SYSTEM  
EL PORTAL FUND  
FY 2012 - 2013**

	<u>ORIGINAL BUDGET FY 11-12</u>	<u>AMENDED BUDGET FY 11-12</u>	<u>ACTUAL FY 10-11</u>	<u>TOTAL ESTIMATE FY 11-12</u>	<u>PROPOSED BUDGET FY 12-13</u>	<u>TOTAL PROJECT BUDGET FY 12-13</u>
<b>OPENING BALANCE</b>	\$0	\$0	\$0	\$998,850	\$0	\$0
<b>REVENUES</b>						
<b>REVENUE BOND SERIES 2002</b>						
Rents, Royalties and Interest	1,184,695	1,184,695	1,184,566	59	0	1,184,625
Other Financing Sources	15,605,000	15,605,000	15,605,000	0	0	15,605,000
<b>TOTAL REVENUE BOND SERIES 2002</b>	<b>16,789,695</b>	<b>16,789,695</b>	<b>16,789,566</b>	<b>59</b>	<b>0</b>	<b>16,789,625</b>
<b>REVENUE BOND SERIES 2004</b>						
Rents, Royalties and Interest	253,430	253,430	253,429	0	0	253,429
Other Financing Sources	9,435,000	9,435,000	9,435,000	0	0	9,435,000
<b>TOTAL REVENUE BOND SERIES 2004</b>	<b>9,688,430</b>	<b>9,688,430</b>	<b>9,688,429</b>	<b>0</b>	<b>0</b>	<b>9,688,429</b>
<b>REVENUE BOND SERIES 2005A</b>						
Rents, Royalties and Interest	2,234,795	2,234,795	2,230,897	624	362	2,231,883
Reimburse and Miscellaneous	25,709	25,709	25,709	1,540	0	27,249
Other Financing Sources	12,405,000	12,405,000	12,405,000	0	0	12,405,000
<b>TOTAL REVENUE BOND SERIES 2005A</b>	<b>14,665,504</b>	<b>14,665,504</b>	<b>14,661,606</b>	<b>2,164</b>	<b>362</b>	<b>14,664,132</b>
<b>TOTAL REVENUES</b>	<b>41,143,629</b>	<b>41,143,629</b>	<b>41,139,601</b>	<b>2,223</b>	<b>362</b>	<b>41,142,186</b>
<b>TOTAL AVAILABLE</b>	<b>41,143,629</b>	<b>41,143,629</b>	<b>41,139,601</b>	<b>1,001,073</b>	<b>362</b>	<b>41,142,186</b>
<b>EXPENDITURES</b>						
<b>REVENUE BOND SERIES 2002</b>						
Contractual Services	953,075	953,075	929,043	0	0	929,043
Other Charges	99,307	99,307	0	0	0	0
Capital Outlay	14,515,329	14,515,329	14,515,328	1	0	14,515,329
Debt Service	314,609	314,609	314,608	0	0	314,608
Intergovernmental Transfers	907,375	907,375	907,375	123,270	0	1,030,645
<b>TOTAL REVENUE BOND SERIES 2002</b>	<b>16,789,695</b>	<b>16,789,695</b>	<b>16,666,355</b>	<b>123,270</b>	<b>0</b>	<b>16,789,625</b>

**CITY OF LAREDO, TEXAS  
BRIDGE SYSTEM  
EL PORTAL FUND  
FY 2012 - 2013**

	<u>ORIGINAL BUDGET FY 11-12</u>	<u>AMENDED BUDGET FY 11-12</u>	<u>ACTUAL FY 10-11</u>	<u>TOTAL ESTIMATE FY 11-12</u>	<u>PROPOSED BUDGET FY 12-13</u>	<u>TOTAL PROJECT BUDGET FY 12-13</u>
<b>REVENUE BOND SERIES 2004</b>						
Contractual Services	4,513	4,513	4,513	0	0	4,513
Capital Outlay	5,461,437	5,461,437	5,461,437	0	0	5,461,437
Debt Service	264,494	264,494	264,494	0	0	264,494
Intergovernmental Transfers	3,957,986	3,957,986	3,957,986	0	0	3,957,986
<b>TOTAL REVENUE BOND SERIES 2004</b>	<b>9,688,430</b>	<b>9,688,430</b>	<b>9,688,429</b>	<b>1</b>	<b>0</b>	<b>9,688,430</b>
<b>REVENUE BOND SERIES 2005A</b>						
Materials and Supplies	15,587	15,587	15,587	0	0	15,587
Contractual Services	831,541	831,541	831,539	2	0	831,541
Other Charges	248,212	183,406	0	181,671	362	182,033
Capital Outlay	12,359,697	12,424,503	11,728,373	696,130	0	12,424,503
Debt Service	388,217	388,217	388,217	0	0	388,217
Intergovernmental Transfers	822,250	822,250	822,250	0	0	822,250
<b>TOTAL REVENUE BOND SERIES 2005A</b>	<b>14,665,504</b>	<b>14,665,504</b>	<b>13,785,966</b>	<b>877,803</b>	<b>362</b>	<b>14,664,131</b>
<b>TOTAL EXPENDITURES</b>	<b>41,143,629</b>	<b>41,143,629</b>	<b>40,140,751</b>	<b>1,001,073</b>	<b>362</b>	<b>41,142,186</b>
<b>CLOSING BALANCE</b>	<b>\$0</b>	<b>\$0</b>	<b>\$998,850</b>	<b>\$0</b>	<b>\$0</b>	<b>\$0</b>

**CITY OF LAREDO, TEXAS  
BRIDGE SYSTEM  
2008 C.O.BOND  
FY 2012 - 2013**

	<u>ORIGINAL BUDGET FY 11-12</u>	<u>AMENDED BUDGET FY 11-12</u>	<u>ACTUAL FY 10-11</u>	<u>TOTAL ESTIMATE FY 11-12</u>	<u>PROPOSED BUDGET FY 12-13</u>	<u>TOTAL PROJECT BUDGET FY 12-13</u>
<b>OPENING BALANCE</b>	<b>\$0</b>	<b>\$0</b>	<b>\$0</b>	<b>\$3,268,291</b>	<b>\$0</b>	<b>\$0</b>
<b>REVENUES</b>						
<b>2008 REVENUE BOND</b>						
Rents, Royalties and Interest	78,596	78,596	75,426	2,387	1,383	79,196
Reimburse and Miscellaneous	915,509	915,509	915,509	0	0	915,509
Other Financing Sources	3,070,000	3,070,000	3,070,000	0	0	3,070,000
<b>TOTAL 2008 REVENUE BOND</b>	<b>4,064,105</b>	<b>4,064,105</b>	<b>4,060,935</b>	<b>2,387</b>	<b>1,383</b>	<b>4,064,705</b>
<b>TOTAL REVENUES</b>	<b>4,064,105</b>	<b>4,064,105</b>	<b>4,060,935</b>	<b>2,387</b>	<b>1,383</b>	<b>4,064,705</b>
<b>TOTAL AVAILABLE</b>	<b>4,064,105</b>	<b>4,064,105</b>	<b>4,060,935</b>	<b>3,270,678</b>	<b>1,383</b>	<b>4,064,705</b>
<b>EXPENDITURES</b>						
<b>2008 REVENUE BOND</b>						
Other Charges	994,105	861,568	0	860,785	1,383	862,168
Capital Outlay	3,000,000	3,000,000	722,644	2,277,356	0	3,000,000
Debt Service	70,000	70,000	70,000	0	0	70,000
Intergovernmental Transfers	0	132,537	0	132,537	0	132,537
<b>TOTAL 2008 REVENUE BOND</b>	<b>4,064,105</b>	<b>4,064,105</b>	<b>792,644</b>	<b>3,270,678</b>	<b>1,383</b>	<b>4,064,705</b>
<b>TOTAL EXPENDITURES</b>	<b>4,064,105</b>	<b>4,064,105</b>	<b>792,644</b>	<b>3,270,678</b>	<b>1,383</b>	<b>4,064,705</b>
<b>CLOSING BALANCE</b>	<b>\$0</b>	<b>\$0</b>	<b>\$3,268,291</b>	<b>\$0</b>	<b>\$0</b>	<b>\$0</b>

**CITY OF LAREDO, TEXAS**  
**GENERAL FUND SUMMARY**  
**EXPENDITURES**  
**FY 2012-2013**

EXPENDITURES	ACTUAL FY 09-10	ACTUAL FY 10-11	ORIGINAL BUDGET FY 11-12	AMENDED BUDGET FY 11-12	TOTAL ESTIMATE FY 11-12	PROPOSED BUDGET FY 12-13
<b>Traffic</b>						
Administration						
Personnel Services	333,265	343,103	344,727	344,727	341,297	361,750
Materials and Supplies	27,031	42,161	29,836	46,158	34,161	25,713
Contractual Services	94,315	109,397	89,886	109,322	112,341	107,126
Capital Outlay	-	5,070	-	16,000	16,000	-
Subtotal Administration	454,611	499,731	464,449	516,207	503,799	494,589
Engineering						
Personnel Services	307,011	288,508	317,670	317,670	324,996	454,262
Materials and Supplies	4,909	9,331	6,779	7,019	3,114	3,520
Contractual Services	20,445	13,978	16,065	16,065	12,042	15,169
Subtotal Engineering	332,365	311,817	340,514	340,754	340,152	472,951
Signals						
Personnel Services	352,325	355,665	347,465	347,465	317,039	297,738
Materials and Supplies	222,725	191,396	207,107	202,157	194,573	205,723
Contractual Services	258,783	287,791	301,707	301,707	298,602	300,754
Capital Outlay	1,840	151	-	-	-	-
Subtotal Signals	835,673	835,003	856,279	851,329	810,214	804,215
Signs						
Personnel Services	201,991	240,263	263,376	263,376	209,285	254,801
Materials and Supplies	110,833	116,062	121,964	110,156	109,466	124,042
Contractual Services	24,323	18,904	23,396	23,396	23,464	21,334
Capital Outlay	4,381	302	-	-	-	-
Subtotal Signs	341,528	375,531	408,736	396,928	342,215	400,177
Markings						
Personnel Services	151,244	212,673	205,708	205,708	203,124	213,696
Materials and Supplies	91,989	110,510	157,272	151,192	125,422	151,573
Contractual Services	26,931	20,494	17,709	17,709	17,701	27,729
Capital Outlay	6,960	302	-	-	-	-
Subtotal Markings	277,124	343,979	380,689	374,609	346,247	392,998
Street Lights						
Materials and Supplies	36,444	23,195	36,444	27,344	25,000	36,444
Contractual Services	1,993,062	2,154,188	2,221,078	2,205,078	2,219,000	2,221,078
Subtotal Street Lights	2,029,506	2,177,383	2,257,522	2,232,422	2,244,000	2,257,522
Total Traffic	4,270,807	4,543,444	4,708,189	4,712,249	4,586,627	4,822,452

**City of Laredo, Texas  
Traffic Department  
Major Fund Changes  
FY2012 - 2013**

**EXPENDITURES**

Personnel (due to new employees hired at above entry level rates, reclassifications, changes to benefits, etc.)	\$ 103,301
Motor fuel	(12,387)
Vehicle Maintenance	9,493
Inet Charges	4,565
800 MHz	44
Annual Contract for Cartegraph and ESRI GIS Software	2,084
Building Rental	<u>7,163</u>
<b>Total Net Change from FY2012 to FY2013</b>	<b><u><u>\$ 114,263</u></u></b>



**CITY OF LAREDO  
DEPARTMENT REQUESTS  
TRANSPORTATION - TRAFFIC  
FY 2012-2013**

**CAPITAL OUTLAY REQUESTS**

<b>Division</b>	<b>Description</b>	<b>Amount</b>	<b>Approved Yes/ No</b>
Administration	<b>Automotive</b> One truck for warehouse supervisor	\$ 25,000	Yes
Engineering	<b>Automotive</b> Replace 1998 F150 truck used by engineer technician	25,000	Yes
Signals	<b>Automotive</b> Replace 1998 F250 truck for signal supervisor w/ 120K mi.	25,000	Yes
	<b>Total</b>	<b>\$ 75,000</b>	

FUND NUMBER/NAME	101 GENERAL FUND
DEPARTMENT NAME	TRANSPORTATION
DEPARTMENT NUMBER	26 TRAFFIC
DIVISION NUMBER	10 ADMINISTRATION

**MISSION**

To provide administrative support to the Traffic Safety Division in order to effectively provide safe and efficient movement of vehicular and pedestrian traffic.

**OBJECTIVES & PLANNED ACCOMPLISHMENTS**

- To improve at providing administrative support to the Traffic Safety Division.
- To continue improving the use of the automated work order system acquired in 2006 by reducing the amount of manpower required for data entry and to periodically monitor data to enhance production of work order reports by September 30<sup>th</sup>.
- To maximize the use of the inventory system acquired in 2006 and enhance data entry in order to keep track of inventory more accurately by September 30<sup>th</sup>.

**EXPENDITURES**

	ACTUAL 09-10	ACTUAL 10-11	AMENDED 11-12	ESTIMATED 11-12	PROPOSED 12-13
Personnel Services	333,267	343,103	344,727	341,297	361,750
Materials & Supplies	27,032	42,161	46,158	34,161	25,713
Contractual Services	94,315	109,395	109,322	112,341	107,126
Capital Outlay		5,071	16,000	16,000	
<b>Total</b>	454,614	499,730	516,207	503,799	494,589

**PERSONNEL POSITION LISTING**

DEPT	DIV	AUTH #	POSITION NO.	GRADE	POSITION TITLE	12-13 PROPOSED ANNUAL RATE
26	10	44	80288	R23	CUSTODIAN	19,718
26	10	19	20011	R28	CLERK IV	30,846
26	10	43	20018	R29	ADMINISTRATIVE SECRETARY	37,419
26	10	8	72202	R29	WAREHOUSE SUPERVISOR	31,283
26	10	1	15021	R40	TRAFFIC OPERATIONS MANAGER	62,940
26	10	1	16008	R43	TRAFFIC MANAGER (50%)	70,595
<b>TOTAL COUNT</b>			<b>6</b>		<b>TOTAL SALARIES</b>	<b>252,802</b>

FUND NUMBER/NAME	101 GENERAL FUND
DEPARTMENT NAME	TRANSPORTATION
DEPARTMENT NUMBER	26 TRAFFIC
DIVISION NUMBER	11 ENGINEERING

**MISSION**

To identify and/or address traffic safety related issues within the City of Laredo by analyzing situations, recommending solutions, and designing plans for implementation aimed at minimizing the potential for traffic and pedestrian related accidents.

**OBJECTIVES & PLANNED ACCOMPLISHMENTS**

- Implement traffic signs, traffic signals, and pavement marking improvements throughout the City to minimize accident potential.
- Reduce intersection delays at signalized intersections through implementation of improved signal timing.
- Complete construction of the Intelligent Transportation System (ITS) improvement project by September of 2012.

**EXPENDITURES**

	ACTUAL 09-10	ACTUAL 10-11	AMENDED 11-12	ESTIMATED 11-12	PROPOSED 12-13
Personnel Services	307,011	288,508	317,670	324,996	454,262
Materials & Supplies	4,908	9,331	7,019	3,114	3,520
Contractual Services	20,445	13,977	16,065	12,042	15,169
<b>Total</b>	332,364	311,816	340,754	340,152	472,951

**PERSONNEL POSITION LISTING**

DEPT	DIV	AUTH #	POSITION NO.	GRADE	POSITION TITLE	12-13 PROPOSED ANNUAL RATE
26	11	17	40454	R32	CONSTRUCTION INSPECTOR	28,704
26	11	12	41888	R32	ENGINEERING ASSISTANT	40,518
26	11	6	40465	R36	ENGINEERING TECHNICIAN	47,008
26	11	1	40465	R36	ENGINEERING TECHNICIAN II	37,981
26	11	2	40465	R36	ENGINEERING TECHNICIAN II	60,049
26	11	2	35024	R40	ENGINEERING ASSOCIATE II (75%)	53,336
26	11	3	35024	R40	ENGINEERING ASSOCIATE II (75%)	44,335
<b>TOTAL COUNT</b>			<b>7</b>		<b>TOTAL SALARIES</b>	<b>311,930</b>

FUND NUMBER/NAME  
DEPARTMENT NAME  
DEPARTMENT NUMBER  
DIVISION NUMBER

101 GENERAL FUND  
TRANSPORTATION  
26 TRAFFIC  
11 ENGINEERING

PERFORMANCE MEASURES

	ACTUAL 09-10	ACTUAL 10-11	ESTIMATED 11-12	PROPOSED 12-13
<b>Workload Measures</b>				
<i>Inputs</i>				
Number of full time equivalent (FTE)-signal timing & synchronization	.35	0.36	0.38	0.38
Number of full time equivalent (FTE)-drafting, design, utility coordination & work orders	.80	0.56	0.79	0.79
Number of full time equivalent (FTE)- speed hump requests	.24	0.25	0.39	0.39
Number of full time equivalent (FTE)-subdivision plan review/comment	.33	0.20	0.21	0.21
Number of full time equivalent (FTE)-traffic studies	.55	0.57	0.88	0.88
Number of full time equivalent (FTE)-subdivision inspection	.83	0.20	0.16	0.16
Number of full time equivalent (FTE)- traffic safety support work	1.28	0.73	1.20	1.20
Number of full time equivalent (FTE)-traffic signal network/tmc	.33	0.36	0.61	0.61
<i>Outputs</i>				
Number of traffic signals	236	239	240	242
Number of signals timed or synchronized	50	45	52	60
Number of designs prepared	135	138	140	140
Number of work orders issued	85	75	85	85
Number of speed hump requests evaluated	15	26	15	20
Number of subdivision plans reviewed	120	44	80	50
Number or traffic studies conducted (in-house)	20	22	21	20
Number of subdivision final inspection	25	5	15	20
Number of subdivisions approval requests	120	36	80	50
<b>Efficiency Measures</b>				
Number of signals synchronized per FTE	143	124	138	159
Number of designs prepared and work orders issued per FTE	169	245	178	178
Number of speed hump requests evaluated/ FTE	62	105	39	52
Number of subdivisions plans reviewed/ FTE	366	220	372	233
Number of traffic studies conducted/FTE	36	39	24	23
Number of subdivisions inspected/ FTE	30	25	91	122
<b>Effectiveness Measures</b>				
% of signals timed or synchronized	21%	19%	22%	25%

FUND NUMBER/NAME	101 GENERAL FUND
DEPARTMENT NAME	TRANSPORTATION
DEPARTMENT NUMBER	26 TRAFFIC
DIVISION NUMBER	13 SIGNALS

**MISSION**

Provide safe and efficient pedestrian and vehicular traffic movement to the public and minimize risk of liability to the City.

**OBJECTIVES & PLANNED ACCOMPLISHMENTS**

- Maintain traffic signal and other warning flashing beacon equipment in good operating condition at all times.
- Provide proper training to Staff to reduce traffic signal and flashing equipment repair times.
- To maintain an on-going preventive maintenance program by performing at least one (1) preventive and one (1) routine maintenance field visit for each traffic signal and each flashing beacon within the City of Laredo by September 30<sup>th</sup>.
- To reduce the number of emergency maintenance calls by September 30<sup>th</sup>.

**EXPENDITURES**

	ACTUAL 09-10	ACTUAL 10-11	AMENDED 11-12	ESTIMATED 11-12	PROPOSED 12-13
Personnel Services	352,326	355,665	347,465	317,039	339,097
Materials & Supplies	222,724	191,396	202,157	194,573	205,723
Contractual Services	258,783	287,790	301,707	298,602	300,754
Capital Outlay	1,840	151	-	-	-
<b>Total</b>	835,673	835,002	851,329	810,214	845,574

**PERSONNEL POSITION LISTING**

DEPT	DIV	AUTH #	POSITION NO.	GRADE	POSITION TITLE	12-13 PROPOSED ANNUAL RATE
26	13	1	40022	R29	TRAFFIC CONTROL-SIGNAL TECH. I	33,176
26	13	2	40022	R29	TRAFFIC CONTROL-SIGNAL TECH. I	27,830
26	13	4	40022	R29	TRAFFIC CONTROL-SIGNAL TECH. I	27,269
26	13	20	40022	R29	TRAFFIC CONTROL-SIGNAL TECH. I	24,856
26	13	21	40022	R29	TRAFFIC CONTROL-SIGNAL TECH. I	23,192
26	13	2	70006	R33	TRAFFIC CTRL-SIGNAL TECH III	54,642
26	13	1	71968	R34	TRAFFIC SIGNAL SUPERVISOR (34%)	18,047
<b>TOTAL COUNT</b>			<b>7</b>		<b>TOTAL SALARIES</b>	<b>209,012</b>

FUND NUMBER/NAME	101 GENERAL FUND
DEPARTMENT NAME	TRANSPORTATION
DEPARTMENT NUMBER	26 TRAFFIC
DIVISION NUMBER	13 SIGNALS

PERFORMANCE MEASURES

	ACTUAL 09-10	ACTUAL 10-11	ESTIMATED 11-12	PROPOSED 12-13
<b>Workload Measures</b>				
<b>Inputs</b>				
Number of full-time equivalent employees (FTE) Emergency traffic signal and flashing beacon repairs	.40	.40	.40	.40
Number of full-time equivalent employees (FTE) Traffic Signal and Flashing Beacon Preventive Maintenance Orders	2.85	4.1	4.1	4.1
Number of Traffic Signals and Flashing Beacons	422	423	424	427
Number of LED Bulbs	4,978	5,463	5,505	5,551
Number of Incandescent Bulbs	4,970	4,668	4,626	4,580
Number of Traffic Signals/Flashing Beacon Preventive Maintenance Orders Recommended Annually	984	976	978	985
Number of Traffic Signals/Flashing Beacon Emergency Work Orders	990	857	807	885
Number of Traffic Signal/Flashing Beacon Maintenance Work Orders	797	998	957	917
Total Cost of All Emergency Traffic Signal/Flashing Beacon Repairs	\$114,381	\$68,083	\$75,388	\$85,951
Total Cost of Maintenance for all Traffic Signals Beacon Repairs	\$266,736	\$161,760	\$104,827	\$177,774
<b>Outputs</b>				
Number of LED bulbs replaced (Emergency Repairs Only)	117	121	106	115
Number of Incandescent bulbs replaced (Emergency repairs only)	131	123	33	96
Number of LED bulbs replaced (Maintenance Repairs Only)	793	602	361	585
Number of Incandescent bulbs replaced (Maintenance Repairs Only)	2,872	1,594	322	1,596

FUND NUMBER/NAME	101 GENERAL FUND
DEPARTMENT NAME	TRANSPORTATION
DEPARTMENT NUMBER	26 TRAFFIC
DIVISION NUMBER	13 SIGNALS

PERFORMANCE MEASURES – CONTINUED

<b>Efficiency Measures</b>				
Number of emergency Traffic Signals/Flashing Beacon Emergency work orders completed per FTE	2,475	2,143	2,018	2,212
Number of Traffic Signal/ Flashing Beacon Maintenance work orders completed per FTE	280	243	233	224
Cost per Incandescent Bulb Replaced Emergency				
Cost per Emergency Traffic Signal & Flashing Beacon Repair	\$116	\$79	\$93	\$97
Cost per Maintenance Traffic Signal & Flashing Beacon Repair	\$335	\$162	\$110	\$194
<b>Effectiveness Measures</b>				
% of Emergency Traffic Signal & Flashing Beacon Repairs	235%	203%	190%	207%
% of Maintenance traffic signals & flashing beacon work orders completed	81%	102%	98%	93%
% of incandescent bulbs replaced (Emergency)	3%	3%	1%	2%
% of LED bulbs repaired or replaced	16%	11%	7%	11%

FUND NUMBER/NAME	101 GENERAL FUND
DEPARTMENT NAME	TRANSPORTATION
DEPARTMENT NUMBER	26 TRAFFIC
DIVISION NUMBER	14 SIGNS

**MISSION**

To effectively maintain the City’s traffic control sign system in order to safely guide motorists and pedestrians using our roadways by minimizing accident potential and, therefore, the risk of liability to the City.

**OBJECTIVES & PLANNED ACCOMPLISHMENTS**

- Inspect and identify traffic sign obstruction and sign maintenance needs throughout the City.
- Improve the sign preventive maintenance program.
- Initiate a sign inventory process in order to accurately determine their maintenance needs by September 30<sup>th</sup>.

**EXPENDITURES**

	ACTUAL 09-10	ACTUAL 10-11	AMENDED 11-12	ESTIMATED 11-12	PROPOSED 12-13
Personnel Services	201,994	240,263	263,376	209,285	254,801
Materials & Supplies	110,834	116,062	110,156	109,466	124,042
Contractual Services	24,322	18,904	23,396	23,464	21,334
Other Charges	4,381	302	-	-	-
<b>Total</b>	341,531	375,531	396,928	342,215	400,177

**PERSONNEL POSITION LISTING**

DEPT	DIV	AUTH #	POSITION NO.	GRADE	POSITION TITLE	12-13 PROPOSED ANNUAL RATE
26	14	2	80008	R27	TRAFFIC CONTROL-SIGNS/MKGS I	24,045
26	14	4	80008	R27	TRAFFIC CONTROL-SIGNS/MKGS I	22,131
26	14	5	80008	R27	TRAFFIC CONTROL-SIGNS/MKGS I	21,070
26	14	6	80008	R27	TRAFFIC CONTROL-SIGNS/MKGS I	21,694
26	14	7	80008	R27	TRAFFIC CONTROL-SIGNS/MKGS I	22,131
26	14	1	40021	R31	TRAFFIC CONTROL SIGNS/MKG SUPV (50%)	20,613
26	14	1	71968	R37	TRAFFIC SIGNAL SUPERVISOR (33%)	17,517
<b>TOTAL COUNT</b>			<b>7</b>		<b>TOTAL SALARIES</b>	<b>149,201</b>



FUND NUMBER/NAME	101 GENERAL FUND
DEPARTMENT NAME	TRANSPORTATION
DEPARTMENT NUMBER	26 TRAFFIC
DIVISION NUMBER	14 SIGNS

PERFORMANCE MEASURES

	ACTUAL 09-10	ACTUAL 10-11	ESTIMATED 11-12	PROPOSED 12-13
<b>Workload Measures</b>				
<i>Inputs</i>				
Number of full-time equivalent employees (FTE) – emergency traffic sign repair	.25	.25	.34	.34
Number of full-time equivalent employees (FTE) – Traffic Sign Maintenance	3.5	3.5	3.5	3.5
Total cost of emergency sign repair	\$21,458	\$15,737	\$15,300	\$17,498
<i>Outputs</i>				
Number of emergency traffic sign repair work orders	611	428	468	502
Number of maintenance traffic signs work orders	2,088	1,820	1,344	1,751
<b>Efficiency Measures</b>				
Number of emergency traffic signs work orders per FTE	2,444	1,712	1,376	1,477
Number of maintenance traffic sign work orders per FTE (Preventive)	597	520	384	500
Cost per emergency traffic signs repair	\$35	\$37	\$33	\$35

FUND NUMBER/NAME	101 GENERAL FUND
DEPARTMENT NAME	TRANSPORTATION
DEPARTMENT NUMBER	26 TRAFFIC
DIVISION NUMBER	22 MARKINGS

**MISSION**

To provide the visual transportation of the roadway surface for drivers to be able to steer a vehicle safely in a variety of situations, as well as for pedestrians crossing the street, to reduce accident potential and the associated risk of liability to the City.

**OBJECTIVES & PLANNED ACCOMPLISHMENTS**

- To guide and regulate the movement of pedestrian and vehicular traffic in order to provide for orderly traffic flow.
- To effectively convey visual information needed by drivers in a clear and understandable manner.
- To adequately inform drivers of pedestrian and railroad crossing areas to minimize the risk of accidents.
- To implement a more aggressive preventive pavement marking maintenance schedule to improve visibility at all times by September 30<sup>th</sup>.

**EXPENDITURES**

	ACTUAL 09-10	ACTUAL 10-11	AMENDED 11-12	ESTIMATED 11-12	PROPOSED 12-13
Personnel Services	151,244	212,673	205,708	203,124	213,696
Materials & Supplies	91,988	110,510	151,192	125,422	151,573
Contractual Services	26,931	20,494	17,709	17,701	27,729
Capital Outlay	6,960	302	-	-	-
<b>Total</b>	277,123	343,979	374,609	346,247	392,998

**PERSONNEL POSITION LISTING**

DEPT	DIV	AUTH #	POSITION NO.	GRADE	POSITION TITLE	12-13 PROPOSED ANNUAL RATE
26	22	1	80008	R27	TRAFFIC CONTROL-SIGNS/MKGS I	23,026
26	22	3	80008	R27	TRAFFIC CONTROL-SIGNS/MKGS I	21,694
26	22	1	82205	R30	TRAFFIC CONTROL-SIGNS/MKGS II	26,728
26	22	2	82205	R30	TRAFFIC CONTROL-SIGNS/MKGS II	27,394
26	22	1	40021	R31	TRAFFIC CONTROL SIGNS/MKG SUPV (50%)	20,613
26	22	1	71968	R37	TRAFFIC SIGNAL SUPERVISOR (33%)	17,517
<b>TOTAL COUNT</b>			<b>6</b>		<b>TOTAL SALARIES</b>	<b>136,971</b>

FUND NUMBER/NAME	101 GENERAL FUND
DEPARTMENT NAME	TRANSPORTATION
DEPARTMENT NUMBER	26 TRAFFIC
DIVISION NUMBER	22 MARKINGS

PERFORMANCE MEASURES

	ACTUAL 09-10	ACTUAL 10-11	ESTIMATED 11-12	PROPOSED 12-13
<b>Workload Measures</b>				
<i>Inputs</i>				
Number of full-time equivalent employees (FTE) – linear feet striping	2	2	2	2
Number of full time equivalent employees (FTE) – crosswalk and railroad crossing striping	3	3	3	3
Total cost of linear feet striped	\$140,915	\$127,878	\$76,224	\$115,006
Total cost of crosswalks and railroad crossings striped	\$18,801	\$5,127	\$8,284	\$10,737
<i>Outputs</i>				
Number of linear feet (streets) striped	960,000	960,000	965,000	970,000
Number of crosswalks and railroad crossings striped	750	750	760	770
<b>Efficiency Measures</b>				
Number of linear feet (streets) striped per FTE	480,000	480,000	482,500	485,000
Number of crosswalks striped per FTE	250	250	253	257
Cost per linear foot striped	\$0.29	\$0.27	\$0.16	\$0.24
Cost per crosswalk and railroad crossings striped	\$25	\$7	\$11	\$14

FUND NUMBER  
DEPARTMENT NAME  
DEPARTMENT NUMBER  
DIVISION NUMBER

101 GENERAL FUND  
TRANSPORTATION  
26 TRAFFIC  
50 STREET LIGHTING

**MISSION**

To adequately illuminate intersections and major roadways within the City of Laredo for pedestrian and vehicular safety.

**OBJECTIVES & PLANNED ACCOMPLISHMENTS**

- Review all subdivision plans for compliance of street light ordinances.
- Coordinate closely with AEP for processing proposals for the installation and upgrade of streetlights in a timely manner.
- To monitor streetlights and report any malfunctions to AEP in order to minimize down time.

**EXPENDITURES**

	<b>ACTUAL 09-10</b>	<b>ACTUAL 10-11</b>	<b>AMENDED 11-12</b>	<b>ESTIMATED 11-12</b>	<b>PROPOSED 12-13</b>
Materials & Supplies	36,444	23,195	27,344	25,000	36,444
Contractual Services	1,993,062	2,154,189	2,205,078	2,219,000	2,221,078
<b>Total</b>	<b>2,029,506</b>	<b>2,177,384</b>	<b>2,232,422</b>	<b>2,244,000</b>	<b>2,257,522</b>

**PERFORMANCE MEASURES**

	<b>ACTUAL 09-10</b>	<b>ACTUAL 10-11</b>	<b>ESTIMATED 11-12</b>	<b>PROPOSED 12-13</b>
<b>Workload Measures</b>				
<i>Inputs</i>				
Total operating budget for street lights	\$2,029,506	\$2,177,384	\$2,244,000	\$2,257,522
<i>Outputs</i>				
Number of street lights in inventory	13,200	12,279	12,320	12,350
Number of street light requests investigated	40	37	45	55
Number of street light proposals reports processed	24	21	25	30
Number of new street lights installed (excluded new subdivisions)	60	33	40	20
Number of outages reported	870	555	800	850
<b>Efficiency Measures</b>				
Average operating cost per street light in inventory	\$154	\$177	\$172	\$183

**CITY OF LAREDO, TEXAS  
PARKING METERS  
OPERATING FUND  
FY 2012 - 2013**

	<u>ACTUAL FY 09-10</u>	<u>ACTUAL FY 10-11</u>	<u>ORIGINAL BUDGET FY 11-12</u>	<u>AMENDED BUDGET FY 11-12</u>	<u>TOTAL ESTIMATE FY 11-12</u>	<u>PROPOSED BUDGET FY 12-13</u>
<b>OPENING BALANCE</b>	<b>\$1,069,315</b>	<b>\$1,352,694</b>	<b>\$741,928</b>	<b>\$714,033</b>	<b>\$714,033</b>	<b>\$814,106</b>
<b>REVENUES</b>						
Licenses and Permits	7,423	5,423	5,000	5,000	1,819	2,500
Intergovernmental Revenue	26,621	8,823	0	0	0	300
Fines and Forfeits	503,536	514,066	600,000	600,000	575,908	600,000
Fees and Collections	1,391,049	1,482,929	1,505,000	1,505,000	1,487,452	1,505,000
Rents, Royalties and Interest	9,079	6,060	4,900	4,900	3,100	3,300
Reimburse and Miscellaneous	1,752	904	0	0	0	0
<b>TOTAL REVENUES</b>	<b>1,939,461</b>	<b>2,018,206</b>	<b>2,114,900</b>	<b>2,114,900</b>	<b>2,068,279</b>	<b>2,111,100</b>
<b>TOTAL AVAILABLE</b>	<b>3,008,776</b>	<b>3,370,899</b>	<b>2,856,828</b>	<b>2,828,933</b>	<b>2,782,312</b>	<b>2,925,206</b>
<b>EXPENDITURES</b>						
<b>PARKING</b>						
Personnel Services	900,435	923,925	1,092,156	1,092,156	920,074	1,145,112
Materials and Supplies	91,397	68,017	67,695	85,839	64,115	68,931
Contractual Services	230,098	238,976	331,963	345,110	331,562	353,135
Other Charges	(503)	(621)	0	0	0	200,000
Capital Outlay	32,187	47,783	269,942	370,103	75,000	265,000
Intergovernmental Transfers	292,018	1,284,029	485,783	485,783	485,783	736,985
<b>TOTAL PARKING</b>	<b>1,545,632</b>	<b>2,562,108</b>	<b>2,247,539</b>	<b>2,378,991</b>	<b>1,876,534</b>	<b>2,769,163</b>
<b>PERMITS</b>						
Personnel Services	101,604	90,970	121,029	121,029	84,153	126,903
Materials and Supplies	2,785	640	3,101	3,302	3,101	3,101
Contractual Services	6,040	3,149	4,418	4,418	4,418	4,507
Other Charges	22	0	0	0	0	0
<b>TOTAL PERMITS</b>	<b>110,450</b>	<b>94,758</b>	<b>128,548</b>	<b>128,749</b>	<b>91,672</b>	<b>134,511</b>
<b>TOTAL EXPENDITURES</b>	<b>1,656,082</b>	<b>2,656,867</b>	<b>2,376,087</b>	<b>2,507,740</b>	<b>1,968,206</b>	<b>2,903,674</b>
<b>CLOSING BALANCE</b>	<b>\$1,352,694</b>	<b>\$714,033</b>	<b>\$480,741</b>	<b>\$321,193</b>	<b>\$814,106</b>	<b>\$21,532</b>

**City of Laredo, Texas  
Parking Meters  
Major Fund Changes  
FY 2012-2013**

**REVENUES**

**Total Net Change from FY 2012 to 2013**                      \$     (3,800)     -0.18%

<u>Major Revenue Changes</u>	<u>Variance</u>	<u>% Change</u>
Licenses & Permits	\$ (2,500)	-50.00%
Rents, Royalties & Interest	\$ (1,600)	-32.65%

**EXPENDITURES**

Personnel (due to new employees hired at above entry level rates, reclassifications, changes to benefits, etc.)	\$	58,830
Vehicle Maintenance		3,733
Inet Charges		2,421
Administrative Charges		12,847
Reserve Appropriation		200,000
Transfer to General Fund		250,000
Capital Outlay		(4,942)
Net Decrease in Other Operational Expenditures		4,698
		<hr/>
<b>Total Net Change from FY 2012 to FY 2013</b>	<b>\$</b>	<b><u><u>527,587</u></u></b>

**CITY OF LAREDO  
DEPARTMENT REQUESTS  
TRAFFIC - PARKING METERS  
FY 2012-2013**

**CAPITAL OUTLAY REQUESTS**

<b>Division</b>	<b>Description</b>	<b>Amount</b>	<b>Approved Yes/ No</b>
Parking	<p style="text-align: center;"><b>Automotive</b></p> Replace two scooters purchased in 2004 & 2005 used by parking enforcement officers at cost of \$7,500 ea.	\$ 15,000	Yes
	<b>Total</b>	<b>\$ 15,000</b>	

FUND NUMBER	251 PARKING METERS
DEPARTMENT NAME	TRANSPORTATION
DEPARTMENT NUMBER	26 TRAFFIC
DIVISION NUMBER	20 PARKING

**MISSION**

To facilitate and improve parking availability by maintaining and properly enforcing parking regulations in the Central Business District.

**OBJECTIVES & PLANNED ACCOMPLISHMENTS**

- To more efficiently continue enforcing parking ordinance in the Central Business District (CBD).
- To maintain parking meters in proper working conditions at all times.
- Identify parking areas and provide for additional parking availability within Central Business District.

**EXPENDITURES**

	ACTUAL 09-10	ACTUAL 10-11	AMENDED 11-12	ESTIMATED 11-12	PROPOSED 12-13
Personnel Services	900,435	923,925	1,092,156	920,074	1,145,112
Materials & Supplies	91,397	68,017	85,839	64,115	68,931
Contractual Services	230,099	238,976	345,110	331,562	353,135
Other Charges	(503)	(621)	-	-	200,000
Capital Outlay	32,187	47,782	370,103	75,000	265,000
Transfer Out	292,018	1,284,029	485,783	485,783	736,985
<b>Total</b>	<b>1,545,633</b>	<b>2,562,108</b>	<b>2,378,991</b>	<b>1,876,534</b>	<b>2,769,163</b>

**PERSONNEL POSITION LISTING**

DEPT	DIV	AUTH #	POSITION NO.	GRADE	POSITION TITLE	12-13 PROPOSED ANNUAL RATE
26	20	7	80187	R25	MAINTENANCE WORKER	19,510
26	20	8	80187	R25	MAINTENANCE WORKER	20,093
26	20	5	51501	R26	PARKING ENFORCEMENT OFFICER I	19,864
26	20	6	51501	R26	PARKING ENFORCEMENT OFFICER I	22,131
26	20	10	51501	R26	PARKING ENFORCEMENT OFFICER I	25,002
26	20	13	51501	R26	PARKING ENFORCEMENT OFFICER I	22,610
26	20	2	40005	R27	PARKING METER TECHNICIAN	31,658



FUND NUMBER	251 PARKING METERS
DEPARTMENT NAME	TRANSPORTATION
DEPARTMENT NUMBER	26 TRAFFIC
DIVISION NUMBER	20 PARKING

PERSONNEL POSITION LISTING - CONTINUED

DEPT	DIV	AUTH #	POSITION NO.	GRADE	POSITION TITLE	12-13 PROPOSED ANNUAL RATE
26	20	4	21501	R27	PARKING TICKET CLERK	27,685
26	20	5	21501	R27	PARKING TICKET CLERK	21,694
26	20	41	40323	R27	TELLER	21,070
26	20	42	40323	R27	TELLER	21,694
26	20	43	40323	R27	TELLER	23,026
26	20	44	40323	R27	TELLER	21,070
26	20	45	40323	R27	TELLER	24,357
26	20	46	40323	R27	TELLER	27,102
26	20	47	40323	R27	TELLER	21,070
26	20	48	40323	R27	TELLER	22,131
26	20	30	20011	R28	CLERK IV	28,746
26	20	4	50205	R28	PARKING ENFORCEMENT OFFICER II	37,024
26	20	7	50205	R28	PARKING ENFORCEMENT OFFICER II	29,037
26	20	1	40085	R33	PARK'G ENF/VEH. FOR HIRE SUPVR	38,709
26	20	2	40324	R33	TELLER SUPERVISOR	38,709
26	20	1	25013	R35	HEARING OFFICER	35,173
26	20	1	15010	R38	PARKING/VEHICLE FOR HIRE SUPT.	64,542
26	20	2	35024	R40	ENGINEERING ASSOCIATE II	17,779
26	20	1	16008	R43	TRAFFIC MANAGER (50%)	70,595
<b>TOTAL</b>			<b>26</b>		<b>TOTAL SALARIES</b>	<b>752,080</b>

PERFORMANCE MEASURES

	ACTUAL 09-10	ACTUAL 10-11	ESTIMATED 11-12	PROPOSED 12-13
<b>Workload Measures</b>				
<b>Inputs</b>				
Number of full-time equivalent employees (FTE) – parking citations issued	6	6	6	6
Number of full-time equivalent employees (FTE) – meter malfunction repair	1	1	1	1
Number of full-time equivalent employees (FTE) – citations processed	3	3	3	4

FUND NUMBER	251 PARKING METERS
DEPARTMENT NAME	TRANSPORTATION
DEPARTMENT NUMBER	26 TRAFFIC
DIVISION NUMBER	20 PARKING

PERFORMANCE MEASURES - CONTINUED

	ACTUAL 09-10	ACTUAL 10-11	ESTIMATED 11-12	PROPOSED 12-13
<b>Outputs</b>				
Number of parking meters activated	930	908	900	910
Number of parking citations issued	32,405	36,454	35,574	36,200
Number of vehicles booted	717	552	648	710
Number of parking meters malfunctions repaired	2,666	2,523	2,908	2,400
Number of parking citations paid	21,073	22,555	25,002	26,500
<b>Efficiency Measures</b>				
Revenue per parking meter (daily)	1.44	1.46	1.41	1.39
Number of parking citations issued per FTE	5,401	7,290	7,115	7,240
Number of parking meter malfunctions repaired per FTE	2,666	2,523	2,908	2,400
Number of parking citations processed per FTE	7,024	6,444	7,143	7,571
<b>Effectiveness Measures</b>				
Total revenue collected – parking meters	646,795	624,192	637,142	655,000
Total revenue collected – parking citations	503,536	514,066	568,974	600,000
Total revenues –parking lots	743,178	857,439	869,632	850,000
% of Parking Citations collected	65%	65%	70%	73%

FUND NUMBER	251 PARKING METERS
DEPARTMENT NAME	TRANSPORTATION
DEPARTMENT NUMBER	26 TRAFFIC
DIVISION NUMBER	25 PERMITS

**MISSION**

To issue necessary taxicab permits, taxicab drivers licenses, oversize/overweight escorting permits and driver’s licenses to qualified applicants and enforce associated ordinances within the City of Laredo.

**OBJECTIVES & PLANNED ACCOMPLISHMENTS**

- To more efficiently continue enforcing the oversize permit ordinances in the City of Laredo.
- To continue providing professional customer services to all our patrons.

**EXPENDITURES**

	ACTUAL 09-10	ACTUAL 10-11	AMENDED 11-12	ESTIMATED 11-12	PROPOSED 12-13
Personnel Services	101,605	90,969	121,029	84,153	126,903
Materials & Supplies	2,785	640	3,302	3,101	3,101
Contractual Services	6,062	3,149	4,418	4,418	4,507
Total	110,452	94,758	128,749	91,672	134,511

**PERSONNEL POSITION LISTING**

DEPT	DIV	AUTH #	POSITION NO.	GRADE	POSITION TITLE	12-13 PROPOSED ANNUAL RATE
26	25	1	25002	R26	TAXI-CAB STARTER/INSPECTOR	20,862
26	25	57	20013	R27	CLERK III	33,467
26	25	20	20011	R28	CLERK IV	22,339
<b>TOTAL</b>			<b>3</b>		<b>TOTAL SALARIES</b>	<b>76,669</b>

FUND NUMBER	251 PARKING METERS
DEPARTMENT NAME	TRANSPORTATION
DEPARTMENT NUMBER	26 TRAFFIC
DIVISION NUMBER	25 PERMITS

PERFORMANCE MEASURES

	ACTUAL 09-10	ACTUAL 10-11	ESTIMATED 11-12	PROPOSED 12-13
<b>Workload Measures</b>				
<i>Inputs</i>				
Number of full-time equivalent employees (FTE) – Taxicab permits	.5	.5	.5	.5
Number of full-time equivalent employees (FTE) – Taxicab driver’s license	.5	.5	.5	.5
Number of full-time equivalent employees (FTE) – Taxicab inspections	1		1	1
<i>Outputs</i>				
Number of taxicab permits processed	74	72	70	69
Number of taxicab driver license processed	130	116	107	110
Number of taxicab inspections	74	72	70	69
<b>Efficiency Measures</b>				
Number of taxicab permit processed per FTE	74	72	70	69
Number of taxicab driver license processed by per FTE	130	116	107	110
Number of taxicabs inspected per FTE	74	72	70	69

**CITY OF LAREDO, TEXAS  
TRANSIT SYSTEM  
SALES TAX FUND  
FY 2012 - 2013**

	<u>ACTUAL FY 09-10</u>	<u>ACTUAL FY 10-11</u>	<u>ORIGINAL BUDGET FY 11-12</u>	<u>AMENDED BUDGET FY 11-12</u>	<u>TOTAL ESTIMATE FY 11-12</u>	<u>PROPOSED BUDGET FY 12-13</u>
<b>OPENING BALANCE</b>	<b>\$1,635,671</b>	<b>\$666,872</b>	<b>\$479,835</b>	<b>\$790,978</b>	<b>\$790,978</b>	<b>\$904,042</b>
<b>REVENUES</b>						
<b>SALES TAX</b>						
Taxes	5,512,908	6,311,746	6,078,919	6,078,919	6,346,919	6,387,970
Rents, Royalties and Interest	15,549	11,363	10,000	189,978	191,378	8,400
Reimburse and Miscellaneous	122,668	0	0	0	0	0
Other Financing Sources	0	0	0	3,920,156	3,920,156	0
<b>TOTAL SALES TAX</b>	<b>5,651,124</b>	<b>6,323,109</b>	<b>6,088,919</b>	<b>10,189,053</b>	<b>10,458,453</b>	<b>6,396,370</b>
<b>TOTAL REVENUES</b>	<b>5,651,124</b>	<b>6,323,109</b>	<b>6,088,919</b>	<b>10,189,053</b>	<b>10,458,453</b>	<b>6,396,370</b>
<b>TOTAL AVAILABLE</b>	<b>7,286,795</b>	<b>6,989,981</b>	<b>6,568,754</b>	<b>10,980,031</b>	<b>11,249,431</b>	<b>7,300,412</b>
<b>EXPENDITURES</b>						
<b>SALES TAX</b>						
Contractual Services	0	645	0	0	0	0
Other Charges	0	0	728,720	641,862	4	887,746
Capital Outlay	76,022	230,634	0	157,321	154,701	0
Debt Service	1,269,664	1,271,023	1,321,867	5,409,914	5,358,833	1,273,629
Projects	5,234,226	4,661,642	4,518,167	4,591,117	4,831,851	5,139,037
<b>TOTAL SALES TAX</b>	<b>6,579,912</b>	<b>6,163,944</b>	<b>6,568,754</b>	<b>10,800,214</b>	<b>10,345,389</b>	<b>7,300,412</b>
<b>TOTAL EXPENDITURES</b>	<b>6,579,912</b>	<b>6,163,944</b>	<b>6,568,754</b>	<b>10,800,214</b>	<b>10,345,389</b>	<b>7,300,412</b>
<b>CLOSING BALANCE</b>	<b>\$706,883</b>	<b>\$826,037</b>	<b>\$0</b>	<b>\$179,817</b>	<b>\$904,042</b>	<b>\$0</b>

**CITY OF LAREDO, TEXAS  
TRANSIT SYSTEM  
SALES TAX FUND  
FY 2012 - 2013**

	<u>ACTUAL FY 09-10</u>	<u>ACTUAL FY 10-11</u>	<u>ORIGINAL BUDGET FY 11-12</u>	<u>AMENDED BUDGET FY 11-12</u>	<u>TOTAL ESTIMATE FY 11-12</u>	<u>PROPOSED BUDGET FY 12-13</u>
<b>ADJUSTMENTS</b>						
CHANGE IN LONG TERM DEBT	(47,431)	(34,354)	0	0	0	0
COMPENSATED ABSENCES	7,420	(705)	0	0	0	0
<b>TOTAL ADJUSTMENTS</b>	<b>(40,011)</b>	<b>(35,059)</b>	<b>0</b>	<b>0</b>	<b>0</b>	<b>0</b>
<b>ADJUSTED CLOSING BALANCE</b>	<b>\$666,872</b>	<b>\$790,978</b>	<b>\$0</b>	<b>\$179,817</b>	<b>\$904,042</b>	<b>\$0</b>

**City of Laredo, Texas  
Sales Tax Fund  
Major Fund Changes  
FY 2012- 2013**

**REVENUES**

Total Net Change from FY2012 to FY2013                     \$   307,451       56.0%

**Major Revenue Changes**

Variance    % Change

Sales Tax   309,051       5.1%

**EXPENDITURES**

Transfer Out to Operations for Grant Match	\$       620,870
Reserve	159,026
Debt Service	<u>(48,238)</u>

**Total Net Change from FY2012 to FY2013                     \$       731,658**

FUND NUMBER	518 TRANSIT SYSTEM
DEPARTMENT NUMBER	51 TRANSIT SYSTEM
DIVISION NUMBER	62, 81,82,85, 86, 89, 90, 91, 94, 96, 97, TRANSIT SYSTEM

EXPENDITURES (5162)

	ACTUAL 09-10	ACTUAL 10-11	AMENDED 11-12	ESTIMATED 11-12	PROPOSED 12-13
Contractual Services	-	645	-	-	-
Other Charges	-	-	641,862	4	1,018,299
Capital Outlay	76,022	230,634	157,321	154,701	-
Debt Service	1,269,664	1,271,024	5,409,914	5,358,833	1,273,629
Projects	5,234,226	4,661,642	4,591,117	4,831,851	5,008,484
TOTAL	6,579,912	6,163,945	10,800,214	10,345,389	7,300,412

EXPENDITURES (5181)

	ACTUAL 09-10	ACTUAL 10-11	AMENDED 11-12	ESTIMATED 11-12	PROPOSED 12-13
Capital Outlay	-	-	3,186,250	3,186,250	-
TOTAL	-	-	3,186,250	3,186,250	-

EXPENDITURES (5182)

	ACTUAL 09-10	ACTUAL 10-11	AMENDED 11-12	ESTIMATED 11-12	PROPOSED 12-13
Contractual	23,414	2619	-	-	-
Capital Outlay	181,583	117,247	-	-	-
TOTAL	204,997	119,866	-	-	-

EXPENDITURES (5184)

	ACTUAL 09-10	ACTUAL 10-11	AMENDED 11-12	ESTIMATED 11-12	PROPOSED 12-13
Capital Outlay	-	4,081,382	200,000	200,000	-
TOTAL	-	4,081,382	200,000	200,000	-



FUND NUMBER	518 TRANSIT SYSTEM
DEPARTMENT NUMBER	51 TRANSIT SYSTEM
DIVISION NUMBER	62, 81,82,85, 86, 89, 90, 91, 94, 96, 97, TRANSIT SYSTEM

EXPENDITURES (5185)

	ACTUAL 09-10	ACTUAL 10-11	AMENDED 11-12	ESTIMATED 11-12	PROPOSED 12-13
Capital Outlay	26,907	687,475	589,618	589,618	-
TOTAL	26,907	687,475	589,618	589,618	-

EXPENDITURES (5186)

	ACTUAL 09-10	ACTUAL 10-11	AMENDED 11-12	ESTIMATED 11-12	PROPOSED 12-13
Capital Outlay	-	273,280	-	-	-
TOTAL	-	273,280	-	-	-

EXPENDITURES (5187)

	ACTUAL 09-10	ACTUAL 10-11	AMENDED 11-12	ESTIMATED 11-12	PROPOSED 12-13
Capital Outlay	-	-	276,781	276,781	-
TOTAL	-	-	276,781	276,781	-

EXPENDITURES (5188)

	ACTUAL 09-10	ACTUAL 10-11	AMENDED 11-12	ESTIMATED 11-12	PROPOSED 12-13
Capital Outlay	-	-	437,500	437,500	-
TOTAL	-	-	437,500	437,500	-

EXPENDITURES (5189)

	ACTUAL 09-10	ACTUAL 10-11	AMENDED 11-12	ESTIMATED 11-12	PROPOSED 12-13
Contractual Services	-	-	27,487	27,487	-
Capital Outlay	-	142,533	1,043,506	1,043,506	-
TOTAL	-	142,533	1,070,993	1,070,993	-

FUND NUMBER	518 TRANSIT SYSTEM
DEPARTMENT NUMBER	51 TRANSIT SYSTEM
DIVISION NUMBER	62, 85, 86, 89, 90, 91, 94, 96, 97, TRANSIT SYSTEM

EXPENDITURES (5190)

	ACTUAL 09-10	ACTUAL 10-11	AMENDED 11-12	ESTIMATED 11-12	PROPOSED 12-13
Contractual Services	71	61	-	11	-
Other Charges	-	-	399,866	-	400,709
Capital Outlay	189,115	52,808	204,758	204,758	-
TOTAL	189,186	52,869	604,624	204,769	400,209

EXPENDITURES (5191)

	ACTUAL 09-10	ACTUAL 10-11	AMENDED 11-12	ESTIMATED 11-12	PROPOSED 12-13
Other Charges	-	-	1,929,446	1,929,446	-
Capital Outlay	-	-	-	-	-
TOTAL	-	-	1,929,446	1,929,446	-

EXPENDITURES (5192)

	ACTUAL 09-10	ACTUAL 10-11	AMENDED 11-12	ESTIMATED 11-12	PROPOSED 12-13
Contractual Services	14,800	12,618	4,081	4,081	-
Material and Supplies	13,754	1,581	3,067	3,067	-
Capital Outlay	394,015	-	70,975	70,975	-
TOTAL	429,921	14,200	78,123	78,123	-

EXPENDITURES (5193)

	ACTUAL 09-10	ACTUAL 10-11	AMENDED 11-12	ESTIMATED 11-12	PROPOSED 12-13
Other Charges	-	-	892,500	892,500	-
TOTAL	-	-	892,500	892,500	-

**CITY OF LAREDO, TEXAS  
TRANSIT SYSTEM  
TRANSIT CENTER FACILITY FUND  
FY 2012 - 2013**

	<u>ACTUAL FY 09-10</u>	<u>ACTUAL FY 10-11</u>	<u>ORIGINAL BUDGET FY 11-12</u>	<u>AMENDED BUDGET FY 11-12</u>	<u>TOTAL ESTIMATE FY 11-12</u>	<u>PROPOSED BUDGET FY 12-13</u>
<b>OPENING BALANCE</b>	<b>\$126,391</b>	<b>\$117,423</b>	<b>\$143,828</b>	<b>\$198,662</b>	<b>\$198,662</b>	<b>\$166,161</b>
<b>REVENUES</b>						
<b>TRANSIT CENTER FACILITY</b>						
Rents, Royalties and Interest	500,446	548,483	525,853	525,853	536,608	536,484
Reimburse and Miscellaneous	250	194	150	150	135	185
<b>TOTAL TRANSIT CENTER FACILITY</b>	<b>500,696</b>	<b>548,677</b>	<b>526,003</b>	<b>526,003</b>	<b>536,743</b>	<b>536,669</b>
<b>TOTAL REVENUES</b>	<b>500,696</b>	<b>548,677</b>	<b>526,003</b>	<b>526,003</b>	<b>536,743</b>	<b>536,669</b>
<b>TOTAL AVAILABLE</b>	<b>627,087</b>	<b>666,101</b>	<b>669,831</b>	<b>724,665</b>	<b>735,405</b>	<b>702,830</b>
<b>EXPENDITURES</b>						
<b>BUILDING/GROUNDS</b>						
Personnel Services	235,761	186,468	184,053	184,053	191,253	203,536
Materials and Supplies	26,576	27,794	41,614	33,962	33,466	28,078
Contractual Services	154,400	146,442	174,858	228,778	200,885	176,450
Other Charges	0	0	76,642	76,642	76,642	92,000
<b>TOTAL BUILDING/GROUNDS</b>	<b>416,737</b>	<b>360,704</b>	<b>477,167</b>	<b>523,435</b>	<b>502,246</b>	<b>500,064</b>
<b>TRANSIT CENTER FACILITY</b>						
Personnel Services	64,742	65,549	51,166	51,666	54,772	52,239
Materials and Supplies	1,895	2,281	2,586	2,586	2,651	1,700
Contractual Services	26,268	38,724	45,995	27,459	9,350	5,918
Other Charges	22	180	0	0	225	142,909
<b>TOTAL TRANSIT CENTER FACILITY</b>	<b>92,926</b>	<b>106,734</b>	<b>99,747</b>	<b>81,711</b>	<b>66,998</b>	<b>202,766</b>
<b>TOTAL EXPENDITURES</b>	<b>509,664</b>	<b>467,438</b>	<b>576,914</b>	<b>605,146</b>	<b>569,244</b>	<b>702,830</b>
<b>CLOSING BALANCE</b>	<b>\$117,423</b>	<b>\$198,662</b>	<b>\$92,917</b>	<b>\$119,519</b>	<b>\$166,161</b>	<b>\$0</b>

**City of Laredo, Texas  
Transit Center Facility  
Major Fund Changes  
FY 2012- 2013**

**REVENUES**

Total Net Change from FY2012 to FY2013                         \$   10,666           1.9%

**Major Revenue Changes**

	Variance	% Change
Transit Center Rent	(8,021)	-3%
Transit Center Monthly Parking	(3,601)	-2%
Telecommunication Rentals	20,740	193%

**EXPENDITURES**

Personnel (due to new employees hired at above entry level rates, reclassifications, changes to benefits, etc.)		\$       20,556
Reserve		158,017
Contract Labor		(48,898)
Net of other line items		(3,759)
<b>Total Net Change from FY2012 to FY2013</b>		<b>\$       125,916</b>

FUND NUMBER	518 TRANSIT SYSTEM
DEPARTMENT NUMBER	54 TRANSIT CENTER FACILITY
DIVISION NUMBER	30 BUILDINGS/GROUNDS MAINT.

**MISSION**

To provide safe and clean facilities services for our Patrons.

**OBJECTIVES & PLANNED ACCOMPLISHMENTS**

- To provide daily maintenance services to our buildings and shelters.
- To implement higher standards for security staff at the Transit Center Building.
- To provide quicker access to our parking garage.
- To increase security measures by installing more surveillance cameras.
- Increase employee awareness in an effort to be more sensitive to patron needs.
- To replace parking equipment and minimize repeated maintenance costs and reduce equipment downtime.

**EXPENDITURES (5430)**

	<b>ACTUAL 09-10</b>	<b>ACTUAL 10-11</b>	<b>AMENDED 11-12</b>	<b>ESTIMATED 11-12</b>	<b>PROPOSED 12-13</b>
Personnel Services	235,760	186,468	184,053	191,253	203,536
Materials & Supplies	26,576	27,793	33,962	33,466	28,078
Contractual Services	154,401	146,442	228,778	200,885	176,450
Reserve Appropriation	-	-	76,642	76,642	92,000
<b>TOTAL</b>	<b>416,737</b>	<b>360,703</b>	<b>523,435</b>	<b>502,246</b>	<b>500,064</b>

FUND NUMBER	518 TRANSIT SYSTEM
DEPARTMENT NUMBER	54 TRANSIT CENTER FACILITY
DIVISION NUMBER	50 TRANSIT CENTER FACILITY

### MISSION

To provide convenient services to our local citizens and tourists, by the utilization of the Transit Center Facility, bus terminal, and covered and secured parking facility.

### OBJECTIVES & PLANNED ACCOMPLISHMENTS

- Development of a Comprehensive Advertising Plan to promote the Transit Center Parking.
- To provide service to passengers and develop good relationships with the community as a whole.
- To continue the increase of customer daily, and overnight parking.
- To oversee and maintain the daily operations of the Transit Center Facility with minimal interruptions to our passengers and tenants alike.
- To Increase parking and rent contracts.

### EXPENDITURES (5450)

	ACTUAL 09-10	ACTUAL 10-11	AMENDED 11-12	ESTIMATED 11-12	PROPOSED 12-13
Personnel Services	64,741	65,548	51,666	54,772	52,239
Materials & Supplies	1,895	2,281	2,586	2,651	1,700
Contractual Services	26,268	38,724	27,459	9,350	5,918
Other	22	180	-	225	142,909
<b>TOTAL</b>	<b>92,926</b>	<b>106,733</b>	<b>81,711</b>	<b>66,998</b>	<b>202,766</b>

**CITY OF LAREDO, TEXAS  
TRANSIT SYSTEM  
EL METRO OPERATING FUND  
FY 2012 - 2013**

	<u>ACTUAL FY 09-10</u>	<u>ACTUAL FY 10-11</u>	<u>ORIGINAL BUDGET FY 11-12</u>	<u>AMENDED BUDGET FY 11-12</u>	<u>TOTAL ESTIMATE FY 11-12</u>	<u>PROPOSED BUDGET FY 12-13</u>
<b>OPENING BALANCE</b>	<b>\$0</b>	<b>\$0</b>	<b>\$0</b>	<b>\$0</b>	<b>\$0</b>	<b>\$0</b>
<b>REVENUES</b>						
Intergovernmental Revenue	0	191	0	0	0	0
Charges for Services	3,286,353	3,348,940	3,370,965	3,370,965	3,361,499	3,360,449
Fees and Collections	1,691	1,799	2,001	2,001	2,001	1,760
Rents, Royalties and Interest	342	151	260	260	360	100
Reimburse and Miscellaneous	8,909,592	8,556,825	9,201,008	9,201,008	9,198,251	9,683,010
<b>TOTAL REVENUES</b>	<b>12,197,978</b>	<b>11,907,906</b>	<b>12,574,234</b>	<b>12,574,234</b>	<b>12,562,111</b>	<b>13,045,319</b>
<b>TOTAL AVAILABLE</b>	<b>12,197,978</b>	<b>11,907,906</b>	<b>12,574,234</b>	<b>12,574,234</b>	<b>12,562,111</b>	<b>13,045,319</b>
<b>EXPENDITURES</b>						
<b>OPT-FIXED ROUTE</b>						
Personnel Services	5,488,835	5,386,609	5,763,106	5,763,106	5,732,543	5,821,315
Materials and Supplies	814,960	903,773	799,075	771,490	987,589	1,048,996
Contractual Services	266,960	259,080	337,496	312,530	312,411	317,800
Other Charges	42,241	58,091	44,954	61,954	52,200	264,820
<b>TOTAL OPT-FIXED ROUTE</b>	<b>6,612,996</b>	<b>6,607,553</b>	<b>6,944,631</b>	<b>6,909,080</b>	<b>7,084,743</b>	<b>7,452,931</b>
<b>OPT-PARA TRANSIT</b>						
Personnel Services	1,115,529	1,022,124	1,063,670	1,063,670	1,056,670	981,566
Materials and Supplies	127,795	166,374	150,980	171,959	187,798	233,368
Contractual Services	111,085	93,784	107,053	112,046	114,046	108,278
Other Charges	5,516	11,817	10,252	14,752	15,344	14,700
<b>TOTAL OPT-PARA TRANSIT</b>	<b>1,359,924</b>	<b>1,294,099</b>	<b>1,331,955</b>	<b>1,362,427</b>	<b>1,373,858</b>	<b>1,337,912</b>
<b>MAINT-FIXED ROUTE</b>						
Personnel Services	1,398,007	1,298,162	1,395,744	1,395,744	1,407,744	1,411,622
Materials and Supplies	989,357	887,044	790,771	776,167	775,678	849,630
Contractual Services	132,839	130,404	149,772	150,728	142,533	147,510
<b>TOTAL MAINT-FIXED ROUTE</b>	<b>2,520,204</b>	<b>2,315,610</b>	<b>2,336,287</b>	<b>2,322,639</b>	<b>2,325,955</b>	<b>2,408,762</b>

**CITY OF LAREDO, TEXAS  
TRANSIT SYSTEM  
EL METRO OPERATING FUND  
FY 2012 - 2013**

	<u>ACTUAL FY 09-10</u>	<u>ACTUAL FY 10-11</u>	<u>ORIGINAL BUDGET FY 11-12</u>	<u>AMENDED BUDGET FY 11-12</u>	<u>TOTAL ESTIMATE FY 11-12</u>	<u>PROPOSED BUDGET FY 12-13</u>
<b>MAINT-PARATRANSIT</b>						
Personnel Services	209,607	208,905	217,327	217,327	213,327	205,576
Materials and Supplies	44,292	94,651	49,002	49,076	40,435	41,616
Contractual Services	22,389	15,597	26,791	33,976	30,778	29,900
<b>TOTAL MAINT-PARATRANSIT</b>	<b>276,289</b>	<b>319,153</b>	<b>293,120</b>	<b>300,379</b>	<b>284,540</b>	<b>277,092</b>
<b>TRAINING AND SAFETY</b>						
Personnel Services	62,841	62,206	64,481	64,481	64,481	63,262
Materials and Supplies	4,129	421	4,011	4,047	4,047	4,275
Contractual Services	646	333	1,456	1,456	956	1,517
<b>TOTAL TRAINING AND SAFETY</b>	<b>67,616</b>	<b>62,959</b>	<b>69,948</b>	<b>69,984</b>	<b>69,484</b>	<b>69,054</b>
<b>BUILDING/GROUNDS</b>						
Personnel Services	141,699	163,142	219,104	219,104	172,885	239,905
Materials and Supplies	36,303	46,155	50,040	52,531	38,075	34,617
Contractual Services	317,850	171,704	321,926	405,862	182,894	177,981
<b>TOTAL BUILDING/GROUNDS</b>	<b>495,852</b>	<b>381,002</b>	<b>591,070</b>	<b>677,497</b>	<b>393,854</b>	<b>452,503</b>
<b>BUS STOPS/SHELTERS</b>						
Personnel Services	102,793	100,601	108,467	108,467	103,332	100,397
Contractual Services	5,518	4,730	5,517	5,517	5,534	5,200
<b>TOTAL BUS STOPS/SHELTERS</b>	<b>108,311</b>	<b>105,331</b>	<b>113,984</b>	<b>113,984</b>	<b>108,866</b>	<b>105,597</b>
<b>GENERAL ADMINISTRATION</b>						
Personnel Services	38,150	44,928	316,518	314,600	314,306	323,397
Materials and Supplies	6,067	9,869	29,725	19,093	20,118	24,625
Contractual Services	472,951	510,668	544,196	570,718	571,337	578,426
Other Charges	7,754	12,518	2,800	15,050	15,050	15,020
<b>TOTAL GENERAL ADMINISTRATION</b>	<b>524,922</b>	<b>577,984</b>	<b>893,239</b>	<b>919,461</b>	<b>920,811</b>	<b>941,468</b>
<b>PLANNING</b>						
Personnel Services	52,300	53,530	0	0	0	0
Contractual Services	3,263	1,726	0	0	0	0
<b>TOTAL PLANNING</b>	<b>55,562</b>	<b>55,256</b>	<b>0</b>	<b>0</b>	<b>0</b>	<b>0</b>



**CITY OF LAREDO, TEXAS  
TRANSIT SYSTEM  
EL METRO OPERATING FUND  
FY 2012 - 2013**

	<u>ACTUAL FY 09-10</u>	<u>ACTUAL FY 10-11</u>	<u>ORIGINAL BUDGET FY 11-12</u>	<u>AMENDED BUDGET FY 11-12</u>	<u>TOTAL ESTIMATE FY 11-12</u>	<u>PROPOSED BUDGET FY 12-13</u>
<b>MARKETING</b>						
Personnel Services	74,581	76,762	0	0	0	0
Materials and Supplies	5,809	892	0	502	0	0
Contractual Services	20,369	21,684	0	1,000	0	0
<b>TOTAL MARKETING</b>	<b>100,759</b>	<b>99,339</b>	<b>0</b>	<b>1,502</b>	<b>0</b>	<b>0</b>
<b>CUSTOMER SERVICE</b>						
Personnel Services	68,899	80,746	0	0	0	0
Materials and Supplies	1,894	4,464	0	0	0	0
Contractual Services	4,752	4,410	0	0	0	0
<b>TOTAL CUSTOMER SERVICE</b>	<b>75,545</b>	<b>89,620</b>	<b>0</b>	<b>0</b>	<b>0</b>	<b>0</b>
<b>TOTAL EXPENDITURES</b>	<b>12,197,978</b>	<b>11,907,906</b>	<b>12,574,234</b>	<b>12,676,953</b>	<b>12,562,111</b>	<b>13,045,319</b>
<b>CLOSING BALANCE</b>	<b>\$0</b>	<b>\$0</b>	<b>\$0</b>	<b>(\$102,719)</b>	<b>\$0</b>	<b>\$0</b>

**City of Laredo, Texas  
 El Metro Operating Fund  
 Major Fund Changes  
 FY 2012-2013**

**REVENUES**

**Total Net Change from FY2012 to FY2013**                      \$    483,208            4.1%

**Major Revenue Changes**

	Variance	% Change
Transfer In-Sales Tax	620,870	13.7%
FTA Operating Grant	(130,553)	-3.3%
State Operating Grant	(12,534)	-2.0%

**EXPENDITURES**

Personnel (due to new employees hired at above entry level rates, reclassifications, changes to benefits, etc.)	\$            1,377
Reserve	200,000
Motor Fuel	460,069
Compressed Natural Gas	(133,165)
Maintenance of Machinery & Equipment	(108,613)
Utilities	(29,119)
Materials for repair of Vehicles and Heavy Equipment	59,733
Audit Fees	10,000
Net of other small line items	10,803
<b>Total Net Change from FY2012 to FY2013</b>	<b>\$            471,085</b>

FUND NUMBER

558 TRANSIT SYSTEM

DEPARTMENT NUMBER

58 TRANSIT SYSTEM

DIVISION NUMBER

11 OPERATIONS – FIXED ROUTE

**MISSION**

To provide a safe, reliable, cost-effective and efficient public transportation system that meets the changing needs of our community through the operation of its fixed routes.

**OBJECTIVES & PLANNED ACCOMPLISHMENTS**

- Work with maintenance department to improve appearance of fleet.
- Provide higher levels of quality of service.
- To have reasonable schedules and time points so that our drivers can be on time during targeted routes.
- Cut down on public complaints.
- To provide easy to read schedules to passengers on rout information.
- To comply with all ADA regulations.

**EXPENDITURES (5811)**

	ACTUAL 09-10	ACTUAL 10-11	AMENDED 11-12	ESTIMATED 11-12	PROPOSED 12-13
Personnel Services	5,488,836	5,386,609	5,763,106	5,732,543	5,821,315
Materials & Supplies	814,959	903,772	771,490	987,589	1,048,996
Contractual Services	266,961	259,081	312,530	312,411	317,800
Other	42,241	58,091	61,954	52,200	264,820
<b>TOTAL</b>	<b>6,612,997</b>	<b>6,607,553</b>	<b>6,909,080</b>	<b>7,084,743</b>	<b>7,452,931</b>

**PERFORMANCE MEASURES**

	ACTUAL 09-10	ACTUAL 10-11	ESTIMATED 11-12	PROPOSED 12-13
<b>Workload Measures</b>				
Number of passenger/Ridership	3,365,661	3,126,780	3,200,000	3,275,000
Number of miles	1,710,448	1,673,996	1,675,000	1,675,000
Number of hours	151,072	151,176	151,200	151,200
Total operating revenue	3,136,515	3,222,764	3,238,419	3,238,269
Total operating expenditures	10,276,052	10,049,722	10,605,110	11,116,591
<b>Efficiency Measures</b>				
Number of passengers per total mile	1.97	1.87	1.91	1.96
Number of passengers per hour	22.28	20.68	21.16	21.66
Farebox Recovery Rate	30.52%	32.07 %	30.54%	29.13%
Cost per passenger	\$3.05	\$3.21	\$3.31	\$3.39
Cost per hour	\$ 68.02	\$ 66.48	\$ 70.14	\$ 73.52
<b>Effectiveness Measures</b>				
% change in cost per passenger	21.42	5.27	3.11	2.42
% change in cost per hour	1.29	(2.27)	5.51	4.82
% change in passenger per mile	(13.27)	(5.07)	2.28	2.34

FUND NUMBER	558 TRANSIT SYSTEM
DEPARTMENT NUMBER	58 TRANSIT SYSTEM
DIVISION NUMBER	12 OPERATIONS – PARATRANSIT

**MISSION**

To provide special transportation services on demand for disabled citizens.

**OBJECTIVES & PLANNED ACCOMPLISHMENTS**

- Efficiently provide a high quality transportation service to disabled members of the community.
- To decrease cost per passenger
- Train employees on customer courtesy
- To continue increasing the number of scheduled pickups in a cost-effective and efficient manner

**EXPENDITURES (5812)**

	ACTUAL 09-10	ACTUAL 10-11	AMENDED 11-12	ESTIMATED 11-12	PROPOSED 12-13
Personnel Services	1,115,529	1,022,124	1,063,670	1,056,670	981,566
Materials & Supplies	127,795	166,375	171,959	187,798	233,368
Contractual Services	111,084	93,784	112,046	114,046	108,278
Other	5,516	11,817	14,752	15,344	14,700
<b>TOTAL</b>	<b>1,359,924</b>	<b>1,294,100</b>	<b>1,362,427</b>	<b>1,373,858</b>	<b>1,337,912</b>

**PERFORMANCE MEASURES**

	ACTUAL 09-10	ACTUAL 10-11	ESTIMATED 11-12	PROPOSED 12-13
<b>Workload Measures</b>				
Number of passenger/Ridership	52,265	55,154	55,250	55,250
Number of miles	257,557	271,010	271,000	271,000
Number of hours	28,576	29,357	29,250	29,500
Total operating revenue	27,879	32,517	30,170	30,290
Total operating expenditures	1,921,926	1,922,562	1,957,001	1,928,728
<b>Efficiency Measures</b>				
Number of passengers per total mile	0.2029	0.2035	0.2039	0.2039
Number of passengers per hour	1.83	1.88	1.89	1.87
Farebox Recovery Rate	1.45%	1.69%	1.54%	1.57%
Cost per passenger	\$ 36.77	\$ 34.86	\$ 35.42	\$ 34.91
Cost per hour	\$ 67.26	\$ 65.49	\$ 66.91	\$ 65.38
<b>Effectiveness Measures</b>				
% change in cost per passenger	-13.29	-5.21	1.61	-1.44
% change in cost per hour	-8.40	-2.63	2.16	-2.28
% change in passenger per mile	-4.47	0.29	0.18	0.00

FUND NUMBER	558 TRANSIT SYSTEM
DEPARTMENT NUMBER	58 TRANSIT SYSTEM
DIVISION NUMBER	13 MAINTENANCE – FIXED ROUTE

## MISSION

To provide safe, reliable, cost-effective and efficient services for public transportation.

## OBJECTIVES & PLANNED ACCOMPLISHMENTS

- To reduce the total number of road calls by 50%.
- To successfully have the bus lifts 100% operational.
- To have all destination signs operational at all times.
- To achieve 100% preventive maintenance inspection on all vehicles.
- To improve fleet image by improving body condition
- Provide fewer interruptions for our passengers and improve quality & reliability
- Provide more reliable service for passengers in wheelchairs.
- Provide better service, reduce road calls, increase reliability, and provide safer vehicles for customers.
- To provide better communication to customers in relations to bus services.

## EXPENDITURES (5813)

	ACTUAL 09-10	ACTUAL 10-11	AMENDED 11-12	ESTIMATED 11-12	PROPOSED 12-13
Personnel Services	1,398,009	1,298,162	1,395,744	1,407,744	1,411,622
Materials & Supplies	989,356	887,044	776,167	775,678	849,630
Contractual Services	132,838	130,404	150,728	142,533	147,510
TOTAL	2,520,203	2,315,610	2,322,639	2,325,955	2,408,762

FUND NUMBER	558 TRANSIT SYSTEM
DEPARTMENT NUMBER	58 TRANSIT SYSTEM
DIVISION NUMBER	14 MAINTENANCE – PARATRANSIT

**MISSION**

To provide a safe, reliable, cost effective services for public transportation.

**OBJECTIVES & PLANNED ACCOMPLISHMENTS**

- To reduce the total number of road calls by 100%.
- To successfully have the van lifts 100% operational.
- To achieve 100% preventive maintenance inspection on all vehicles.
- Provide a more attractive van image by improving body condition
- Provide fewer interruptions for our passengers and improve quality & reliability.
- Provide more reliable service for passengers on wheelchairs.
- Provide better service, reduce road calls, increase reliability, and provide safer vehicles for customers.

**EXPENDITURES (5814)**

	ACTUAL 09-10	ACTUAL 10-11	AMENDED 11-12	ESTIMATED 11-12	PROPOSED 12-13
Personnel Services	209,607	208,906	217,327	213,327	205,576
Materials & Supplies	44,293	94,651	49,076	40,435	41,616
Contractual Services	22,390	15,547	33,976	30,778	29,900
TOTAL	276,290	319,154	300,379	248,540	277,092

FUND NUMBER	558 TRANSIT SYSTEM
DEPARTMENT NUMBER	58 TRANSIT SYSTEM
DIVISION NUMBER	15 TRAINING & SAFETY

**MISSION**

To ensure a safe and quality transportation services for our community and instill safety awareness in the work place.

**OBJECTIVES & PLANNED ACCOMPLISHMENTS**

- To reduce the total of preventable accidents/incidents by 20%
- To provide more customer service training to our drivers and supervisors so that they can provide more courteous and prompt attention to our customers.
- Develop and maintain a transportation system that provides for the safety and security of our customers.
- To provide a safer vehicles for our customers; thereby, reducing our insurance premiums and workers compensation claims.

**EXPENDITURES (5815)**

	ACTUAL 09-10	ACTUAL 10-11	AMENDED 11-12	ESTIMATED 11-12	PROPOSED 12-13
Personnel Services	62,840	62,206	64,481	64,481	63,263
Materials & Supplies	4,129	420	4,047	4,047	4,275
Contractual Services	646	333	1,456	956	1,517
TOTAL	67,615	62,959	69,984	69,484	69,054

FUND NUMBER	558 TRANSIT SYSTEM
DEPARTMENT NUMBER	58 TRANSIT SYSTEM
DIVISION NUMBER	30 BUILDING/GROUNDS MAINT.

**MISSION**

To provide a safe and hazard free workplace.

**OBJECTIVES & PLANNED ACCOMPLISHMENTS**

- To maintain all equipment and have contract inspections.
- To perform weekly maintenance of equipment and grounds.
- To increase security awareness by installing more surveillance cameras
- Promote employee safety awareness incentive programs
- To certify all utility employees for preventive maintenance inspections on all equipment
- To decrease equipment breakdowns

**EXPENDITURES (5830)**

	<b>ACTUAL 09-10</b>	<b>ACTUAL 10-11</b>	<b>AMENDED 11-12</b>	<b>ESTIMATED 11-12</b>	<b>PROPOSED 12-13</b>
Personnel Services	141,698	163,142	219,104	172,885	239,905
Materials & Supplies	36,303	46,155	52,531	38,075	34,617
Contractual Services	317,850	171,703	405,862	182,844	177,981
<b>TOTAL</b>	<b>495,851</b>	<b>381,000</b>	<b>677,497</b>	<b>393,854</b>	<b>452,503</b>



FUND NUMBER	558 TRANSIT SYSTEM
DEPARTMENT NUMBER	58 TRANSIT SYSTEM
DIVISION NUMBER	31 BUS STOPS/SHELTERS

**MISSION**

To provide a safe clean bus shelters for our patrons.

**OBJECTIVES & PLANNED ACCOMPLISHMENTS**

- To construct more sunshades on higher traffic routes.
- To provide sidewalks on bus routes with ADA accessibilities.
- To construct more bus bays.
- To provide more handicapped accessible shelters.
- To maintain bus shelters and sidewalks clean from debris and trash

**EXPENDITURES (5831)**

	ACTUAL 09-10	ACTUAL 10-11	AMENDED 11-12	ESTIMATED 11-12	PROPOSED 12-13
Personnel Services	102,793	100,601	108,467	103,332	100,397
Contractual Services	5,518	4,730	5,517	5,534	5,200
TOTAL	108,311	105,331	113,984	108,866	105,597

FUND NUMBER	558 TRANSIT SYSTEM
DEPARTMENT NUMBER	58 TRANSIT SYSTEM
DIVISION NUMBER	60 GENERAL ADMINISTRATION

## MISSION

Operate, and maintain an efficient public transportation system that meets the changing needs of our community.

## OBJECTIVES & PLANNED ACCOMPLISHMENTS

- Provide support analysis to improve overall bus service and efficiency. To comply with the Texas Clean Air Act and the American with Disabilities Act requiring vehicles to convert to a clean burning fuel and provide greater accessibility to the disabled.
- To reduce overtime and workers compensation claims
- Meet federal and state grant financial guidelines and deadlines.
- Increase training of staff in the City's Purchasing Policy
- To improve financial stability as a whole.
- To review and evaluate all routes to improve cost efficiency and customer relations
- To plan a ride check survey to determine boarding and alignments for all bus stops and use data to determine future shelters and benches analysis
- To update the Disadvantage Business Enterprise (DBE) Plan
- To promote public transportation through media and social events.
- To develop marketing campaigns, tailored to an individual's lifestyle and age group, to increase awareness of our public transportation services.
- To increase the promotion and development of marketing materials for enhancing public transportation awareness
- To increase customer loyalty by implementing a safe, efficient, and customer friendly public transportation service.
- To increase ridership by improving and providing different alternatives for using our public transportation system.
- To provide 100% customer level of satisfaction for all El Metro services
- To distribute updated El Lift policies and procedures and assist our El Lift customers.
- To implement new changes on El Lift policies and procedures
- To recertify El Lift clients
- To provide the most accurate information to the public on bus routes and schedules

## EXPENDITURES (5860)

	ACTUAL 09-10	ACTUAL 10-11	AMENDED 11-12	ESTIMATED 11-12	PROPOSED 12-13
Personnel Services	38,150	44,927	314,600	314,306	323,397
Materials & Supplies	6,066	9,869	19,093	20,118	24,625
Contractual Services	472,949	510,668	570,718	571,337	578,426
Other	7,754	12,518	15,050	15,050	15,020
TOTAL	524,919	577,982	919,461	920,811	941,468

**CITY OF LAREDO, TEXAS  
TRANSIT SYSTEM  
CAPITAL GRANTS FUND  
FY 2012 - 2013**

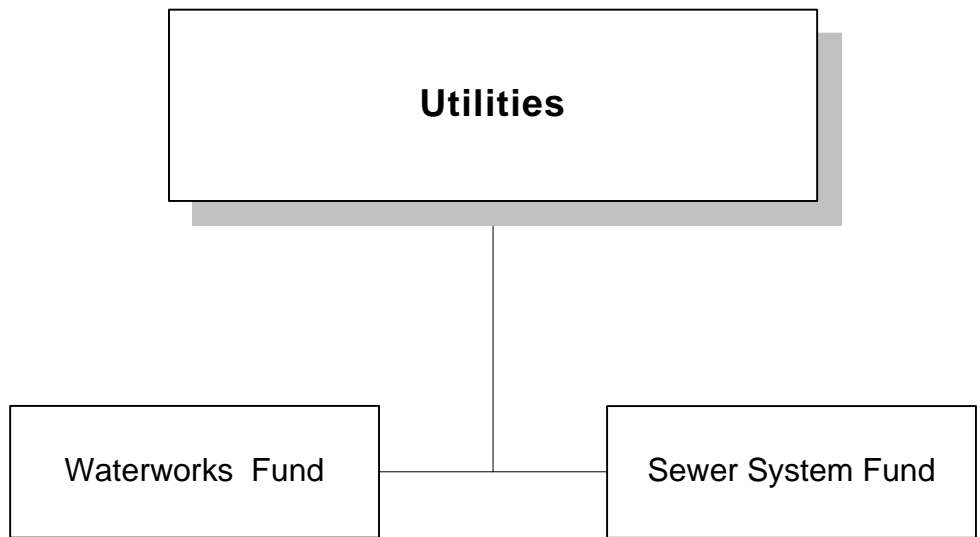
	<u>ACTUAL FY 09-10</u>	<u>ACTUAL FY 10-11</u>	<u>ORIGINAL BUDGET FY 11-12</u>	<u>AMENDED BUDGET FY 11-12</u>	<u>TOTAL ESTIMATE FY 11-12</u>	<u>PROPOSED BUDGET FY 12-13</u>
<b>OPENING BALANCE</b>	<b>\$1,641,970</b>	<b>\$2,181,140</b>	<b>\$422,485</b>	<b>\$2,244,207</b>	<b>\$2,244,207</b>	<b>\$899,899</b>
<b>REVENUES</b>						
<b>CAPITAL GRANTS - REVENUES</b>						
Intergovernmental Revenue	526,294	4,990,418	0	6,933,782	6,933,782	0
Other Financing Sources	862,512	443,250	0	87,500	587,500	650,000
<b>TOTAL CAPITAL GRANTS - REVENUES</b>	<b>1,388,806</b>	<b>5,433,668</b>	<b>0</b>	<b>7,021,282</b>	<b>7,521,282</b>	<b>650,000</b>
<b>COMB TAX &amp; REV CERT 2004</b>						
Rents, Royalties and Interest	1,373	717	600	600	390	200
<b>TOTAL COMB TAX &amp; REV CERT 2004</b>	<b>1,373</b>	<b>717</b>	<b>600</b>	<b>600</b>	<b>390</b>	<b>200</b>
<b>2008 PPFCO</b>						
Other Financing Sources	0	288	0	0	0	0
<b>TOTAL 2008 PPFCO</b>	<b>0</b>	<b>288</b>	<b>0</b>	<b>0</b>	<b>0</b>	<b>0</b>
<b>TOTAL REVENUES</b>	<b>1,390,179</b>	<b>5,434,672</b>	<b>600</b>	<b>7,021,882</b>	<b>7,521,672</b>	<b>650,200</b>
<b>TOTAL AVAILABLE</b>	<b>3,032,149</b>	<b>7,615,812</b>	<b>423,085</b>	<b>9,266,089</b>	<b>9,765,879</b>	<b>1,550,099</b>
<b>EXPENDITURES</b>						
<b>CAPITAL GRANTS - REVENUES</b>						
Other Charges	0	0	0	0	0	1,150,000
<b>TOTAL CAPITAL GRANTS - REVENUES</b>	<b>0</b>	<b>0</b>	<b>0</b>	<b>0</b>	<b>0</b>	<b>1,150,000</b>
<b>FTA CAP GRANT #TX-04-0055</b>						
Capital Outlay	0	0	0	3,186,250	3,186,250	0
<b>TOTAL FTA CAP GRANT #TX-04-0055</b>	<b>0</b>	<b>0</b>	<b>0</b>	<b>3,186,250</b>	<b>3,186,250</b>	<b>0</b>

**CITY OF LAREDO, TEXAS  
TRANSIT SYSTEM  
CAPITAL GRANTS FUND  
FY 2012 - 2013**

	<u>ACTUAL FY 09-10</u>	<u>ACTUAL FY 10-11</u>	<u>ORIGINAL BUDGET FY 11-12</u>	<u>AMENDED BUDGET FY 11-12</u>	<u>TOTAL ESTIMATE FY 11-12</u>	<u>PROPOSED BUDGET FY 12-13</u>
<b>NEW FREEDOM GRANT 08</b>						
Contractual Services	23,414	2,619	0	0	0	0
Capital Outlay	181,583	117,247	0	0	0	0
<b>TOTAL NEW FREEDOM GRANT 08</b>	<b>204,997</b>	<b>119,866</b>	<b>0</b>	<b>0</b>	<b>0</b>	<b>0</b>
<b>2009 ARRA #TX96X001</b>						
Capital Outlay	0	4,081,382	0	200,000	200,000	0
<b>TOTAL 2009 ARRA #TX96X001</b>	<b>0</b>	<b>4,081,382</b>	<b>0</b>	<b>200,000</b>	<b>200,000</b>	<b>0</b>
<b>ARRA GRANT/DOE-SECO GRANT</b>						
Capital Outlay	26,907	687,475	0	589,618	589,618	0
<b>TOTAL ARRA GRANT/DOE-SECO GRANT</b>	<b>26,907</b>	<b>687,475</b>	<b>0</b>	<b>589,618</b>	<b>589,618</b>	<b>0</b>
<b>NEW FREEDOM #51022F7072</b>						
Capital Outlay	0	273,280	0	0	0	0
<b>TOTAL NEW FREEDOM #51022F7072</b>	<b>0</b>	<b>273,280</b>	<b>0</b>	<b>0</b>	<b>0</b>	<b>0</b>
<b>NEW FREEDOM #51122F7087</b>						
Capital Outlay	0	0	0	276,781	276,781	0
<b>TOTAL NEW FREEDOM #51122F7087</b>	<b>0</b>	<b>0</b>	<b>0</b>	<b>276,781</b>	<b>276,781</b>	<b>0</b>
<b>NEW FREEDOM #51222F7094</b>						
Contractual Services	0	0	0	81,250	81,250	0
Capital Outlay	0	0	0	356,250	356,250	0
<b>TOTAL NEW FREEDOM #51222F7094</b>	<b>0</b>	<b>0</b>	<b>0</b>	<b>437,500</b>	<b>437,500</b>	<b>0</b>
<b>CAPITAL GRANT TX-03-0274</b>						
Contractual Services	0	0	0	27,487	27,487	0
Capital Outlay	0	142,533	0	1,043,506	1,043,506	0
<b>TOTAL CAPITAL GRANT TX-03-0274</b>	<b>0</b>	<b>142,533</b>	<b>0</b>	<b>1,070,993</b>	<b>1,070,993</b>	<b>0</b>

**CITY OF LAREDO, TEXAS  
TRANSIT SYSTEM  
CAPITAL GRANTS FUND  
FY 2012 - 2013**

	<u>ACTUAL FY 09-10</u>	<u>ACTUAL FY 10-11</u>	<u>ORIGINAL BUDGET FY 11-12</u>	<u>AMENDED BUDGET FY 11-12</u>	<u>TOTAL ESTIMATE FY 11-12</u>	<u>PROPOSED BUDGET FY 12-13</u>
<b>COMB TAX &amp; REV CERT 2004</b>						
Contractual Services	71	61	0	0	11	0
Other Charges	0	0	423,085	399,866	0	400,099
Capital Outlay	189,115	52,808	0	204,758	204,758	0
<b>TOTAL COMB TAX &amp; REV CERT 2004</b>	<b>189,186</b>	<b>52,869</b>	<b>423,085</b>	<b>604,624</b>	<b>204,769</b>	<b>400,099</b>
<b>FTA CAPITAL GRANT X299</b>						
Other Charges	0	0	0	1,929,446	1,929,446	0
<b>TOTAL FTA CAPITAL GRANT X299</b>	<b>0</b>	<b>0</b>	<b>0</b>	<b>1,929,446</b>	<b>1,929,446</b>	<b>0</b>
<b>FTA CAP. GRANT TX-04-0040</b>						
Materials and Supplies	21,106	1,581	0	3,067	3,067	0
Contractual Services	14,800	12,619	0	4,081	4,081	0
Capital Outlay	394,014	0	0	70,975	70,975	0
<b>TOTAL FTA CAP. GRANT TX-04-0040</b>	<b>429,920</b>	<b>14,200</b>	<b>0</b>	<b>78,123</b>	<b>78,123</b>	<b>0</b>
<b>FTA CAP. GRANT TX-04-0047</b>						
Capital Outlay	0	0	0	892,500	892,500	0
<b>TOTAL FTA CAP. GRANT TX-04-0047</b>	<b>0</b>	<b>0</b>	<b>0</b>	<b>892,500</b>	<b>892,500</b>	<b>0</b>
<b>TOTAL EXPENDITURES</b>	<b>851,009</b>	<b>5,371,605</b>	<b>423,085</b>	<b>9,265,835</b>	<b>8,865,980</b>	<b>1,550,099</b>
<b>CLOSING BALANCE</b>	<b>\$2,181,140</b>	<b>\$2,244,207</b>	<b>\$0</b>	<b>\$254</b>	<b>\$899,899</b>	<b>\$0</b>



**CITY OF LAREDO, TEXAS  
WATERWORKS SYSTEM  
OPERATING FUND  
FY 2012 - 2013**

	<u>ACTUAL FY 09-10</u>	<u>ACTUAL FY 10-11</u>	<u>ORIGINAL BUDGET FY 11-12</u>	<u>AMENDED BUDGET FY 11-12</u>	<u>TOTAL ESTIMATE FY 11-12</u>	<u>PROPOSED BUDGET FY 12-13</u>
<b>OPENING BALANCE</b>	<b>\$16,824,330</b>	<b>\$17,457,777</b>	<b>\$17,765,750</b>	<b>\$17,864,615</b>	<b>\$17,864,615</b>	<b>\$17,091,672</b>
<b>REVENUES</b>						
Licenses and Permits	3,136	1,018	1,000	1,000	1,687	1,687
Intergovernmental Revenue	21,427	0	0	0	0	0
Charges for Services	25,495,166	31,431,680	30,766,246	30,766,246	32,691,783	34,656,208
Fees and Collections	242,880	331,435	283,389	283,389	320,026	310,000
Rents, Royalties and Interest	121,919	83,604	40,250	40,250	80,057	60,677
Reimburse and Miscellaneous	3,289,072	3,355,933	3,212,433	3,212,433	3,360,336	4,222,433
<b>TOTAL REVENUES</b>	<b>29,173,600</b>	<b>35,203,671</b>	<b>34,303,318</b>	<b>34,303,318</b>	<b>36,453,889</b>	<b>39,251,005</b>
<b>TOTAL AVAILABLE</b>	<b>45,997,930</b>	<b>52,661,448</b>	<b>52,069,068</b>	<b>52,167,933</b>	<b>54,318,504</b>	<b>56,342,677</b>
<b>EXPENDITURES</b>						
<b>ADMINISTRATION &amp; GENERAL</b>						
Personnel Services	929,745	980,770	1,075,052	1,075,052	940,486	1,393,331
Materials and Supplies	40,434	32,263	89,939	90,090	69,481	71,672
Contractual Services	1,695,854	1,751,764	2,053,285	2,059,970	2,069,468	2,597,707
Other Charges	127,617	85,621	72,653	72,653	69,034	72,653
Capital Outlay	0	0	40,000	40,000	40,000	60,580
Intergovernmental Transfers	10,364,212	17,281,310	16,950,117	15,898,955	17,686,315	16,508,380
<b>TOTAL ADMINISTRATION &amp; GENERAL</b>	<b>13,157,861</b>	<b>20,131,727</b>	<b>20,281,046</b>	<b>19,236,720</b>	<b>20,874,784</b>	<b>20,704,323</b>
<b>ENGINEERING</b>						
Personnel Services	734,861	754,224	1,043,884	1,043,884	815,907	1,237,153
Materials and Supplies	32,674	45,792	66,600	65,660	54,564	64,029
Contractual Services	59,088	76,211	109,383	112,630	112,630	121,342
Other Charges	355	400	400	400	400	400
Capital Outlay	0	144,212	48,000	83,658	83,658	66,000
<b>TOTAL ENGINEERING</b>	<b>826,978</b>	<b>1,020,839</b>	<b>1,268,267</b>	<b>1,306,232</b>	<b>1,067,159</b>	<b>1,488,924</b>

**CITY OF LAREDO, TEXAS  
WATERWORKS SYSTEM  
OPERATING FUND  
FY 2012 - 2013**

	<u>ACTUAL FY 09-10</u>	<u>ACTUAL FY 10-11</u>	<u>ORIGINAL BUDGET FY 11-12</u>	<u>AMENDED BUDGET FY 11-12</u>	<u>TOTAL ESTIMATE FY 11-12</u>	<u>PROPOSED BUDGET FY 12-13</u>
<b>UTILITY BILLING</b>						
Personnel Services	1,760,110	1,841,716	2,039,522	2,039,522	1,782,910	2,103,832
Materials and Supplies	576,417	568,409	959,202	995,001	953,422	1,007,835
Contractual Services	593,121	620,649	691,973	713,707	716,936	767,498
Capital Outlay	1,065	79,023	26,920	28,336	28,336	72,500
<b>TOTAL UTILITY BILLING</b>	<b>2,930,714</b>	<b>3,109,797</b>	<b>3,717,617</b>	<b>3,776,566</b>	<b>3,481,604</b>	<b>3,951,665</b>
<b>ASSET MANAGEMENT</b>						
Personnel Services	245,897	252,144	267,263	267,263	242,364	286,674
Materials and Supplies	2,520	4,400	12,456	12,456	13,346	16,220
Contractual Services	11,691	21,373	34,467	35,101	35,101	45,031
Capital Outlay	0	0	60,000	60,000	60,000	0
<b>TOTAL ASSET MANAGEMENT</b>	<b>260,108</b>	<b>277,918</b>	<b>374,186</b>	<b>374,820</b>	<b>350,811</b>	<b>347,925</b>
<b>WATER TREATMENT</b>						
Personnel Services	1,664,720	1,805,672	1,855,281	1,855,281	1,769,364	1,988,245
Materials and Supplies	1,286,094	1,174,224	1,565,771	1,609,164	1,580,998	1,616,710
Contractual Services	3,463,623	4,093,413	4,092,478	4,234,258	4,253,758	4,269,098
Capital Outlay	0	85,944	75,000	75,000	75,000	101,000
<b>TOTAL WATER TREATMENT</b>	<b>6,414,438</b>	<b>7,159,253</b>	<b>7,588,530</b>	<b>7,773,703</b>	<b>7,679,120</b>	<b>7,975,053</b>
<b>TRANSMISSION &amp; DISTRIBUTION</b>						
Personnel Services	1,984,736	1,294,621	1,919,289	1,919,289	1,236,495	1,989,927
Materials and Supplies	881,667	786,529	1,029,091	1,029,502	976,179	1,011,246
Contractual Services	734,418	584,299	970,315	979,098	1,017,058	1,045,801
Other Charges	0	34,782	0	0	0	0
Capital Outlay	0	0	121,480	121,480	121,480	530,717
<b>TOTAL TRANSMISSION &amp; DISTRIBUTION</b>	<b>3,600,821</b>	<b>2,700,232</b>	<b>4,040,175</b>	<b>4,049,369</b>	<b>3,351,212</b>	<b>4,577,691</b>



**CITY OF LAREDO, TEXAS  
WATERWORKS SYSTEM  
OPERATING FUND  
FY 2012 - 2013**

	<u>ACTUAL FY 09-10</u>	<u>ACTUAL FY 10-11</u>	<u>ORIGINAL BUDGET FY 11-12</u>	<u>AMENDED BUDGET FY 11-12</u>	<u>TOTAL ESTIMATE FY 11-12</u>	<u>PROPOSED BUDGET FY 12-13</u>
<b>WATER POLLUTION CONTROL</b>						
Personnel Services	345,700	370,390	393,429	393,429	270,815	383,097
Materials and Supplies	18,916	21,831	63,898	64,088	57,109	63,657
Contractual Services	27,591	35,609	79,700	88,818	94,218	91,012
Capital Outlay	0	14,919	0	0	0	0
<b>TOTAL WATER POLLUTION CONTROL</b>	<b>392,207</b>	<b>442,748</b>	<b>537,027</b>	<b>546,335</b>	<b>422,142</b>	<b>537,766</b>
<b>TOTAL EXPENDITURES</b>	<b>27,583,126</b>	<b>34,842,515</b>	<b>37,806,848</b>	<b>37,063,745</b>	<b>37,226,832</b>	<b>39,583,347</b>
<b>CLOSING BALANCE</b>	<b>\$18,414,804</b>	<b>\$17,818,932</b>	<b>\$14,262,220</b>	<b>\$15,104,188</b>	<b>\$17,091,672</b>	<b>\$16,759,330</b>
<b>ADJUSTMENTS</b>						
COMPENSATED ABSENCES	3,456	45,683	0	0	0	0
OTHER	97	0	0	0	0	0
PRIOR PERIOD ADJUSTMENTS	(960,580)	0	0	0	0	0
<b>TOTAL ADJUSTMENTS</b>	<b>(957,027)</b>	<b>45,683</b>	<b>0</b>	<b>0</b>	<b>0</b>	<b>0</b>
<b>ADJUSTED CLOSING BALANCE</b>	<b>\$17,457,777</b>	<b>\$17,864,615</b>	<b>\$14,262,220</b>	<b>\$15,104,188</b>	<b>\$17,091,672</b>	<b>\$16,759,330</b>



**City of Laredo, Texas**  
**Utilities Department (Water System - Operations)**  
**Major Fund Changes**  
**FY 2012-2013**

**EXPENDITURES (Continue)**

Capital Outlay

Administration:

One (1) Full Size, F150, crew cab, short bed truck	20,580
One (1) Full Size, Suburban	40,000

Engineering:

Utilities locator ground penetration radar	30,000
Two (2) F150 ext. cab trucks with constant lights	36,000

Utility Billing:

Replace two (2) 2005 Ford Rangers with mid-size 4 cylinder	29,000
Replace 2001 model with a Ford F350 passenger van	25,500
One (1) Full Size, F150 full size, regular cab, short bed truck	18,000

Water Treatment:

6" diesel pump	32,000
El Pico booster station PLC	30,000
One commercial rider mower	14,000
One (1) 1/2 ton, extended cab truck	25,000

Transmission & Distribution:

Two (2) replacement trailers for backhoes	25,480
One (1) GPS Unit	25,000
One 18" heavy duty utility trailer for transportation shoring system	12,000
Two (2) replacement backhoes	120,000
One (1) replacement backhoe with hydraulic hammer	75,000
Two (2) F250 pick up trucks	41,482
One (1) F550 utility crew cab truck	45,000
Two (2) replacement dump trucks	186,755

Capital Outlay Fiscal Year 2012

(371,400)

**Total Net Change from FY 2012 to 2013**

**\$ 1,776,499**

CITY OF LAREDO  
DEPARTMENT REQUESTS  
UTILITIES - WATERWORKS  
FY 2012-2013

PERSONNEL REQUESTS

Division	Title	Grd.	New	Del	Estimated Salary	Approved Yes/ No
Administration	Micro Computer Specialist	R33	1		\$ 30,118	No
	Custodian	R23	1		16,848	No
Engineering	Engineering Technician	R33	1		30,118	No
Utility Billing	Clerk I	R23	1		16,848	No
	Water Meter Service	R26	2		38,938	No
Water Treatment	Groundskeeper	R23	1		16,848	No
	Plant Operator I	R27	3		61,963	No
	Chief Operator	R34	1		32,219	No
Transmission & Distribution	Utility Systems Mechanic	R25	2		42,848	No
	Heavy Truck Driver	R26	1		22,485	No
	Utility Maintenance Worker	R23	2		38,563	No
Water Pollution Control	WPC Field Inspector	R27	1		20,654	No
	Environmental Technician	R33	1		30,118	No
	Total		18		\$ 398,570	

WATERWORKS - CONTINUED

CAPITAL OUTLAY REQUESTS

Division	Description	Amount	Approved Yes/ No
Administration	Automotive		
	One full size F150, crew cab, short bed truck	\$ 20,580	Yes
	One full size suburban	40,000	Yes
Engineering	Machinery & Equipment		
	Utilities locator ground penetration radar	30,000	Yes
	Automotive		
	Two F-150 ext. cab trucks w/ const. lights at \$18K ea.	36,000	Yes
Utility Billing	Automotive		
	Replace two 2005 Ford Rangers with mid-size, 4 cylinder short bed trucks at \$14,500 ea.	29,000	Yes
	Replace 2001 model with a Ford F350 passenger van	25,500	Yes
	One F-150 full size, regular cab, short bed truck	18,000	Yes
Water Treatment	Machinery & Equipment		
	6" diesel pump	32,000	Yes
	El Pico booster station PLC	30,000	Yes
	Automotive		
	One commercial rider mower	14,000	Yes
	One 1/2 ton, extended cab truck	25,000	Yes
Transmission & Distribution	Machinery & Equipment		
	Two replacement trailers for backhoes (@\$12,740 ea.)	25,480	Yes
	One GPS Unit	25,000	Yes
	One 18" utility trailer for transp. shoring syst.	12,000	Yes
	Automotive		
	Two replacement backhoes (@\$60,000 each)	120,000	Yes
	One replacement backhoe with hydraulic hammer	75,000	Yes
	Two replacement F250 pick up trucks (@\$20,741 ea.)	41,482	Yes
One F550 utility crew cab truck	45,000	Yes	
	Two replacement dump trucks (@\$93,377 ea)	186,755	Yes
		Total	\$ 830,797

FUND NUMBER	557 WATERWORKS SYSTEM
DEPARTMENT NAME	UTILITIES
DEPARTMENT NUMBER	41 WATERWORKS
DIVISION NUMBER	12 ENGINEERING

**MISSION**

To review, approve and inspect all water and wastewater systems constructed for the City of Laredo and assure their integrity by implementing the City’s standards and specifications in their design and construction phases.

**OBJECTIVES & PLANNED ACCOMPLISHMENTS**

- To manage the department’s infrastructure improvement projects assuring time lines and cost estimates.
- To provide a higher level of quality in all systems constructed for the City of Laredo through the platting process and by expanding and improving water and sewer projects for our service area.
- To finalize plat reviews within the stipulated time frame as per the One-Stop Shop.
- To meet time lines in all projects and keep costs within budgeted amounts.

**EXPENDITURES**

	ACTUAL 09-10	ACTUAL 10-11	AMENDED 11-12	ESTIMATED 11-12	PROPOSED 12-13
Personnel Services	734,861	754,223	1,043,884	815,907	1,237,153
Materials & Supplies	32,673	45,793	65,660	54,564	64,029
Contractual Services	59,088	76,211	112,630	112,630	121,342
Other Charges	355	400	400	400	400
Capital Outlay	-	144,212	83,658	83,658	66,000
<b>Total</b>	<b>826,977</b>	<b>1,020,839</b>	<b>1,306,232</b>	<b>1,067,159</b>	<b>1,488,924</b>

**PERSONNEL POSITION LISTING**

DEPT	DIV	AUTH #	POSITION NO.	GRADE	POSITION TITLE	12-13 PROPOSED ANNUAL RATE
41	12	69	20013	R27	CLERK III	21,070
41	12	13	40366	R29	DRAFTING TECHNICIAN	32,906
41	12	141	45007	R31	GEOGRAPHIC INF. SYSTEMS TECH.	32,573
41	12	21	40454	R32	CONSTRUCTION INSPECTOR	34,319
41	12	24	40454	R32	CONSTRUCTION INSPECTOR	34,319
41	12	72	40454	R32	CONSTRUCTION INSPECTOR	46,342
41	12	76	40454	R32	CONSTRUCTION INSPECTOR	40,476
41	12	77	40454	R32	CONSTRUCTION INSPECTOR	41,266
41	12	3	40451	R32	WATER SUPPLY INSPECTOR	45,468
41	12	71	40458	R33	ENGINEERING TECHNICIAN	35,464
41	12	5	35014	R37	ENGINEERING ASSOCIATE I	66,393
41	12	1	35024	R40	ENGINEERING ASSOCIATE II	83,574
41	12	8	35026	R42	CIVIL ENGINEER II (P.E.)	82,679
41	12	73	35026	R42	CIVIL ENGINEER II (P.E.)	99,881
41	12	74	35026	R42	CIVIL ENGINEER II (P.E.)	86,007
41	12	75	35026	R42	CIVIL ENGINEER II (P.E.)	86,007
<b>TOTAL COUNT</b>			<b>16</b>		<b>TOTAL SALARIES</b>	<b>868,744</b>

FUND NUMBER	557 WATERWORKS SYSTEM
DEPARTMENT NAME	UTILITIES
DEPARTMENT NUMBER	41 WATERWORKS
DIVISION NUMBER	12 ENGINEERING

PERFORMANCE MEASURES

	ACTUAL 09-10	ACTUAL 10-11	ESTIMATED 11-12	PROPOSED 12-13
<b>Workload Measures</b>				
<i>Inputs</i>				
Number of Engineers	3	4	5	6
Number of Engineering Associates	3	3	2	1
Number of Water Supply & Construction Inspectors	7	7	7	7
Number of Plats, Replats and Projects received	143	143	140	150
Number of Water & Wastewater Agreements, Water Availability, Annexation & Reimbursement Contracts received	28	28	20	15
Number of Technical Review Board Projects, Utility Coordination Projects received	93	93	90	150
Number of Pre-Construction Meetings, Final Inspections for Plats, Replats and Projects received	145	145	150	150
<i>Outputs</i>				
Number of Plats, Replats and Projects reviewed	143	143	140	150
Number of Water & Wastewater Agreements, Water Availability, Annexation & Reimbursement Contracts reviewed	28	28	20	15
Number of Technical review Board Projects, Utility Coordination Projects reviewed	93	93	90	150
Number of Pre-Construction Meetings, Final Inspections for Plats, Replats and Projects received	145	145	150	150
<b>Effectiveness Measures</b>				
Number of Plats, Replats and Projects reviewed monthly	100%	100%	100%	100%
Number of Building Permits and Right-of-way Excavation Permits reviewed in a monthly basis	100%	100%	100%	100%
Number of Water & Wastewater Agreements, Water Availability, Annexation & Reimbursement Contracts reviewed monthly	100%	100%	100%	100%
Number of Pre-Construction Meetings, Final Inspections for Plats, Replats and Projects received reviewed monthly	100%	100%	100%	100%
Number of Technical review Board Projects, Utility Coordination Projects reviewed monthly	100%	100%	100%	100%

FUND NUMBER	557 WATERWORKS SYSTEM
DEPARTMENT NAME	UTILITIES
DEPARTMENT NUMBER	41 WATERWORKS
DIVISION NUMBER	15 UTILITY BILLING

**MISSION**

To provide excellent customer service and accurate billing and to maximize the collection of all utility accounts.

**OBJECTIVES & PLANNED ACCOMPLISHMENTS**

- To reduce the abandon call rate for the Call Center to 6.0% by the end of the fiscal year.
- To maintain the percentage of monthly meter reading accuracy at 99.8% or above.
- To maintain monthly receivables over 60 days to 1% or less of the total of all accounts.

**EXPENDITURES**

	ACTUAL 09-10	ACTUAL 10-11	AMENDED 11-12	ESTIMATED 11-12	PROPOSED 12-13
Personnel Services	1,760,110	1,841,716	2,039,522	1,782,910	2,103,832
Materials & Supplies	576,417	568,408	995,001	953,422	1,007,835
Contractual Services	593,123	620,650	713,707	716,936	767,498
Capital Outlay	1,065	79,023	28,336	28,336	72,500
<b>Total</b>	2,930,715	3,109,797	3,776,566	3,481,604	3,951,665

**PERSONNEL POSITION LISTING**

DEPT	DIV	AUTH #	POSITION NO.	GRADE	POSITION TITLE	12-13 PROPOSED ANNUAL RATE
41	15	21	20251	R25	CLERK II	21,674
41	15	1	82201	R26	WATER METER READER	21,944
41	15	2	82201	R26	WATER METER READER	20,862
41	15	3	82201	R26	WATER METER READER	19,864
41	15	4	82201	R26	WATER METER READER	20,467
41	15	14	82201	R26	WATER METER READER	19,864
41	15	15	82201	R26	WATER METER READER	19,864
41	15	16	82201	R26	WATER METER READER	19,864
41	15	17	82201	R26	WATER METER READER	20,467
41	15	18	82201	R26	WATER METER READER	19,864
41	15	14	82202	R26	WATER METER SERVICER	33,675



FUND NUMBER  
DEPARTMENT NAME  
DEPARTMENT NUMBER  
DIVISION NUMBER

557 WATERWORKS SYSTEM  
UTILITIES  
41 WATERWORKS  
15 UTILITY BILLING

PERSONNEL POSITION LISTING - CONTINUED

DEPT	DIV	AUTH #	POSITION NO.	GRADE	POSITION TITLE	12-13 PROPOSED ANNUAL RATE
41	15	15	82202	R26	WATER METER SERVICER	30,410
41	15	16	82202	R26	WATER METER SERVICER	21,674
41	15	17	82202	R26	WATER METER SERVICER	32,989
41	15	18	82202	R26	WATER METER SERVICER	20,467
41	15	19	82202	R26	WATER METER SERVICER	29,994
41	15	19	82202	R26	WATER METER SERVICER	23,421
41	15	28	82202	R26	WATER METER SERVICER	22,568
41	15	37	82202	R26	WATER METER SERVICER	24,752
41	15	85	82202	R26	WATER METER SERVICER	21,674
41	15	86	82202	R26	WATER METER SERVICER	21,674
41	15	87	82202	R26	WATER METER SERVICER	19,864
41	15	88	82202	R26	WATER METER SERVICER	27,394
41	15	92	82202	R26	WATER METER SERVICER	20,862
41	15	90	40323	R27	TELLER	21,694
41	15	91	40323	R27	TELLER	21,694
41	15	1	71221	R27	WATER METER READER CREW LEADER	32,178
41	15	69	40322	R28	CUSTOMER SVC. REPRESENTATIVE	26,208
41	15	70	40322	R28	CUSTOMER SVC. REPRESENTATIVE	32,885
41	15	71	40322	R28	CUSTOMER SVC. REPRESENTATIVE	24,398
41	15	73	40322	R28	CUSTOMER SVC. REPRESENTATIVE	29,744
41	15	74	40322	R28	CUSTOMER SVC. REPRESENTATIVE	32,094
41	15	75	40322	R28	CUSTOMER SVC. REPRESENTATIVE	32,822
41	15	76	40322	R28	CUSTOMER SVC. REPRESENTATIVE	23,005
41	15	78	40322	R28	CUSTOMER SVC. REPRESENTATIVE	36,421
41	15	80	40322	R28	CUSTOMER SVC. REPRESENTATIVE	24,877
41	15	81	40322	R28	CUSTOMER SVC. REPRESENTATIVE	24,398
41	15	82	40322	R28	CUSTOMER SVC. REPRESENTATIVE	23,462
41	15	83	40322	R28	CUSTOMER SVC. REPRESENTATIVE	23,005
41	15	84	40322	R28	CUSTOMER SVC. REPRESENTATIVE	23,005
41	15	25	71897	R28	UTILITY SYSTEMS CREW LEADER	35,069
41	15	72	40080	R31	CUSTOMER SVC. REPRESENTATIVE II	31,803
41	15	2	40325	R34	CUSTOMER SERVICE SUPERVISOR	42,432
41	15	1	23000	R34	UTILITY COLLECTIONS SUPERVISOR	45,490
41	15	5	20015	R35	ADMINISTRATIVE ASSISTANT II	54,267
41	15	2	23001	R36	UTILITY BILLING SUPERVISOR	54,579
41	15	1	10046	R38	CUSTOMER SERVICE SUPT.	76,877
<b>TOTAL COUNT</b>			<b>47</b>		<b>TOTAL SALARIES</b>	<b>1,328,558</b>

FUND NUMBER	557 WATERWORKS SYSTEM
DEPARTMENT NAME	UTILITIES
DEPARTMENT NUMBER	41 WATERWORKS
DIVISION NUMBER	15 UTILITY BILLING

PERFORMANCE MEASURES

	ACTUAL 09-10	ACTUAL 10-11	ESTIMATED 11-12	PROPOSED 12-13
<b>Workload Measures</b>				
<i>Input</i>				
Average number of calls received	6,493	7,561	8,173	7,500
Average number of meters read	61,675	63,031	64,434	65,723
<i>Outputs</i>				
Average number of abandoned calls	396	746	1,061	800
Average number of meters estimated	132	124	158	140
Average number of delinquent accounts 60 days and older	349	388	472	450
Average number of meters read incorrectly	82	73	56	54
<i>Service Quality</i>				
% of abandoned calls	5.7%	9.9%	13.0%	10.7%
% of meter reading accuracy	99.87%	99.88%	99.91%	99.92%
% of total accounts over 60 days on the aged receivables	0.6%	0.6%	0.7%	0.7%

FUND NUMBER	557 WATERWORKS SYSTEM
DEPARTMENT NAME	UTILITIES
DEPARTMENT NUMBER	41 WATERWORKS
DIVISION NUMBER	20 WATER TREATMENT

**MISSION**

To provide safe drinking water to customers that exceeds all state and federal regulations. Also, to effectively and efficiently manage the treatment and production through the operation and maintenance to meet water supply needs.

**OBJECTIVES & PLANNED ACCOMPLISHMENTS**

- Continue to improve the efficiency of chemical usage, electrical usage, equipment maintenance, and grounds maintenance to the existing operations and equipment performances
- Continue to improve the efficiency of operations through proper training and employee involvement
- To review the design and construction of water facilities to ensure the system reliability

**EXPENDITURES**

	ACTUAL 09-10	ACTUAL 10-11	ORIGINAL 11-12	ADJUSTED 11-12	PROPOSED 12-13
Personnel Services	1,664,721	1,805,672	1,855,281	1,769,364	1,988,245
Materials & Supplies	1,286,094	1,174,224	1,609,164	1,580,998	1,616,710
Contractual Services	3,463,625	4,093,413	4,234,258	4,253,758	4,269,098
Capital Outlay	-	85,944	75,000	75,000	101,000
<b>Total</b>	6,414,440	7,159,253	7,773,703	7,679,120	7,975,053

**PERSONNEL POSITION LISTING**

DEPT	DIV	AUTH #	POSITION NO.	GRADE	POSITION TITLE	12-13 PROPOSED ANNUAL RATE
41	20	118	80666	R23	GROUNDSKEEPER	23,171
41	20	119	80666	R23	GROUNDSKEEPER	17,181
41	20	11	81969	R25	UTILITY SYSTEMS MECHANIC	23,858
41	20	27	81969	R25	UTILITY SYSTEMS MECHANIC	27,206
41	20	28	81969	R25	UTILITY SYSTEMS MECHANIC	25,189
41	20	30	81969	R25	UTILITY SYSTEMS MECHANIC	18,949
41	20	38	81969	R25	UTILITY SYSTEMS MECHANIC	24,773
41	20	39	81969	R25	UTILITY SYSTEMS MECHANIC	22,526
41	20	170	81969	R25	UTILITY SYSTEMS MECHANIC	24,814
41	20	171	81969	R25	UTILITY SYSTEMS MECHANIC	22,526
41	20	172	81969	R25	UTILITY SYSTEMS MECHANIC	22,526
41	20	173	81969	R25	UTILITY SYSTEMS MECHANIC	22,526

FUND NUMBER	557 WATERWORKS SYSTEM
DEPARTMENT NAME	UTILITIES
DEPARTMENT NUMBER	41 WATERWORKS
DIVISION NUMBER	20 WATER TREATMENT

PERSONNEL POSITION LISTING - CONTINUED

DEPT	DIV	AUTH #	POSITION NO.	GRADE	POSITION TITLE	12-13 PROPOSED ANNUAL RATE
41	20	77	70465	R27	HEAVY EQUIPMENT OPERATOR	31,034
41	20	89	70465	R27	HEAVY EQUIPMENT OPERATOR	25,542
41	20	2	71550	R27	PLANT OPERATOR I	26,728
41	20	169	71550	R27	PLANT OPERATOR I	21,278
41	20	174	71550	R27	PLANT OPERATOR I	21,861
41	20	10	70450	R28	ELECTRICIAN JOURNEYMAN	46,197
41	20	28	71897	R28	UTILITY SYSTEMS CREW LEADER	35,485
41	20	29	71897	R28	UTILITY SYSTEMS CREW LEADER	43,056
41	20	1	71551	R30	PLANT OPERATOR II	29,057
41	20	21	71551	R30	PLANT OPERATOR II	25,834
41	20	25	71551	R30	PLANT OPERATOR II	37,627
41	20	167	20014	R32	ADMINISTRATIVE ASSISTANT I	34,486
41	20	177	45010	R32	ELECTRICAL & CTRL SYSTEM SUPVR	28,704
41	20	176	72222	R33	PLANT MAINTENANCE SUPERVISOR	30,722
41	20	5	71544	R33	PLANT OPERATOR III	32,177
41	20	8	71544	R33	PLANT OPERATOR III	36,442
41	20	11	71544	R33	PLANT OPERATOR III	36,941
41	20	13	71544	R33	PLANT OPERATOR III	40,477
41	20	14	71544	R33	PLANT OPERATOR III	36,504
41	20	15	71544	R33	PLANT OPERATOR III	36,275
41	20	16	71544	R33	PLANT OPERATOR III	40,810
41	20	22	71544	R33	PLANT OPERATOR III	33,634
41	20	27	71544	R33	PLANT OPERATOR III	36,504
41	20	7	70188	R34	BUILDING & GROUNDS SUPERVISOR	38,314
41	20	168	10044	R36	ASSISTANT SUPERINTENDENT	53,580
41	20	1	12205	R38	WATER TREATMENT SUPERINTENDENT	69,721
<b>TOTAL COUNT</b>			<b>38</b>		<b>TOTAL SALARIES</b>	<b>1,204,234</b>

PERFORMANCE MEASURES

	ACTUAL 09-10	ACTUAL 10-11	ESTIMATED 11-12	PROPOSED 12-13
<b>Workload Measures</b>				
Treated Monthly Average (MG)	1,440.000	1440.000	1,440.000	1,440.000
Total Chemical Cost/MG	\$71.00	\$74.00	\$74.00	\$74.00
<b>Efficiency Measures</b>				
Cost per million gallons treated	\$546.00	\$495.00	\$450.00	\$440.00

FUND NUMBER	557 WATERWORKS SYSTEM
DEPARTMENT NAME	UTILITIES
DEPARTMENT NUMBER	41 WATERWORKS
DIVISION NUMBER	30 TRANSMISSION & DISTRIBUTION

**MISSION**

To increase customer satisfaction by providing uninterrupted service, sufficient output and adequate pressure at all times.

**OBJECTIVES & PLANNED ACCOMPLISHMENTS**

- To provide a continuous amount of potable water with ample pressure to all residential, commercial, and industrial water consumers as well for fire fighters in their fire extinguishing efforts
- To improve water pressure by looping the main lines and restructuring the various pressure zones.
- To provide expedient service and cultivate customer satisfaction.
- To provide employees with the necessary training to obtain their CDL driver’s license and the required certification from the Texas Commission of Environmental Quality
- To reduce service interruptions caused by line breaks by servicing and replacing water mains

**EXPENDITURES**

	ACTUAL 09-10	ACTUAL 10-11	AMENDED 11-12	ESTIMATED 11-12	PROPOSED 12-13
Personnel Services	1,984,735	1,294,622	1,919,289	1,236,495	1,989,927
Materials & Supplies	881,665	786,527	1,029,502	976,179	1,011,246
Contractual Services	734,419	584,299	979,098	1,017,058	1,045,801
Capital Outlay	-	34,782	121,480	121,480	530,717
<b>Total</b>	<b>3,600,819</b>	<b>2,700,230</b>	<b>4,049,369</b>	<b>3,351,212</b>	<b>4,577,691</b>

**PERSONNEL POSITION LISTING**

DEPT	DIV	AUTH #	POSITION NO.	GRADE	POSITION TITLE	12-13 PROPOSED ANNUAL RATE
41	30	9	81201	R23	UTILITY MAINTENANCE WORKER	20,259
41	30	15	81201	R23	UTILITY MAINTENANCE WORKER	20,862
41	30	16	81201	R23	UTILITY MAINTENANCE WORKER	20,176
41	30	17	81201	R23	UTILITY MAINTENANCE WORKER	20,259
41	30	18	81201	R23	UTILITY MAINTENANCE WORKER	21,362
41	30	20	81201	R23	UTILITY MAINTENANCE WORKER	21,486
41	30	22	81201	R23	UTILITY MAINTENANCE WORKER	19,718

FUND NUMBER	557 WATERWORKS SYSTEM
DEPARTMENT NAME	UTILITIES
DEPARTMENT NUMBER	41 WATERWORKS
DIVISION NUMBER	30 TRANSMISSION & DISTRIBUTION

PERSONNEL POSITION LISTING - CONTINUED

DEPT	DIV	AUTH #	POSITION NO.	GRADE	POSITION TITLE	12-13 PROPOSED ANNUAL RATE
41	30	24	81201	R23	UTILITY MAINTENANCE WORKER	21,486
41	30	25	81201	R23	UTILITY MAINTENANCE WORKER	20,259
41	30	218	81201	R23	UTILITY MAINTENANCE WORKER	20,259
41	30	219	81201	R23	UTILITY MAINTENANCE WORKER	20,259
41	30	23	81969	R25	UTILITY SYSTEMS MECHANIC	22,526
41	30	36	81969	R25	UTILITY SYSTEMS MECHANIC	29,141
41	30	37	81969	R25	UTILITY SYSTEMS MECHANIC	23,858
41	30	38	81969	R25	UTILITY SYSTEMS MECHANIC	23,858
41	30	86	81988	R26	HEAVY TRUCK DRIVER	24,107
41	30	87	81988	R26	HEAVY TRUCK DRIVER	23,629
41	30	88	81988	R26	HEAVY TRUCK DRIVER	23,629
41	30	91	81988	R26	HEAVY TRUCK DRIVER	25,022
41	30	92	81988	R26	HEAVY TRUCK DRIVER	19,864
41	30	93	81988	R26	HEAVY TRUCK DRIVER	24,336
41	30	114	20013	R27	CLERK III	27,914
41	30	206	70465	R27	HEAVY EQUIPMENT OPERATOR	26,728
41	30	207	70465	R27	HEAVY EQUIPMENT OPERATOR	21,070
41	30	212	70465	R27	HEAVY EQUIPMENT OPERATOR	36,650
41	30	215	70465	R27	HEAVY EQUIPMENT OPERATOR	21,070
41	30	216	70465	R27	HEAVY EQUIPMENT OPERATOR	25,542
41	30	217	70465	R27	HEAVY EQUIPMENT OPERATOR	21,070
41	30	223	70465	R27	HEAVY EQUIPMENT OPERATOR	25,542
41	30	22	71897	R28	UTILITY SYSTEMS CREW LEADER	32,240
41	30	23	71897	R28	UTILITY SYSTEMS CREW LEADER	32,261
41	30	27	71897	R28	UTILITY SYSTEMS CREW LEADER	30,410
41	30	31	71897	R28	UTILITY SYSTEMS CREW LEADER	36,005
41	30	32	71897	R28	UTILITY SYSTEMS CREW LEADER	30,992
41	30	34	71897	R28	UTILITY SYSTEMS CREW LEADER	30,680
41	30	36	71897	R28	UTILITY SYSTEMS CREW LEADER	34,570
41	30	220	71897	R28	UTILITY SYSTEMS CREW LEADER	32,261
41	30	222	71897	R28	UTILITY SYSTEMS CREW LEADER	30,410
41	30	5	71898	R32	UTILITY SYSTEMS SUPERVISOR	43,658
41	30	6	71898	R32	UTILITY SYSTEMS SUPERVISOR	41,870
41	30	1	10044	R36	ASSISTANT SUPERINTENDENT	51,042
41	30	1	12203	R38	WATER DISTRIBUTION SPTDT	56,826
<b>TOTAL COUNT</b>			<b>42</b>		<b>TOTAL SALARIES</b>	<b>1,155,167</b>

FUND NUMBER	557 WATERWORKS SYSTEM
DEPARTMENT NAME	UTILITIES
DEPARTMENT NUMBER	41 WATERWORKS
DIVISION NUMBER	30 TRANSMISSION & DISTRIBUTION

PERFORMANCE MEASURES

	ACTUAL 09-10	ACTUAL 10-11	ESTIMATED 11-12	PROPOSED 12-13
<b>Workload Measures</b>				
Number of Work Order completed within 24 hrs.	1,900	1,900	2,100	2,400
Number of Work Orders completed greater than one day but less than 3 days	290	290	310	325
Number of Work Orders completed greater than three days but less than 5 days	660	660	670	670
<b>Efficiency Measures</b>				
% of Work Orders completed in 24 Hrs.	66%	66%	66%	70%
% of Work Orders completed in 3 days	20%	20%	25%	25%
% of Work Orders completed in 5 days	24%	24%	25%	25%

FUND NUMBER	557 WATERWORKS SYSTEM
DEPARTMENT NAME	UTILITIES
DEPARTMENT NUMBER	41 WATERWORKS
DIVISION NUMBER	35 WATER POLLUTION CONTROL

**MISSION**

To review, approve and inspect all water and wastewater systems constructed for the City of Laredo and assure their integrity by implementing the City’s standards and specifications in their design and construction phases.

**OBJECTIVES & PLANNED ACCOMPLISHMENTS**

- To manage the department’s infrastructure improvement projects assuring time lines and cost estimates.
- To provide a higher level of quality of all systems constructed for the City of Laredo through the platting process and by expanding and improving water and sewer projects for our service area.
- To finalize plat reviews within the stipulated time frame as per the One-Stop Shop.
- To meet time lines of all projects and keep costs within budgeted amounts.

**EXPENDITURES**

	ACTUAL 09-10	ACTUAL 10-11	AMENDED 11-12	ESTIMATED 11-12	PROPOSED 12-13
Personnel Services	345,700	370,390	393,429	270,815	383,097
Materials & Supplies	18,916	21,831	64,088	57,109	63,657
Contractual Services	27,591	35,609	88,818	94,218	91,012
Capital Outlay	-	14,919	-	-	-
<b>Total</b>	392,207	442,749	546,335	422,142	537,766

**PERSONNEL POSITION LISTING**

DEPT	DIV	AUTH #	POSITION NO.	GRADE	POSITION TITLE	12-13 PROPOSED ANNUAL RATE
41	35	2	40004	R27	WATER POLL. CONTROL FIELD INSP	22,131
41	35	3	40004	R27	WATER POLL. CONTROL FIELD INSP	21,070
41	35	12	40004	R27	WATER POLL. CONTROL FIELD INSP	22,131
41	35	10	40459	R29	ENVIRONMENTAL TECHNICIAN	26,394
41	35	11	40459	R29	ENVIRONMENTAL TECHNICIAN	38,230
41	35	1	40466	R30	LABORATORY ANALYST	32,781
41	35	1	40086	R32	PRETREATMENT COORDINATOR	28,704
41	35	1	10025	R38	WATER POLLUTION SUPERINTENDENT	44,304
<b>TOTAL COUNT</b>			<b>8</b>		<b>TOTAL SALARIES</b>	<b>235,746</b>



FUND NUMBER	557 WATERWORKS SYSTEM
DEPARTMENT NAME	UTILITIES
DEPARTMENT NUMBER	41 WATERWORKS
DIVISION NUMBER	35 WATER POLLUTION CONTROL

PERFORMANCE MEASURES

	ACTUAL 09-10	ACTUAL 10-11	ESTIMATED 11-12	PROPOSED 12-13
<b>Workload Measures</b>				
Cross connection Program Inspections	82	158	200	300
Ind. Pretreatment Program Inspections	1,408	1,150	1,650	1,800
Distribution sampling & WQ Complaints	N/A	1,030	1,510	1,660
Liquid Waste Haulers Permits	25	20	21	23
Haulers Manifests & TAMR	7,090	4,368	4,690	5,700
In House Lab Tests	5,140	6,100	6,350	6,500
Efficiency Measures				
Inspections Per FTE	373	779	840	940
Lab Test per Lab Analyst	5,140	6,100	6,100	6,500

**CITY OF LAREDO, TEXAS  
WATERWORKS SYSTEM  
DEBT SERVICE FUND  
FY 2012 - 2013**

	<u>ACTUAL FY 09-10</u>	<u>ACTUAL FY 10-11</u>	<u>ORIGINAL BUDGET FY 11-12</u>	<u>AMENDED BUDGET FY 11-12</u>	<u>TOTAL ESTIMATE FY 11-12</u>	<u>PROPOSED BUDGET FY 12-13</u>
<b>OPENING BALANCE</b>	<b>\$4,804,685</b>	<b>\$4,729,978</b>	<b>\$6,250,623</b>	<b>\$8,951,250</b>	<b>\$8,951,250</b>	<b>\$10,557,094</b>
<b>REVENUES</b>						
<b>WATERWORKS DEBT SERVICE</b>						
Rents, Royalties and Interest	65,475	201,824	40,000	40,000	43,665	31,220
Reimburse and Miscellaneous	779,968	875,197	872,014	872,014	872,014	872,014
Other Financing Sources	11,073,949	21,461,497	20,640,457	15,975,547	16,843,223	15,469,609
<b>TOTAL WATERWORKS DEBT SERVICE</b>	<b>11,919,392</b>	<b>22,538,518</b>	<b>21,552,471</b>	<b>16,887,561</b>	<b>17,758,902</b>	<b>16,372,843</b>
<b>TOTAL REVENUES</b>	<b>11,919,392</b>	<b>22,538,518</b>	<b>21,552,471</b>	<b>16,887,561</b>	<b>17,758,902</b>	<b>16,372,843</b>
<b>TOTAL AVAILABLE</b>	<b>16,724,077</b>	<b>27,268,495</b>	<b>27,803,094</b>	<b>25,838,811</b>	<b>26,710,152</b>	<b>26,929,937</b>
<b>EXPENDITURES</b>						
<b>WATERWORKS DEBT SERVICE</b>						
Debt Service	11,994,099	18,317,245	17,029,148	15,977,986	16,153,058	16,251,781
<b>TOTAL WATERWORKS DEBT SERVICE</b>	<b>11,994,099</b>	<b>18,317,245</b>	<b>17,029,148</b>	<b>15,977,986</b>	<b>16,153,058</b>	<b>16,251,781</b>
<b>TOTAL EXPENDITURES</b>	<b>11,994,099</b>	<b>18,317,245</b>	<b>17,029,148</b>	<b>15,977,986</b>	<b>16,153,058</b>	<b>16,251,781</b>
<b>CLOSING BALANCE</b>	<b>\$4,729,978</b>	<b>\$8,951,250</b>	<b>\$10,773,946</b>	<b>\$9,860,825</b>	<b>\$10,557,094</b>	<b>\$10,678,156</b>

**City of Laredo, Texas**  
**Utilities Department (Water System - Debt Service)**  
**Major Funding Changes**  
**FY 2012-2013**

**REVENUES**

**Total Net Change from FY 2012 to FY 2013**                      \$ (5,179,628)    -24.03%

<b>Major Revenues</b>	<u><b>Variance</b></u>	<u><b>% Change</b></u>
Interest Earnings-Restricted	(8,780)	-21.95%
Transfer In: Water Operations, Availability, 2011 Bond	(5,170,848)	-25.05%

**EXPENDITURES**

**Debt Service**

Fiscal Agent Fees	(5,000)
G.O. Principal & Interest Payments	191,427
C.O. Principal & Interest Payments	1,221
Revenue Bond Principal & Interest Payments	<u>(965,015)</u>

**Total Net Change from FY 2012 to FY 2013**                      **(777,367)**

**CITY OF LAREDO, TEXAS  
WATERWORKS SYSTEM  
CONSTRUCTION FUND  
FY 2012 - 2013**

	<u>ACTUAL FY 09-10</u>	<u>ACTUAL FY 10-11</u>	<u>ORIGINAL BUDGET FY 11-12</u>	<u>AMENDED BUDGET FY 11-12</u>	<u>TOTAL ESTIMATE FY 11-12</u>	<u>PROPOSED BUDGET FY 12-13</u>
<b>OPENING BALANCE</b>	<b>\$723,365</b>	<b>\$279,963</b>	<b>\$0</b>	<b>\$194,712</b>	<b>\$194,712</b>	<b>\$0</b>
<b>REVENUES</b>						
<b>WATERWORKS CONSTRUCTION</b>						
Intergovernmental Revenue	250,000	0	0	11,081	11,081	0
Reimburse and Miscellaneous	50,441	0	0	0	0	0
Other Financing Sources	574,467	436,964	1,218,759	1,218,759	1,223,092	1,418,771
<b>TOTAL WATERWORKS CONSTRUCTION</b>	<b>874,908</b>	<b>436,964</b>	<b>1,218,759</b>	<b>1,229,840</b>	<b>1,234,173</b>	<b>1,418,771</b>
<b>TOTAL REVENUES</b>	<b>874,908</b>	<b>436,964</b>	<b>1,218,759</b>	<b>1,229,840</b>	<b>1,234,173</b>	<b>1,418,771</b>
<b>TOTAL AVAILABLE</b>	<b>1,598,273</b>	<b>716,927</b>	<b>1,218,759</b>	<b>1,424,552</b>	<b>1,428,885</b>	<b>1,418,771</b>
<b>EXPENDITURES</b>						
<b>WATERWORKS CONSTRUCTION</b>						
Personnel Services	0	2,277	5,800	5,800	5,800	256
Materials and Supplies	16,575	0	0	0	850	0
Contractual Services	132,184	27,468	35,000	71,015	70,165	34,926
Other Charges	0	66,637	0	0	0	0
Projects	1,169,551	425,834	1,177,959	1,352,070	1,352,070	1,383,589
<b>TOTAL WATERWORKS CONSTRUCTION</b>	<b>1,318,310</b>	<b>522,215</b>	<b>1,218,759</b>	<b>1,428,885</b>	<b>1,428,885</b>	<b>1,418,771</b>
<b>TOTAL EXPENDITURES</b>	<b>1,318,310</b>	<b>522,215</b>	<b>1,218,759</b>	<b>1,428,885</b>	<b>1,428,885</b>	<b>1,418,771</b>
<b>CLOSING BALANCE</b>	<b>\$279,963</b>	<b>\$194,712</b>	<b>\$0</b>	<b>(\$4,333)</b>	<b>\$0</b>	<b>\$0</b>

**City of Laredo, Texas  
 Utilities Department (Water System - Construction)  
 Major Funding Changes  
 FY 2012-2013**

**REVENUES**

Total Net Change from FY 2012 to FY 2013	\$ 200,012	16.41%
--	------------	--------

<b><u>Major Revenue Changes</u></b>	<b><u>Variance</u></b>	<b><u>% Change</u></b>
-------------------------------------	------------------------	------------------------

Transfer In: Water Operations	200,012	16.41%
-------------------------------	---------	--------

**EXPENDITURES**

Construction Crew	\$ (5,544)
Contractual Services	(74)
Water Plant Improvements	(20,000)
Warehouse Improvements	91,041
Booster Station Improvements	(20,000)
Fire Hydrant Replacement	34,589
Water Tank Improvements	<u>120,000</u>

<b>Total Net Change from FY 2012 to 2013</b>	<b><u><u>\$ 200,012</u></u></b>
--	---------------------------------

**CITY OF LAREDO, TEXAS  
WATERWORKS SYSTEM  
WATER AVAILABILITY FUND  
FY 2012 - 2013**

	<u>ACTUAL FY 09-10</u>	<u>ACTUAL FY 10-11</u>	<u>ORIGINAL BUDGET FY 11-12</u>	<u>AMENDED BUDGET FY 11-12</u>	<u>TOTAL ESTIMATE FY 11-12</u>	<u>PROPOSED BUDGET FY 12-13</u>
<b>OPENING BALANCE</b>	<b>\$6,366,873</b>	<b>\$5,198,357</b>	<b>\$4,356,748</b>	<b>\$5,530,291</b>	<b>\$5,530,291</b>	<b>\$4,773,762</b>
<b>REVENUES</b>						
<b>WATER AVAILABILITY FUND</b>						
Licenses and Permits	120	210	0	0	100	0
Charges for Services	709,853	1,035,157	900,000	900,000	950,220	1,035,127
Rents, Royalties and Interest	43,709	25,026	28,000	28,000	24,054	18,146
Reimburse and Miscellaneous	1,898	0	0	0	500	0
<b>TOTAL WATER AVAILABILITY FUND</b>	<b>755,580</b>	<b>1,060,393</b>	<b>928,000</b>	<b>928,000</b>	<b>974,874</b>	<b>1,053,273</b>
<b>TOTAL REVENUES</b>	<b>755,580</b>	<b>1,060,393</b>	<b>928,000</b>	<b>928,000</b>	<b>974,874</b>	<b>1,053,273</b>
<b>TOTAL AVAILABLE</b>	<b>7,122,453</b>	<b>6,258,750</b>	<b>5,284,748</b>	<b>6,458,291</b>	<b>6,505,165</b>	<b>5,827,035</b>
<b>EXPENDITURES</b>						
<b>WATER AVAILABILITY FUND</b>						
Personnel Services	203,696	223,856	255,197	255,197	220,409	0
Materials and Supplies	11,712	13,339	67,242	47,377	40,978	40,719
Contractual Services	23,342	29,231	120,217	118,970	118,307	99,376
Other Charges	658,192	0	1,600	36,600	36,600	36,600
Capital Outlay	0	0	100,000	935,109	935,109	100,000
Intergovernmental Transfers	949,756	384,636	380,000	380,000	380,000	380,000
Projects	77,398	77,398	0	0	0	0
<b>TOTAL WATER AVAILABILITY FUND</b>	<b>1,924,096</b>	<b>728,460</b>	<b>924,256</b>	<b>1,773,253</b>	<b>1,731,403</b>	<b>656,695</b>
<b>TOTAL EXPENDITURES</b>	<b>1,924,096</b>	<b>728,460</b>	<b>924,256</b>	<b>1,773,253</b>	<b>1,731,403</b>	<b>656,695</b>
<b>CLOSING BALANCE</b>	<b>\$5,198,357</b>	<b>\$5,530,291</b>	<b>\$4,360,492</b>	<b>\$4,685,038</b>	<b>\$4,773,762</b>	<b>\$5,170,340</b>

**City of Laredo, Texas  
Utilities Department (Water System - Water Availability)  
Major Funding Changes  
FY 2012-2013**

**REVENUES**

**Total Net Change from FY 2012 to FY 2013**                      \$ 125,273     13.50%

<u>Major Revenue Changes</u>	<u>Variance</u>	<u>% Change</u>
Water Availability	135,127	15.01%
Interest Earnings	(9,854)	-35.19%

**EXPENDITURES**

Personnel was moved to Water System Operations Administrative Division	\$ (255,197)
Promotional Materials	(1,991)
Motor Fuel	(5,780)
Maintenance of Equipment	(5,000)
Vehicle Maint	3,675
I-Net I-Series	(2,268)
Printing Services	(1,000)

**Total Net Change from FY 2012- 2013**                      **(267,561)**

**CITY OF LAREDO, TEXAS  
COLONIAS PROJECT  
CAPITAL PROJECTS FUND  
FY 2012 - 2013**

	<u>ORIGINAL BUDGET FY 11-12</u>	<u>AMENDED BUDGET FY 11-12</u>	<u>ACTUAL FY 10-11</u>	<u>TOTAL ESTIMATE FY 11-12</u>	<u>PROPOSED BUDGET FY 12-13</u>	<u>TOTAL PROJECT BUDGET FY 12-13</u>
<b>OPENING BALANCE</b>	<b>\$0</b>	<b>\$0</b>	<b>\$0</b>	<b>\$548,462</b>	<b>\$0</b>	<b>\$0</b>
<b>REVENUES</b>						
Intergovernmental Revenue	32,828,314	32,828,314	28,798,712	4,029,602	0	7,885,314
Rents, Royalties and Interest	91,777	91,777	91,897	1,060	600	93,557
Reimburse and Miscellaneous	1,245,851	1,245,851	393,387	852,464	0	345,039
Other Financing Sources	3,187,948	3,187,948	3,187,948	0	0	134,762
<b>TOTAL REVENUES</b>	<b>37,353,890</b>	<b>37,353,890</b>	<b>32,471,943</b>	<b>4,883,127</b>	<b>600</b>	<b>8,458,672</b>
<b>TOTAL AVAILABLE</b>	<b>37,353,890</b>	<b>37,353,890</b>	<b>32,471,943</b>	<b>5,431,589</b>	<b>600</b>	<b>8,458,672</b>
<b>EXPENDITURES</b>						
<b>WEBB COUNTY COLONIAS PRJ.</b>						
Contractual Services	6,493,889	6,493,889	4,798,370	1,695,519	0	0
Other Charges	0	0	0	1,180	600	559,170
Capital Outlay	22,273,927	22,273,927	20,140,811	2,133,116	0	0
Debt Service	186,572	186,572	186,572	0	0	0
<b>TOTAL WEBB COUNTY COLONIAS PRJ.</b>	<b>28,954,388</b>	<b>28,954,388</b>	<b>25,125,752</b>	<b>3,829,816</b>	<b>600</b>	<b>559,170</b>
<b>BEIF GRANT</b>						
Contractual Services	971,845	971,845	971,845	0	0	971,845
Capital Outlay	6,927,657	6,927,657	5,325,884	1,601,773	0	6,927,657
<b>TOTAL BEIF GRANT</b>	<b>7,899,502</b>	<b>7,899,502</b>	<b>6,297,729</b>	<b>1,601,773</b>	<b>0</b>	<b>7,899,502</b>



**CITY OF LAREDO, TEXAS  
 COLONIAS PROJECT  
 CAPITAL PROJECTS FUND  
 FY 2012 - 2013**

	<u>ORIGINAL BUDGET FY 11-12</u>	<u>AMENDED BUDGET FY 11-12</u>	<u>ACTUAL FY 10-11</u>	<u>TOTAL ESTIMATE FY 11-12</u>	<u>PROPOSED BUDGET FY 12-13</u>	<u>TOTAL PROJECT BUDGET FY 12-13</u>
<b>WEBB COUNTY-TANQUECITOS</b>						
Capital Outlay	500,000	500,000	500,000	0	0	0
<b>TOTAL WEBB COUNTY-TANQUECITOS</b>	<b>500,000</b>	<b>500,000</b>	<b>500,000</b>	<b>0</b>	<b>0</b>	<b>0</b>
<b>TOTAL EXPENDITURES</b>	<b>37,353,890</b>	<b>37,353,890</b>	<b>31,923,481</b>	<b>5,431,589</b>	<b>600</b>	<b>8,458,672</b>
<b>CLOSING BALANCE</b>	<b>\$0</b>	<b>\$0</b>	<b>\$548,462</b>	<b>\$0</b>	<b>\$0</b>	<b>\$0</b>

**CITY OF LAREDO, TEXAS  
WATERWORKS SYSTEM  
2007 REVENUE BOND  
FY 2012 - 2013**

	<u>ORIGINAL BUDGET FY 11-12</u>	<u>AMENDED BUDGET FY 11-12</u>	<u>ACTUAL FY 10-11</u>	<u>TOTAL ESTIMATE FY 11-12</u>	<u>PROPOSED BUDGET FY 12-13</u>	<u>TOTAL PROJECT BUDGET FY 12-13</u>
<b>OPENING BALANCE</b>	<b>\$0</b>	<b>\$0</b>	<b>\$0</b>	<b>\$975,775</b>	<b>\$0</b>	<b>\$0</b>
<b>REVENUES</b>						
<b>2007 REVENUE BOND</b>						
Rents, Royalties and Interest	375,291	375,291	375,308	(17)	560	375,851
Reimburse and Miscellaneous	6,179	6,179	8,581	(2,402)	2,402	8,581
Other Financing Sources	8,475,000	8,475,000	8,475,000	0	0	8,475,000
<b>TOTAL 2007 REVENUE BOND</b>	<b>8,856,470</b>	<b>8,856,470</b>	<b>8,858,888</b>	<b>(2,418)</b>	<b>2,962</b>	<b>8,859,432</b>
<b>TOTAL REVENUES</b>	<b>8,856,470</b>	<b>8,856,470</b>	<b>8,858,888</b>	<b>(2,418)</b>	<b>2,962</b>	<b>8,859,432</b>
<b>TOTAL AVAILABLE</b>	<b>8,856,470</b>	<b>8,856,470</b>	<b>8,858,888</b>	<b>973,357</b>	<b>2,962</b>	<b>8,859,432</b>
<b>EXPENDITURES</b>						
<b>2007 REVENUE BOND</b>						
Materials and Supplies	2,799	2,799	2,799	0	0	2,799
Capital Outlay	533,254	431,862	416,862	15,000	0	431,862
Debt Service	228,867	228,867	228,867	0	0	228,867
Intergovernmental Transfers	443,833	443,833	443,833	0	0	443,833
Projects	7,647,717	7,749,109	6,790,752	958,357	2,962	7,752,071
<b>TOTAL 2007 REVENUE BOND</b>	<b>8,856,470</b>	<b>8,856,470</b>	<b>7,883,113</b>	<b>973,357</b>	<b>2,962</b>	<b>8,859,432</b>
<b>TOTAL EXPENDITURES</b>	<b>8,856,470</b>	<b>8,856,470</b>	<b>7,883,113</b>	<b>973,357</b>	<b>2,962</b>	<b>8,859,432</b>
<b>CLOSING BALANCE</b>	<b>\$0</b>	<b>\$0</b>	<b>\$975,775</b>	<b>\$0</b>	<b>\$0</b>	<b>\$0</b>

**CITY OF LAREDO, TEXAS  
WATERWORKS SYSTEM  
2008 COMBINATION TAX AND REVENUE BOND  
FY 2012 - 2013**

	<u>ORIGINAL BUDGET FY 11-12</u>	<u>AMENDED BUDGET FY 11-12</u>	<u>ACTUAL FY 10-11</u>	<u>TOTAL ESTIMATE FY 11-12</u>	<u>PROPOSED BUDGET FY 12-13</u>	<u>TOTAL PROJECT BUDGET FY 12-13</u>
<b>OPENING BALANCE</b>	<b>\$0</b>	<b>\$0</b>	<b>\$0</b>	<b>\$4,861,125</b>	<b>\$0</b>	<b>\$0</b>
<b>REVENUES</b>						
<b>2008 B COMB TAX/REV CERT.</b>						
Intergovernmental Revenue	85,297	85,297	0	85,297	0	85,297
Rents, Royalties and Interest	756,311	756,311	766,282	(9,971)	13,229	769,540
Reimburse and Miscellaneous	9,901	9,901	9,901	1	348,776	358,677
Other Financing Sources	25,499,593	25,499,593	25,499,593	0	0	25,499,593
<b>TOTAL 2008 B COMB TAX/REV CERT.</b>	<b>26,351,102</b>	<b>26,351,102</b>	<b>26,275,775</b>	<b>75,327</b>	<b>362,005</b>	<b>26,713,107</b>
<b>TOTAL REVENUES</b>	<b>26,351,102</b>	<b>26,351,102</b>	<b>26,275,775</b>	<b>75,327</b>	<b>362,005</b>	<b>26,713,107</b>
<b>TOTAL AVAILABLE</b>	<b>26,351,102</b>	<b>26,351,102</b>	<b>26,275,775</b>	<b>4,936,451</b>	<b>362,005</b>	<b>26,713,107</b>
<b>EXPENDITURES</b>						
<b>2008 B COMB TAX/REV CERT.</b>						
Materials and Supplies	0	6,187	6,186	1	0	6,187
Contractual Services	79,625	79,625	79,625	0	0	79,625
Capital Outlay	592,719	594,696	586,533	8,163	0	594,696
Projects	25,678,758	25,670,594	20,742,307	4,928,287	362,005	26,032,599
<b>TOTAL 2008 B COMB TAX/REV CERT.</b>	<b>26,351,102</b>	<b>26,351,102</b>	<b>21,414,651</b>	<b>4,936,451</b>	<b>362,005</b>	<b>26,713,107</b>
<b>TOTAL EXPENDITURES</b>	<b>26,351,102</b>	<b>26,351,102</b>	<b>21,414,651</b>	<b>4,936,451</b>	<b>362,005</b>	<b>26,713,107</b>
<b>CLOSING BALANCE</b>	<b>\$0</b>	<b>\$0</b>	<b>\$4,861,125</b>	<b>\$0</b>	<b>\$0</b>	<b>\$0</b>

**CITY OF LAREDO, TEXAS  
WATERWORKS SYSTEM  
2009 C.O. SERIES C  
FY 2012 - 2013**

	<u>ORIGINAL BUDGET FY 11-12</u>	<u>AMENDED BUDGET FY 11-12</u>	<u>ACTUAL FY 10-11</u>	<u>TOTAL ESTIMATE FY 11-12</u>	<u>PROPOSED BUDGET FY 12-13</u>	<u>TOTAL PROJECT BUDGET FY 12-13</u>
<b>OPENING BALANCE</b>	<b>\$0</b>	<b>\$0</b>	<b>\$0</b>	<b>\$141,138</b>	<b>\$0</b>	<b>\$0</b>
<b>REVENUES</b>						
<b>2009 SERIES C, UT BOND</b>						
Rents, Royalties and Interest	90,642	90,642	89,122	9	0	89,131
Reimburse and Miscellaneous	19,232	19,232	25,619	(6,387)	61,336	80,568
Other Financing Sources	2,725,000	2,725,000	2,725,000	0	0	2,725,000
<b>TOTAL 2009 SERIES C, UT BOND</b>	<b>2,834,874</b>	<b>2,834,874</b>	<b>2,839,741</b>	<b>(6,378)</b>	<b>61,336</b>	<b>2,894,699</b>
<b>TOTAL REVENUES</b>	<b>2,834,874</b>	<b>2,834,874</b>	<b>2,839,741</b>	<b>(6,378)</b>	<b>61,336</b>	<b>2,894,699</b>
<b>TOTAL AVAILABLE</b>	<b>2,834,874</b>	<b>2,834,874</b>	<b>2,839,741</b>	<b>134,760</b>	<b>61,336</b>	<b>2,894,699</b>
<b>EXPENDITURES</b>						
<b>2009 SERIES C, UT BOND</b>						
Other Charges	0	0	0	0	54,900	54,900
Capital Outlay	27,210	27,210	27,210	0	0	27,210
Debt Service	49,222	49,222	49,222	0	0	49,222
Projects	2,758,442	2,758,442	2,622,171	134,760	6,436	2,763,367
<b>TOTAL 2009 SERIES C, UT BOND</b>	<b>2,834,874</b>	<b>2,834,874</b>	<b>2,698,603</b>	<b>134,760</b>	<b>61,336</b>	<b>2,894,699</b>
<b>TOTAL EXPENDITURES</b>	<b>2,834,874</b>	<b>2,834,874</b>	<b>2,698,603</b>	<b>134,760</b>	<b>61,336</b>	<b>2,894,699</b>
<b>CLOSING BALANCE</b>	<b>\$0</b>	<b>\$0</b>	<b>\$141,138</b>	<b>\$0</b>	<b>\$0</b>	<b>\$0</b>

**CITY OF LAREDO, TEXAS  
WATERWORKS SYSTEM  
2009 C.O. SERIES D  
FY 2012 - 2013**

	<u>ORIGINAL BUDGET FY 11-12</u>	<u>AMENDED BUDGET FY 11-12</u>	<u>ACTUAL FY 10-11</u>	<u>TOTAL ESTIMATE FY 11-12</u>	<u>PROPOSED BUDGET FY 12-13</u>	<u>TOTAL PROJECT BUDGET FY 12-13</u>
<b>OPENING BALANCE</b>	<b>\$0</b>	<b>\$0</b>	<b>\$0</b>	<b>\$24,633,497</b>	<b>\$0</b>	<b>\$0</b>
<b>REVENUES</b>						
<b>2009 UT BUILD AMERICA BND</b>						
Rents, Royalties and Interest	330,037	330,037	308,369	21,668	67,366	397,403
Reimburse and Miscellaneous	263,709	373,204	292,780	80,424	164,847	538,051
Other Financing Sources	42,945,000	42,945,000	37,945,000	5,000,000	0	42,945,000
<b>TOTAL 2009 UT BUILD AMERICA BND</b>	<b>43,538,746</b>	<b>43,648,241</b>	<b>38,546,149</b>	<b>5,102,092</b>	<b>232,213</b>	<b>43,880,454</b>
<b>TOTAL REVENUES</b>	<b>43,538,746</b>	<b>43,648,241</b>	<b>38,546,149</b>	<b>5,102,092</b>	<b>232,213</b>	<b>43,880,454</b>
<b>TOTAL AVAILABLE</b>	<b>43,538,746</b>	<b>43,648,241</b>	<b>38,546,149</b>	<b>29,735,589</b>	<b>232,213</b>	<b>43,880,454</b>
<b>EXPENDITURES</b>						
<b>2009 UT BUILD AMERICA BND</b>						
Other Charges	0	0	0	0	49,262	49,262
Capital Outlay	228,176	228,176	228,176	0	0	228,176
Debt Service	587,458	587,458	587,458	0	0	587,458
Projects	42,723,112	42,832,607	13,097,017	29,735,590	182,951	43,015,558
<b>TOTAL 2009 UT BUILD AMERICA BND</b>	<b>43,538,746</b>	<b>43,648,241</b>	<b>13,912,652</b>	<b>29,735,589</b>	<b>232,213</b>	<b>43,880,454</b>
<b>TOTAL EXPENDITURES</b>	<b>43,538,746</b>	<b>43,648,241</b>	<b>13,912,652</b>	<b>29,735,589</b>	<b>232,213</b>	<b>43,880,454</b>
<b>CLOSING BALANCE</b>	<b>\$0</b>	<b>\$0</b>	<b>\$24,633,497</b>	<b>\$0</b>	<b>\$0</b>	<b>\$0</b>

**CITY OF LAREDO, TEXAS  
WATERWORKS SYSTEM  
2010 REVENUE BOND  
FY 2012 - 2013**

	<u>ORIGINAL BUDGET FY 11-12</u>	<u>AMENDED BUDGET FY 11-12</u>	<u>ACTUAL FY 10-11</u>	<u>TOTAL ESTIMATE FY 11-12</u>	<u>PROPOSED BUDGET FY 12-13</u>	<u>TOTAL PROJECT BUDGET FY 12-13</u>
<b>OPENING BALANCE</b>	<b>\$0</b>	<b>\$0</b>	<b>\$0</b>	<b>\$71,853,164</b>	<b>\$0</b>	<b>\$0</b>
<b>REVENUES</b>						
<b>2010 WATER REVENUE BOND</b>						
Rents, Royalties and Interest	5,116,466	5,116,466	5,027,629	88,837	276,526	5,392,992
Reimburse and Miscellaneous	0	0	48,561	(48,561)	48,561	48,561
Other Financing Sources	71,040,000	71,040,000	71,040,000	0	0	71,040,000
<b>TOTAL 2010 WATER REVENUE BOND</b>	<b>76,156,466</b>	<b>76,156,466</b>	<b>76,116,191</b>	<b>40,275</b>	<b>325,087</b>	<b>76,481,553</b>
<b>TOTAL REVENUES</b>	<b>76,156,466</b>	<b>76,156,466</b>	<b>76,116,191</b>	<b>40,275</b>	<b>325,087</b>	<b>76,481,553</b>
<b>TOTAL AVAILABLE</b>	<b>76,156,466</b>	<b>76,156,466</b>	<b>76,116,191</b>	<b>71,893,439</b>	<b>325,087</b>	<b>76,481,553</b>
<b>EXPENDITURES</b>						
<b>2010 WATER REVENUE BOND</b>						
Debt Service	797,203	797,203	797,203	0	0	797,203
Intergovernmental Transfers	2,979,231	2,979,231	2,979,231	0	0	2,979,231
Projects	72,380,032	72,380,032	486,593	71,893,439	325,087	72,705,119
<b>TOTAL 2010 WATER REVENUE BOND</b>	<b>76,156,466</b>	<b>76,156,466</b>	<b>4,263,027</b>	<b>71,893,439</b>	<b>325,087</b>	<b>76,481,553</b>
<b>TOTAL EXPENDITURES</b>	<b>76,156,466</b>	<b>76,156,466</b>	<b>4,263,027</b>	<b>71,893,439</b>	<b>325,087</b>	<b>76,481,553</b>
<b>CLOSING BALANCE</b>	<b>\$0</b>	<b>\$0</b>	<b>\$71,853,164</b>	<b>\$0</b>	<b>\$0</b>	<b>\$0</b>

**CITY OF LAREDO, TEXAS  
WATERWORKS SYSTEM  
2011 REVENUE BOND  
FY 2012 - 2013**

	<u>ORIGINAL BUDGET FY 11-12</u>	<u>AMENDED BUDGET FY 11-12</u>	<u>ACTUAL FY 10-11</u>	<u>TOTAL ESTIMATE FY 11-12</u>	<u>PROPOSED BUDGET FY 12-13</u>	<u>TOTAL PROJECT BUDGET FY 12-13</u>
<b>OPENING BALANCE</b>	<b>\$0</b>	<b>\$0</b>	<b>\$0</b>	<b>\$0</b>	<b>\$0</b>	<b>\$0</b>
<b>REVENUES</b>						
<b>2011 WATER REVENUE BOND</b>						
Rents, Royalties and Interest	60,000	120,746	0	120,746	34,202	154,948
Other Financing Sources	37,469,692	17,015,000	0	17,015,000	0	17,015,000
<b>TOTAL 2011 WATER REVENUE BOND</b>	<b>37,529,692</b>	<b>17,135,746</b>	<b>0</b>	<b>17,135,746</b>	<b>34,202</b>	<b>17,169,948</b>
<b>TOTAL REVENUES</b>	<b>37,529,692</b>	<b>17,135,746</b>	<b>0</b>	<b>17,135,746</b>	<b>34,202</b>	<b>17,169,948</b>
<b>TOTAL AVAILABLE</b>	<b>37,529,692</b>	<b>17,135,746</b>	<b>0</b>	<b>17,135,746</b>	<b>34,202</b>	<b>17,169,948</b>
<b>EXPENDITURES</b>						
<b>2011 WATER REVENUE BOND</b>						
Other Charges	60,000	0	0	0	0	0
Debt Service	1,085,593	307,488	0	307,488	0	307,488
Intergovernmental Transfers	4,529,099	915,351	0	915,351	0	915,351
Projects	31,855,000	15,912,907	0	15,912,907	34,202	15,947,109
<b>TOTAL 2011 WATER REVENUE BOND</b>	<b>37,529,692</b>	<b>17,135,746</b>	<b>0</b>	<b>17,135,746</b>	<b>34,202</b>	<b>17,169,948</b>
<b>TOTAL EXPENDITURES</b>	<b>37,529,692</b>	<b>17,135,746</b>	<b>0</b>	<b>17,135,746</b>	<b>34,202</b>	<b>17,169,948</b>
<b>CLOSING BALANCE</b>	<b>\$0</b>	<b>\$0</b>	<b>\$0</b>	<b>\$0</b>	<b>\$0</b>	<b>\$0</b>

**CITY OF LAREDO, TEXAS  
WATERWORKS SYSTEM  
TWDB LOAN  
FY 2012 - 2013**

	<u>ORIGINAL BUDGET FY 11-12</u>	<u>AMENDED BUDGET FY 11-12</u>	<u>ACTUAL FY 10-11</u>	<u>TOTAL ESTIMATE FY 11-12</u>	<u>PROPOSED BUDGET FY 12-13</u>	<u>TOTAL PROJECT BUDGET FY 12-13</u>
<b>OPENING BALANCE</b>	<b>\$0</b>	<b>\$0</b>	<b>\$0</b>	<b>\$1,774,033</b>	<b>\$0</b>	<b>\$0</b>
<b>REVENUES</b>						
<b>TWDB-SUB WATERWORKS BOND</b>						
Rents, Royalties and Interest	14,337	14,337	14,421	(84)	2,256	16,593
Other Financing Sources	7,500,000	7,500,000	7,500,000	0	0	7,500,000
<b>TOTAL TWDB-SUB WATERWORKS BOND</b>	<b>7,514,337</b>	<b>7,514,337</b>	<b>7,514,421</b>	<b>(84)</b>	<b>2,256</b>	<b>7,516,593</b>
<b>TOTAL REVENUES</b>	<b>7,514,337</b>	<b>7,514,337</b>	<b>7,514,421</b>	<b>(84)</b>	<b>2,256</b>	<b>7,516,593</b>
<b>TOTAL AVAILABLE</b>	<b>7,514,337</b>	<b>7,514,337</b>	<b>7,514,421</b>	<b>1,773,949</b>	<b>2,256</b>	<b>7,516,593</b>
<b>EXPENDITURES</b>						
<b>TWDB-SUB WATERWORKS BOND</b>						
Contractual Services	44,625	44,625	44,625	0	0	44,625
Capital Outlay	7,386,545	7,386,545	5,617,136	1,769,409	0	7,386,545
Debt Service	78,725	78,725	78,627	98	0	78,725
Projects	4,442	4,442	0	4,442	2,256	6,698
<b>TOTAL TWDB-SUB WATERWORKS BOND</b>	<b>7,514,337</b>	<b>7,514,337</b>	<b>5,740,388</b>	<b>1,773,949</b>	<b>2,256</b>	<b>7,516,593</b>
<b>TOTAL EXPENDITURES</b>	<b>7,514,337</b>	<b>7,514,337</b>	<b>5,740,388</b>	<b>1,773,949</b>	<b>2,256</b>	<b>7,516,593</b>
<b>CLOSING BALANCE</b>	<b>\$0</b>	<b>\$0</b>	<b>\$1,774,033</b>	<b>\$0</b>	<b>\$0</b>	<b>\$0</b>



**CITY OF LAREDO, TEXAS  
SEWER SYSTEM  
OPERATING FUND  
FY 2012 - 2013**

	<u>ACTUAL FY 09-10</u>	<u>ACTUAL FY 10-11</u>	<u>ORIGINAL BUDGET FY 11-12</u>	<u>AMENDED BUDGET FY 11-12</u>	<u>TOTAL ESTIMATE FY 11-12</u>	<u>PROPOSED BUDGET FY 12-13</u>
<b>OPENING BALANCE</b>	<b>\$12,518,005</b>	<b>\$15,874,696</b>	<b>\$20,666,780</b>	<b>\$21,893,518</b>	<b>\$21,893,518</b>	<b>\$25,315,989</b>
<b>REVENUES</b>						
Intergovernmental Revenue	209,794	6,354	0	12,312	0	0
Charges for Services	22,612,937	27,438,365	28,927,028	28,927,028	28,617,448	30,357,563
Fees and Collections	52,433	96,757	40,400	40,400	13,544	30,000
Rents, Royalties and Interest	90,855	73,830	72,836	72,836	86,035	54,516
Reimburse and Miscellaneous	58,476	103,552	26,791	26,791	546,494	18
<b>TOTAL REVENUES</b>	<b>23,024,495</b>	<b>27,718,857</b>	<b>29,067,055</b>	<b>29,079,367</b>	<b>29,263,521</b>	<b>30,442,097</b>
<b>TOTAL AVAILABLE</b>	<b>35,542,500</b>	<b>43,593,553</b>	<b>49,733,835</b>	<b>50,972,885</b>	<b>51,157,039</b>	<b>55,758,086</b>
<b>EXPENDITURES</b>						
<b>ADMINISTRATION</b>						
Contractual Services	3,952,414	4,169,535	4,361,409	4,364,909	4,364,909	5,766,625
Other Charges	86,251	91,225	86,250	86,250	86,250	86,250
Intergovernmental Transfers	7,577,299	8,258,064	12,161,796	9,062,944	10,481,126	9,665,045
<b>TOTAL ADMINISTRATION</b>	<b>11,615,965</b>	<b>12,518,824</b>	<b>16,609,455</b>	<b>13,514,103</b>	<b>14,932,285</b>	<b>15,517,920</b>
<b>WASTEWATER TREATMENT</b>						
Personnel Services	1,779,151	1,950,588	2,016,477	2,016,477	1,783,062	2,058,884
Materials and Supplies	577,153	644,933	795,408	798,392	823,898	913,793
Contractual Services	2,962,940	2,756,455	3,359,431	3,629,080	3,662,052	3,864,114
Capital Outlay	0	133,456	347,500	513,410	513,410	483,000
<b>TOTAL WASTEWATER TREATMENT</b>	<b>5,319,244</b>	<b>5,485,432</b>	<b>6,518,816</b>	<b>6,957,359</b>	<b>6,782,422</b>	<b>7,319,791</b>

**CITY OF LAREDO, TEXAS  
SEWER SYSTEM  
OPERATING FUND  
FY 2012 - 2013**

	<u>ACTUAL FY 09-10</u>	<u>ACTUAL FY 10-11</u>	<u>ORIGINAL BUDGET FY 11-12</u>	<u>AMENDED BUDGET FY 11-12</u>	<u>TOTAL ESTIMATE FY 11-12</u>	<u>PROPOSED BUDGET FY 12-13</u>
<b>WASTEWATER COLLECTION</b>						
Personnel Services	1,398,137	1,454,260	1,371,969	1,372,075	1,318,225	1,542,767
Materials and Supplies	569,844	765,308	867,643	883,534	929,870	1,201,272
Contractual Services	760,789	766,823	1,344,323	1,588,710	1,609,870	1,663,777
Other Charges	4,379	15,965	4,378	4,378	4,378	0
Capital Outlay	0	713,494	264,000	264,000	264,000	454,000
<b>TOTAL WASTEWATER COLLECTION</b>	<b>2,733,149</b>	<b>3,715,851</b>	<b>3,852,313</b>	<b>4,112,697</b>	<b>4,126,343</b>	<b>4,861,816</b>
<b>TOTAL EXPENDITURES</b>	<b>19,668,357</b>	<b>21,720,107</b>	<b>26,980,584</b>	<b>24,584,159</b>	<b>25,841,050</b>	<b>27,699,527</b>
<b>CLOSING BALANCE</b>	<b>\$15,874,143</b>	<b>\$21,873,446</b>	<b>\$22,753,251</b>	<b>\$26,388,726</b>	<b>\$25,315,989</b>	<b>\$28,058,559</b>
<b>ADJUSTMENTS</b>						
COMPENSATED ABSENCES	553	20,072	0	0	0	0
<b>TOTAL ADJUSTMENTS</b>	<b>553</b>	<b>20,072</b>	<b>0</b>	<b>0</b>	<b>0</b>	<b>0</b>
<b>ADJUSTED CLOSING BALANCE</b>	<b>\$15,874,696</b>	<b>\$21,893,518</b>	<b>\$22,753,251</b>	<b>\$26,388,726</b>	<b>\$25,315,989</b>	<b>\$28,058,559</b>



CITY OF LAREDO  
DEPARTMENT REQUESTS  
UTILITIES - SEWER SYSTEM  
FY 2012-2013

PERSONNEL REQUESTS

Division	Title	Grd.	New	Del	Estimated Salary	Approved Yes/ No
Wastewater Treatment	Laboratory Technician	R28	1		\$ 21,902	N
	Laboratory Analyst	R30	1		24,586	N
Wastewater Collection	Utility Maintenance Worker	R23	7		134,971	N
	Assistant Superintendent	R36	1		37,232	N
Total			10		\$ 218,691	

CAPITAL OUTLAY REQUESTS

Division	Description	Amount	Approved Yes/ No
Wastewater Treatment	Automotive		
	One new street sweeper	\$ 35,000	Yes
	One replacement Ford F-150 4x4 pick up truck	40,000	Yes
	One replacement 27 cubic yard aluminum dump trailer	80,000	
	Machinery & Equipment		Yes
	One Paver	328,000	Yes
Wastewater Collection	Automotive		
	One Ford F150 pickup truck	25,000	Yes
	One replacement Ford 550 utility pick up truck	65,000	Yes
	One replacement utility crane	300,000	Yes
	One Drum pad foot roller	40,000	Yes
	Machinery & Equipment		
	One 500 gallon tank utility trailer	12,000	Yes
Two utility nozzle sets (one new and one replacement)	12,000	Yes	
Total		\$ 937,000	

FUND NUMBER	559 SEWER SYSTEM
DEPARTMENT NAME	UTILITIES
DEPARTMENT NUMBER	42 SEWER SYSTEM
DIVISION NUMBER	10 WASTEWATER TREATMENT

**MISSION**

Protect the water quality of the Rio Grande River by treating sewage from the city.

**OBJECTIVES & PLANNED ACCOMPLISHMENTS**

- Improve the efficiency of the sewer treatment process.
- Minimize odors from treatment plants by evaluating the source and implementing solutions.
- Optimize the cost effectiveness of treatment per million gallons of sewage.
- To improve efficiency and achieve a proper level of certification for employees by increasing training opportunities
- Improve the efficiency of chemical and power consumption by re-evaluating existing operations and equipment performance.
- Increase the number of “B” Class Certificates.
- Improve the efficiency of the treatment process by providing personnel operators through proper training and certification.
- Ensure efficient collection and treatment of wastewater and remain in compliance with state mandated permit rules and regulations.

**EXPENDITURES**

	ACTUAL 09-10	ACTUAL 10-11	AMENDED 11-12	ESTIMATED 11-12	PROPOSED 12-13
Personnel Services	1,779,150	1,950,587	2,016,477	1,783,062	2,058,884
Materials & Supplies	577,154	644,933	798,392	823,898	913,793
Contractual Services	2,962,940	2,756,455	3,629,080	3,662,052	3,864,114
Capital Outlay	-	133,456	513,410	513,410	483,000
<b>Total</b>	5,319,244	5,485,431	6,957,359	6,782,422	7,319,791

**PERSONNEL POSITION LISTING**

DEPT	DIV	AUTH #	POSITION NO.	GRADE	POSITION TITLE	12-13 PROPOSED ANNUAL RATE
42	10	12	81201	R23	UTILITY MAINTENANCE WORKER	17,181
42	10	194	20251	R25	CLERK II	26,562
42	10	31	81969	R25	UTILITY SYSTEMS MECHANIC	24,482
42	10	32	81969	R25	UTILITY SYSTEMS MECHANIC	22,963
42	10	33	81969	R25	UTILITY SYSTEMS MECHANIC	22,963
42	10	35	81969	R25	UTILITY SYSTEMS MECHANIC	29,994
42	10	222	81969	R25	UTILITY SYSTEMS MECHANIC	22,526
42	10	223	81969	R25	UTILITY SYSTEMS MECHANIC	22,963

FUND NUMBER  
DEPARTMENT NAME  
DEPARTMENT NUMBER  
DIVISION NUMBER

559 SEWER SYSTEM  
UTILITIES  
42 SEWER SYSTEM  
10 WASTEWATER TREATMENT

PERSONNEL POSITION LISTING - CONTINUED

DEPT	DIV	AUTH #	POSITION NO.	GRADE	POSITION TITLE	12-13 PROPOSED ANNUAL RATE
42	10	229	81969	R25	UTILITY SYSTEMS MECHANIC	18,949
42	10	204	70465	R27	HEAVY EQUIPMENT OPERATOR	29,037
42	10	224	70465	R27	HEAVY EQUIPMENT OPERATOR	27,331
42	10	9	71550	R27	PLANT OPERATOR I	21,070
42	10	17	71550	R27	PLANT OPERATOR I	21,694
42	10	215	71550	R27	PLANT OPERATOR I	21,694
42	10	216	71550	R27	PLANT OPERATOR I	21,694
42	10	217	71550	R27	PLANT OPERATOR I	22,131
42	10	219	71550	R27	PLANT OPERATOR I	21,694
42	10	225	71550	R27	PLANT OPERATOR I	21,070
42	10	226	71550	R27	PLANT OPERATOR I	22,131
42	10	227	71550	R27	PLANT OPERATOR I	21,694
42	10	11	70450	R28	ELECTRICIAN JOURNEYMAN	34,861
42	10	41	80006	R28	HEAVY TRUCK DRIVER III	37,565
42	10	205	80006	R28	HEAVY TRUCK DRIVER III	31,970
42	10	213	80006	R28	HEAVY TRUCK DRIVER III	30,742
42	10	24	71897	R28	UTILITY SYSTEMS CREW LEADER	30,992
42	10	37	71897	R28	UTILITY SYSTEMS CREW LEADER	30,992
42	10	3	41589	R29	BUYER I	29,578
42	10	23	71551	R30	PLANT OPERATOR II	30,410
42	10	26	71551	R30	PLANT OPERATOR II	33,696
42	10	28	71551	R30	PLANT OPERATOR II	28,662
42	10	218	71551	R30	PLANT OPERATOR II	26,354
42	10	4	71888	R32	MASTER ELECTRICIAN	39,312
42	10	221	71898	R32	UTILITY SYSTEMS SUPERVISOR	41,330
42	10	10	71544	R33	PLANT OPERATOR III	38,418
42	10	12	71544	R33	PLANT OPERATOR III	35,568
42	10	18	71544	R33	PLANT OPERATOR III	38,293
42	10	24	71544	R33	PLANT OPERATOR III	33,238
42	10	29	71544	R33	PLANT OPERATOR III	33,238
42	10	220	15053	R34	WASTEWATER TREATMENT OPER.SUPT	41,330
42	10	51	20015	R35	ADMINISTRATIVE ASSISTANT II	51,147
42	10	2	10044	R36	ASSISTANT SUPERINTENDENT	51,042
42	10	1	12202	R38	WASTEWATER TREATMENT SUPDT	72,467
<b>TOTAL COUNT</b>			<b>42</b>		<b>TOTAL SALARIES</b>	<b>1,281,030</b>

FUND NUMBER	559 SEWER SYSTEM
DEPARTMENT NAME	UTILITIES
DEPARTMENT NUMBER	42 SEWER SYSTEM
DIVISION NUMBER	10 WASTEWATER TREATMENT

PERFORMANCE MEASURES

	ACTUAL 09-10	ACTUAL 10-11	ESTIMATED 11-12	PROPOSED 12-13
<b>Workload Measures</b>				
Amount of wastewater treated in million gallons	6,663	6,609	6,654	6,787
Total cost	\$5,319,244	\$5,485,831	\$6,782,422	\$7,319,731
<b>Efficiency Measures</b>				
Cost per million gallons treated	\$798	\$830	\$1,019	\$1,078
<b>Effectiveness Measures</b>				
% change in cost per million gallons treated	11.8%	4.0%	22.7%	5.8%

FUND NUMBER	559 SEWER SYSTEM
DEPARTMENT NAME	UTILITIES
DEPARTMENT NUMBER	42 SEWER SYSTEM
DIVISION NUMBER	20 WASTEWATER COLLECTION

**MISSION**

Provide uninterrupted sanitary sewer service to all residential and commercial customers.

**OBJECTIVES & PLANNED ACCOMPLISHMENTS**

- Develop a well-rounded preventive and corrective maintenance program for sewer collections lines in order to reduce the number of wastewater spills as mandated by the newly imposed SSO Preventive Program.
- Perform repairs on the collection system utilizing the most effective method that minimizes the public’s exposure to untreated wastewater.
- Provide a safe working environment for all employees to minimizing and /or eliminate the potential of work related injuries.
- Achieve a proper level of employee certification by increasing the amount of training opportunities.
- Investigate and eliminate illicit sewer connections that pose community health risks.

**EXPENDITURES**

	ACTUAL 09-10	ACTUAL 10-11	AMENDED 11-12	ESTIMATED 11-12	PROPOSED 12-13
Personnel Services	1,398,137	1,454,260	1,372,075	1,318,225	1,542,767
Materials & Supplies	569,844	765,308	883,534	929,870	1,201,272
Contractual Services	760,790	766,822	1,588,710	1,609,870	1,663,777
Other Charges	4,379	15,965	4,378	4,378	-
Capital Outlay	-	713,494	264,000	264,000	454,000
<b>Total</b>	2,733,150	3,715,849	4,112,697	4,126,343	4,861,816

**PERSONNEL POSITION LISTING**

DEPT	DIV	AUTH #	POSITION NO.	GRADE	POSITION TITLE	12-13 PROPOSED ANNUAL RATE
42	20	7	81201	R23	UTILITY MAINTENANCE WORKER	20,862
42	20	10	81201	R23	UTILITY MAINTENANCE WORKER	20,862
42	20	13	81201	R23	UTILITY MAINTENANCE WORKER	20,883
42	20	14	81201	R23	UTILITY MAINTENANCE WORKER	20,675
42	20	214	81201	R23	UTILITY MAINTENANCE WORKER	20,675
42	20	215	81201	R23	UTILITY MAINTENANCE WORKER	20,675
42	20	216	81201	R23	UTILITY MAINTENANCE WORKER	20,675
42	20	220	81201	R23	UTILITY MAINTENANCE WORKER	20,259
42	20	221	81201	R23	UTILITY MAINTENANCE WORKER	20,259
42	20	29	81969	R25	UTILITY SYSTEMS MECHANIC	23,858



FUND NUMBER  
DEPARTMENT NAME  
DEPARTMENT NUMBER  
DIVISION NUMBER

559 SEWER SYSTEM  
UTILITIES  
42 SEWER SYSTEM  
20 WASTEWATER COLLECTION

PERSONNEL POSITION LISTING - CONTINUED

DEPT	DIV	AUTH #	POSITION NO.	GRADE	POSITION TITLE	12-13 PROPOSED ANNUAL RATE
42	20	115	20013	R27	CLERK III	29,203
42	20	26	71897	R28	UTILITY SYSTEMS CREW LEADER	35,818
42	20	33	71897	R28	UTILITY SYSTEMS CREW LEADER	33,592
42	20	35	71897	R28	UTILITY SYSTEMS CREW LEADER	37,294
42	20	37	71897	R28	UTILITY SYSTEMS CREW LEADER	39,520
42	20	8	70003	R29	HEAVY EQUIPMENT OPERATOR II	27,456
42	20	90	70003	R29	HEAVY EQUIPMENT OPERATOR II	27,997
42	20	197	70003	R29	HEAVY EQUIPMENT OPERATOR II	29,141
42	20	198	70003	R29	HEAVY EQUIPMENT OPERATOR II	35,256
42	20	199	70003	R29	HEAVY EQUIPMENT OPERATOR II	30,867
42	20	200	70003	R29	HEAVY EQUIPMENT OPERATOR II	27,331
42	20	201	70003	R29	HEAVY EQUIPMENT OPERATOR II	29,141
42	20	202	70003	R29	HEAVY EQUIPMENT OPERATOR II	34,653
42	20	203	70003	R29	HEAVY EQUIPMENT OPERATOR II	27,331
42	20	208	70003	R29	HEAVY EQUIPMENT OPERATOR II	27,331
42	20	209	70003	R29	HEAVY EQUIPMENT OPERATOR II	27,456
42	20	210	70003	R29	HEAVY EQUIPMENT OPERATOR II	38,501
42	20	211	70003	R29	HEAVY EQUIPMENT OPERATOR II	38,646
42	20	218	70003	R29	HEAVY EQUIPMENT OPERATOR II	29,141
42	20	5	71888	R32	MASTER ELECTRICIAN	37,898
42	20	4	71898	R32	UTILITY SYSTEMS SUPERVISOR	34,965
42	20	8	71898	R32	UTILITY SYSTEMS SUPERVISOR	44,387
42	20	213	10122	R41	ADMINISTRATIVE PLANNER	71,739
<b>TOTAL COUNT</b>			<b>33</b>		<b>TOTAL SALARIES</b>	<b>1,004,349</b>

PERFORMANCE MEASURES

	ACTUAL 09-10	ACTUAL 10-11	ESTIMATED 11-12	PROPOSED 12-13
<b>Workload Measures</b>				
Length of Lines Cleaned	616,389	571,666	665,000	700,000
Number of employees assigned	12	12	12	12
<b>Efficiency Measures</b>				
Length of line clean per number of employees	51,365	47,639	55,416	58,333
<b>Effectiveness Measures</b>				
% of targeted sewer lines cleaned	201	181	211	202

**CITY OF LAREDO, TEXAS  
SEWER SYSTEM  
DEBT SERVICE FUND  
FY 2012 - 2013**

	<u>ACTUAL FY 09-10</u>	<u>ACTUAL FY 10-11</u>	<u>ORIGINAL BUDGET FY 11-12</u>	<u>AMENDED BUDGET FY 11-12</u>	<u>TOTAL ESTIMATE FY 11-12</u>	<u>PROPOSED BUDGET FY 12-13</u>
<b>OPENING BALANCE</b>	\$3,397,118	\$3,158,668	\$2,209,645	\$3,275,077	\$3,275,077	\$4,707,295
<b>REVENUES</b>						
<b>SEWER DEBT SERVICE</b>						
Rents, Royalties and Interest	45,715	40,630	35,000	35,000	84,357	14,112
Reimburse and Miscellaneous	0	242	0	0	0	0
Other Financing Sources	7,395,990	8,339,519	14,235,284	9,059,816	11,386,427	8,681,191
<b>TOTAL SEWER DEBT SERVICE</b>	<b>7,441,705</b>	<b>8,380,391</b>	<b>14,270,284</b>	<b>9,094,816</b>	<b>11,470,784</b>	<b>8,695,303</b>
<b>TOTAL REVENUES</b>	<b>7,441,705</b>	<b>8,380,391</b>	<b>14,270,284</b>	<b>9,094,816</b>	<b>11,470,784</b>	<b>8,695,303</b>
<b>TOTAL AVAILABLE</b>	<b>10,838,823</b>	<b>11,539,059</b>	<b>16,479,929</b>	<b>12,369,893</b>	<b>14,745,861</b>	<b>13,402,598</b>
<b>EXPENDITURES</b>						
<b>SEWER DEBT SERVICE</b>						
Debt Service	7,680,155	8,263,983	11,427,317	10,038,566	10,038,566	8,639,653
<b>TOTAL SEWER DEBT SERVICE</b>	<b>7,680,155</b>	<b>8,263,983</b>	<b>11,427,317</b>	<b>10,038,566</b>	<b>10,038,566</b>	<b>8,639,653</b>
<b>TOTAL EXPENDITURES</b>	<b>7,680,155</b>	<b>8,263,983</b>	<b>11,427,317</b>	<b>10,038,566</b>	<b>10,038,566</b>	<b>8,639,653</b>
<b>CLOSING BALANCE</b>	<b>\$3,158,668</b>	<b>\$3,275,077</b>	<b>\$5,052,612</b>	<b>\$2,331,327</b>	<b>\$4,707,295</b>	<b>\$4,762,945</b>

**City of Laredo, Texas  
 Utilities Department (Sewer System - Debt Service)  
 Major Funding Changes  
 FY 2012-2013**

**REVENUES**

**Total Net Change from FY 2012 to FY 2013**                      \$ (5,574,981)    -39.07%

<u>Major Revenues Changes</u>	<u>Variance</u>	<u>% Change</u>
-------------------------------	-----------------	-----------------

Interest Earnings	(20,888)	-59.68%
Transfer In: Sewer Operations & 2011 Bond	(5,554,093)	-39.02%

**EXPENDITURES**

**Debt Service**

G.O. Principal and Interest	58,023
C.O. Principal and Interest	168,930
Revenue Bond Principal And Interest	(3,008,117)
Fiscal Agent Fees	<u>(6,500)</u>

<b>Total Net Change from FY 2012 to FY 2013</b>	<b><u><u>(2,787,664)</u></u></b>
---	----------------------------------

**CITY OF LAREDO, TEXAS  
SEWER SYSTEM  
CONSTRUCTION FUND  
FY 2012 - 2013**

	<u>ACTUAL FY 09-10</u>	<u>ACTUAL FY 10-11</u>	<u>ORIGINAL BUDGET FY 11-12</u>	<u>AMENDED BUDGET FY 11-12</u>	<u>TOTAL ESTIMATE FY 11-12</u>	<u>PROPOSED BUDGET FY 12-13</u>
<b>OPENING BALANCE</b>	<b>\$95,110</b>	<b>\$175,764</b>	<b>\$0</b>	<b>\$443,540</b>	<b>\$443,540</b>	<b>\$0</b>
<b>REVENUES</b>						
<b>SEWER CONSTRUCTION</b>						
Reimburse and Miscellaneous	153,340	12,614	0	0	0	0
Other Financing Sources	181,309	582,564	748,854	748,854	734,568	983,854
<b>TOTAL SEWER CONSTRUCTION</b>	<b>334,649</b>	<b>595,178</b>	<b>748,854</b>	<b>748,854</b>	<b>734,568</b>	<b>983,854</b>
<b>TOTAL REVENUES</b>	<b>334,649</b>	<b>595,178</b>	<b>748,854</b>	<b>748,854</b>	<b>734,568</b>	<b>983,854</b>
<b>TOTAL AVAILABLE</b>	<b>429,759</b>	<b>770,942</b>	<b>748,854</b>	<b>1,192,394</b>	<b>1,178,108</b>	<b>983,854</b>
<b>EXPENDITURES</b>						
<b>SEWER CONSTRUCTION</b>						
Personnel Services	0	984	1,050	1,263	1,263	0
Contractual Services	61,824	73,622	62,066	80,859	73,859	83,854
Other Charges	0	55,714	0	0	0	0
Capital Outlay	0	0	0	0	7,000	0
Projects	192,170	197,083	685,738	1,095,986	1,095,986	900,000
<b>TOTAL SEWER CONSTRUCTION</b>	<b>253,994</b>	<b>327,402</b>	<b>748,854</b>	<b>1,178,108</b>	<b>1,178,108</b>	<b>983,854</b>
<b>TOTAL EXPENDITURES</b>	<b>253,994</b>	<b>327,402</b>	<b>748,854</b>	<b>1,178,108</b>	<b>1,178,108</b>	<b>983,854</b>
<b>CLOSING BALANCE</b>	<b>\$175,764</b>	<b>\$443,540</b>	<b>\$0</b>	<b>\$14,286</b>	<b>\$0</b>	<b>\$0</b>



**CITY OF LAREDO, TEXAS  
SEWER SYSTEM  
1998 "A" C.O. BOND  
FY 2012 - 2013**

	<u>ORIGINAL BUDGET FY 11-12</u>	<u>AMENDED BUDGET FY 11-12</u>	<u>ACTUAL FY 10-11</u>	<u>TOTAL ESTIMATE FY 11-12</u>	<u>PROPOSED BUDGET FY 12-13</u>	<u>TOTAL PROJECT BUDGET FY 12-13</u>
<b>OPENING BALANCE</b>	\$0	\$0	\$0	\$323,470	\$0	\$0
<b>REVENUES</b>						
<b>1998 A BOND CONSTRUCTION</b>						
Intergovernmental Revenue	1,175,013	1,175,013	1,175,013	0	0	1,175,013
Rents, Royalties and Interest	2,643,204	2,643,204	2,638,747	332	200	2,639,279
Reimburse and Miscellaneous	9,996	9,996	9,996	0	0	9,996
Other Financing Sources	6,415,000	6,415,000	6,415,000	0	0	6,415,000
<b>TOTAL 1998 A BOND CONSTRUCTION</b>	<b>10,243,213</b>	<b>10,243,213</b>	<b>10,238,756</b>	<b>332</b>	<b>200</b>	<b>10,239,288</b>
<b>TOTAL REVENUES</b>	<b>10,243,213</b>	<b>10,243,213</b>	<b>10,238,756</b>	<b>332</b>	<b>200</b>	<b>10,239,288</b>
<b>TOTAL AVAILABLE</b>	<b>10,243,213</b>	<b>10,243,213</b>	<b>10,238,756</b>	<b>323,802</b>	<b>200</b>	<b>10,239,288</b>
<b>EXPENDITURES</b>						
<b>1998 A BOND CONSTRUCTION</b>						
Contractual Services	96,467	96,467	96,467	0	0	96,467
Capital Outlay	138,483	139,678	47,885	91,793	0	139,678
Intergovernmental Transfers	300,000	300,000	300,000	0	0	300,000
Projects	9,708,263	9,707,068	9,470,934	232,009	200	9,703,143
<b>TOTAL 1998 A BOND CONSTRUCTION</b>	<b>10,243,213</b>	<b>10,243,213</b>	<b>9,915,286</b>	<b>323,802</b>	<b>200</b>	<b>10,239,288</b>
<b>TOTAL EXPENDITURES</b>	<b>10,243,213</b>	<b>10,243,213</b>	<b>9,915,286</b>	<b>323,802</b>	<b>200</b>	<b>10,239,288</b>
<b>CLOSING BALANCE</b>	<b>\$0</b>	<b>\$0</b>	<b>\$323,470</b>	<b>\$0</b>	<b>\$0</b>	<b>\$0</b>

**CITY OF LAREDO, TEXAS  
SEWER SYSTEM  
2004 REVENUE BOND  
FY 2012 - 2013**

	<u>ORIGINAL BUDGET FY 11-12</u>	<u>AMENDED BUDGET FY 11-12</u>	<u>ACTUAL FY 10-11</u>	<u>TOTAL ESTIMATE FY 11-12</u>	<u>PROPOSED BUDGET FY 12-13</u>	<u>TOTAL PROJECT BUDGET FY 12-13</u>
<b>OPENING BALANCE</b>	\$0	\$0	\$0	\$574,232	\$0	\$0
<b>REVENUES</b>						
<b>2004 B REVENUE BOND SEWER</b>						
Rents, Royalties and Interest	557,296	557,296	557,547	(251)	696	557,992
Other Financing Sources	3,620,000	3,620,000	3,620,000	0	0	3,620,000
<b>TOTAL 2004 B REVENUE BOND SEWER</b>	<b>4,177,296</b>	<b>4,177,296</b>	<b>4,177,547</b>	<b>(251)</b>	<b>696</b>	<b>4,177,992</b>
<b>TOTAL REVENUES</b>	<b>4,177,296</b>	<b>4,177,296</b>	<b>4,177,547</b>	<b>(251)</b>	<b>696</b>	<b>4,177,992</b>
<b>TOTAL AVAILABLE</b>	<b>4,177,296</b>	<b>4,177,296</b>	<b>4,177,547</b>	<b>573,981</b>	<b>696</b>	<b>4,177,992</b>
<b>EXPENDITURES</b>						
<b>2004 B REVENUE BOND SEWER</b>						
Debt Service	90,000	90,000	90,000	0	0	90,000
Projects	4,087,296	4,087,296	3,513,315	573,981	696	4,087,992
<b>TOTAL 2004 B REVENUE BOND SEWER</b>	<b>4,177,296</b>	<b>4,177,296</b>	<b>3,603,315</b>	<b>573,981</b>	<b>696</b>	<b>4,177,992</b>
<b>TOTAL EXPENDITURES</b>	<b>4,177,296</b>	<b>4,177,296</b>	<b>3,603,315</b>	<b>573,981</b>	<b>696</b>	<b>4,177,992</b>
<b>CLOSING BALANCE</b>	<b>\$0</b>	<b>\$0</b>	<b>\$574,232</b>	<b>\$0</b>	<b>\$0</b>	<b>\$0</b>

**CITY OF LAREDO, TEXAS  
SEWER SYSTEM  
2005 REVENUE BOND  
FY 2012 - 2013**

	<u>ORIGINAL BUDGET FY 11-12</u>	<u>AMENDED BUDGET FY 11-12</u>	<u>ACTUAL FY 10-11</u>	<u>TOTAL ESTIMATE FY 11-12</u>	<u>PROPOSED BUDGET FY 12-13</u>	<u>TOTAL PROJECT BUDGET FY 12-13</u>
<b>OPENING BALANCE</b>	\$0	\$0	\$0	\$740,276	\$0	\$0
<b>REVENUES</b>						
<b>2005 REVENUE BOND</b>						
Rents, Royalties and Interest	301,904	301,904	301,809	95	1,390	303,294
Other Financing Sources	2,005,000	2,005,000	2,005,000	0	0	2,005,000
<b>TOTAL 2005 REVENUE BOND</b>	<b>2,306,904</b>	<b>2,306,904</b>	<b>2,306,809</b>	<b>95</b>	<b>1,390</b>	<b>2,308,294</b>
<b>TOTAL REVENUES</b>	<b>2,306,904</b>	<b>2,306,904</b>	<b>2,306,809</b>	<b>95</b>	<b>1,390</b>	<b>2,308,294</b>
<b>TOTAL AVAILABLE</b>	<b>2,306,904</b>	<b>2,306,904</b>	<b>2,306,809</b>	<b>740,371</b>	<b>1,390</b>	<b>2,308,294</b>
<b>EXPENDITURES</b>						
<b>2005 REVENUE BOND</b>						
Debt Service	55,000	55,000	55,000	0	0	55,000
Projects	2,251,904	2,251,904	1,511,533	740,371	1,390	2,253,294
<b>TOTAL 2005 REVENUE BOND</b>	<b>2,306,904</b>	<b>2,306,904</b>	<b>1,566,533</b>	<b>740,371</b>	<b>1,390</b>	<b>2,308,294</b>
<b>TOTAL EXPENDITURES</b>	<b>2,306,904</b>	<b>2,306,904</b>	<b>1,566,533</b>	<b>740,371</b>	<b>1,390</b>	<b>2,308,294</b>
<b>CLOSING BALANCE</b>	<b>\$0</b>	<b>\$0</b>	<b>\$740,276</b>	<b>\$0</b>	<b>\$0</b>	<b>\$0</b>



**CITY OF LAREDO, TEXAS  
SEWER SYSTEM  
2006 REVENUE BOND  
FY 2012 - 2013**

	<u>ORIGINAL BUDGET FY 11-12</u>	<u>AMENDED BUDGET FY 11-12</u>	<u>ACTUAL FY 10-11</u>	<u>TOTAL ESTIMATE FY 11-12</u>	<u>PROPOSED BUDGET FY 12-13</u>	<u>TOTAL PROJECT BUDGET FY 12-13</u>
<b>OPENING BALANCE</b>	<b>\$0</b>	<b>\$0</b>	<b>\$0</b>	<b>\$694,406</b>	<b>\$0</b>	<b>\$0</b>
<b>REVENUES</b>						
<b>2006 REVENUE BOND</b>						
Rents, Royalties and Interest	481,295	481,295	481,295	0	1,039	482,334
Reimburse and Miscellaneous	42,780	42,780	71,465	(28,685)	230,390	273,170
Other Financing Sources	4,535,000	4,535,000	4,535,000	0	0	4,535,000
<b>TOTAL 2006 REVENUE BOND</b>	<b>5,059,075</b>	<b>5,059,075</b>	<b>5,087,760</b>	<b>(28,685)</b>	<b>231,429</b>	<b>5,290,504</b>
<b>TOTAL REVENUES</b>	<b>5,059,075</b>	<b>5,059,075</b>	<b>5,087,760</b>	<b>(28,685)</b>	<b>231,429</b>	<b>5,290,504</b>
<b>TOTAL AVAILABLE</b>	<b>5,059,075</b>	<b>5,059,075</b>	<b>5,087,760</b>	<b>665,721</b>	<b>231,429</b>	<b>5,290,504</b>
<b>EXPENDITURES</b>						
<b>2006 REVENUE BOND</b>						
Other Charges	0	0	0	0	201,705	201,705
Capital Outlay	8,355	9,744	7,424	2,320	0	9,744
Debt Service	91,857	91,857	91,857	0	0	91,857
Intergovernmental Transfers	234,113	234,113	234,113	0	0	234,113
Projects	4,724,750	4,723,361	4,059,960	663,401	29,724	4,753,085
<b>TOTAL 2006 REVENUE BOND</b>	<b>5,059,075</b>	<b>5,059,075</b>	<b>4,393,354</b>	<b>665,721</b>	<b>231,429</b>	<b>5,290,504</b>
<b>TOTAL EXPENDITURES</b>	<b>5,059,075</b>	<b>5,059,075</b>	<b>4,393,354</b>	<b>665,721</b>	<b>231,429</b>	<b>5,290,504</b>
<b>CLOSING BALANCE</b>	<b>\$0</b>	<b>\$0</b>	<b>\$694,406</b>	<b>\$0</b>	<b>\$0</b>	<b>\$0</b>

**CITY OF LAREDO, TEXAS  
SEWER SYSTEM  
2007 REVENUE BOND  
FY 2012 - 2013**

	<u>ORIGINAL BUDGET FY 11-12</u>	<u>AMENDED BUDGET FY 11-12</u>	<u>ACTUAL FY 10-11</u>	<u>TOTAL ESTIMATE FY 11-12</u>	<u>PROPOSED BUDGET FY 12-13</u>	<u>TOTAL PROJECT BUDGET FY 12-13</u>
<b>OPENING BALANCE</b>	<b>\$0</b>	<b>\$0</b>	<b>\$0</b>	<b>\$1,852,710</b>	<b>\$0</b>	<b>\$0</b>
<b>REVENUES</b>						
<b>2007 REVENUE BOND</b>						
Rents, Royalties and Interest	444,215	444,215	443,854	361	1,866	446,081
Reimburse and Miscellaneous	86,734	86,734	86,734	0	0	86,734
Other Financing Sources	9,195,000	9,195,000	9,195,000	0	0	9,195,000
<b>TOTAL 2007 REVENUE BOND</b>	<b>9,725,949</b>	<b>9,725,949</b>	<b>9,725,588</b>	<b>361</b>	<b>1,866</b>	<b>9,727,815</b>
<b>TOTAL REVENUES</b>	<b>9,725,949</b>	<b>9,725,949</b>	<b>9,725,588</b>	<b>361</b>	<b>1,866</b>	<b>9,727,815</b>
<b>TOTAL AVAILABLE</b>	<b>9,725,949</b>	<b>9,725,949</b>	<b>9,725,588</b>	<b>1,853,071</b>	<b>1,866</b>	<b>9,727,815</b>
<b>EXPENDITURES</b>						
<b>2007 REVENUE BOND</b>						
Contractual Services	18,451	18,451	18,451	0	0	18,451
Capital Outlay	1,259,359	1,259,359	1,259,359	0	0	1,259,359
Debt Service	248,961	248,961	248,961	0	0	248,961
Intergovernmental Transfers	481,539	481,539	481,539	0	0	481,539
Projects	7,717,639	7,717,639	5,864,568	1,853,071	1,866	7,719,505
<b>TOTAL 2007 REVENUE BOND</b>	<b>9,725,949</b>	<b>9,725,949</b>	<b>7,872,878</b>	<b>1,853,071</b>	<b>1,866</b>	<b>9,727,815</b>
<b>TOTAL EXPENDITURES</b>	<b>9,725,949</b>	<b>9,725,949</b>	<b>7,872,878</b>	<b>1,853,071</b>	<b>1,866</b>	<b>9,727,815</b>
<b>CLOSING BALANCE</b>	<b>\$0</b>	<b>\$0</b>	<b>\$1,852,710</b>	<b>\$0</b>	<b>\$0</b>	<b>\$0</b>

**CITY OF LAREDO, TEXAS  
SEWER SYSTEM  
2008 COMBINATION TAX AND REVENUE BOND  
FY 2012 - 2013**

	<u>ORIGINAL BUDGET FY 11-12</u>	<u>AMENDED BUDGET FY 11-12</u>	<u>ACTUAL FY 10-11</u>	<u>TOTAL ESTIMATE FY 11-12</u>	<u>PROPOSED BUDGET FY 12-13</u>	<u>TOTAL PROJECT BUDGET FY 12-13</u>
<b>OPENING BALANCE</b>	\$0	\$0	\$0	\$3,492,905	\$0	\$0
<b>REVENUES</b>						
<b>2008 B COMB TAX/REV CERT</b>						
Intergovernmental Revenue	6,628	6,628	0	6,628	0	6,628
Rents, Royalties and Interest	781,006	781,006	760,843	6,534	0	767,377
Reimburse and Miscellaneous	19,015	127,835	134,841	(7,006)	61,692	189,527
Other Financing Sources	20,971,581	20,971,581	20,971,581	0	0	20,971,581
<b>TOTAL 2008 B COMB TAX/REV CERT</b>	<b>21,778,230</b>	<b>21,887,050</b>	<b>21,867,265</b>	<b>6,156</b>	<b>61,692</b>	<b>21,935,113</b>
<b>TOTAL REVENUES</b>	<b>21,778,230</b>	<b>21,887,050</b>	<b>21,867,265</b>	<b>6,156</b>	<b>61,692</b>	<b>21,935,113</b>
<b>TOTAL AVAILABLE</b>	<b>21,778,230</b>	<b>21,887,050</b>	<b>21,867,265</b>	<b>3,499,061</b>	<b>61,692</b>	<b>21,935,113</b>
<b>EXPENDITURES</b>						
<b>2008 B COMB TAX/REV CERT</b>						
Capital Outlay	170,254	184,689	184,689	0	0	184,689
Projects	21,607,976	21,702,361	18,189,671	3,499,061	61,692	21,750,424
<b>TOTAL 2008 B COMB TAX/REV CERT</b>	<b>21,778,230</b>	<b>21,887,050</b>	<b>18,374,360</b>	<b>3,499,061</b>	<b>61,692</b>	<b>21,935,113</b>
<b>TOTAL EXPENDITURES</b>	<b>21,778,230</b>	<b>21,887,050</b>	<b>18,374,360</b>	<b>3,499,061</b>	<b>61,692</b>	<b>21,935,113</b>
<b>CLOSING BALANCE</b>	<b>\$0</b>	<b>\$0</b>	<b>\$3,492,905</b>	<b>\$0</b>	<b>\$0</b>	<b>\$0</b>

**CITY OF LAREDO, TEXAS  
SEWER SYSTEM  
2009 REVENUE BOND  
FY 2012 - 2013**

	<u>ORIGINAL BUDGET FY 11-12</u>	<u>AMENDED BUDGET FY 11-12</u>	<u>ACTUAL FY 10-11</u>	<u>TOTAL ESTIMATE FY 11-12</u>	<u>PROPOSED BUDGET FY 12-13</u>	<u>TOTAL PROJECT BUDGET FY 12-13</u>
<b>OPENING BALANCE</b>	<b>\$0</b>	<b>\$0</b>	<b>\$0</b>	<b>\$8,522,397</b>	<b>\$0</b>	<b>\$0</b>
<b>REVENUES</b>						
<b>2009 SERIES C, UT BOND</b>						
Rents, Royalties and Interest	360,332	360,332	365,219	(4,887)	36,516	396,848
Reimburse and Miscellaneous	197	197	197	0	0	197
Other Financing Sources	10,750,000	10,750,000	10,750,000	0	0	10,750,000
<b>TOTAL 2009 SERIES C, UT BOND</b>	<b>11,110,529</b>	<b>11,110,529</b>	<b>11,115,417</b>	<b>(4,888)</b>	<b>36,516</b>	<b>11,147,045</b>
<b>TOTAL REVENUES</b>	<b>11,110,529</b>	<b>11,110,529</b>	<b>11,115,417</b>	<b>(4,888)</b>	<b>36,516</b>	<b>11,147,045</b>
<b>TOTAL AVAILABLE</b>	<b>11,110,529</b>	<b>11,110,529</b>	<b>11,115,417</b>	<b>8,517,509</b>	<b>36,516</b>	<b>11,147,045</b>
<b>EXPENDITURES</b>						
<b>2009 SERIES C, UT BOND</b>						
Capital Outlay	4,000,000	4,175,000	0	4,175,000	0	4,175,000
Debt Service	194,178	194,178	194,178	0	0	194,178
Projects	6,916,351	6,741,351	2,398,842	4,342,509	36,516	6,777,867
<b>TOTAL 2009 SERIES C, UT BOND</b>	<b>11,110,529</b>	<b>11,110,529</b>	<b>2,593,020</b>	<b>8,517,509</b>	<b>36,516</b>	<b>11,147,045</b>
<b>TOTAL EXPENDITURES</b>	<b>11,110,529</b>	<b>11,110,529</b>	<b>2,593,020</b>	<b>8,517,509</b>	<b>36,516</b>	<b>11,147,045</b>
<b>CLOSING BALANCE</b>	<b>\$0</b>	<b>\$0</b>	<b>\$8,522,397</b>	<b>\$0</b>	<b>\$0</b>	<b>\$0</b>

**CITY OF LAREDO, TEXAS  
SEWER SYSTEM  
2010 PPFCO  
FY 2012 - 2013**

	<u>ORIGINAL BUDGET FY 11-12</u>	<u>AMENDED BUDGET FY 11-12</u>	<u>ACTUAL FY 10-11</u>	<u>TOTAL ESTIMATE FY 11-12</u>	<u>PROPOSED BUDGET FY 12-13</u>	<u>TOTAL PROJECT BUDGET FY 12-13</u>
<b>OPENING BALANCE</b>	<b>\$0</b>	<b>\$0</b>	<b>\$0</b>	<b>\$384,373</b>	<b>\$0</b>	<b>\$0</b>
<b>REVENUES</b>						
<b>2010 PPFCO</b>						
Rents, Royalties and Interest	1,981	1,981	1,648	333	261	2,242
Reimburse and Miscellaneous	0	0	3,523	(3,523)	3,523	3,523
Other Financing Sources	959,195	959,195	959,195	0	0	959,195
<b>TOTAL 2010 PPFCO</b>	<b>961,176</b>	<b>961,176</b>	<b>964,366</b>	<b>(3,190)</b>	<b>3,784</b>	<b>964,960</b>
<b>TOTAL REVENUES</b>	<b>961,176</b>	<b>961,176</b>	<b>964,366</b>	<b>(3,190)</b>	<b>3,784</b>	<b>964,960</b>
<b>TOTAL AVAILABLE</b>	<b>961,176</b>	<b>961,176</b>	<b>964,366</b>	<b>381,183</b>	<b>3,784</b>	<b>964,960</b>
<b>EXPENDITURES</b>						
<b>2010 PPFCO</b>						
Materials and Supplies	19,466	19,466	19,466	0	0	19,466
Other Charges	1,981	0	0	0	0	0
Capital Outlay	919,534	921,515	540,332	381,183	0	921,515
Debt Service	20,195	20,195	20,195	0	0	20,195
Projects	0	0	0	0	3,784	3,784
<b>TOTAL 2010 PPFCO</b>	<b>961,176</b>	<b>961,176</b>	<b>579,993</b>	<b>381,183</b>	<b>3,784</b>	<b>964,960</b>
<b>TOTAL EXPENDITURES</b>	<b>961,176</b>	<b>961,176</b>	<b>579,993</b>	<b>381,183</b>	<b>3,784</b>	<b>964,960</b>
<b>CLOSING BALANCE</b>	<b>\$0</b>	<b>\$0</b>	<b>\$384,373</b>	<b>\$0</b>	<b>\$0</b>	<b>\$0</b>

**CITY OF LAREDO, TEXAS  
SEWER SYSTEM  
2010 REVENUE BOND  
FY 2012 - 2013**

	<u>ORIGINAL BUDGET FY 11-12</u>	<u>AMENDED BUDGET FY 11-12</u>	<u>ACTUAL FY 10-11</u>	<u>TOTAL ESTIMATE FY 11-12</u>	<u>PROPOSED BUDGET FY 12-13</u>	<u>TOTAL PROJECT BUDGET FY 12-13</u>
<b>OPENING BALANCE</b>	\$0	\$0	\$0	\$11,335,520	\$0	\$0
<b>REVENUES</b>						
<b>2010 REVENUE BOND</b>						
Rents, Royalties and Interest	796,257	796,257	784,819	11,438	43,210	839,467
Reimburse and Miscellaneous	0	0	7,611	(7,611)	7,611	7,611
Other Financing Sources	11,135,000	11,135,000	11,135,000	0	0	11,135,000
<b>TOTAL 2010 REVENUE BOND</b>	<b>11,931,257</b>	<b>11,931,257</b>	<b>11,927,431</b>	<b>3,826</b>	<b>50,821</b>	<b>11,982,078</b>
<b>TOTAL REVENUES</b>	<b>11,931,257</b>	<b>11,931,257</b>	<b>11,927,431</b>	<b>3,826</b>	<b>50,821</b>	<b>11,982,078</b>
<b>TOTAL AVAILABLE</b>	<b>11,931,257</b>	<b>11,931,257</b>	<b>11,927,431</b>	<b>11,339,346</b>	<b>50,821</b>	<b>11,982,078</b>
<b>EXPENDITURES</b>						
<b>2010 REVENUE BOND</b>						
Other Charges	88,423	72,823	0	72,822	50,821	123,643
Debt Service	124,952	124,952	124,952	0	0	124,952
Intergovernmental Transfers	466,959	466,959	466,959	0	0	466,959
Projects	11,250,924	11,266,524	0	11,266,524	0	11,266,524
<b>TOTAL 2010 REVENUE BOND</b>	<b>11,931,258</b>	<b>11,931,258</b>	<b>591,911</b>	<b>11,339,346</b>	<b>50,821</b>	<b>11,982,078</b>
<b>TOTAL EXPENDITURES</b>	<b>11,931,258</b>	<b>11,931,258</b>	<b>591,911</b>	<b>11,339,346</b>	<b>50,821</b>	<b>11,982,078</b>
<b>CLOSING BALANCE</b>	<b>(\$1)</b>	<b>(\$1)</b>	<b>\$11,335,520</b>	<b>\$0</b>	<b>\$0</b>	<b>\$0</b>

## **Capital Projects**

**CITY OF LAREDO, TEXAS  
CAPITAL PROJECTS  
CAPITAL IMPROVEMENT FUND  
FY 2012 - 2013**

	<u>ORIGINAL BUDGET FY 11-12</u>	<u>AMENDED BUDGET FY 11-12</u>	<u>ACTUAL FY 10-11</u>	<u>TOTAL ESTIMATE FY 11-12</u>	<u>PROPOSED BUDGET FY 12-13</u>	<u>TOTAL PROJECT BUDGET FY 12-13</u>
<b>OPENING BALANCE</b>	<b>\$0</b>	<b>\$0</b>	<b>\$0</b>	<b>\$12,143,162</b>	<b>\$3,059,444</b>	<b>\$500,000</b>
<b>REVENUES</b>						
Intergovernmental Revenue	12,347,894	12,347,894	1,802,402	10,545,492	0	12,347,894
Rents, Royalties and Interest	5,191,977	5,191,977	5,156,917	35,000	31,000	5,222,917
Reimburse and Miscellaneous	2,466,550	2,466,550	2,526,176	300,000	235,790	3,061,966
Other Financing Sources	31,781,680	32,256,536	27,199,834	7,476,614	2,109,597	36,786,045
<b>CIP CONTRIBUTIONS</b>						
Reimburse and Miscellaneous	982,318	982,318	962,303	(3,081)	0	959,222
<b>TOTAL CIP CONTRIBUTIONS</b>	<b>982,318</b>	<b>982,318</b>	<b>962,303</b>	<b>(3,081)</b>	<b>0</b>	<b>959,222</b>
<b>TOTAL REVENUES</b>	<b>52,770,419</b>	<b>53,245,275</b>	<b>37,647,632</b>	<b>18,354,025</b>	<b>2,376,387</b>	<b>58,378,044</b>
<b>TOTAL AVAILABLE</b>	<b>52,770,419</b>	<b>53,245,275</b>	<b>37,647,632</b>	<b>30,497,187</b>	<b>5,435,831</b>	<b>58,878,044</b>
<b>EXPENDITURES</b>						
<b>STREET IMPROVEMENTS</b>						
Materials and Supplies	1,796,141	2,145,881	1,191,530	954,351	0	2,145,881
Contractual Services	226,095	340,881	208,023	132,858	0	340,881
Other Charges	2,698,987	1,817,849	105,942	1,941,941	691,361	2,739,244
Capital Outlay	938,278	2,551,168	932,280	1,618,888	235,790	2,786,958
Intergovernmental Transfers	14,183,858	14,183,858	8,277,915	5,905,943	4,000,000	18,183,858
<b>TOTAL STREET IMPROVEMENTS</b>	<b>19,843,359</b>	<b>21,039,637</b>	<b>10,715,690</b>	<b>10,553,981</b>	<b>4,927,151</b>	<b>26,196,822</b>
<b>CIP CONTRIBUTIONS</b>						
Capital Outlay	982,318	992,346	113,145	846,105	0	959,250
<b>TOTAL CIP CONTRIBUTIONS</b>	<b>982,318</b>	<b>992,346</b>	<b>113,145</b>	<b>846,105</b>	<b>0</b>	<b>959,250</b>
<b>TRAFFIC DEPT. PROJECTS</b>						
Capital Outlay	347,735	374,690	150,969	223,721	0	374,690
<b>TOTAL TRAFFIC DEPT. PROJECTS</b>	<b>347,735</b>	<b>374,690</b>	<b>150,969</b>	<b>223,721</b>	<b>0</b>	<b>374,690</b>
<b>PARKS &amp; RECREATION PROJ.</b>						
Capital Outlay	6,064,477	7,524,337	3,661,856	3,362,481	8,680	7,033,017
<b>TOTAL PARKS &amp; RECREATION PROJ.</b>	<b>6,064,477</b>	<b>7,524,337</b>	<b>3,661,856</b>	<b>3,362,481</b>	<b>8,680</b>	<b>7,033,017</b>



**CITY OF LAREDO, TEXAS  
CAPITAL PROJECTS  
CAPITAL IMPROVEMENT FUND  
FY 2012 - 2013**

	<u>ORIGINAL BUDGET FY 11-12</u>	<u>AMENDED BUDGET FY 11-12</u>	<u>ACTUAL FY 10-11</u>	<u>TOTAL ESTIMATE FY 11-12</u>	<u>PROPOSED BUDGET FY 12-13</u>	<u>TOTAL PROJECT BUDGET FY 12-13</u>
<b>OTHER CONSTRUCTION PROJ.</b>						
Capital Outlay	22,828,549	20,610,284	8,251,059	12,359,225	0	20,610,284
<b>TOTAL OTHER CONSTRUCTION PROJ.</b>	<b>22,828,549</b>	<b>20,610,284</b>	<b>8,251,059</b>	<b>12,359,225</b>	<b>0</b>	<b>20,610,284</b>
<b>CONSTRUCT/DISTRICT 00-01</b>						
Capital Outlay	1,221,662	1,221,662	1,211,650	10,012	0	1,221,662
<b>TOTAL CONSTRUCT/DISTRICT 00-01</b>	<b>1,221,662</b>	<b>1,221,662</b>	<b>1,211,650</b>	<b>10,012</b>	<b>0</b>	<b>1,221,662</b>
<b>CONSTRUCT/DISTRICT 02-03</b>						
Capital Outlay	387,979	387,979	387,975	4	0	387,979
<b>TOTAL CONSTRUCT/DISTRICT 02-03</b>	<b>387,979</b>	<b>387,979</b>	<b>387,975</b>	<b>4</b>	<b>0</b>	<b>387,979</b>
<b>CONSTRUCTION/DIST.FY 2004</b>						
Capital Outlay	1,094,340	1,094,340	1,012,127	82,213	0	1,094,340
<b>TOTAL CONSTRUCTION/DIST.FY 2004</b>	<b>1,094,340</b>	<b>1,094,340</b>	<b>1,012,127</b>	<b>82,213</b>	<b>0</b>	<b>1,094,340</b>
<b>TOTAL EXPENDITURES</b>	<b>52,770,419</b>	<b>53,245,275</b>	<b>25,504,470</b>	<b>27,437,743</b>	<b>4,935,831</b>	<b>57,878,044</b>
<b>CLOSING BALANCE</b>	<b>\$0</b>	<b>\$0</b>	<b>\$12,143,162</b>	<b>\$3,059,444</b>	<b>\$500,000</b>	<b>\$1,000,000</b>

**CITY OF LAREDO, TEXAS  
CAPITAL PROJECTS  
CONTRACTUAL OBLIGATIONS FUND  
FY 2012 - 2013**

	<u>ORIGINAL BUDGET FY 11-12</u>	<u>AMENDED BUDGET FY 11-12</u>	<u>ACTUAL FY 10-11</u>	<u>TOTAL ESTIMATE FY 11-12</u>	<u>PROPOSED BUDGET FY 12-13</u>	<u>TOTAL PROJECT BUDGET FY 12-13</u>
<b>OPENING BALANCE</b>	<b>\$0</b>	<b>\$0</b>	<b>\$0</b>	<b>\$807,324</b>	<b>\$0</b>	<b>\$0</b>
<b>REVENUES</b>						
<b>2003 C.O. PPFCO</b>						
Rents, Royalties and Interest	0	0	42,901	0	0	0
Reimburse and Miscellaneous	0	0	35,073	0	0	0
Other Financing Sources	0	0	2,795,000	0	0	0
<b>TOTAL 2003 C.O. PPFCO</b>	<b>0</b>	<b>0</b>	<b>2,872,973</b>	<b>1</b>	<b>0</b>	<b>0</b>
<b>2006 C.O. PPFCO</b>						
Rents, Royalties and Interest	145,960	145,960	145,631	244	0	145,875
Reimburse and Miscellaneous	53,895	53,895	53,895	0	0	53,895
Other Financing Sources	4,320,000	4,320,000	4,320,000	0	0	4,320,000
<b>TOTAL 2006 C.O. PPFCO</b>	<b>4,519,855</b>	<b>4,519,855</b>	<b>4,519,526</b>	<b>244</b>	<b>0</b>	<b>4,519,770</b>
<b>2008 PPFCO</b>						
Rents, Royalties and Interest	67,232	67,232	66,997	0	0	66,997
Reimburse and Miscellaneous	7,098	7,098	7,098	0	4	7,102
Other Financing Sources	3,555,000	3,555,000	3,555,000	0	0	3,555,000
<b>TOTAL 2008 PPFCO</b>	<b>3,629,330</b>	<b>3,629,330</b>	<b>3,629,095</b>	<b>0</b>	<b>4</b>	<b>3,629,099</b>
<b>2009 PPFCO</b>						
Rents, Royalties and Interest	50,642	50,642	48,296	195	0	48,491
Reimburse and Miscellaneous	6,570	6,570	9,093	(2,523)	2,523	9,093
Other Financing Sources	5,095,000	5,095,000	5,095,000	0	0	5,095,000
<b>TOTAL 2009 PPFCO</b>	<b>5,152,212</b>	<b>5,152,212</b>	<b>5,152,390</b>	<b>(2,329)</b>	<b>2,523</b>	<b>5,152,584</b>

**CITY OF LAREDO, TEXAS  
CAPITAL PROJECTS  
CONTRACTUAL OBLIGATIONS FUND  
FY 2012 - 2013**

	<u>ORIGINAL BUDGET FY 11-12</u>	<u>AMENDED BUDGET FY 11-12</u>	<u>ACTUAL FY 10-11</u>	<u>TOTAL ESTIMATE FY 11-12</u>	<u>PROPOSED BUDGET FY 12-13</u>	<u>TOTAL PROJECT BUDGET FY 12-13</u>
<b>2010 PPFCO</b>						
Rents, Royalties and Interest	2,457	2,457	1,301	389	0	1,690
Reimburse and Miscellaneous	0	0	1,854	(1,854)	4,154	4,154
Other Financing Sources	510,629	510,629	510,629	0	0	510,629
<b>TOTAL 2010 PPFCO</b>	<b>513,086</b>	<b>513,086</b>	<b>513,784</b>	<b>(1,465)</b>	<b>4,154</b>	<b>516,473</b>
<b>TOTAL REVENUES</b>	<b>13,814,483</b>	<b>13,814,483</b>	<b>16,687,768</b>	<b>(3,549)</b>	<b>6,681</b>	<b>13,817,926</b>
<b>TOTAL AVAILABLE</b>	<b>13,814,483</b>	<b>13,814,483</b>	<b>16,687,768</b>	<b>803,775</b>	<b>6,681</b>	<b>13,817,926</b>
<b>EXPENDITURES</b>						
<b>2003 C.O. PPFCO</b>						
Materials and Supplies	0	0	377,366	0	0	0
Contractual Services	0	0	780	0	0	0
Capital Outlay	0	0	2,431,492	0	0	0
Debt Service	0	0	61,150	0	0	0
Intergovernmental Transfers	0	0	2,185	0	0	0
<b>TOTAL 2003 C.O. PPFCO</b>	<b>0</b>	<b>0</b>	<b>2,872,973</b>	<b>0</b>	<b>0</b>	<b>0</b>
<b>2006 C.O. PPFCO</b>						
Materials and Supplies	251,227	261,793	249,602	12,191	0	261,793
Contractual Services	100	100	52	48	0	100
Other Charges	406	406	0	321	0	321
Capital Outlay	3,557,093	3,546,527	3,380,796	165,731	0	3,546,527
Debt Service	71,029	71,029	71,029	0	0	71,029
Intergovernmental Transfers	640,000	640,000	640,000	0	0	640,000
<b>TOTAL 2006 C.O. PPFCO</b>	<b>4,519,855</b>	<b>4,519,855</b>	<b>4,341,479</b>	<b>178,291</b>	<b>0</b>	<b>4,519,770</b>
<b>2008 PPFCO</b>						
Contractual Services	1,242	1,242	983	0	0	983
Other Charges	260	260	0	(4)	4	0
Debt Service	55,000	55,000	55,000	0	0	55,000
Intergovernmental Transfers	3,572,828	3,572,828	3,573,116	0	0	3,573,116
<b>TOTAL 2008 PPFCO</b>	<b>3,629,330</b>	<b>3,629,330</b>	<b>3,629,099</b>	<b>(4)</b>	<b>4</b>	<b>3,629,099</b>

**CITY OF LAREDO, TEXAS  
CAPITAL PROJECTS  
CONTRACTUAL OBLIGATIONS FUND  
FY 2012 - 2013**

	<u>ORIGINAL BUDGET FY 11-12</u>	<u>AMENDED BUDGET FY 11-12</u>	<u>ACTUAL FY 10-11</u>	<u>TOTAL ESTIMATE FY 11-12</u>	<u>PROPOSED BUDGET FY 12-13</u>	<u>TOTAL PROJECT BUDGET FY 12-13</u>
<b>2009 PPFCO</b>						
Materials and Supplies	603,120	631,563	601,563	30,000	0	631,563
Contractual Services	430	430	417	13	0	430
Other Charges	16,208	14,420	0	12,269	2,523	14,792
Capital Outlay	4,404,818	4,378,163	4,278,338	99,825	0	4,378,163
Debt Service	127,636	127,636	127,636	0	0	127,636
<b>TOTAL 2009 PPFCO</b>	<b>5,152,212</b>	<b>5,152,212</b>	<b>5,007,953</b>	<b>142,108</b>	<b>2,523</b>	<b>5,152,584</b>
<b>2010 PPFCO</b>						
Materials and Supplies	0	780	0	780	2,300	3,080
Contractual Services	110	110	92	18	0	110
Other Charges	2,347	2,347	0	1,581	1,854	3,434
Capital Outlay	500,000	499,220	18,219	481,001	0	499,220
Debt Service	10,629	10,629	10,629	0	0	10,629
<b>TOTAL 2010 PPFCO</b>	<b>513,086</b>	<b>513,086</b>	<b>28,940</b>	<b>483,380</b>	<b>4,154</b>	<b>516,473</b>
<b>TOTAL EXPENDITURES</b>	<b>13,814,483</b>	<b>13,814,483</b>	<b>15,880,444</b>	<b>803,775</b>	<b>6,681</b>	<b>13,817,926</b>
<b>CLOSING BALANCE</b>	<b>\$0</b>	<b>\$0</b>	<b>\$807,324</b>	<b>\$0</b>	<b>\$0</b>	<b>\$0</b>

**CITY OF LAREDO, TEXAS**  
**2005 CERTIFICATE OF OBLIGATION**  
**CAPITAL PROJECTS FUND**  
**FY 2012 - 2013**

	<u>ORIGINAL BUDGET FY 11-12</u>	<u>AMENDED BUDGET FY 11-12</u>	<u>ACTUAL FY 10-11</u>	<u>TOTAL ESTIMATE FY 11-12</u>	<u>PROPOSED BUDGET FY 12-13</u>	<u>TOTAL PROJECT BUDGET FY 12-13</u>
<b>OPENING BALANCE</b>	<b>\$0</b>	<b>\$0</b>	<b>\$0</b>	<b>\$366,937</b>	<b>\$0</b>	<b>\$0</b>
<b>REVENUES</b>						
Rents, Royalties and Interest	1,477,748	1,477,748	1,477,177	571	34	1,477,782
Reimburse and Miscellaneous	472,430	472,430	472,430	0	0	472,430
Other Financing Sources	15,977,874	15,977,874	15,977,874	0	0	15,977,874
<b>TOTAL REVENUES</b>	<b>17,928,052</b>	<b>17,928,052</b>	<b>17,927,481</b>	<b>571</b>	<b>34</b>	<b>17,928,086</b>
<b>TOTAL AVAILABLE</b>	<b>17,928,052</b>	<b>17,928,052</b>	<b>17,927,481</b>	<b>367,508</b>	<b>34</b>	<b>17,928,086</b>
<b>EXPENDITURES</b>						
<b>OTHER</b>						
Materials and Supplies	156,486	156,486	156,486	1	0	156,486
Contractual Services	1,968	1,968	1,771	197	0	1,968
Other Charges	1,422	1,422	0	1,422	34	1,456
Capital Outlay	1,963,996	1,963,996	1,958,394	5,602	0	1,963,996
Debt Service	256,525	256,525	256,525	0	0	256,525
Intergovernmental Transfers	3,000,000	3,000,000	3,000,000	0	0	3,000,000
<b>TOTAL OTHER</b>	<b>5,380,397</b>	<b>5,380,397</b>	<b>5,373,176</b>	<b>7,221</b>	<b>34</b>	<b>5,380,431</b>
<b>PARKS PROJECTS</b>						
Capital Outlay	3,393,242	3,385,314	3,240,062	52,862	0	3,292,924
<b>TOTAL PARKS PROJECTS</b>	<b>3,393,242</b>	<b>3,385,314</b>	<b>3,240,062</b>	<b>52,862</b>	<b>0</b>	<b>3,292,924</b>
<b>DRAINAGE PROJECTS</b>						
Capital Outlay	8,661,636	8,661,636	8,468,536	193,100	0	8,661,636
<b>TOTAL DRAINAGE PROJECTS</b>	<b>8,661,636</b>	<b>8,661,636</b>	<b>8,468,536</b>	<b>193,100</b>	<b>0</b>	<b>8,661,636</b>
<b>STREET PROJECTS</b>						
Capital Outlay	448,933	456,861	434,927	21,934	0	456,861
<b>TOTAL STREET PROJECTS</b>	<b>448,933</b>	<b>456,861</b>	<b>434,927</b>	<b>21,934</b>	<b>0</b>	<b>456,861</b>

**CITY OF LAREDO, TEXAS**  
**2005 CERTIFICATE OF OBLIGATION**  
**CAPITAL PROJECTS FUND**  
**FY 2012 - 2013**

	<u>ORIGINAL BUDGET FY 11-12</u>	<u>AMENDED BUDGET FY 11-12</u>	<u>ACTUAL FY 10-11</u>	<u>TOTAL ESTIMATE FY 11-12</u>	<u>PROPOSED BUDGET FY 12-13</u>	<u>TOTAL PROJECT BUDGET FY 12-13</u>
<b>BUILDING IMPROVEMENTS</b>						
Capital Outlay	43,844	43,844	43,844	92,390	0	136,234
<b>TOTAL BUILDING IMPROVEMENTS</b>	<b>43,844</b>	<b>43,844</b>	<b>43,844</b>	<b>92,390</b>	<b>0</b>	<b>136,234</b>
<b>TOTAL EXPENDITURES</b>	<b>17,928,052</b>	<b>17,928,052</b>	<b>17,560,544</b>	<b>367,508</b>	<b>34</b>	<b>17,928,086</b>
<b>CLOSING BALANCE</b>	<b>\$0</b>	<b>\$0</b>	<b>\$366,937</b>	<b>\$0</b>	<b>\$0</b>	<b>\$0</b>

**CITY OF LAREDO, TEXAS**  
**2006 CERTIFICATE OF OBLIGATION**  
**CAPITAL PROJECTS FUND**  
**FY 2012 - 2013**

	<u>ORIGINAL BUDGET FY 11-12</u>	<u>AMENDED BUDGET FY 11-12</u>	<u>ACTUAL FY 10-11</u>	<u>TOTAL ESTIMATE FY 11-12</u>	<u>PROPOSED BUDGET FY 12-13</u>	<u>TOTAL PROJECT BUDGET FY 12-13</u>
<b>OPENING BALANCE</b>	<b>\$0</b>	<b>\$0</b>	<b>\$0</b>	<b>\$953,841</b>	<b>\$0</b>	<b>\$0</b>
<b>REVENUES</b>						
Intergovernmental Revenue	758,869	758,869	758,869	0	0	758,869
Rents, Royalties and Interest	1,951,684	1,951,684	1,945,556	1,773	0	1,947,329
Reimburse and Miscellaneous	43,801	43,801	43,801	0	10,353	54,154
Other Financing Sources	17,331,168	17,331,168	17,331,168	0	0	17,331,168
<b>TOTAL REVENUES</b>	<b>20,085,522</b>	<b>20,085,522</b>	<b>20,079,393</b>	<b>1,774</b>	<b>10,353</b>	<b>20,091,520</b>
<b>TOTAL AVAILABLE</b>	<b>20,085,522</b>	<b>20,085,522</b>	<b>20,079,393</b>	<b>955,615</b>	<b>10,353</b>	<b>20,091,520</b>
<b>EXPENDITURES</b>						
<b>OTHER</b>						
Materials and Supplies	37,552	37,552	37,552	0	0	37,552
Contractual Services	10,568	10,568	8,601	1,967	0	10,568
Other Charges	781,618	777,370	758,884	14,131	10,353	783,368
Capital Outlay	444,660	444,660	444,660	0	0	444,660
Debt Service	327,891	327,891	327,891	0	0	327,891
Intergovernmental Transfers	504,556	504,556	166,984	337,572	0	504,556
<b>TOTAL OTHER</b>	<b>2,106,845</b>	<b>2,102,597</b>	<b>1,744,571</b>	<b>353,671</b>	<b>10,353</b>	<b>2,108,595</b>
<b>PARKS PROJECTS</b>						
Capital Outlay	3,483,142	3,437,542	3,263,623	173,919	0	3,437,542
<b>TOTAL PARKS PROJECTS</b>	<b>3,483,142</b>	<b>3,437,542</b>	<b>3,263,623</b>	<b>173,919</b>	<b>0</b>	<b>3,437,542</b>
<b>DRAINAGE PROJECTS</b>						
Capital Outlay	689,685	682,820	682,819	1	0	682,820
<b>TOTAL DRAINAGE PROJECTS</b>	<b>689,685</b>	<b>682,820</b>	<b>682,819</b>	<b>1</b>	<b>0</b>	<b>682,820</b>

**CITY OF LAREDO, TEXAS  
2006 CERTIFICATE OF OBLIGATION  
CAPITAL PROJECTS FUND  
FY 2012 - 2013**

	<u>ORIGINAL BUDGET FY 11-12</u>	<u>AMENDED BUDGET FY 11-12</u>	<u>ACTUAL FY 10-11</u>	<u>TOTAL ESTIMATE FY 11-12</u>	<u>PROPOSED BUDGET FY 12-13</u>	<u>TOTAL PROJECT BUDGET FY 12-13</u>
<b>STREET PROJECTS</b>						
Capital Outlay	5,711,527	5,767,930	5,718,093	49,837	0	5,767,930
<b>TOTAL STREET PROJECTS</b>	<b>5,711,527</b>	<b>5,767,930</b>	<b>5,718,093</b>	<b>49,837</b>	<b>0</b>	<b>5,767,930</b>
<b>BUILDING IMPROVEMENTS</b>						
Capital Outlay	8,094,323	8,094,633	7,716,446	378,187	0	8,094,633
<b>TOTAL BUILDING IMPROVEMENTS</b>	<b>8,094,323</b>	<b>8,094,633</b>	<b>7,716,446</b>	<b>378,187</b>	<b>0</b>	<b>8,094,633</b>
<b>TOTAL EXPENDITURES</b>	<b>20,085,522</b>	<b>20,085,522</b>	<b>19,125,552</b>	<b>955,615</b>	<b>10,353</b>	<b>20,091,520</b>
<b>CLOSING BALANCE</b>	<b>\$0</b>	<b>\$0</b>	<b>\$953,841</b>	<b>\$0</b>	<b>\$0</b>	<b>\$0</b>



**CITY OF LAREDO, TEXAS**  
**2007 CERTIFICATE OF OBLIGATION**  
**CAPITAL PROJECTS FUND**  
**FY 2012 - 2013**

	<u>ORIGINAL BUDGET FY 11-12</u>	<u>AMENDED BUDGET FY 11-12</u>	<u>ACTUAL FY 10-11</u>	<u>TOTAL ESTIMATE FY 11-12</u>	<u>PROPOSED BUDGET FY 12-13</u>	<u>TOTAL PROJECT BUDGET FY 12-13</u>
<b>OPENING BALANCE</b>	<b>\$0</b>	<b>\$0</b>	<b>\$0</b>	<b>\$10,625,243</b>	<b>\$0</b>	<b>\$0</b>
<b>REVENUES</b>						
Intergovernmental Revenue	27,200	27,200	27,200	0	0	27,200
Rents, Royalties and Interest	6,572,403	6,572,403	6,513,600	40,651	0	6,554,251
Reimburse and Miscellaneous	2,013,215	2,013,215	1,309,237	703,978	2,641	2,015,856
Other Financing Sources	73,230,000	73,230,000	73,230,000	0	0	73,230,000
<b>TOTAL REVENUES</b>	<b>81,842,818</b>	<b>81,842,818</b>	<b>81,080,038</b>	<b>744,628</b>	<b>2,641</b>	<b>81,827,307</b>
<b>TOTAL AVAILABLE</b>	<b>81,842,818</b>	<b>81,842,818</b>	<b>81,080,038</b>	<b>11,369,871</b>	<b>2,641</b>	<b>81,827,307</b>
<b>EXPENDITURES</b>						
<b>OTHER</b>						
Materials and Supplies	715,680	753,136	631,664	121,472	0	753,136
Contractual Services	48,384	51,348	48,404	2,944	0	51,348
Other Charges	443,058	76,042	27,200	30,690	2,641	60,531
Capital Outlay	10,349,174	10,301,244	10,101,341	199,903	0	10,301,244
Debt Service	938,978	938,978	938,978	0	0	938,978
Intergovernmental Transfers	27,383,158	27,383,158	23,211,386	4,171,772	0	27,383,158
<b>TOTAL OTHER</b>	<b>39,878,432</b>	<b>39,503,906</b>	<b>34,958,971</b>	<b>4,526,783</b>	<b>2,641</b>	<b>39,488,395</b>
<b>PARKS PROJECTS</b>						
Capital Outlay	12,358,892	12,534,829	8,525,640	4,009,189	0	12,534,829
<b>TOTAL PARKS PROJECTS</b>	<b>12,358,892</b>	<b>12,534,829</b>	<b>8,525,640</b>	<b>4,009,189</b>	<b>0</b>	<b>12,534,829</b>
<b>DRAINAGE PROJECTS</b>						
Capital Outlay	616,582	611,680	486,785	124,895	0	611,680
<b>TOTAL DRAINAGE PROJECTS</b>	<b>616,582</b>	<b>611,680</b>	<b>486,785</b>	<b>124,895</b>	<b>0</b>	<b>611,680</b>

**CITY OF LAREDO, TEXAS  
2007 CERTIFICATE OF OBLIGATION  
CAPITAL PROJECTS FUND  
FY 2012 - 2013**

	<u>ORIGINAL BUDGET FY 11-12</u>	<u>AMENDED BUDGET FY 11-12</u>	<u>ACTUAL FY 10-11</u>	<u>TOTAL ESTIMATE FY 11-12</u>	<u>PROPOSED BUDGET FY 12-13</u>	<u>TOTAL PROJECT BUDGET FY 12-13</u>
<b>STREET PROJECTS</b>						
Capital Outlay	18,386,144	18,587,906	16,650,939	1,936,967	0	18,587,906
Intergovernmental Transfers	248,597	248,597	26,985	221,612	0	248,597
<b>TOTAL STREET PROJECTS</b>	<b>18,634,741</b>	<b>18,836,503</b>	<b>16,677,924</b>	<b>2,158,579</b>	<b>0</b>	<b>18,836,503</b>
<b>BUILDING IMPROVEMENTS</b>						
Capital Outlay	10,354,171	10,355,900	9,805,474	550,426	0	10,355,900
<b>TOTAL BUILDING IMPROVEMENTS</b>	<b>10,354,171</b>	<b>10,355,900</b>	<b>9,805,474</b>	<b>550,426</b>	<b>0</b>	<b>10,355,900</b>
<b>TOTAL EXPENDITURES</b>	<b>81,842,818</b>	<b>81,842,818</b>	<b>70,454,795</b>	<b>11,369,871</b>	<b>2,641</b>	<b>81,827,307</b>
<b>CLOSING BALANCE</b>	<b>\$0</b>	<b>\$0</b>	<b>\$10,625,243</b>	<b>\$0</b>	<b>\$0</b>	<b>\$0</b>

**CITY OF LAREDO, TEXAS**  
**2008 CERTIFICATE OF OBLIGATION**  
**CAPITAL PROJECTS FUND**  
**FY 2012 - 2013**

	<u>ORIGINAL BUDGET FY 11-12</u>	<u>AMENDED BUDGET FY 11-12</u>	<u>ACTUAL FY 10-11</u>	<u>TOTAL ESTIMATE FY 11-12</u>	<u>PROPOSED BUDGET FY 12-13</u>	<u>TOTAL PROJECT BUDGET FY 12-13</u>
<b>OPENING BALANCE</b>	<b>\$0</b>	<b>\$0</b>	<b>\$0</b>	<b>\$12,286,503</b>	<b>\$0</b>	<b>\$0</b>
<b>REVENUES</b>						
Rents, Royalties and Interest	1,768,120	1,768,120	1,722,249	45,591	0	1,767,840
Reimburse and Miscellaneous	217,216	217,216	217,424	(208)	2,278	219,494
Other Financing Sources	31,565,000	31,565,000	31,565,000	0	0	31,565,000
<b>TOTAL REVENUES</b>	<b>33,550,336</b>	<b>33,550,336</b>	<b>33,504,673</b>	<b>45,383</b>	<b>2,278</b>	<b>33,552,334</b>
<b>TOTAL AVAILABLE</b>	<b>33,550,336</b>	<b>33,550,336</b>	<b>33,504,673</b>	<b>12,331,886</b>	<b>2,278</b>	<b>33,552,334</b>
<b>EXPENDITURES</b>						
<b>OTHER</b>						
Materials and Supplies	50,068	50,068	49,537	531	0	50,068
Contractual Services	44,153	44,153	26,624	17,529	0	44,153
Other Charges	338,510	1,504,403	0	1,504,123	2,278	1,506,401
Capital Outlay	2,824,166	2,843,321	2,804,371	38,950	0	2,843,321
Debt Service	520,293	520,293	520,293	0	0	520,293
Intergovernmental Transfers	1,740,442	1,740,442	131,041	1,609,401	0	1,740,442
<b>TOTAL OTHER</b>	<b>5,517,632</b>	<b>6,702,680</b>	<b>3,531,865</b>	<b>3,170,535</b>	<b>2,278</b>	<b>6,704,678</b>
<b>PARKS PROJECTS</b>						
Capital Outlay	6,369,115	5,275,889	4,575,350	700,539	0	5,275,889
<b>TOTAL PARKS PROJECTS</b>	<b>6,369,115</b>	<b>5,275,889</b>	<b>4,575,350</b>	<b>700,539</b>	<b>0</b>	<b>5,275,889</b>
<b>DRAINAGE PROJECTS</b>						
Capital Outlay	3,177,110	3,177,110	2,594,894	582,216	0	3,177,110
<b>TOTAL DRAINAGE PROJECTS</b>	<b>3,177,110</b>	<b>3,177,110</b>	<b>2,594,894</b>	<b>582,216</b>	<b>0</b>	<b>3,177,110</b>
<b>STREET PROJECTS</b>						
Capital Outlay	3,980,258	4,008,681	815,095	3,193,586	0	4,008,681
<b>TOTAL STREET PROJECTS</b>	<b>3,980,258</b>	<b>4,008,681</b>	<b>815,095</b>	<b>3,193,586</b>	<b>0</b>	<b>4,008,681</b>

**CITY OF LAREDO, TEXAS  
2008 CERTIFICATE OF OBLIGATION  
CAPITAL PROJECTS FUND  
FY 2012 - 2013**

	<u>ORIGINAL BUDGET FY 11-12</u>	<u>AMENDED BUDGET FY 11-12</u>	<u>ACTUAL FY 10-11</u>	<u>TOTAL ESTIMATE FY 11-12</u>	<u>PROPOSED BUDGET FY 12-13</u>	<u>TOTAL PROJECT BUDGET FY 12-13</u>
<b>BUILDING IMPROVEMENTS</b>						
Capital Outlay	14,506,221	14,385,976	9,700,965	4,685,011	0	14,385,976
<b>TOTAL BUILDING IMPROVEMENTS</b>	<b>14,506,221</b>	<b>14,385,976</b>	<b>9,700,965</b>	<b>4,685,011</b>	<b>0</b>	<b>14,385,976</b>
<b>TOTAL EXPENDITURES</b>	<b>33,550,336</b>	<b>33,550,336</b>	<b>21,218,170</b>	<b>12,331,886</b>	<b>2,278</b>	<b>33,552,334</b>
<b>CLOSING BALANCE</b>	<b>\$0</b>	<b>\$0</b>	<b>\$12,286,503</b>	<b>\$0</b>	<b>\$0</b>	<b>\$0</b>

**CITY OF LAREDO, TEXAS**  
**2009 CERTIFICATE OF OBLIGATION**  
**CAPITAL PROJECTS FUND**  
**FY 2012 - 2013**

	<u>ORIGINAL BUDGET FY 11-12</u>	<u>AMENDED BUDGET FY 11-12</u>	<u>ACTUAL FY 10-11</u>	<u>TOTAL ESTIMATE FY 11-12</u>	<u>PROPOSED BUDGET FY 12-13</u>	<u>TOTAL PROJECT BUDGET FY 12-13</u>
<b>OPENING BALANCE</b>	<b>\$0</b>	<b>\$0</b>	<b>\$0</b>	<b>\$14,571,074</b>	<b>\$0</b>	<b>\$0</b>
<b>REVENUES</b>						
<b>OTHER</b>						
Rents, Royalties and Interest	839,988	839,988	820,114	19,874	5,693	845,681
Reimburse and Miscellaneous	6,148	6,148	6,148	0	0	6,148
Other Financing Sources	13,270,000	13,270,000	13,270,000	0	12,500	13,282,500
<b>TOTAL OTHER</b>	<b>14,116,136</b>	<b>14,116,136</b>	<b>14,096,262</b>	<b>19,874</b>	<b>18,193</b>	<b>14,134,329</b>
<b>OTHER</b>						
Rents, Royalties and Interest	119,414	119,414	102,805	16,609	7,931	127,345
Reimburse and Miscellaneous	1,935	1,935	1,935	0	0	1,935
Other Financing Sources	13,465,000	13,465,000	13,465,000	0	0	13,465,000
<b>TOTAL OTHER</b>	<b>13,586,349</b>	<b>13,586,349</b>	<b>13,569,740</b>	<b>16,609</b>	<b>7,931</b>	<b>13,594,280</b>
<b>TOTAL REVENUES</b>	<b>27,702,485</b>	<b>27,702,485</b>	<b>27,666,001</b>	<b>36,484</b>	<b>26,124</b>	<b>27,728,609</b>
<b>TOTAL AVAILABLE</b>	<b>27,702,485</b>	<b>27,702,485</b>	<b>27,666,001</b>	<b>14,607,557</b>	<b>26,124</b>	<b>27,728,609</b>
<b>EXPENDITURES</b>						
<b>OTHER</b>						
Materials and Supplies	0	2,045	0	2,045	0	2,045
Contractual Services	4,036	6,543	2,993	3,550	0	6,543
Other Charges	86,910	34,929	0	34,929	5,693	40,622
Capital Outlay	970,000	1,116,203	968,032	148,171	0	1,116,203
Debt Service	239,390	239,390	239,390	0	0	239,390
<b>TOTAL OTHER</b>	<b>1,300,336</b>	<b>1,399,110</b>	<b>1,210,415</b>	<b>188,695</b>	<b>5,693</b>	<b>1,404,803</b>
<b>PARKS PROJECTS</b>						
Capital Outlay	3,324,000	3,373,474	1,085,812	2,287,662	12,500	3,385,974
<b>TOTAL PARKS PROJECTS</b>	<b>3,324,000</b>	<b>3,373,474</b>	<b>1,085,812</b>	<b>2,287,662</b>	<b>12,500</b>	<b>3,385,974</b>

**CITY OF LAREDO, TEXAS**  
**2009 CERTIFICATE OF OBLIGATION**  
**CAPITAL PROJECTS FUND**  
**FY 2012 - 2013**

	<u>ORIGINAL BUDGET FY 11-12</u>	<u>AMENDED BUDGET FY 11-12</u>	<u>ACTUAL FY 10-11</u>	<u>TOTAL ESTIMATE FY 11-12</u>	<u>PROPOSED BUDGET FY 12-13</u>	<u>TOTAL PROJECT BUDGET FY 12-13</u>
<b>STREET PROJECTS</b>						
Capital Outlay	6,491,800	6,343,552	3,019,961	3,323,591	0	6,343,552
<b>TOTAL STREET PROJECTS</b>	<b>6,491,800</b>	<b>6,343,552</b>	<b>3,019,961</b>	<b>3,323,591</b>	<b>0</b>	<b>6,343,552</b>
<b>BUILDING IMPROVEMENTS</b>						
Capital Outlay	3,000,000	3,000,000	2,000,000	1,000,000	0	3,000,000
<b>TOTAL BUILDING IMPROVEMENTS</b>	<b>3,000,000</b>	<b>3,000,000</b>	<b>2,000,000</b>	<b>1,000,000</b>	<b>0</b>	<b>3,000,000</b>
<b>OTHER</b>						
Contractual Services	4,488	6,921	3,364	3,557	0	6,921
Other Charges	78,582	85,602	0	85,602	7,931	93,533
Debt Service	240,857	240,857	240,857	0	0	240,857
<b>TOTAL OTHER</b>	<b>323,927</b>	<b>333,380</b>	<b>244,221</b>	<b>89,159</b>	<b>7,931</b>	<b>341,311</b>
<b>PARKS PROJECTS</b>						
Capital Outlay	5,945,450	5,902,153	3,024,539	2,877,614	0	5,902,153
<b>TOTAL PARKS PROJECTS</b>	<b>5,945,450</b>	<b>5,902,153</b>	<b>3,024,539</b>	<b>2,877,614</b>	<b>0</b>	<b>5,902,153</b>
<b>STREET PROJECTS</b>						
Capital Outlay	2,456,972	2,490,816	1,756,936	733,880	0	2,490,816
<b>TOTAL STREET PROJECTS</b>	<b>2,456,972</b>	<b>2,490,816</b>	<b>1,756,936</b>	<b>733,880</b>	<b>0</b>	<b>2,490,816</b>

**CITY OF LAREDO, TEXAS**  
**2009 CERTIFICATE OF OBLIGATION**  
**CAPITAL PROJECTS FUND**  
**FY 2012 - 2013**

	<u>ORIGINAL BUDGET FY 11-12</u>	<u>AMENDED BUDGET FY 11-12</u>	<u>ACTUAL FY 10-11</u>	<u>TOTAL ESTIMATE FY 11-12</u>	<u>PROPOSED BUDGET FY 12-13</u>	<u>TOTAL PROJECT BUDGET FY 12-13</u>
<b>BUILDING IMPROVEMENTS</b>						
Capital Outlay	4,860,000	4,860,000	753,044	4,106,956	0	4,860,000
<b>TOTAL BUILDING IMPROVEMENTS</b>	<b>4,860,000</b>	<b>4,860,000</b>	<b>753,044</b>	<b>4,106,956</b>	<b>0</b>	<b>4,860,000</b>
<b>TOTAL EXPENDITURES</b>	<b>27,702,485</b>	<b>27,702,485</b>	<b>13,094,928</b>	<b>14,607,557</b>	<b>26,124</b>	<b>27,728,609</b>
<b>CLOSING BALANCE</b>	<b>\$0</b>	<b>\$0</b>	<b>\$14,571,074</b>	<b>\$0</b>	<b>\$0</b>	<b>\$0</b>

**CITY OF LAREDO, TEXAS  
2010 CERTIFICATE OF OBLIGATION  
CAPITAL PROJECTS FUND  
FY 2012 - 2013**

	<u>ORIGINAL BUDGET FY 11-12</u>	<u>AMENDED BUDGET FY 11-12</u>	<u>ACTUAL FY 10-11</u>	<u>TOTAL ESTIMATE FY 11-12</u>	<u>PROPOSED BUDGET FY 12-13</u>	<u>TOTAL PROJECT BUDGET FY 12-13</u>
<b>OPENING BALANCE</b>	<b>\$0</b>	<b>\$0</b>	<b>\$0</b>	<b>\$4,789,106</b>	<b>\$0</b>	<b>\$0</b>
<b>REVENUES</b>						
Rents, Royalties and Interest	716,144	716,144	707,139	9,005	6,606	722,750
Reimburse and Miscellaneous	0	0	11,903	(11,903)	11,903	11,903
Other Financing Sources	9,545,000	9,545,000	9,545,000	0	0	9,545,000
<b>TOTAL REVENUES</b>	<b>10,261,144</b>	<b>10,261,144</b>	<b>10,264,042</b>	<b>(2,898)</b>	<b>18,509</b>	<b>10,279,653</b>
<b>TOTAL AVAILABLE</b>	<b>10,261,144</b>	<b>10,261,144</b>	<b>10,264,042</b>	<b>4,786,207</b>	<b>18,509</b>	<b>10,279,653</b>
<b>EXPENDITURES</b>						
<b>OTHER</b>						
Contractual Services	1,000	1,000	654	346	0	1,000
Other Charges	1,857,457	1,071,416	0	1,071,416	18,509	1,089,925
Debt Service	195,403	195,403	195,403	0	0	195,403
Intergovernmental Transfers	5,000,000	5,000,000	5,000,000	0	0	5,000,000
<b>TOTAL OTHER</b>	<b>7,053,860</b>	<b>6,267,819</b>	<b>5,196,057</b>	<b>1,071,762</b>	<b>18,509</b>	<b>6,286,328</b>
<b>PARKS PROJECTS</b>						
Capital Outlay	2,601,622	3,153,259	185,935	2,967,324	0	3,153,259
<b>TOTAL PARKS PROJECTS</b>	<b>2,601,622</b>	<b>3,153,259</b>	<b>185,935</b>	<b>2,967,324</b>	<b>0</b>	<b>3,153,259</b>
<b>STREET PROJECTS</b>						
Capital Outlay	605,662	840,066	92,945	747,121	0	840,066
<b>TOTAL STREET PROJECTS</b>	<b>605,662</b>	<b>840,066</b>	<b>92,945</b>	<b>747,121</b>	<b>0</b>	<b>840,066</b>
<b>TOTAL EXPENDITURES</b>	<b>10,261,144</b>	<b>10,261,144</b>	<b>5,474,937</b>	<b>4,786,207</b>	<b>18,509</b>	<b>10,279,653</b>
<b>CLOSING BALANCE</b>	<b>\$0</b>	<b>\$0</b>	<b>\$4,789,106</b>	<b>\$0</b>	<b>\$0</b>	<b>\$0</b>



**CITY OF LAREDO, TEXAS**  
**2012 CERTIFICATE OF OBLIGATION**  
**CAPITAL PROJECTS FUND**  
**FY 2012 - 2013**

	<u>ORIGINAL BUDGET FY 11-12</u>	<u>AMENDED BUDGET FY 11-12</u>	<u>ACTUAL FY 10-11</u>	<u>TOTAL ESTIMATE FY 11-12</u>	<u>PROPOSED BUDGET FY 12-13</u>	<u>TOTAL PROJECT BUDGET FY 12-13</u>
<b>OPENING BALANCE</b>	<b>\$0</b>	<b>\$0</b>	<b>\$0</b>	<b>\$0</b>	<b>\$0</b>	<b>\$0</b>
<b>REVENUES</b>						
Rents, Royalties and Interest	0	17,223	0	17,223	10,503	27,726
Other Financing Sources	0	7,685,617	0	7,685,617	0	7,685,617
<b>TOTAL REVENUES</b>	<b>0</b>	<b>7,702,840</b>	<b>0</b>	<b>7,702,840</b>	<b>10,503</b>	<b>7,713,343</b>
<b>TOTAL AVAILABLE</b>	<b>0</b>	<b>7,702,840</b>	<b>0</b>	<b>7,702,840</b>	<b>10,503</b>	<b>7,713,343</b>
<b>EXPENDITURES</b>						
<b>OTHER</b>						
Other Charges	0	717,223	0	717,223	10,503	727,726
Capital Outlay	0	2,800,000	0	2,800,000	0	2,800,000
Debt Service	0	185,617	0	185,617	0	185,617
Intergovernmental Transfers	0	4,000,000	0	4,000,000	0	4,000,000
<b>TOTAL OTHER</b>	<b>0</b>	<b>7,702,840</b>	<b>0</b>	<b>7,702,840</b>	<b>10,503</b>	<b>7,713,343</b>
<b>TOTAL EXPENDITURES</b>	<b>0</b>	<b>7,702,840</b>	<b>0</b>	<b>7,702,840</b>	<b>10,503</b>	<b>7,713,343</b>
<b>CLOSING BALANCE</b>	<b>\$0</b>	<b>\$0</b>	<b>\$0</b>	<b>\$0</b>	<b>\$0</b>	<b>\$0</b>

**CITY OF LAREDO, TEXAS  
BASEBALL STADIUM  
CAPITAL PROJECTS FUND  
FY 2012 - 2013**

	<u>ORIGINAL BUDGET FY 11-12</u>	<u>AMENDED BUDGET FY 11-12</u>	<u>ACTUAL FY 10-11</u>	<u>TOTAL ESTIMATE FY 11-12</u>	<u>PROPOSED BUDGET FY 12-13</u>	<u>TOTAL PROJECT BUDGET FY 12-13</u>
<b>OPENING BALANCE</b>	<b>\$0</b>	<b>\$0</b>	<b>\$0</b>	<b>\$14,385,607</b>	<b>\$0</b>	<b>\$0</b>
<b>REVENUES</b>						
Reimburse and Miscellaneous	0	1,000,000	0	1,000,000	0	1,000,000
Other Financing Sources	7,000,000	9,708,000	7,000,000	2,708,000	0	9,708,000
<b>2011 REVENUE BOND</b>						
Rents, Royalties and Interest	0	38,062	38,102	(40)	4,040	42,102
Other Financing Sources	0	10,347,188	10,347,188	0	0	10,347,188
<b>TOTAL 2011 REVENUE BOND</b>	<b>0</b>	<b>10,385,250</b>	<b>10,385,290</b>	<b>(40)</b>	<b>4,040</b>	<b>10,389,290</b>
<b>TOTAL REVENUES</b>	<b>7,000,000</b>	<b>21,093,250</b>	<b>17,385,290</b>	<b>3,707,960</b>	<b>4,040</b>	<b>21,097,290</b>
<b>TOTAL AVAILABLE</b>	<b>7,000,000</b>	<b>21,093,250</b>	<b>17,385,290</b>	<b>18,093,567</b>	<b>4,040</b>	<b>21,097,290</b>
<b>EXPENDITURES</b>						
<b>PARKS PROJECTS</b>						
Materials and Supplies	0	280,011	0	305,431	0	305,431
Contractual Services	2,241,963	1,781,723	1,145,161	636,562	0	1,781,723
Other Charges	3,783,037	1,997,636	0	1,964,142	0	1,964,142
Capital Outlay	975,000	6,648,630	634,713	6,021,991	0	6,656,704
<b>TOTAL PARKS PROJECTS</b>	<b>7,000,000</b>	<b>10,708,000</b>	<b>1,779,874</b>	<b>8,928,126</b>	<b>0</b>	<b>10,708,000</b>

**CITY OF LAREDO, TEXAS  
BASEBALL STADIUM  
CAPITAL PROJECTS FUND  
FY 2012 - 2013**

	<u>ORIGINAL BUDGET FY 11-12</u>	<u>AMENDED BUDGET FY 11-12</u>	<u>ACTUAL FY 10-11</u>	<u>TOTAL ESTIMATE FY 11-12</u>	<u>PROPOSED BUDGET FY 12-13</u>	<u>TOTAL PROJECT BUDGET FY 12-13</u>
<b>2011 REVENUE BOND</b>						
Contractual Services	0	100	4	96	0	100
Other Charges	0	0	0	0	4,040	4,040
Capital Outlay	0	10,037,962	872,617	9,165,345	0	10,037,962
Debt Service	0	347,188	347,188	0	0	347,188
<b>TOTAL 2011 REVENUE BOND</b>	<b>0</b>	<b>10,385,250</b>	<b>1,219,809</b>	<b>9,165,441</b>	<b>4,040</b>	<b>10,389,290</b>
<b>TOTAL EXPENDITURES</b>	<b>7,000,000</b>	<b>21,093,250</b>	<b>2,999,683</b>	<b>18,093,567</b>	<b>4,040</b>	<b>21,097,290</b>
<b>CLOSING BALANCE</b>	<b>\$0</b>	<b>\$0</b>	<b>\$14,385,607</b>	<b>\$0</b>	<b>\$0</b>	<b>\$0</b>

**CITY OF LAREDO  
PROPOSED WAGE SCHEDULE  
EFFECTIVE 10/01/12**

	Grd	Minimum	Midpoint	Maximum	Grd	Minimum	Midpoint	Maximum
HOURLY	R23	8.10	10.93	13.76	R36	17.90	24.17	30.44
BI-WEEKLY		648.00	874.40	1,100.80		1,432.00	1,933.60	2,435.20
MONTHLY		1,404.00	1,894.53	2,385.07		3,102.67	4,189.47	5,276.27
ANNUAL		16,848.00	22,734.40	28,620.80		37,232.00	50,273.60	63,315.20
HOURLY	R24	8.50	11.48	14.45	R37	19.33	26.10	32.87
BI-WEEKLY		680.00	918.40	1,156.00		1,546.40	2,088.00	2,629.60
MONTHLY		1,473.33	1,989.87	2,504.67		3,350.53	4,524.00	5,697.47
ANNUAL		17,680.00	23,878.40	30,056.00		40,206.40	54,288.00	68,369.60
HOURLY	R25	8.92	12.04	15.16	R38	20.88	28.19	35.49
BI-WEEKLY		713.60	963.20	1,212.80		1,670.40	2,255.20	2,839.20
MONTHLY		1,546.13	2,086.93	2,627.73		3,619.20	4,886.27	6,151.60
ANNUAL		18,553.60	25,043.20	31,532.80		43,430.40	58,635.20	73,819.20
HOURLY	R26	9.36	12.64	15.91	R39	22.55	30.44	38.33
BI-WEEKLY		748.80	1,011.20	1,272.80		1,804.00	2,435.20	3,066.40
MONTHLY		1,622.40	2,190.93	2,757.73		3,908.67	5,276.27	6,643.87
ANNUAL		19,468.80	26,291.20	33,092.80		46,904.00	63,315.20	79,726.40
HOURLY	R27	9.93	13.41	16.88	R40	24.35	32.88	41.40
BI-WEEKLY		794.40	1,072.80	1,350.40		1,948.00	2,630.40	3,312.00
MONTHLY		1,721.20	2,324.40	2,925.87		4,220.67	5,699.20	7,176.00
ANNUAL		20,654.40	27,892.80	35,110.40		50,648.00	68,390.40	86,112.00
HOURLY	R28	10.53	14.21	17.89	R41	26.30	35.50	44.70
BI-WEEKLY		842.40	1,136.80	1,431.20		2,104.00	2,840.00	3,576.00
MONTHLY		1,825.20	2,463.07	3,100.93		4,558.67	6,153.33	7,748.00
ANNUAL		21,902.40	29,556.80	37,211.20		54,704.00	73,840.00	92,976.00
HOURLY	R29	11.15	15.06	18.96	R42	28.40	38.34	48.28
BI-WEEKLY		892.00	1,204.80	1,516.80		2,272.00	3,067.20	3,862.40
MONTHLY		1,932.67	2,610.40	3,286.40		4,922.67	6,645.60	8,368.53
ANNUAL		23,192.00	31,324.80	39,436.80		59,072.00	79,747.20	100,422.40
HOURLY	R30	11.82	15.97	20.11	R43	30.67	41.41	52.15
BI-WEEKLY		945.60	1,277.60	1,608.80		2,453.60	3,312.80	4,172.00
MONTHLY		2,048.80	2,768.13	3,485.73		5,316.13	7,177.73	9,039.33
ANNUAL		24,585.60	33,217.60	41,828.80		63,793.60	86,132.80	108,472.00
HOURLY	R31	12.65	17.08	21.51	R44	33.12	44.72	56.31
BI-WEEKLY		1,012.00	1,366.40	1,720.80		2,649.60	3,577.60	4,504.80
MONTHLY		2,192.67	2,960.53	3,728.40		5,740.80	7,751.47	9,760.40
ANNUAL		26,312.00	35,526.40	44,740.80		68,889.60	93,017.60	117,124.80
HOURLY	R32	13.53	18.27	23.01	W44	34.45	46.52	58.58
BI-WEEKLY		1,082.40	1,461.60	1,840.80		2,756.00	3,721.60	4,686.40
MONTHLY		2,345.20	3,166.80	3,988.40		5,971.33	8,063.47	10,153.87
ANNUAL		28,142.40	38,001.60	47,860.80		71,656.00	96,761.60	121,846.40
HOURLY	R33	14.48	19.55	24.62	R45	35.83	48.37	60.91
BI-WEEKLY		1,158.40	1,564.00	1,969.60		2,866.40	3,869.60	4,872.80
MONTHLY		2,509.87	3,388.67	4,267.47		6,210.53	8,384.13	10,557.73
ANNUAL		30,118.40	40,664.00	51,209.60		74,526.40	100,609.60	126,692.80
HOURLY	R34	15.49	20.92	26.34	W45	37.27	50.32	63.36
BI-WEEKLY		1,239.20	1,673.60	2,107.20		2,981.60	4,025.60	5,068.80
MONTHLY		2,684.93	3,626.13	4,565.60		6,460.13	8,722.13	10,982.40
ANNUAL		32,219.20	43,513.60	54,787.20		77,521.60	104,665.60	131,788.80
HOURLY	R35	16.57	22.37	28.17				
BI-WEEKLY		1,325.60	1,789.60	2,253.60				
MONTHLY		2,872.13	3,877.47	4,882.80				
ANNUAL		34,465.60	46,529.60	58,593.60				

**CITY OF LAREDO**  
**Full-Time Equivalent Position Listing**

Dept. Div.	Division Name	Position Title	Grade	Amended FY 09-10	Amended FY 10-11	Adopted FY 11-12	Amended FY 11-12	Proposed FY 12-13
1100	City Council	Administrative Intern (1FT& 2@.5)	R29	0	0	2	2	2
	<b>City Council</b>			<b>0</b>	<b>0</b>	<b>2</b>	<b>2</b>	<b>2</b>
1101	City Council District 1	Council Member	65	1	1	1	1	1
1102	City Council District 2	Council Member	65	1	1	1	1	1
1103	City Council District 3	Council Member	65	1	1	1	1	1
1104	City Council District 4	Council Member	65	1	1	1	1	1
1105	City Council District 5	Council Member	65	1	1	1	1	1
1106	City Council District 6	Council Member	65	1	1	1	1	1
1107	City Council District 7	Council Member	65	1	1	1	1	1
1108	City Council District 8	Council Member	65	1	1	1	1	1
1109	Mayor	Mayor	65	1	1	1	1	1
	<b>Mayor &amp; City Council Total</b>			<b>9</b>	<b>9</b>	<b>9</b>	<b>9</b>	<b>9</b>
1200	City Manager	City Manager	W50	1	1	1	1	1
1200	City Manager	Assistant City Manager	W45	2	2	2	2	2
1200	City Manager	Deputy City Manager	W45	1	1	1	1	1
1200	City Manager	Administrative Assistant II	R35	2	1	1	1	1
1200	City Manager	Administrative Assistant I	R32	1	2	2	1	1
1200	City Manager	Executive Secretary	R32	2	2	2	2	2
1200	City Manager	Clerk III	R27	0	0	0	1	1
1200	City Manager	Clerk II	R25	1	1	0	0	1
	<b>City Manager Total</b>			<b>10</b>	<b>10</b>	<b>9</b>	<b>9</b>	<b>10</b>
1210	Internal Audit	Internal Auditor	R41	1	1	1	1	1
1210	Internal Audit	Auditor II	R35	2	2	2	2	2
	<b>Internal Audit Total</b>			<b>3</b>	<b>3</b>	<b>3</b>	<b>3</b>	<b>3</b>
1230	Public Information	Public Information Officer	R37	1	1	1	1	1
1230	Public Information	Administrative Assistant I	R32	1	1	1	1	1
	<b>Public Information Total</b>			<b>2</b>	<b>2</b>	<b>2</b>	<b>2</b>	<b>2</b>
1250	City Hall Maintenance	Bldg. Maintenance Supervisor	R32	1	1	1	1	1
1250	City Hall Maintenance	Custodian	R23	4	4	4	4	4
	<b>City Hall Maintenance Total</b>			<b>5</b>	<b>5</b>	<b>5</b>	<b>5</b>	<b>5</b>
1400	Municipal Court	Municipal Court Clerk	R43	1	1	1	1	1
1400	Municipal Court	Deputy Municipal Court Clerk II	R37	1	1	1	1	1
1400	Municipal Court	Deputy Municipal Court Clerk	R32	1	1	1	1	1
1400	Municipal Court	Municipal Court Bailiff	R32	1	1	1	1	1
1400	Municipal Court	Assistant Court Clerk	R27	15	16	16	16	16
1400	Municipal Court	Custodian	R23	1	1	1	1	1
1400	Municipal Court	Municipal Court Judge	19	1	1	1	1	1
1400	Municipal Court	Substitute Judge (2@.25)	18	0.5	0.5	0.5	0.5	0.5
	<b>Municipal Court Total</b>			<b>21.5</b>	<b>22.5</b>	<b>22.5</b>	<b>22.5</b>	<b>22.5</b>
1510	Building Inspections	Building Services Dept. Dir.	R43	1	1	1	1	1
1510	Building Inspections	Building Official	R43	1	1	1	0	0
1510	Building Inspections	Building Official	R42	0	0	0	1	1
1510	Building Inspections	Building Plans Examiner Supvr.	R35	1	1	1	1	1
1510	Building Inspections	Building Plans Examiner II	R35	1	1	1	1	1
1510	Building Inspections	Electrical Inspector II	R34	2	2	2	2	2
1510	Building Inspections	Plumbing Inspector II	R34	1	1	1	2	2
1510	Building Inspections	Senior Building Inspector	R34	1	1	1	1	1
1510	Building Inspections	Administrative Assistant I	R32	1	1	1	1	1
1510	Building Inspections	Building Inspector	R32	4	4	3	3	3
1510	Building Inspections	Building Plans Examiner I	R32	4	4	2	2	2
1510	Building Inspections	Electrical Inspector I	R32	1	1	1	1	1
1510	Building Inspections	Plumbing Inspector Assistant	R32	1	1	1	0	0
1510	Building Inspections	Plumbing Inspector I	R32	1	1	1	1	1
1510	Building Inspections	Clerk IV	R28	2	2	1	1	1
1510	Building Inspections	Secretary	R27	1	1	1	1	1
1510	Building Inspections	Clerk II	R25	1	1	1	1	1

**CITY OF LAREDO**  
**Full-Time Equivalent Position Listing**

Dept. Div.	Division Name	Position Title	Grade	Amended FY 09-10	Amended FY 10-11	Adopted FY 11-12	Amended FY 11-12	Proposed FY 12-13
1510	Building Inspections	Clerk-Typist	R24	2	2	1	1	1
1510	Building Inspections	Custodian	R23	1	1	1	1	1
	<b>Building Inspections Total</b>			<b>27</b>	<b>27</b>	<b>22</b>	<b>22</b>	<b>22</b>
1515	Development Review Eng.	Civil Engineer II (PE)	R42	0	1	1	1	1
1515	Development Review Eng.	Engineering Associate II	R40	2	1	1	1	1
1515	Development Review Eng.	Environmental Engineer	R39	1	1	1	1	1
1515	Development Review Eng.	Engineering Associate I	R38	0	0	0	1	1
1515	Development Review Eng.	Engineering Technician	R33	1	1	1	0	0
1515	Development Review Eng.	Construction Inspector	R32	3	3	2	2	2
	<b>Development Review Eng. Total</b>			<b>7</b>	<b>7</b>	<b>6</b>	<b>6</b>	<b>6</b>
1520	Code Enforcement	Zoning Enforcement Supervisor	R34	1	1	1	1	1
1520	Code Enforcement	Zoning Enforcement Officer II	R32	1	1	1	1	1
1520	Code Enforcement	Zoning Enforcement Officer I	R31	5	5	4	4	4
	<b>Code Enforcement Total</b>			<b>7</b>	<b>7</b>	<b>6</b>	<b>6</b>	<b>6</b>
1530	Public Right of Way	Public Right of Way Manager	R39	1	1	1	1	1
1530	Public Right of Way	Street Cut Inspector	R32	2	2	2	2	2
	<b>Public Right of Way Total</b>			<b>3</b>	<b>3</b>	<b>3</b>	<b>3</b>	<b>3</b>
1535	Geographic Info System	Geographic Inf. Systems Analyst	R36	2	2	2	3	3
1535	Geographic Info System	Geographic Inf. System Tech.	R31	1	1	1	0	0
	<b>Geographic Info System Total</b>			<b>3</b>	<b>3</b>	<b>3</b>	<b>3</b>	<b>3</b>
1610	City Attorney	City Attorney	R45	1	1	1	1	1
1610	City Attorney	Assistant City Attorney III	R42	2	3	3	3	3
1610	City Attorney	Assistant City Attorney II	R41	3	2	2	2	2
1610	City Attorney	Assistant City Attorney I	R40	1	1	1	1	1
1610	City Attorney	Senior Paralegal	R34	1	1	1	1	1
1610	City Attorney	Administrative Assistant I	R32	1	1	1	1	1
1610	City Attorney	Clerk III	R27	0	0	0	0	1
	<b>City Attorney Total</b>			<b>9</b>	<b>9</b>	<b>9</b>	<b>9</b>	<b>10</b>
1700	City Secretary	City Secretary	R43	1	1	1	1	1
1700	City Secretary	Micro Computer Specialist	R33	1	1	1	1	1
1700	City Secretary	Deputy City Secretary IV	R31	2	2	2	2	2
1700	City Secretary	Deputy City Secretary III	R29	1	1	1	1	1
	<b>City Secretary Total</b>			<b>5</b>	<b>5</b>	<b>5</b>	<b>5</b>	<b>5</b>
1810	Tax	Tax Assessor/Collector	R43	1	1	1	1	1
1810	Tax	Assistant Tax Collector	R40	1	1	1	1	1
1810	Tax	Property Tax Supervisor	R37	1	1	1	1	1
1810	Tax	Administrative Assistant II	R35	1	1	1	1	1
1810	Tax	Revenue Collection Officer	R35	1	1	1	1	1
1810	Tax	Teller Supervisor	R33	1	1	1	2	2
1810	Tax	Administrative Assistant I	R32	1	1	1	1	1
1810	Tax	Customer Svc. Representative II	R31	2	2	2	2	2
1810	Tax	Teller II	R29	2	2	2	1	1
1810	Tax	Customer Svc. Representative	R28	2	2	2	2	2
1810	Tax	Teller I	R27	4	4	4	4	4
	<b>Tax Total</b>			<b>17</b>	<b>17</b>	<b>17</b>	<b>17</b>	<b>17</b>
1910	Accounting	Financial Services Director	R43	1	1	1	1	1
1910	Accounting	Ass't Financial Svcs Director	R41	1	1	1	1	1
1910	Accounting	Chief Accountant	R40	1	1	1	1	1
1910	Accounting	Accounting Supervisor	R39	3	3	3	2	2
1910	Accounting	Revenue Collection Officer	R35	1	1	0	0	0
1910	Accounting	Accountant II	R35	1	3	3	5	5
1910	Accounting	Accountant I	R33	5	3	2	1	1
1910	Accounting	Administrative Secretary	R29	1	1	1	1	1
1910	Accounting	Senior Accounting Technician	R29	1	1	1	1	1

**CITY OF LAREDO**  
**Full-Time Equivalent Position Listing**

Dept. Div.	Division Name	Position Title	Grade	Amended FY 09-10	Amended FY 10-11	Adopted FY 11-12	Amended FY 11-12	Proposed FY 12-13
1910	Accounting	Clerk III	R27	2	2	3	3	3
	<b>Accounting Total</b>			<b>17</b>	<b>17</b>	<b>16</b>	<b>16</b>	<b>16</b>
1920	Purchasing	Purchasing Agent	R40	1	1	1	1	1
1920	Purchasing	Administrative Assistant II	R35	2	2	2	2	2
1920	Purchasing	Senior Buyer	R34	1	1	1	1	1
1920	Purchasing	Buyer II	R31	1	1	1	1	1
1920	Purchasing	Buyer I	R29	1	1	1	1	1
	<b>Purchasing Total</b>			<b>6</b>	<b>6</b>	<b>6</b>	<b>6</b>	<b>6</b>
1930	Payroll	Payroll Manager	R39	1	1	1	1	1
1930	Payroll	Payroll Specialist	R33	2	2	2	2	2
	<b>Payroll Total</b>			<b>3</b>	<b>3</b>	<b>3</b>	<b>3</b>	<b>3</b>
1960	Accounts Payable	Accounts Payable Supervisor	R36	1	1	1	1	1
1960	Accounts Payable	Clerk IV	R28	3	3	3	3	3
1960	Accounts Payable	Clerk III	R27	1	1	1	1	1
1960	Accounts Payable	Clerk II	R25	1	1	1	1	1
	<b>Accounts Payable Total</b>			<b>6</b>	<b>6</b>	<b>6</b>	<b>6</b>	<b>6</b>
1980	Budget	Budget Manager	R43	1	1	1	1	1
1980	Budget	Administrative Assistant II	R35	1	1	1	1	1
1980	Budget	Budget Analyst II	R35	2	2	2	2	2
	<b>Budget Total</b>			<b>4</b>	<b>4</b>	<b>4</b>	<b>4</b>	<b>4</b>
2010	Personnel	Human Resources Director	R43	1	1	1	1	1
2010	Personnel	Human Resources Officer	R41	1	1	1	1	1
2010	Personnel	Administrative Assistant I	R32	1	1	1	1	1
2010	Personnel	Human Resources Assistant III-HR	R32	1	1	1	1	1
2010	Personnel	Human Resources Assistant II-HR	R30	2	2	2	2	2
2010	Personnel	Human Resources Assistant I-HR	R28	1	1	1	0	0
2010	Personnel	Clerk II	R25	0	0	0	1	1
2010	Personnel	Clerk I	R23	1	1	1	1	1
	<b>Personnel Total</b>			<b>8</b>	<b>8</b>	<b>8</b>	<b>8</b>	<b>8</b>
2015	Civil Service	Human Resources Supervisor	R39	1	1	1	1	1
2015	Civil Service	Human Resources Assistant II	R30	1	1	1	1	1
	<b>Civil Service Total</b>			<b>2</b>	<b>2</b>	<b>2</b>	<b>2</b>	<b>2</b>
2025	Training	Human Resources Officer	R41	1	1	1	1	1
2025	Training	Human Resources Assistant II-HR	R30	2	2	2	2	2
2025	Training	Administrative Intern (1@.35 & 1@.34)	R29	1.04	1.04	0.69	0.69	0.69
2025	Training	Custodian (PT without Benefits)	R23	0.5	0.5	0.5	0.5	0.5
2025	Training	Clerk Coop (6@.25 & 1@.28)	R20	1.78	1.78	1.78	1.78	1.78
2025	Training	Playground Asst, Coop (6@.25 & 1@.28)	R20	1.78	1.78	1.78	1.78	1.78
	<b>Training Total</b>			<b>8.1</b>	<b>8.1</b>	<b>7.75</b>	<b>7.75</b>	<b>7.75</b>
2035	Self Insurance	Human Resources Assistant II-HR	R30	1	1	1	0	0
2035	Self Insurance	Human Resources Assistant III-HR	R32	0	0	0	1	1
	<b>Self Insurance Total</b>			<b>1</b>	<b>1</b>	<b>1</b>	<b>1</b>	<b>1</b>
2060	Risk Management	Risk Manager	R41	1	1	1	1	1
2060	Risk Management	Safety & Loss Control Spec. II	R34	3	3	3	3	3
2060	Risk Management	Administrative Assistant I	R32	1	1	1	1	1
2060	Risk Management	Senior Claims Analyst	R32	1	1	1	1	1
2060	Risk Management	Licensed Vocational Nurse II	R31	0	1	1	1	1
2060	Risk Management	Human Resources Assistant I-HR	R28	0	1	1	1	1
2060	Risk Management	Personnel Assistant I	R28	1	1	1	1	1
2060	Risk Management	Clerk I	R23	1	0	0	0	0
	<b>Risk Management Total</b>			<b>8</b>	<b>9</b>	<b>9</b>	<b>9</b>	<b>9</b>
2062	Employee Hlth & Wellness	Employee Health Nurse	R40	1	1	1	1	1
2062	Employee Hlth & Wellness	Registered Nurse II	R38	1	1	1	1	1
2062	Employee Hlth & Wellness	Licensed Vocational Nurse II	R31	2	1	1	1	1
2062	Employee Hlth & Wellness	Clerk III	R27	1	1	1	1	1
	<b>Employee Hlth &amp; Wellness Total</b>			<b>5</b>	<b>4</b>	<b>4</b>	<b>4</b>	<b>4</b>

**CITY OF LAREDO**  
**Full-Time Equivalent Position Listing**

Dept. Div.	Division Name	Position Title	Grade	Amended FY 09-10	Amended FY 10-11	Adopted FY 11-12	Amended FY 11-12	Proposed FY 12-13
2110	Planning & Zoning	Planning Director	R45	1	1	1	1	1
2110	Planning & Zoning	Planner III-Current	R39	1	1	1	1	1
2110	Planning & Zoning	Planner II	R36	5	5	5	5	5
2110	Planning & Zoning	Planner I	R34	1	1	1	1	1
2110	Planning & Zoning	Data/Mapping Coordinator	R33	1	1	1	1	1
2110	Planning & Zoning	Administrative Assistant I	R32	1	1	1	1	1
2110	Planning & Zoning	Administrative Secretary	R29	1	1	1	1	1
2110	Planning & Zoning	Drafting Technician	R29	2	2	2	2	2
2110	Planning & Zoning	Clerk IV	R28	1	1	1	1	1
	<b>Planning &amp; Zoning Total</b>			<b>14</b>	<b>14</b>	<b>14</b>	<b>14</b>	<b>14</b>
2210	Administration	City Engineer	R45	1	1	1	1	1
2210	Administration	Assistant City Engineer (PE)	R42	1	1	1	1	1
2210	Administration	Administrative Secretary	R29	1	1	1	1	1
2210	Administration	Clerk II	R25	2	2	2	2	2
2210	Administration	Clerk-Typist	R24	1	1	1	1	1
	<b>Administration Total</b>			<b>6</b>	<b>6</b>	<b>6</b>	<b>6</b>	<b>6</b>
2220	Design & Surveying	Civil Engineer II (PE)	R42	2	2	2	2	2
2220	Design & Surveying	Engineering Associate II	R40	1	1	1	1	1
2220	Design & Surveying	Engineering Associate I	R38	4	4	2	2	2
2220	Design & Surveying	Engineering Technician	R33	1	1	1	1	1
2220	Design & Surveying	Engineering Assistant	R32	1	1	1	1	1
2220	Design & Surveying	Drafting Technician	R29	2	2	1	1	1
2220	Design & Surveying	Survey Party Chief	R29	3	3	3	3	3
2220	Design & Surveying	Instrument Technician	R25	3	3	3	3	3
2220	Design & Surveying	Rod/Chain Survey Worker	R24	3	3	0	0	0
	<b>Design &amp; Surveying Total</b>			<b>20</b>	<b>20</b>	<b>14</b>	<b>14</b>	<b>14</b>
2230	Construction Inspection	Senior Construction Inspector	R34	1	1	1	1	1
2230	Construction Inspection	Construction Inspector	R32	6	6	6	6	6
2230	Construction Inspection	Clerk-Typist	R24	1	1	1	1	1
	<b>Construction Inspection Total</b>			<b>8</b>	<b>8</b>	<b>8</b>	<b>8</b>	<b>8</b>
2310	Administration	Police Chief	R45	1	1	1	1	1
2310	Administration	Assistant Police Chief	R42	2	2	2	2	2
2310	Administration	Administrative Planner	R41	1	1	1	1	1
2310	Administration	Deputy Police Chief	R41	2	2	2	2	2
2310	Administration	Administrative Assistant II	R35	3	3	3	3	3
2310	Administration	Finance/Personnel Supervisor	R35	1	1	1	1	1
2310	Administration	Building Maintenance Supervisor	R32	1	1	1	1	1
2310	Administration	Personnel Assistant III	R32	2	2	2	2	2
2310	Administration	Administrative Secretary	R29	3	3	3	3	3
2310	Administration	Clerk IV	R28	1	1	1	1	1
2310	Administration	Crime Prevention Specialist	R28	1	1	1	1	1
2310	Administration	Clerk III	R27	3	3	3	3	3
2310	Administration	Secretary	R27	1	1	1	1	1
2310	Administration	Custodian	R23	5	5	5	5	5
2310	Administration	Police Lieutenants	74	0	1	1	1	1
2310	Administration	Police Sergeant	73	2	2	2	2	2
2310	Administration	Police Investigator	72	4	3	3	4	4
2310	Administration	Patrol Officer / Cadet	71	6	6	6	6	6
	<b>Administration Total</b>			<b>39</b>	<b>39</b>	<b>39</b>	<b>40</b>	<b>40</b>
2320	Records	Records Supervisor	R32	1	1	1	1	1
2320	Records	Evidence Technician	R28	2	2	2	2	2
2320	Records	Clerk III	R27	12	12	12	12	12
2320	Records	Police Sergeant	73	1	2	2	2	2
2320	Records	Patrol Officer / Cadet	71	5	5	5	3	3
	<b>Records Total</b>			<b>21</b>	<b>22</b>	<b>22</b>	<b>20</b>	<b>20</b>



**CITY OF LAREDO**  
**Full-Time Equivalent Position Listing**

Dept. Div.	Division Name	Position Title	Grade	Amended FY 09-10	Amended FY 10-11	Adopted FY 11-12	Amended FY 11-12	Proposed FY 12-13
2322	ATTF In-Kind	Police Sergeant	73	1	1	1	1	1
2322	ATTF In-Kind	Police Investigator	72	6	4	4	6	6
	<b>ATTF In-Kind Total</b>			<b>7</b>	<b>5</b>	<b>5</b>	<b>7</b>	<b>7</b>
2325	Detective	Clerk III	R27	1	1	1	1	1
2325	Detective	Police Captains	75	1	1	1	1	1
2325	Detective	Police Lieutenants	74	2	2	2	2	2
2325	Detective	Police Sergeant	73	6	6	6	6	6
2325	Detective	Police Investigator	72	39	34	34	39	39
	<b>Detective Total</b>			<b>49</b>	<b>44</b>	<b>44</b>	<b>49</b>	<b>49</b>
2328	S.R.O.	Police Sergeant	73	1	0	0	0	0
2328	S.R.O.	Patrol Officer / Cadet	71	12	0	0	0	0
	<b>S.R.O. Total</b>			<b>13</b>	<b>0</b>	<b>0</b>	<b>0</b>	<b>0</b>
2335	Narcotics Pipeline K9	Police Sergeant	73	4	4	4	4	4
2335	Narcotics Pipeline K9	Police Investigator	72	8	9	9	7	7
2335	Narcotics Pipeline K9	Patrol Officer / Cadet	71	19	19	19	19	19
	<b>Narcotics Pipeline K9 Total</b>			<b>31</b>	<b>32</b>	<b>32</b>	<b>30</b>	<b>30</b>
2341	911 Communications	Communications Manager	R37	1	1	1	1	1
2341	911 Communications	Senior Programmer / Analyst	R37	1	1	1	1	1
2341	911 Communications	Asst. Communications Manager	R35	1	1	1	0	0
2341	911 Communications	Telecommunicators	R33	2	2	2	2	2
2341	911 Communications	Communications Tech. Supervisor	R33	4	4	4	4	4
2341	911 Communications	Communications Technicians	R32	33	36	36	37	37
2341	911 Communications	Intelligence Analyst	R32	0	0	0	0	0
2341	911 Communications	911 Operator	R30	1	1	1	0	0
2341	911 Communications	Police Lieutenants	74	1	1	1	1	1
2341	911 Communications	Patrol Officer / Cadet	71	3	3	3	3	3
	<b>911 Communications Total</b>			<b>47</b>	<b>50</b>	<b>50</b>	<b>49</b>	<b>49</b>
2344	SRO	Patrol Officer / Cadet	71	5	0	0	0	0
	<b>SRO Total</b>			<b>5</b>	<b>0</b>	<b>0</b>	<b>0</b>	<b>0</b>
2358	Financial Grant	Administrative Assistant II	R35	1	1	1	1	1
2358	Financial Grant	Police Investigator	72	3	3	3	3	3
	<b>Financial Grant Total</b>			<b>4</b>	<b>4</b>	<b>4</b>	<b>4</b>	<b>4</b>
2365	Criminal Int. Acquisition	Administrative Assistant II	R35	1	1	1	0	0
2365	Criminal Int. Acquisition	Intelligence Analyst	R32	0	0	0	1	1
2365	Criminal Int. Acquisition	Facilities Security Coordinator	R32	0	0	0	1	1
2365	Criminal Int. Acquisition	Police Sergeant	73	1	1	1	1	1
2365	Criminal Int. Acquisition	Police Investigator	72	0	0	0	1	1
2365	Criminal Int. Acquisition	Patrol Officer / Cadet	71	2	2	2	2	2
	<b>Criminal Int. Acquisition Total</b>			<b>4</b>	<b>4</b>	<b>4</b>	<b>6</b>	<b>6</b>
2366	Patrol	Fingerprint Technician	R29	1	1	1	1	1
2366	Patrol	Police Captains	75	3	3	3	4	4
2366	Patrol	Police Lieutenants	74	15	14	14	14	14
2366	Patrol	Police Sergeant	73	30	30	30	29	29
2366	Patrol	Police Investigator	72	16	23	23	16	16
2366	Patrol	Patrol Officer / Cadet	71	254	271	271	273	273
	<b>Patrol Total</b>			<b>319</b>	<b>342</b>	<b>342</b>	<b>337</b>	<b>337</b>
2370	Cops Hiring PGM 11-13	Patrol Officer / Cadet	71	0	22	22	22	22
	<b>Cops Hiring PGM 11-13 Total</b>			<b>0</b>	<b>22</b>	<b>22</b>	<b>22</b>	<b>22</b>
2374	Jag-City FY 11	Network Specialist	R36	0	1	1	1	1
2374	Jag-City FY 11	Evidence Technician	R28	0	1	1	1	1
	<b>Jag-City FY 11 Total</b>			<b>0</b>	<b>2</b>	<b>2</b>	<b>2</b>	<b>2</b>
2381	Auto Theft Grant	Police Sergeant	73	1	1	1	1	1
2381	Auto Theft Grant	Police Investigator	72	4	4	4	4	4
	<b>Auto Theft Grant Total</b>			<b>5</b>	<b>5</b>	<b>5</b>	<b>5</b>	<b>5</b>
2410	Fire	Fire Chief	R45	1	1	1	1	1
2410	Fire	Assistant Fire Chief	F8	1	1	1	1	1

**CITY OF LAREDO**  
**Full-Time Equivalent Position Listing**

Dept. Div.	Division Name	Position Title	Grade	Amended FY 09-10	Amended FY 10-11	Adopted FY 11-12	Amended FY 11-12	Proposed FY 12-13
2410	Fire	Deputy Fire Chief	F7	2	2	2	3	3
2410	Fire	Fire District Chief	F6	10	10	10	10	10
2410	Fire	Fire Captains	F5	51	51	51	51	51
2410	Fire	Fire Driver	F4	52	52	52	52	52
2410	Fire	Fire Assistant Driver	F3	51	51	51	51	51
2410	Fire	Firefighter	F2	60	45	45	43	58
2410	Fire	Firefighter Cadet	F1	0	0	0	4	9
	<b>Fire Total</b>			<b>228</b>	<b>213</b>	<b>213</b>	<b>216</b>	<b>236</b>
2415	EMS	Deputy Fire Chief	F7	1	1	1	0	0
2415	EMS	Fire District Chief	F6	2	2	2	2	2
2415	EMS	Fire Captains	F5	10	10	10	10	10
2415	EMS	Fire Driver	F4	1	1	1	1	1
2415	EMS	Firefighter	F2	71	56	56	53	53
2415	EMS	Firefighter Cadet	F1	0	0	0	1	1
	<b>EMS Total</b>			<b>85</b>	<b>70</b>	<b>70</b>	<b>67</b>	<b>67</b>
2420	Civilians	Senior Programmer Analyst	R37	1	1	1	1	1
2420	Civilians	Emergency Vehicle Maint. Supvr	R36	1	1	1	1	1
2420	Civilians	Administrative Assistant II	R35	2	2	2	2	2
2420	Civilians	Diesel Mechanic I	R32	1	1	1	2	2
2420	Civilians	Personnel Assistant II	R30	1	1	1	1	1
2420	Civilians	Automotive Mechanic	R29	2	2	2	1	1
2420	Civilians	Personnel Assistant I	R28	2	2	2	2	2
2420	Civilians	Buiding Maintenance Worker	R24	0	0	0	0	1
2420	Civilians	Clerk I	R23	0	0	0	0	2
	<b>Civilians Total</b>			<b>10</b>	<b>10</b>	<b>10</b>	<b>10</b>	<b>13</b>
2425	Prevention & Arson	Fire Marshal	F7	1	1	1	1	1
2425	Prevention & Arson	Fire District Chief	F6	1	1	1	1	1
2425	Prevention & Arson	Fire Captains	F5	3	3	3	3	3
2425	Prevention & Arson	Fire Driver	F4	2	2	2	2	2
2425	Prevention & Arson	Fire Assistant Driver	F3	3	3	3	3	3
2425	Prevention & Arson	Firefighter	F2	4	4	4	4	4
	<b>Prevention &amp; Arson Total</b>			<b>14</b>	<b>14</b>	<b>14</b>	<b>14</b>	<b>14</b>
2430	Airport	Fire Captains	F5	3	3	3	3	3
2430	Airport	Fire Driver	F4	3	3	3	3	3
2430	Airport	Firefighter	F2	3	3	3	3	3
	<b>Airport Total</b>			<b>9</b>	<b>9</b>	<b>9</b>	<b>9</b>	<b>9</b>
2435	Training In House	Fire District Chief	F6	1	1	1	1	1
2435	Training In House	Fire Captains	F5	2	2	2	2	2
	<b>Training In House Total</b>			<b>3</b>	<b>3</b>	<b>3</b>	<b>3</b>	<b>3</b>
2440	Training	Fire District Chief	F6	1	1	1	1	1
2440	Training	Fire Captains	F5	1	1	1	1	1
2440	Training	Firefighter	F2	1	1	1	1	1
	<b>Training Total</b>			<b>3</b>	<b>3</b>	<b>3</b>	<b>3</b>	<b>3</b>
2486	Safer Grant	Firefighter	F2	15	15	15	15	0
	<b>Safer Grant Total</b>			<b>15</b>	<b>15</b>	<b>15</b>	<b>15</b>	<b>0</b>
2486	Safer 2011-2013	Firefighter	F2	0	0	0	1	1
2496	Safer 2011-2013	Fire Cadet	F1	0	30	30	29	29
	<b>Safer 2011-2013 Total</b>				<b>30</b>	<b>30</b>	<b>30</b>	<b>30</b>
2510	Administration	Solid Waste Manager	R41	1	1	1	1	1
2510	Administration	Administrative Assistant II	R35	2	2	2	2	2
2510	Administration	Secretary	R27	1	1	1	1	1
2510	Administration	Custodian	R23	1	1	1	1	1
	<b>Administration Total</b>			<b>5</b>	<b>5</b>	<b>5</b>	<b>5</b>	<b>5</b>
2514	Branch Division	Solid Waste Supervisor	R32	0	0	1	1	1
2514	Branch Division	Heavy Equipment Operator	R27	0	0	6	6	6
	<b>Branch Total</b>			<b>0</b>	<b>0</b>	<b>7</b>	<b>7</b>	<b>7</b>

**CITY OF LAREDO**  
**Full-Time Equivalent Position Listing**

Dept. Div.	Division Name	Position Title	Grade	Amended FY 09-10	Amended FY 10-11	Adopted FY 11-12	Amended FY 11-12	Proposed FY 12-13
2515	Recycling	Recycling Program Coordinator	R36	1	1	1	1	1
2515	Recycling	Heavy Truck Driver III	R28	1	1	1	1	1
2515	Recycling	Customer Service Representative	R28	1	1	1	1	1
2515	Recycling	Heavy Truck Driver II	R27	8	8	8	8	8
2515	Recycling	Refuse Collector	R24	11	9	9	9	9
	<b>Recycling Total</b>			<b>22</b>	<b>20</b>	<b>20</b>	<b>20</b>	<b>20</b>
2550	Sanitation	Solid Waste Superintendent	R37	1	1	1	1	1
2550	Sanitation	Administrative Assistant I	R32	1	1	1	1	1
2550	Sanitation	Solid Waste Supervisor	R32	5	5	4	4	4
2550	Sanitation	Customer Service Representative	R28	1	1	1	1	1
2550	Sanitation	Heavy Truck Driver III	R28	28	27	27	27	27
2550	Sanitation	Special Refuse Collector	R28	1	1	1	1	1
2550	Sanitation	Heavy Equipment Operator	R27	5	6	0	0	0
2550	Sanitation	Heavy Truck Driver II	R27	10	9	9	9	9
2550	Sanitation	Clerk II	R25	0	1	1	1	1
2550	Sanitation	Refuse Collector	R24	33	27	27	27	27
2550	Sanitation	Clerk I	R23	1	0	0	0	0
2550	Sanitation	Laborer	R23	1	0	0	0	0
	<b>Sanitation Total</b>			<b>87</b>	<b>79</b>	<b>72</b>	<b>72</b>	<b>72</b>
2560	Landfill	Solid Waste Superintendent	R37	1	1	1	1	1
2560	Landfill	Solid Waste Supervisor	R32	2	2	2	2	2
2560	Landfill	Heavy Equipment Operator II	R29	6	7	7	7	7
2560	Landfill	Heavy Equipment Operator	R27	1	0	0	0	0
2560	Landfill	Solid Waste Crew Leader	R27	2	2	2	2	2
2560	Landfill	Clerk II	R25	1	1	1	2	2
2560	Landfill	Refuse Collector	R24	0	6	9	8	8
2560	Landfill	Landfill Spotter	R24	2	2	2	2	2
2560	Landfill	Laborer	R23	3	3	0	0	0
	<b>Landfill Total</b>			<b>18</b>	<b>24</b>	<b>24</b>	<b>24</b>	<b>24</b>
2610	Traffic	Traffic Manager	R43	1	1	1	1	1
2610	Traffic	Traffic Operations Manager	R40	1	1	1	1	1
2610	Traffic	Administrative Secretary	R29	1	1	1	1	1
2610	Traffic	Warehouse Supervisor	R29	1	1	1	1	1
2610	Traffic	Clerk IV	R28	1	1	1	1	1
2610	Traffic	Custodian	R23	1	1	1	1	1
	<b>Traffic Total</b>			<b>6</b>	<b>6</b>	<b>6</b>	<b>6</b>	<b>6</b>
2611	Engineering	Engineering Associate II	R40	2	2	2	2	2
2611	Engineering	Engineering Technician II	R36	2	2	2	2	2
2611	Engineering	Engineering Technician	R33	0	0	0	1	1
2611	Engineering	Construction Inspector	R32	1	1	1	1	1
2611	Engineering	Engineering Assistant	R32	1	1	1	1	1
	<b>Engineering Total</b>			<b>6</b>	<b>6</b>	<b>6</b>	<b>7</b>	<b>7</b>
2613	Signals	Traffic Signal, Signs, & Mark Supt.	R37	1	1	1	0	0
2613	Signals	Traffic Signal Supervisor	R34	1	1	1	1	1
2613	Signals	Engineering Technician	R33	0	0	0	0	0
2613	Signals	Traffic Control-Signal Tech III	R33	1	1	1	1	1
2613	Signals	Traffic Control-Signal Tech I	R29	5	5	5	5	5
	<b>Signals Total</b>			<b>8</b>	<b>8</b>	<b>8</b>	<b>7</b>	<b>7</b>
2614	Signs	Traffic Control Signs/Mkg Supv.	R31	1	1	1	1	1
2614	Signs	Traffic Control - Signs/Marking I	R27	5	5	5	5	5
	<b>Signs Total</b>			<b>6</b>	<b>6</b>	<b>6</b>	<b>6</b>	<b>6</b>
2620	Parking	Parking/Vehicle for Hire Supt.	R38	1	1	1	1	1
2620	Parking	Hearing Officer	R35	1	1	1	1	1
2620	Parking	Park'g Enf./Veh. for Hire Supvr.	R33	1	1	1	1	1
2620	Parking	Teller Supervisor	R33	1	1	1	1	1
2620	Parking	Clerk IV	R28	1	1	1	1	1

**CITY OF LAREDO**  
**Full-Time Equivalent Position Listing**

Dept. Div.	Division Name	Position Title	Grade	Amended FY 09-10	Amended FY 10-11	Adopted FY 11-12	Amended FY 11-12	Proposed FY 12-13
2620	Parking	Parking Enforcement Officer II	R28	2	2	2	2	2
2620	Parking	Parking Meter Technician	R27	1	1	1	1	1
2620	Parking	Parking Ticket Clerk	R27	2	2	2	2	2
2620	Parking	Teller	R27	8	8	8	8	8
2620	Parking	Parking Enforcement Officer I	R26	4	4	4	4	4
2620	Parking	Maintenance Worker	R25	2	2	2	2	2
	<b>Parking Total</b>			<b>24</b>	<b>24</b>	<b>24</b>	<b>24</b>	<b>24</b>
2622	Markings	Traffic Control-Signs Marking II	R30	2	2	2	2	2
2622	Markings	Traffic Control-Signs Marking I	R27	2	2	2	2	2
	<b>Markings Total</b>			<b>4</b>	<b>4</b>	<b>4</b>	<b>4</b>	<b>4</b>
2625	Permits	Clerk IV	R28	1	1	1	1	1
2625	Permits	Clerk III	R27	1	1	1	1	1
2625	Permits	Taxi-Cab Starter/Inspector	R26	1	1	1	1	1
	<b>Permits Total</b>			<b>3</b>	<b>3</b>	<b>3</b>	<b>3</b>	<b>3</b>
2710	Administration	Public Works Director	R45	0	0	0	1	1
2710	Administration	Public Works Manager	R41	1	1	1	0	0
2710	Administration	Construction Superintendent	R37	1	1	1	1	1
2710	Administration	Geographic Info Systems Analyst	R36	1	0	0	0	0
2710	Administration	Administrative Assistant I	R32	2	2	2	2	2
2710	Administration	Geographic Info Systems Technician	R31	0	1	1	1	0
2710	Administration	Clerk IV	R28	1	1	1	1	1
2710	Administration	Clerk III	R27	1	1	0	0	0
2710	Administration	Custodian	R23	1	1	1	1	1
	<b>Administration Total</b>			<b>8</b>	<b>8</b>	<b>7</b>	<b>7</b>	<b>6</b>
2720	Maintenance	Master Electrician	R32	1	1	1	1	1
2720	Maintenance	Heavy Equipment Operator II	R29	0	0	0	2	2
2720	Maintenance	Carpenter	R28	1	1	1	1	1
2720	Maintenance	Heavy Equipment Operator	R27	6	6	3	1	1
2720	Maintenance	Heavy Truck Driver	R26	8	8	8	8	8
2720	Maintenance	Laborer	R23	4	4	4	4	4
	<b>Maintenance Total</b>			<b>20</b>	<b>20</b>	<b>17</b>	<b>17</b>	<b>17</b>
2730	Construction	Cement Finisher	R28	1	1	1	1	1
2730	Construction	Heavy Truck Driver III	R28	0	0	0	1	1
2730	Construction	Heavy Truck Driver	R26	4	4	4	3	3
2730	Construction	Laborer	R23	2	2	2	2	2
	<b>Construction Total</b>			<b>7</b>	<b>7</b>	<b>7</b>	<b>7</b>	<b>7</b>
2740	Street Cleaning	Street Cleaning Supervisor	R32	1	1	1	1	1
2740	Street Cleaning	Street Construction Supervisor	R32	2	2	2	2	2
2740	Street Cleaning	Cement Finisher	R28	1	1	1	1	1
2740	Street Cleaning	Heavy Equipment Operator	R27	15	15	15	15	15
2740	Street Cleaning	Light Equipment Operator	R25	1	1	1	1	1
2740	Street Cleaning	Laborer	R23	2	2	1	1	1
	<b>Street Cleaning Total</b>			<b>22</b>	<b>22</b>	<b>21</b>	<b>21</b>	<b>21</b>
2770	Building Rehab	Public Building Supervisor	R34	1	1	1	1	1
2770	Building Rehab	Master Electrician	R32	1	1	1	1	1
2770	Building Rehab	Street Construction Supervisor	R32	2	2	2	2	2
2770	Building Rehab	Air Conditioning Mechanic	R31	2	2	2	2	2
2770	Building Rehab	Carpenter	R28	3	3	3	3	3
2770	Building Rehab	Painter	R28	1	1	1	1	1
2770	Building Rehab	Laborer	R23	4	4	4	4	4
	<b>Building Rehab Total</b>			<b>14</b>	<b>14</b>	<b>14</b>	<b>14</b>	<b>14</b>
2780	Warehouse	Warehouse Supervisor	R29	1	1	1	1	1
2780	Warehouse	Warehouse Clerk	R25	1	1	1	1	1
	<b>Warehouse Total</b>			<b>2</b>	<b>2</b>	<b>2</b>	<b>2</b>	<b>2</b>
2810	Maintenance Shop	Fleet General Manager	R41	0	1	1	1	1
2810	Maintenance Shop	Fleet Maintenance Manager	R40	1	1	0	0	0

**CITY OF LAREDO**  
**Full-Time Equivalent Position Listing**

Dept. Div.	Division Name	Position Title	Grade	Amended FY 09-10	Amended FY 10-11	Adopted FY 11-12	Amended FY 11-12	Proposed FY 12-13
2810	Maintenance Shop	Fleet Maintenance Superintendent	R37	1	1	1	1	1
2810	Maintenance Shop	Diesel Mechanic II	R34	0	0	0	3	3
2810	Maintenance Shop	Heavy Equipment Mechanic Supvr.	R34	2	2	2	2	2
2810	Maintenance Shop	Administrative Assistant I	R32	1	1	0	0	0
2810	Maintenance Shop	Automotive Mechanic Supervisor	R32	1	1	1	1	1
2810	Maintenance Shop	Diesel Mechanic I	R32	9	9	9	6	6
2810	Maintenance Shop	Administrative Secretary	R29	0	0	0	1	1
2810	Maintenance Shop	Automotive Mechanic I	R29	10	10	11	11	11
2810	Maintenance Shop	Paint & Body Shop Specialist	R29	1	1	1	1	1
2810	Maintenance Shop	Warehouse Supervisor	R29	1	1	1	1	1
2810	Maintenance Shop	Welder	R28	2	2	2	2	2
2810	Maintenance Shop	Clerk III	R27	2	2	2	1	1
2810	Maintenance Shop	Preventive Maint. Svc. Worker	R27	9	9	10	10	10
2810	Maintenance Shop	Warehouse Clerk	R25	3	3	3	3	3
2810	Maintenance Shop	Custodian	R23	1	1	1	1	1
	<b>Maintenance Shop Total</b>			<b>44</b>	<b>45</b>	<b>45</b>	<b>45</b>	<b>45</b>
2910	Administration	Health Director	R45	1	1	1	1	1
2910	Administration	Chief of Epidemiology	R41	1	1	1	1	1
2910	Administration	Senior Programmer/Analyst	R37	1	0	0	0	0
2910	Administration	Network Specialist	R36	0	1	1	1	1
2910	Administration	Micro Computer Specialist	R33	1	1	1	1	1
2910	Administration	Administrative Assistant II	R35	1	1	1	1	1
2910	Administration	Administrative Assistant I	R32	1	1	1	1	1
2910	Administration	Building Maintenance Supervisor	R32	1	1	1	1	1
2910	Administration	Administrative Secretary	R29	1	1	1	1	1
2910	Administration	Building Maintenance Mechanic	R28	1	1	1	1	1
2910	Administration	Clerk III	R27	0	0	0	1	1
2910	Administration	Clerk I	R23	1	1	0	0	0
2910	Administration	Custodian	R23	3	3	3	3	3
2910	Administration	Groundskeeper	R23	1	1	1	1	1
2910	Administration	Messenger	R23	1	1	1	1	1
	<b>Administration Total</b>			<b>15</b>	<b>15</b>	<b>14</b>	<b>15</b>	<b>15</b>
2911	Health Education	Licensed Vocational Nurse III	R33	1	1	0	0	0
2911	Health Education	Medical Office Assistant	R28	1	1	0	0	0
2911	Health Education	Community Service Aide	R23	0.08	0.08	0.08	0.08	0.08
2911	Health Education	Lay Community Service Aide (8@.10)	R23	0.8	0.8	0.8	0.8	0.8
	<b>Health Education Total</b>			<b>2.88</b>	<b>2.88</b>	<b>0.88</b>	<b>0.88</b>	<b>0.88</b>
2912	Vital Statistics	Deputy Registrar	R33	1	1	1	1	1
2912	Vital Statistics	Clerk III	R27	1	1	0	0	0
2912	Vital Statistics	Clerk II	R25	3	3	3	3	3
2912	Vital Statistics	Registrar Clerk	R25	1	1	0	0	0
	<b>Vital Statistics Total</b>			<b>6</b>	<b>6</b>	<b>4</b>	<b>4</b>	<b>4</b>
2913	Ambulance	Ambulance Accts. Rec. Supervisor	R31	1	0	0	0	0
2913	Ambulance	Project Specialist	R30	0	1	1	1	1
2913	Ambulance	Medical Office Assistant	R28	0	0	0	0	1
2913	Ambulance	Clerk III	R27	1	4	4	4	3
	<b>Ambulance Total</b>			<b>2</b>	<b>5</b>	<b>5</b>	<b>5</b>	<b>5</b>
2914	STD Clinic	Medical Office Assistant	R28	1	1	1	1	0
2914	STD Clinic	Clerk III	R27	0	0	0	0	1
2914	STD Clinic	Clerk II	R25	1	1	0	0	0
	<b>STD Clinic Total</b>			<b>2</b>	<b>2</b>	<b>1</b>	<b>1</b>	<b>1</b>
2922	Immunization	Registered Nurse II	R38	1	1	1	1	1
2922	Immunization	Clerk IV	R27	0	0	0	0	0
2922	Immunization	Immunization Technician	R26	1	1	1	0	0
2922	Immunization	Clerk II	R25	2	2	2	2	2
	<b>Immunization Total</b>			<b>4</b>	<b>4</b>	<b>4</b>	<b>3</b>	<b>3</b>

**CITY OF LAREDO**  
**Full-Time Equivalent Position Listing**

Dept. Div.	Division Name	Position Title	Grade	Amended FY 09-10	Amended FY 10-11	Adopted FY 11-12	Amended FY 11-12	Proposed FY 12-13
2923	TB	X-Ray Technician	R30	0.5	0.5	0.5	0.5	0.5
2923	TB	Clerk II	R25	1	1	1	1	1
2923	TB	Clerk I	R23	1	1	0	0	0
	<b>TB Total</b>			<b>2.5</b>	<b>2.5</b>	<b>1.5</b>	<b>1.5</b>	<b>1.5</b>
2924	Adult Care	Clerk-Typist	R24	1	1	1	1	1
	<b>Adult Care Total</b>			<b>1</b>	<b>1</b>	<b>1</b>	<b>1</b>	<b>1</b>
2926	Laboratory	Laboratory Manager	R39	1	1	1	1	1
2926	Laboratory	Medical Technician	R31	2	2	2	2	2
2926	Laboratory	Pharmacy Technician	R29	1	1	1	1	1
2926	Laboratory	Phlebotomist	R28	1	1	1	1	1
2926	Laboratory	Clerk II	R25	1	1	1	1	1
	<b>Laboratory Total</b>			<b>6</b>	<b>6</b>	<b>6</b>	<b>6</b>	<b>6</b>
2927	PHS	Secretary	R27	1	1	1	1	1
	<b>PHS Total</b>			<b>1</b>	<b>1</b>	<b>1</b>	<b>1</b>	<b>1</b>
2928	Budget & Grant Mgmt.	Chief, Grant and Budget	R39	1	1	1	1	1
2928	Budget & Grant Mgmt.	Administrative Assistant II	R35	1	1	1	1	1
2928	Budget & Grant Mgmt.	Revenue Collections Supervisor	R35	1	1	1	1	1
2928	Budget & Grant Mgmt.	Administrative Secretary	R29	1	1	1	1	1
2928	Budget & Grant Mgmt.	Clerk III	R27	0	0	1	1	1
2928	Budget & Grant Mgmt.	Clerk II	R25	1	1	1	1	1
2928	Budget & Grant Mgmt.	Clerk I	R23	1	1	0	0	0
	<b>Budget &amp; Grant Mgmt. Total</b>			<b>6</b>	<b>6</b>	<b>6</b>	<b>6</b>	<b>6</b>
2930	Protective Services	Chief of Environmental Hlth Sv.	R40	1	1	0	0	0
2930	Protective Services	Sanitarian III	R36	1	1	1	1	1
2930	Protective Services	Sanitarian II	R34	3	3	3	3	3
2930	Protective Services	Sanitarian I	R33	3	3	3	3	3
2930	Protective Services	Sanitation Inspector II	R31	2	2	2	2	2
2930	Protective Services	Sanitation Inspector I	R29	1	1	1	1	1
2930	Protective Services	Clerk II	R25	1	1	1	1	1
	<b>Protective Services Total</b>			<b>12</b>	<b>12</b>	<b>11</b>	<b>11</b>	<b>11</b>
2931	Animal Control	Animal Control Program Supervisor	R35	1	1	1	1	1
2931	Animal Control	Animal Control Officer II	R31	2	2	2	2	2
2931	Animal Control	Animal Control Officer I	R29	10	10	10	10	10
2931	Animal Control	Clerk II	R25	1	1	1	1	1
	<b>Animal Control Total</b>			<b>14</b>	<b>14</b>	<b>14</b>	<b>14</b>	<b>14</b>
2932	Animal Shelter	Animal Control Officer II	R31	0	0	0	1	1
2932	Animal Shelter	Animal Control Officer I	R29	0	0	0	2	2
2932	Animal Shelter	Dispatcher	R28	0	0	0	1	1
2932	Animal Shelter	Clerk II	R25	0	0	0	1	1
2932	Animal Shelter	Groundskeeper	R23	0	0	0	4	4
	<b>Animal Shelter Total</b>			<b>0</b>	<b>0</b>	<b>0</b>	<b>9</b>	<b>9</b>
2999	Health Grant Employees	Chief Preventive Health Services	R41	1	1	0	0	0
2999	Health Grant Employees	Physician Assistant	R40	0	1	1	1	1
2999	Health Grant Employees	Chief Public Health Nutrition	R40	1	1	1	1	1
2999	Health Grant Employees	Chief of Environmental Hlth Sv.	R40	0	0	1	1	1
2999	Health Grant Employees	RN, Nurse Supervisor	R39	0	1	1	1	1
2999	Health Grant Employees	Health Educator Supervisor	R38	1	1	1	1	1
2999	Health Grant Employees	Administrative Assistant II	R35	1	1	1	1	1
2999	Health Grant Employees	Caseworker	R34	1	1	1	1	1
2999	Health Grant Employees	Senior Medical Technologist	R33	0	0	0	1	1
2999	Health Grant Employees	Health Aide	R24	1	1	1	1	0
	<b>Health Grant Employees Total</b>			<b>6</b>	<b>8</b>	<b>8</b>	<b>9</b>	<b>8</b>
3110	Administration	Parks and Leisure Svcs. Director	R43	1	1	1	1	1
3110	Administration	Ass't Parks & Leisure Svcs Dir.	R41	1	1	0	0	1
3110	Administration	Ass't Parks & Recreation Director	R41	1	1	0	0	0
3110	Administration	City Forester	R33	1	1	0	0	0

**CITY OF LAREDO**  
**Full-Time Equivalent Position Listing**

Dept. Div.	Division Name	Position Title	Grade	Amended FY 09-10	Amended FY 10-11	Adopted FY 11-12	Amended FY 11-12	Proposed FY 12-13
3110	Administration	Administrative Assistant I	R32	2	2	2	1	1
3110	Administration	Warehouse Supervisor	R29	1	1	0	0	0
3110	Administration	Clerk IV	R28	0	0	0	1	1
3110	Administration	Personnel Assistant I	R28	1	1	1	0	0
3110	Administration	Clerk I	R23	1	1	1	1	1
3110	Administration	Custodian	R23	1	1	1	0	0
	<b>Administration Total</b>			<b>10</b>	<b>10</b>	<b>6</b>	<b>4</b>	<b>5</b>
3115	Maintenance	Construction Superintendent	R37	1	1	1	1	0
3115	Maintenance	Parks Superintendent	R37	1	1	1	1	1
3115	Maintenance	Building & Grounds Supervisor	R34	3	3	3	3	3
3115	Maintenance	Rec. and Special Event Coord.	R34	1	1	1	0	0
3115	Maintenance	Administrative Assistant I	R32	1	1	1	0	0
3115	Maintenance	Master Electrician	R32	1	1	0	0	0
3115	Maintenance	Air conditioner Mechanic	R31	1	1	1	1	1
3115	Maintenance	Plumber	R30	1	1	1	1	0
3115	Maintenance	Warehouse Supervisor	R29	0	0	0	1	1
3115	Maintenance	Building Maintenance Mechanic	R28	1	1	1	1	0
3115	Maintenance	Carpenter	R28	3	3	3	3	1
3115	Maintenance	Cement Finisher	R28	4	4	4	4	2
3115	Maintenance	Electrician Journeyman	R28	1	1	2	2	0
3115	Maintenance	Painter	R28	0	0	0	1	0
3115	Maintenance	Welder	R28	1	1	1	1	1
3115	Maintenance	Clerk IV	R28	0	0	0	0	0
3115	Maintenance	Parks Crew Leader	R27	10	10	10	11	11
3115	Maintenance	Clerk III	R27	1	1	1	1	1
3115	Maintenance	Heavy Equipment Operator	R27	4	4	4	4	3
3115	Maintenance	Building Maintenance Worker	R24	5	5	6	6	3
3115	Maintenance	Groundskeeper	R23	52	52	51	47	47
	<b>Maintenance Total</b>			<b>92</b>	<b>92</b>	<b>92</b>	<b>89</b>	<b>75</b>
3118	Construction	Construction Superintendent	R37	0	0	0	0	1
3118	Construction	Plumber	R30	0	0	0	0	1
3118	Construction	Building Maintenance Mechanic	R28	0	0	0	0	1
3118	Construction	Carpenter	R28	0	0	0	0	2
3118	Construction	Cement Finisher	R28	0	0	0	0	2
3118	Construction	Electrician Journeyman	R28	0	0	0	0	2
3118	Construction	Painter	R28	0	0	0	0	1
3118	Construction	Heavy Equipment Operator	R27	0	0	0	0	1
3118	Construction	Building Maintenance Worker	R24	0	0	0	0	3
	<b>Construction Total</b>			<b>0</b>	<b>0</b>	<b>0</b>	<b>0</b>	<b>14</b>
3120	Recreation	Aquatic Supervisor	R28	1	1	1	1	1
3120	Recreation	Parks Crew Leader	R27	2	2	2	2	2
3120	Recreation	Playground Coordinator	R27	1	1	0	0	0
3120	Recreation	Playground Leader (7@.27&1@.23)	R24	2.12	2.12	2.12	2.12	0
3120	Recreation	Pool Supervisor (6@.26&1@.29)	R24	1.85	1.85	1.85	1.85	1.85
3120	Recreation	Clerk I (4@.26 & 1@.28)	R23	1.32	1.32	1.32	1.32	1.32
3120	Recreation	Groundskeeper	R23	0.48	0.48	0.48	0.48	0.48
3120	Recreation	Lifeguard	R23	1	1	0	0	0
3120	Recreation	Lifeguard (36@.24 & 1@.19)	R23	8.83	8.83	8.83	8.83	8.83
3120	Recreation	Playground Assistant (23@.26&1@.37)	R23	6.35	6.35	6.35	6.35	0
	<b>Recreation Total</b>			<b>25.95</b>	<b>25.95</b>	<b>23.95</b>	<b>23.95</b>	<b>15.48</b>
3125	Recreation Centers	Recreation Center Manager	R35	1	1	1	1	1
3125	Recreation Centers	Rec. and Special Event Coord.	R34	0	0	0	1	1
3125	Recreation Centers	Assistant Recreation Center Mgr.	R33	1	1	1	1	1
3125	Recreation Centers	Administrative Assistant I	R32	1	1	1	3	3
3125	Recreation Centers	Recreation Center Supervisor	R29	7	7	8	8	8
3125	Recreation Centers	Building Maintenance Mechanic	R28	1	1	2	2	2

**CITY OF LAREDO**  
**Full-Time Equivalent Position Listing**

Dept. Div.	Division Name	Position Title	Grade	Amended FY 09-10	Amended FY 10-11	Adopted FY 11-12	Amended FY 11-12	Proposed FY 12-13
3126	Recreation Centers	Personnel Assistant I	R28	0	0	0	1	1
3125	Recreation Centers	Recreation Center Leader	R28	0	0	1	2	2
3125	Recreation Centers	Clerk III	R27	1	1	1	1	1
3125	Recreation Centers	Recreation Specialist (7ft,14@.48,1@.32)	R27	14	14	14.04	13.04	13.04
3125	Recreation Centers	Playground Leader (9@.26)	R24	0	0	0	0	2.34
3125	Recreation Centers	Building Maintenance Worker	R24	1	1	1	1	1
3124	Recreation Centers	Playground Assistant (40@.26)	R23	0	0	0	0	10.4
3125	Recreation Centers	Custodian (1@.5 & 9FT)	R23	6.5	6.5	8.5	9.5	9.5
<b>Recreation Centers Total</b>				<b>33.5</b>	<b>33.5</b>	<b>38.54</b>	<b>43.54</b>	<b>56.28</b>
3130	Cemetery	Cemetery Superintendent	R35	1	1	1	1	1
3130	Cemetery	Maintenance & Events Supervisor	R28	1	1	1	1	1
3130	Cemetery	Heavy Equipment Operator	R27	1	1	1	1	1
3130	Cemetery	Clerk III	R27	0	0	0	1	1
3130	Cemetery	Building Maintenance Worker	R24	1	1	1	1	1
3130	Cemetery	Clerk I	R23	1	1	1	0	0
3130	Cemetery	Groundskeeper (1@.48 & 2FT)	R23	2.48	2.48	2.48	2.48	2.48
<b>Cemetery Total</b>				<b>7.48</b>	<b>7.48</b>	<b>7.48</b>	<b>7.48</b>	<b>7.48</b>
3135	Civic Center	Asst. Parks & Leisure Serv. Director	R41	0	0	1	1	0
3135	Civic Center	Civic Center Complex Manager	R36	1	1	0	1	1
3135	Civic Center	Administrative Secretary	R29	0	0	0	1	1
3135	Civic Center	Clerk IV	R28	1	1	1	0	0
3135	Civic Center	Maintenance & Events Supervisor	R28	1	1	1	1	1
3135	Civic Center	Maintenance & Events Crew Leader	R27	1	1	1	1	1
3135	Civic Center	Building Maintenance Worker	R24	2	2	2	2	2
3135	Civic Center	Maintenance & Events Worker	R24	6	6	5	4	4
<b>Civic Center Total</b>				<b>12</b>	<b>12</b>	<b>11</b>	<b>11</b>	<b>10</b>
3155	Mercado Management	Groundskeeper	R23	0	0	1	1	1
<b>Mercado Management Total</b>				<b>0</b>	<b>0</b>	<b>1</b>	<b>1</b>	<b>1</b>
3170	Main Branch	Library Director	R43	0	0	0	1	1
3170	Main Branch	Library Manager	R41	1	1	1	0	0
3170	Main Branch	Assistant Library Manager	R40	1	0	0	0	0
3170	Main Branch	Assistant Library Manager	R39	0	1	1	1	1
3170	Main Branch	Senior Programmer Analyst	R37	1	1	1	1	1
3170	Main Branch	Librarian Manager	R36	2	2	2	2	2
3170	Main Branch	Librarian II	R34	3	3	3	3	2
3170	Main Branch	Special Collections Librarian	R34	1	1	1	1	1
3170	Main Branch	Librarian I	R33	4	4	4	5	4
3170	Main Branch	Micro-Computer Specialist	R33	1	1	1	1	1
3170	Main Branch	Circulation Supervisor	R31	1	1	1	1	1
3170	Main Branch	Administrative Secretary	R29	1	1	1	1	1
3170	Main Branch	Buyer I	R29	1	1	1	1	1
3170	Main Branch	Library Technician III	R29	4	4	4	4	4
3170	Main Branch	Security Officer	R29	1	1	1	1	1
3170	Main Branch	Computer Operator	R27	1	1	1	1	0
3170	Main Branch	Library Technician II	R27	3	3	3	2	2
3170	Main Branch	Maintenance Crew Leader	R27	1	1	1	1	1
3170	Main Branch	Library Technician I	R25	5	5	5	5	3
3170	Main Branch	Building Maintenance Worker	R24	1	1	1	1	1
3170	Main Branch	Clerk I	R23	6	6	6	6	6
3170	Main Branch	Custodian	R23	4	4	4	4	2
<b>Main Branch Total</b>				<b>43</b>	<b>43</b>	<b>43</b>	<b>43</b>	<b>36</b>
3171	Santo Niño Branch	Outreach Services Manager	R38	1	1	1	1	1
3171	Santo Niño Branch	Librarian II	R34	0	0	0	0	1
3171	Santo Niño Branch	Circulation Supervisor	R31	1	1	1	1	1
3171	Santo Niño Branch	Computer Operator	R27	0	0	0	0	1
3171	Santo Niño Branch	Library Technician II	R27	1	1	1	1	1



**CITY OF LAREDO**  
**Full-Time Equivalent Position Listing**

Dept. Div.	Division Name	Position Title	Grade	Amended FY 09-10	Amended FY 10-11	Adopted FY 11-12	Amended FY 11-12	Proposed FY 12-13
3171	Santo Niño Branch	Library Technician I	R25	0	0	0	0	1
3171	Santo Niño Branch	Building Maintenance Worker	R24	1	1	1	1	1
3171	Santo Niño Branch	Custodian	R23	0	0	0	0	2
3171	Santo Niño Branch	Clerk I	R23	1	1	1	1	1
	<b>Santo Niño Branch Total</b>			<b>5</b>	<b>5</b>	<b>5</b>	<b>5</b>	<b>10</b>
3172	Bruni Plaza Branch	Circulation Supervisor	R31	1	1	1	1	1
3172	Bruni Plaza Branch	Clerk I	R23	1	1	1	1	1
	<b>Bruni Plaza Branch Total</b>			<b>2</b>	<b>2</b>	<b>2</b>	<b>2</b>	<b>2</b>
3173	Bookmobile Unit	Circulation Supervisor	R31	1	1	1	1	1
3173	Bookmobile Unit	Library Technician I	R25	1	1	1	1	1
	<b>Bookmobile Unit Total</b>			<b>2</b>	<b>2</b>	<b>2</b>	<b>2</b>	<b>2</b>
3174	North West Library Branch	Librarian I	R33	0	0	0	0	1
3174	North West Library Branch	Library Technician I	R25	0	0	0	0	1
	<b>Bookmobile Unit Total</b>			<b>0</b>	<b>0</b>	<b>0</b>	<b>0</b>	<b>2</b>
3605	Administration	Airport Manager	R43	1	1	1	1	1
3605	Administration	Airport Operations Manager	R39	1	1	1	1	1
3605	Administration	Marketing Manager	R39	0	1	1	1	1
3605	Administration	Marketing Manager	R38	1	0	0	0	0
3605	Administration	Administrative Assistant II	R35	1	1	1	1	1
3605	Administration	Administrative Assistant I	R32	1	1	1	1	1
3605	Administration	Administrative Secretary	R29	1	1	1	1	1
3605	Administration	Secretary*	R27	1	1	1	1	1
	<b>Administration Total</b>			<b>7</b>	<b>7</b>	<b>7</b>	<b>7</b>	<b>7</b>
3610	Building Maintenance	Airport Facility Supervisor	R35	1	1	1	1	1
3610	Building Maintenance	Building Maintenance Supervisor	R32	1	1	1	1	1
3610	Building Maintenance	Building Maintenance Mechanic	R28	2	2	2	2	2
3610	Building Maintenance	Electrician Journeyman	R28	1	1	1	1	1
3610	Building Maintenance	Maintenance Worker	R25	1	1	1	1	1
3610	Building Maintenance	Custodian	R23	5	5	5	5	5
	<b>Building Maintenance Total</b>			<b>11</b>	<b>11</b>	<b>11</b>	<b>11</b>	<b>11</b>
3620	Ground Maintenance	Airfield Supervisor	R34	1	1	1	1	1
3620	Ground Maintenance	Heavy Equipment Operator	R27	4	4	4	4	4
3620	Ground Maintenance	Light Equipment Operator	R25	2	2	2	2	2
	<b>Ground Maintenance Total</b>			<b>7</b>	<b>7</b>	<b>7</b>	<b>7</b>	<b>7</b>
3635	Airport Police	Airport Security Manager	R39	1	1	1	1	1
3635	Airport Police	Airport Security Officer Supervisor	R33	3	3	3	3	3
3635	Airport Police	Airport Security Officer	R31	11	11	11	11	11
	<b>Airport Police Total</b>			<b>15</b>	<b>15</b>	<b>15</b>	<b>15</b>	<b>15</b>
3645	Federal Inspection Services	Customer Service Representative	R28	0	0	0	0	4
3645	Federal Inspection Services	Custodian	R23	0	0	0	0	2
	<b>Airport Federal Inspection Services Total</b>			<b>0</b>	<b>0</b>	<b>0</b>	<b>0</b>	<b>6</b>
3686	Leased Building	Maintenance Supervisor	R34	0	1	1	1	1
3686	Leased Building	Building Maintenance Mechanic	R28	4	4	4	4	4
3686	Leased Building	Clerk III	R27	1	1	1	1	1
3686	Leased Building	Building Maintenance Worker	R24	1	1	1	1	1
3686	Leased Building	Groundskeeper	R23	1	1	1	1	1
	<b>Leased Building Total</b>			<b>7</b>	<b>8</b>	<b>8</b>	<b>8</b>	<b>8</b>
3810	Administration	Environmental Services Director	R43	1	1	1	1	1
3810	Administration	Administrative Secretary	R29	1	1	1	1	1
3810	Administration	Clerk III	R27	1	1	1	1	1
	<b>Administration Total</b>			<b>3</b>	<b>3</b>	<b>3</b>	<b>3</b>	<b>3</b>
3835	Creek Cleaning	Creek Maintenance Supervisor	R32	1	1	1	1	1
3835	Creek Cleaning	Heavy Equipment Operator II	R29	0	0	0	4	4
3835	Creek Cleaning	Creek Maintenance Crew Leader	R27	1	1	1	1	1
3835	Creek Cleaning	Heavy Equipment Operator	R27	5	5	5	1	1
3835	Creek Cleaning	Heavy Truck Driver	R26	3	3	3	3	3

**CITY OF LAREDO**  
**Full-Time Equivalent Position Listing**

Dept. Div.	Division Name	Position Title	Grade	Amended FY 09-10	Amended FY 10-11	Adopted FY 11-12	Amended FY 11-12	Proposed FY 12-13
3835	Creek Cleaning	Laborer	R23	14	14	14	14	14
	<b>Creek Cleaning Total</b>			<b>24</b>	<b>24</b>	<b>24</b>	<b>24</b>	<b>24</b>
3840	Stormwater	Assistant Environmental Svcs. Director	R41	1	1	1	1	1
3840	Stormwater	Engineering Associate I	R38	1	1	1	1	1
3840	Stormwater	Environmental Specialist	R35	1	1	1	1	1
3840	Stormwater	Program Coordinator	R33	1	1	1	1	1
3840	Stormwater	Environmental Enforcement Inv.	R32	2	2	2	2	2
3840	Stormwater	Environmental Technician II	R32	1	1	1	1	1
3840	Stormwater	Environmental Technician	R29	3	2	2	2	2
3840	Stormwater	Heavy Equipment Operator II	R29	1	2	2	2	2
3840	Stormwater	Building Maintenance Worker	R24	1	0	0	0	0
3840	Stormwater	Laborer	R23	1	2	2	2	2
	<b>Stormwater Total</b>			<b>13</b>	<b>13</b>	<b>13</b>	<b>13</b>	<b>13</b>
3845	KLB Inc. Administration	Exec. Dir. "Keep Ldo Beautiful"	R37	1	1	1	1	1
	<b>KLB Inc. Administration Total</b>			<b>1</b>	<b>1</b>	<b>1</b>	<b>1</b>	<b>1</b>
3860	Hazardous Materials	Environmental Specialist	R35	1	1	1	1	1
3860	Hazardous Materials	Environmental Enforcement Inv.	R32	2	2	2	2	2
	<b>Hazardous Materials Total</b>			<b>3</b>	<b>3</b>	<b>3</b>	<b>3</b>	<b>3</b>
3910	Housing Airport	Municipal Housing Executive Director	R39	1	1	1	1	1
3910	Housing Airport	Maintenance Supervisor	R34	1	1	1	1	1
3910	Housing Airport	Building Maintenance Mechanic	R28	5	5	5	5	5
3910	Housing Airport	Clerk III	R27	1	1	1	1	1
3910	Housing Airport	Clerk II	R25	0	0	1	1	1
3910	Housing Airport	Warehouse Clerk	R25	1	1	1	1	1
	<b>Housing Airport Total</b>			<b>9</b>	<b>9</b>	<b>10</b>	<b>10</b>	<b>10</b>
3920	Housing West Laredo	Building Maintenance Mechanic	R28	1	1	1	1	1
3920	Housing West Laredo	Groundskeeper	R23	1	1	1	1	1
	<b>Housing West Laredo Total</b>			<b>2</b>	<b>2</b>	<b>2</b>	<b>2</b>	<b>2</b>
4010	Bridge System	Bridge Manager	R44	1	1	1	1	1
4010	Bridge System	Bridge Cashier Superintendent	R40	1	1	1	1	1
4010	Bridge System	Bridge Operations Superintendent	R39	1	1	1	1	1
4010	Bridge System	Toll Equipment Technician	R36	1	1	1	1	1
4010	Bridge System	Bridge Financial Analyst	R33	1	1	1	1	1
4010	Bridge System	Bridge Shift Supervisor	R32	6	6	5	5	5
4010	Bridge System	Bridge Cashier/Teller	R28	4	5	5	5	5
4010	Bridge System	Clerk IV	R28	1	0	0	0	0
4010	Bridge System	Bridge Officer/Collector	R27	27	27	25	25	25
4010	Bridge System	Maintenance Crew Leader	R27	1	1	1	1	1
4010	Bridge System	Bridge Officer/Traffic	R26	18	17	12	12	12
4010	Bridge System	Building Maintenance Worker	R24	5	5	3	3	3
	<b>Bridge System Total</b>			<b>67</b>	<b>66</b>	<b>56</b>	<b>56</b>	<b>56</b>
4012	Bridge II	Assistant Bridge Manager	R41	1	1	1	1	1
4012	Bridge II	Toll Equipment Technician	R36	1	1	1	1	1
4012	Bridge II	Bridge Shift Supervisor	R32	7	7	7	7	7
4012	Bridge II	Bridge Cashier/Teller	R28	5	6	6	5	5
4012	Bridge II	Clerk IV	R28	1	1	1	2	2
4012	Bridge II	Bridge Officer/Collector	R27	21	21	20	20	20
4012	Bridge II	Bridge Officer/Traffic	R26	12	12	12	12	12
4012	Bridge II	Building Maintenance Worker	R24	5	5	5	5	5
	<b>Bridge II Total</b>			<b>53</b>	<b>54</b>	<b>53</b>	<b>53</b>	<b>53</b>
4015	Colombia Bridge Operation	Toll Equipment Technician	R36	1	1	0	0	0
4015	Colombia Bridge Operation	Bridge Shift Supervisor	R32	5	5	5	5	5
4015	Colombia Bridge Operation	Bridge Cashier/Teller	R28	3	3	3	3	3
4015	Colombia Bridge Operation	Bridge Officer/Collector	R27	9	9	9	9	9
4015	Colombia Bridge Operation	Clerk III	R27	1	1	1	1	1
4015	Colombia Bridge Operation	Bridge Officer/Traffic	R26	6	6	6	6	6

**CITY OF LAREDO**  
**Full-Time Equivalent Position Listing**

Dept. Div.	Division Name	Position Title	Grade	Amended FY 09-10	Amended FY 10-11	Adopted FY 11-12	Amended FY 11-12	Proposed FY 12-13
4015	Colombia Bridge Operation	Building Maintenance Worker	R24	3	3	3	3	3
	<b>Colombia Bridge Operation Total</b>			<b>28</b>	<b>28</b>	<b>27</b>	<b>27</b>	<b>27</b>
4061	Fourth Bridge	Bridge Network Analyst	R39	1	1	1	1	1
4061	Fourth Bridge	Bridge Operations Superintendent	R39	1	1	1	1	1
4061	Fourth Bridge	Toll Equipment Technician	R36	2	2	1	1	1
4061	Fourth Bridge	Bridge Shift Supervisor	R32	4	4	4	4	4
4061	Fourth Bridge	Administrative Secretary	R29	1	1	1	1	1
4061	Fourth Bridge	Bridge Cashier Teller	R28	13	12	12	13	13
4061	Fourth Bridge	Clerk IV	R28	1	2	2	1	1
4061	Fourth Bridge	Bridge Officer/Collector	R27	21	21	21	21	21
4061	Fourth Bridge	Bridge Officer/Traffic	R26	11	11	9	9	9
4061	Fourth Bridge	Building Maintenance Worker	R24	4	4	2	2	2
	<b>Fourth Bridge Total</b>			<b>59</b>	<b>59</b>	<b>54</b>	<b>54</b>	<b>54</b>
4110	Administration & General	Utilities Director	R45	1	1	1	1	1
4110	Administration & General	Assistant Utilities Director	R43	1	1	1	1	1
4110	Administration & General	Utilities Operations Manager	R42	1	1	1	1	1
4110	Administration & General	Superintendent-Const. Special Projects	R38	1	1	1	1	1
4110	Administration & General	Utilities Information Systems Administrator	R37	0	0	1	1	1
4110	Administration & General	Utilities Dept. Administrator	R36	1	1	1	1	1
4110	Administration & General	Utilities Network Specialist	R36	1	1	1	1	1
4180	Administration & General	Water Conservation Planner I	R35	0	0	0	0	1
4110	Administration & General	Administrative Assistant II	R35	1	1	0	0	0
4110	Administration & General	Safety Specialist I	R32	1	1	1	1	1
4110	Administration & General	Administrative Secretary	R29	1	1	1	1	1
4180	Administration & General	Water Conservation Inspectors	R28	0	0	0	0	5
4110	Administration & General	Clerk III	R27	2	2	2	2	2
4110	Administration & General	Maintenance Crew leader	R27	1	1	1	1	1
4110	Administration & General	Messenger	R23	1	1	1	1	1
	<b>Administration &amp; General Total</b>			<b>13</b>	<b>13</b>	<b>13</b>	<b>13</b>	<b>19</b>
4112	Engineering	Civil Engineer II (P.E.)	R42	3	3	3	4	4
4112	Engineering	Engineering Associate II	R40	2	2	2	1	1
4112	Engineering	Engineering Associate I	R37	1	1	1	1	1
4112	Engineering	Engineering Technician	R33	1	1	1	1	1
4112	Engineering	Construction Inspector	R32	4	4	4	4	5
4112	Engineering	Water Supply Inspector	R32	1	1	1	1	1
4112	Engineering	Geographic Inf. System Tech.	R31	0	0	0	0	1
4112	Engineering	Drafting Technician	R29	1	1	1	1	1
4112	Engineering	Clerk III	R27	1	1	1	1	1
	<b>Engineering Total</b>			<b>14</b>	<b>14</b>	<b>14</b>	<b>14</b>	<b>16</b>
4115	Utilities Billing	Customer Service Superintendent	R38	1	1	1	1	1
4115	Utilities Billing	Utility Billing Supervisor	R36	1	1	1	1	1
4115	Utilities Billing	Administrative Assistant II	R35	1	1	1	1	1
4115	Utilities Billing	Customer Service Supervisor	R34	1	1	1	1	1
4115	Utilities Billing	Utility Collection Supervisor	R34	1	1	1	1	1
4115	Utilities Billing	Customer Service Representative II	R31	1	1	1	1	1
4115	Utilities Billing	Customer Svc. Representative	R28	13	13	13	13	13
4115	Utilities Billing	Utility Systems Crew Leader	R28	1	1	1	1	1
4116	Utilities Billing	Teller	R27	0	0	0	2	2
4115	Utilities Billing	Water Meter Reader Crew Leader	R27	1	1	1	1	1
4115	Utilities Billing	Water Meter Reader	R26	9	9	9	9	9
4115	Utilities Billing	Water Meter Servicer	R26	13	13	14	14	14
4115	Utilities Billing	Clerk II	R25	1	1	1	1	1
4115	Utilities Billing	Clerk I	R23	0	0	2	0	0
	<b>Utilities Billing Total</b>			<b>44</b>	<b>44</b>	<b>47</b>	<b>47</b>	<b>47</b>
4116	Asset Management	Asset Management Coordinator	R38	1	1	1	1	1
4116	Asset Management	Administrative I	R32	0	0	0	1	1

**CITY OF LAREDO**  
**Full-Time Equivalent Position Listing**

Dept. Div.	Division Name	Position Title	Grade	Amended FY 09-10	Amended FY 10-11	Adopted FY 11-12	Amended FY 11-12	Proposed FY 12-13
4116	Asset Management	Project Specialist	R30	1	1	1	1	1
4116	Asset Management	Warehouse Supervisor	R29	1	1	1	1	1
4116	Asset Management	Warehouse Clerk	R25	2	2	2	1	1
	<b>Asset Management Total</b>			<b>5</b>	<b>5</b>	<b>5</b>	<b>5</b>	<b>5</b>
4120	Water Treatment	Water Treatment Superintendent	R38	1	1	1	1	1
4120	Water Treatment	Assistant Superintendent	R36	1	1	1	1	1
4120	Water Treatment	Building & Grounds Supervisor	R34	1	1	1	1	1
4120	Water Treatment	Plant Maintenance Supervisor	R33	0	0	1	1	1
4120	Water Treatment	Electrical & Controls System Supervisor	R32	0	0	1	1	1
4120	Water Treatment	Plant Operator III	R33	8	8	8	9	9
4120	Water Treatment	Administrative Assistant I	R32	1	1	1	1	1
4120	Water Treatment	Plant Operator II	R30	4	5	5	3	3
4120	Water Treatment	Electrician Journeyman	R28	1	1	1	1	1
4120	Water Treatment	Utility Systems Crew Leader	R28	2	2	2	2	2
4120	Water Treatment	Heavy Equipment Operator	R27	2	2	2	2	2
4120	Water Treatment	Plant Operator I	R27	5	2	2	3	3
4120	Water Treatment	Utility Systems Mechanic	R25	8	10	10	10	10
4120	Water Treatment	Groundskeeper	R23	2	2	2	2	2
	<b>Water Treatment Total</b>			<b>36</b>	<b>36</b>	<b>38</b>	<b>38</b>	<b>38</b>
4130	Transmission & Distribution	Water Distribution Superintendent	R38	1	1	1	1	1
4130	Transmission & Distribution	Assistant Superintendent	R36	1	1	1	1	1
4130	Transmission & Distribution	Utility Systems Supervisor	R32	2	2	2	2	2
4130	Transmission & Distribution	Utility Systems Crew Leader	R28	8	8	9	9	9
4130	Transmission & Distribution	Clerk III	R27	1	1	1	1	1
4130	Transmission & Distribution	Heavy Equipment Operator	R27	6	6	7	7	7
4130	Transmission & Distribution	Heavy Truck Driver	R26	6	6	6	6	6
4130	Transmission & Distribution	Utility Systems Mechanic	R25	3	3	3	4	4
4130	Transmission & Distribution	Utility Maintenance Worker	R23	12	12	12	11	11
	<b>Transmission &amp; Distribution Total</b>			<b>40</b>	<b>40</b>	<b>42</b>	<b>42</b>	<b>42</b>
4135	Water Pollution Control	Water Pollution Superintendent	R38	1	1	1	1	1
4135	Water Pollution Control	Cross Connection Inspector	R32	1	0	0	0	0
4135	Water Pollution Control	Pretreatment Coordinator	R32	1	1	1	1	1
4135	Water Pollution Control	Laboratory Analyst	R30	1	1	1	1	1
4135	Water Pollution Control	Environmental Technician	R29	2	2	2	2	2
4135	Water Pollution Control	Water Poll. Control Field Insp.	R27	2	3	3	3	3
	<b>Water Pollution Control Total</b>			<b>8</b>	<b>8</b>	<b>8</b>	<b>8</b>	<b>8</b>
4180	Water Availability	Water Conservation Planner I	R35	1	1	1	1	0
4180	Water Availability	Water Conservation Inspectors	R28	5	5	5	5	0
	<b>Water Availability Total</b>			<b>6</b>	<b>6</b>	<b>6</b>	<b>6</b>	<b>0</b>
4185	2008 B Tax./Rev. Cert.	Civil Engineer II (P.E.)	R42	1	1	1	1	1
4185	2008 B Tax./Rev. Cert.	Construction Inspector	R32	1	1	1	1	0
4185	2008 B Tax./Rev. Cert.	Heavy Equipment Operator II	R29	0	1	1	1	0
4185	2008 B Tax./Rev. Cert.	Utility System Crew Leader	R28	5	5	5	5	3
4185	2008 B Tax./Rev. Cert.	Heavy Equipment Operator	R27	5	4	4	4	4
4185	2008 B Tax./Rev. Cert.	Heavy Truck Driver	R26	5	5	5	5	3
4185	2008 B Tax./Rev. Cert.	Utility System Mechanic	R25	5	5	5	5	3
	<b>2008 B Tax./Rev. Cert. Total</b>			<b>22</b>	<b>22</b>	<b>22</b>	<b>22</b>	<b>14</b>
4210	Wastewater Treatment	Wastewater Treatment Supt.	R38	1	1	1	1	1
4210	Wastewater Treatment	Assistant Superintendent	R36	1	1	1	1	1
4210	Wastewater Treatment	Administrative Assistant II	R35	1	1	1	1	1
4210	Wastewater Treatment	Wastewater Treatment Oper. Supt.	R34	1	1	1	1	1
4210	Wastewater Treatment	Plant Operator III	R33	7	5	5	5	5
4210	Wastewater Treatment	Master Electrician	R32	1	1	1	1	1
4210	Wastewater Treatment	Utility Systems Supervisor	R32	1	1	1	1	1
4210	Wastewater Treatment	Plant Operator II	R30	5	5	5	4	4
4210	Wastewater Treatment	Buyer I	R29	1	1	1	1	1

**CITY OF LAREDO**  
**Full-Time Equivalent Position Listing**

Dept. Div.	Division Name	Position Title	Grade	Amended FY 09-10	Amended FY 10-11	Adopted FY 11-12	Amended FY 11-12	Proposed FY 12-13
4210	Wastewater Treatment	Electrician Journeyman	R28	1	1	1	1	1
4210	Wastewater Treatment	Utility Systems Crew Leader	R28	2	2	2	2	2
4210	Wastewater Treatment	Heavy Truck Driver III	R28	0	3	3	3	3
4210	Wastewater Treatment	Heavy Equipment Operator	R27	5	2	2	2	2
4210	Wastewater Treatment	Plant Operator I	R27	6	8	8	9	9
4210	Wastewater Treatment	Clerk II	R25	1	1	1	1	1
4210	Wastewater Treatment	Utility Systems Mechanic	R25	6	6	7	7	7
4210	Wastewater Treatment	Utility Maintenance Worker	R23	1	1	1	1	1
	<b>Wastewater Treatment Total</b>			<b>41</b>	<b>41</b>	<b>42</b>	<b>42</b>	<b>42</b>
4220	Wastewater Collection	Administrative Planner	R41	1	1	1	1	1
4220	Wastewater Collection	Master Electrician	R32	1	1	1	1	1
4220	Wastewater Collection	Utility Systems Supervisor	R32	2	2	2	2	2
4220	Wastewater Collection	Heavy Equipment Operator II	R29	0	11	11	14	14
4220	Wastewater Collection	Utility Systems Crew Leader	R28	4	4	4	4	4
4220	Wastewater Collection	Clerk III	R27	1	1	1	1	1
4220	Wastewater Collection	Heavy Equipment Operator	R27	14	3	3	0	0
4220	Wastewater Collection	Utility System Mechanic	R25	1	1	1	1	1
4220	Wastewater Collection	Utility Maintenance Worker	R23	7	7	9	9	9
	<b>Wastewater Collection Total</b>			<b>31</b>	<b>31</b>	<b>33</b>	<b>33</b>	<b>33</b>
4284	Sewer System 2010 Revenue Bond	Utility System Crew Leader	R28	0	0	0	0	2
4284	Sewer System 2010 Revenue Bond	Heavy Equipment Operator II	R29	0	0	0	0	1
4284	Sewer System 2010 Revenue Bond	Heavy Truck Driver	R26	0	0	0	0	2
4284	Sewer System 2010 Revenue Bond	Utility System Mechanic	R25	0	0	0	0	2
	<b>Wastewater Collection Total</b>			<b>0</b>	<b>0</b>	<b>0</b>	<b>0</b>	<b>7</b>
5010	Housing Reh. / Administration	Housing Rehab Loan Specialist	R31	1	1	1	1	1
	<b>Housing Reh. / Administration Total</b>			<b>1</b>	<b>1</b>	<b>1</b>	<b>1</b>	<b>1</b>
5310	Administration	Convention & Visitors Bureau Dir.	R43	2	2	1	1	1
5310	Administration	Marketing Manager	R39	1	1	1	1	1
5310	Administration	Tourism Sales Manager	R33	1	1	1	1	1
5310	Administration	Administrative Assistant II	R35	1	1	1	0	0
5310	Administration	CVB Project Coordinator	R33	1	1	1	1	1
5310	Administration	Administrative Assistant I	R32	1	1	1	3	3
5310	Administration	Administrative Secretary	R29	1	1	1	1	1
5310	Administration	Clerk I	R23	3	3	3	2	2
5310	Administration	Messenger	R23	1	1	1	1	1
	<b>Administration</b>			<b>12</b>	<b>12</b>	<b>11</b>	<b>11</b>	<b>11</b>
5505	C.A.S.S. / Administration	Comm. & Admin. Support Svcs. Mgr.	R43	1	1	1	1	1
5505	C.A.S.S. / Administration	Legislative Assistant	R35	1	1	1	1	1
5505	C.A.S.S./ Administration	Administrative Assistant I	R32	0	0	1	1	1
	<b>C.A.S.S. / Administration Total</b>			<b>2</b>	<b>2</b>	<b>3</b>	<b>3</b>	<b>3</b>
5507	C.A.S.S. / 311 Program	Customer Service Coordinator	R33	1	1	1	1	1
5507	C.A.S.S. / 311 Program	Customer Service Representative	R28	4	4	4	4	4
	<b>C.A.S.S. / 311 Program Total</b>			<b>5</b>	<b>5</b>	<b>5</b>	<b>5</b>	<b>5</b>
5510	Telecommunication	Info. Svcs & Telecom Director	R45	1	1	1	1	1
5510	Telecommunication	Administrative Assistant I	R32	1	1	1	1	1
5510	Telecommunication	Custodian	R23	1	1	1	1	1
	<b>Telecommunication Total</b>			<b>3</b>	<b>3</b>	<b>3</b>	<b>3</b>	<b>3</b>
5515	Radio Communication	Radio Manager	R39	1	1	1	1	1
	<b>Radio Communication Total</b>			<b>1</b>	<b>1</b>	<b>1</b>	<b>1</b>	<b>1</b>
5520	Mainframe	Mgmt. Info. Systems Analyst	R39	1	1	1	1	1
5520	Mainframe	Mgmt. Info. Application Analyst	R36	2	2	2	2	2
5520	Mainframe	Computer Operator	R27	1	1	1	1	1
5520	Mainframe	Clerk I	R23	1	1	1	1	1
	<b>Mainframe Total</b>			<b>5</b>	<b>5</b>	<b>5</b>	<b>5</b>	<b>5</b>
5525	Network	Network Administrator	R39	1	1	1	1	1
5525	Network	Network Specialist	R36	3	3	3	3	3

**CITY OF LAREDO**  
**Full-Time Equivalent Position Listing**

Dept. Div.	Division Name	Position Title	Grade	Amended FY 09-10	Amended FY 10-11	Adopted FY 11-12	Amended FY 11-12	Proposed FY 12-13
5525	Network	Computer Operator	R27	1	1	1	1	1
	<b>Network Total</b>			<b>5</b>	<b>5</b>	<b>5</b>	<b>5</b>	<b>5</b>
5530	I-Net	Network Systems Manager	R39	1	1	1	1	1
5530	I-Net	Network Specialist	R36	2	2	2	2	2
	<b>I-Net Total</b>			<b>3</b>	<b>3</b>	<b>3</b>	<b>3</b>	<b>3</b>
5540	Public Access Center	Public Access-Media Svcs. Mgr.	R41	1	1	1	1	1
5540	Public Access Center	Audio Visual Technician II	R30	1	1	1	1	1
5540	Public Access Center	Audio Visual Production Supervisor	R28	1	1	1	1	1
5540	Public Access Center	Audio Visual Technical Assistant	R24	3	3	3	3	3
5540	Public Access Center	Clerk I	R23	1	1	1	1	1
	<b>Public Access Center Total</b>			<b>7</b>	<b>7</b>	<b>7</b>	<b>7</b>	<b>7</b>
5561	State Emergency	911 Program Manager	R39	1	1	1	1	1
5561	State Emergency	911 Mapping & Dbase Maint. Specialist	R33	1	1	1	1	1
5561	State Emergency	911 Program Specialist	R33	1	1	2	2	2
5561	State Emergency	Administrative Assistant I	R32	1	1	0	0	0
5561	State Emergency	911 Database Technician	R28	0	0	0	1	1
5561	State Emergency	Clerk II	R25	0	0	1	0	0
	<b>State Emergency Total</b>			<b>4</b>	<b>4</b>	<b>5</b>	<b>5</b>	<b>5</b>
5568	911 Regional - Other	Clerk II	R25	1	1	0	0	0
	<b>911 Regional - Other Total</b>			<b>1</b>	<b>1</b>	<b>0</b>	<b>0</b>	<b>0</b>
6002	HIV Prevention	AIDS Program Coordinator	R36	1	0	0	0	0
6002	HIV Prevention	Caseworker	R34	1	1	1	1	1
6002	HIV Prevention	Health Educator II	R32	3	3	3	3	3
6002	HIV Prevention	Health Educator I	R29	2	2	2	2	2
6002	HIV Prevention	Community Service Aide	R23	0	0	0	0	0
	<b>HIV Prevention Total</b>			<b>7</b>	<b>6</b>	<b>6</b>	<b>6</b>	<b>6</b>
6003	TB Federal	Medical Technician	R31	1	1	1	1	1
6003	TB Federal	Public Health Investigator	R31	1	0	0	0	0
6003	TB Federal	Medical Office Assistant	R28	0	1	1	1	1
6003	TB Federal	Clerk II	R25	1	1	1	1	1
	<b>TB Federal Total</b>			<b>3</b>	<b>3</b>	<b>3</b>	<b>3</b>	<b>3</b>
6004	Primary Health Care	Licensed Vocational Nurse III	R33	1	1	1	1	1
6004	Primary Health Care	Registered Nurse II	R32	1	0	0	0	0
6004	Primary Health Care	Medical Office Assistant	R28	0	1	1	1	1
	<b>Primary Health Care Total</b>			<b>2</b>	<b>2</b>	<b>2</b>	<b>2</b>	<b>2</b>
6005	TB Elimination	RN Nurse Supervisor	R39	1	0	0	0	0
6005	TB Elimination	Licensed Vocational Nurse III	R33	1	1	1	1	1
6005	TB Elimination	Community Service Aide	R23	1	1	1	1	1
	<b>TB Elimination Total</b>			<b>3</b>	<b>2</b>	<b>2</b>	<b>2</b>	<b>2</b>
6006	Immunization Action Plan	RN, Nurse Supervisor	R39	1	1	1	1	1
6006	Immunization Action Plan	Health Educator I	R29	2	2	2	2	2
6006	Immunization Action Plan	Clerk-Typist	R24	1	2	2	2	2
6006	Immunization Action Plan	Community Service Aide	R23	1	1	1	1	1
	<b>Immunization Action Plan Total</b>			<b>5</b>	<b>6</b>	<b>6</b>	<b>6</b>	<b>6</b>
6007	O.P.H.P.	Health Educator Supervisor	R38	1	1	1	1	1
6007	O.P.H.P.	Registered Nurse II	R38	1	1	1	0	0
6007	O.P.H.P.	Sanitarian II	R34	1	1	1	1	1
6007	O.P.H.P.	Licensed Vocational Nurse III	R33	0	2	2	2	2
6007	O.P.H.P.	Licensed Vocational Nurse II	R31	0	0	0	1	1
6007	O.P.H.P.	Animal Control Officer II	R31	0	1	1	1	1
	<b>O.P.H.P. Total</b>			<b>3</b>	<b>6</b>	<b>6</b>	<b>6</b>	<b>6</b>
6008	WIC	Health Educator Supervisor	R38	1	1	1	1	1
6008	WIC	WIC Supervisor	R37	1	1	1	2	2
6008	WIC	Nutritionist	R36	7.5	8.5	8.5	8.5	8.5
6008	WIC	Licensed Vocational Nurse III	R33	1	1	1	1	1
6008	WIC	Licensed Vocational Nurse II	R31	5	5	5	5	3

**CITY OF LAREDO**  
**Full-Time Equivalent Position Listing**

Dept. Div.	Division Name	Position Title	Grade	Amended FY 09-10	Amended FY 10-11	Adopted FY 11-12	Amended FY 11-12	Proposed FY 12-13
6008	WIC	Administrative Secretary	R29	1	1	1	1	1
6008	WIC	Health Educator I	R29	1	1	1	1	1
6008	WIC	Licensed Vocational Nurse I	R29	2	2	2	2	0
6008	WIC	Clerk IV	R28	1	1	1	1	1
6008	WIC	Clerk III	R27	2	2	2	2	1
6008	WIC	Clerk II	R25	3	3	3	3	3
6008	WIC	Breastfeeding Peer Lay Educator	R24	6	5	5	5	5
6008	WIC	Clerk-Typist	R24	4	4	4	4	4
6008	WIC	Clerk I	R23	7	7	8	8	8
6008	WIC	Community Service Aide	R23	4	4	4	4	4
6008	WIC	Custodian	R23	5	5	5	5	5
6008	WIC	Groundskeeper	R23	1	1	1	1	1
6008	WIC	Nutrition Aide	R23	34	34	34	33	33
	<b>WIC Total</b>			<b>86.5</b>	<b>86.5</b>	<b>87.5</b>	<b>87.5</b>	<b>82.5</b>
6009	WIC - Expansion	Nutritionist	R36	2	2	2	2	2
6009	WIC - Expansion	Breastfeeding Peer Lay Educator	R24	0	1	1	1	1
6009	WIC - Expansion	Licensed Vocational Nurse III	R33	1	1	1	1	1
6009	WIC - Expansion	Clerk I	R23	2	2	2	2	2
6009	WIC - Expansion	Nutrition Aide	R23	4	4	4	4	4
	<b>WIC - Expansion Total</b>			<b>9</b>	<b>10</b>	<b>10</b>	<b>10</b>	<b>10</b>
6010	Bioterrorism	Epidemiologist Supervisor	R39	1	2	1	1	1
6010	Bioterrorism	Public Health Technician	R36	1	3	3	3	2
6010	Bioterrorism	Health Educator II	R32	1	1	1	1	0
6010	Bioterrorism	Clerk II	R25	1	1	1	1	0
	<b>Bioterrorism Total</b>			<b>4</b>	<b>7</b>	<b>6</b>	<b>6</b>	<b>3</b>
6012	Border Health	Senior Medical Technologist	R33	1	1	0	0	0
	<b>Border Health Total</b>			<b>1</b>	<b>1</b>	<b>0</b>	<b>0</b>	<b>0</b>
6013	OBH-EWIDS	Epidemiologist	R38	1	1	1	1	1
6013	OBH-EWIDS	Public Health Technician	R36	1	1	1	1	0
6013	OBH-EWIDS	Senior Medical Technologist	R33	0	1	1	0	0
	<b>OBH-EWIDS Total</b>			<b>2</b>	<b>3</b>	<b>3</b>	<b>2</b>	<b>1</b>
6017	Title V / Family Planning	Health Aide	R24	1	1	1	1	1
	<b>Title V / Family Planning Total</b>			<b>1</b>	<b>1</b>	<b>1</b>	<b>1</b>	<b>1</b>
6018	Title V / Prenatal Services	RN, Nurse Practitioner Supervisor	R40	1	0	0	0	0
6018	Title V / Prenatal Services	Caseworker	R34	1	1	0	0	0
6018	Title V / Prenatal Services	Administrative Assistant I	R32	1	1	0	0	0
6018	Title V / Prenatal Services	Clerk I	R23	1	1	1	1	1
	<b>Title V / Prenatal Services</b>			<b>4</b>	<b>3</b>	<b>1</b>	<b>1</b>	<b>1</b>
6020	HIV Ryan White	Caseworker	R34	2	2	2	2	2
6020	HIV Ryan White	Clerk II	R25	1	1	1	1	1
	<b>HIV Ryan White Total</b>			<b>3</b>	<b>3</b>	<b>3</b>	<b>3</b>	<b>3</b>
6021	HIV Services	Clerk IV	R28	1	1	1	1	1
	<b>HIV Services Total</b>			<b>1</b>	<b>1</b>	<b>1</b>	<b>1</b>	<b>1</b>
6022	CPS-Emergency Response	Epidemiologist Supervisor	R39	1	0	0	0	0
6022	CPS-Emergency Response	Public Health Technician	R36	3	0	0	0	0
6022	CPS-Emergency Response	Program Coordinator	R33	1	0	0	0	0
6022	CPS-Emergency Response	Licensed Vocational Nurse III	R33	1	0	0	0	0
	<b>CPS-Emergency Response Total</b>			<b>6</b>	<b>0</b>	<b>0</b>	<b>0</b>	<b>0</b>
6025	TX Dept. of ST/Community	Nutritionist	R36	0	0	0	1	1
	<b>TX Dept. of ST/Community Total</b>			<b>0</b>	<b>0</b>	<b>0</b>	<b>1</b>	<b>1</b>
6048	E.P.A. Care	Epidemiologist	R38	1	1	0	0	0
	<b>E.P.A. Care Total</b>			<b>1</b>	<b>1</b>	<b>0</b>	<b>0</b>	<b>0</b>
6103	Laredo Needs Assessment	Clerk III	R27	0	1	1	1	0
	<b>Laredo Needs Assessment Total</b>			<b>0</b>	<b>1</b>	<b>1</b>	<b>1</b>	<b>0</b>
6104	Nurse Family Partnership	RN Nurse Supervisor	R39	0	0	0	1	1
6104	Nurse Family Partnership	Registered Nurse II	R38	0	0	0	4	4



**CITY OF LAREDO**  
**Full-Time Equivalent Position Listing**

Dept. Div.	Division Name	Position Title	Grade	Amended FY 09-10	Amended FY 10-11	Adopted FY 11-12	Amended FY 11-12	Proposed FY 12-13
6104	Nurse Family Partnership	Clerk III	R27	0	0	0	1	1
	<b>Nurse Family Partnership Total</b>			<b>0</b>	<b>0</b>	<b>0</b>	<b>6</b>	<b>6</b>
6201	TCEQ / Cont. Air Monitoring	Sanitation Inspector II	R31	1	1	1	1	1
	<b>TCEQ / Cont. Air Monitoring Total</b>			<b>1</b>	<b>1</b>	<b>1</b>	<b>1</b>	<b>1</b>
6202	CPRIT Cancer Screening	Epidemiologist	R38	0	1	1	1	1
6202	CPRIT Cancer Screening	Case Worker	R34	0	1	1	1	1
6202	CPRIT Cancer Screening	Licensed Vocational Nurse III	R33	0	1	1	0	0
6202	CPRIT Cancer Screening	Health Educator I	R29	0	0	0	1	1
6202	CPRIT Cancer Screening	Licensed Vocational Nurse I	R29	0	0	0	1	1
6202	CPRIT Cancer Screening	Clerk IV	R28	0	1	1	1	1
	<b>CPRIT Cancer Screening Total</b>			<b>0</b>	<b>4</b>	<b>4</b>	<b>5</b>	<b>5</b>
6400	Bienestar	Program Coordinator	R33	1	1	0	0	0
6400	Bienestar	Health Educator I	R29	1	1	0	0	0
	<b>Bienestar Total</b>			<b>2</b>	<b>2</b>	<b>0</b>	<b>0</b>	<b>0</b>
6402	UTHSCSA Dental School	Chief of Dental Health Services	R42	1	1	1	1	1
6402	UTHSCSA Dental School	Building Maintenance Mechanic	R28	1	1	1	1	1
6402	UTHSCSA Dental School	Medical Office Assistant	R28	2	2	2	2	0
	<b>UTHSCSA Dental School Total</b>			<b>4</b>	<b>4</b>	<b>4</b>	<b>4</b>	<b>2</b>
6501	Scan HIV Testing	Health Educator I	R29	1	1	1	1	0
	<b>Scan HIV Testing Total</b>			<b>1</b>	<b>1</b>	<b>1</b>	<b>1</b>	<b>0</b>
6952	Affordable Home Program	Administrative Assistant II	R35	1	1	1	1	1
6952	Affordable Home Program	Administrative Assistant I	R32	1	1	1	1	1
6952	Affordable Home Program	Housing Rehab Inspector	R32	1	1	1	1	0
	<b>Affordable Home Program Total</b>			<b>3</b>	<b>3</b>	<b>3</b>	<b>3</b>	<b>2</b>
7500	Administration	Economic Development Director	R44	1	1	1	1	1
	<b>Administration Total</b>			<b>1</b>	<b>1</b>	<b>1</b>	<b>1</b>	<b>1</b>
8035	Code Enforcement	Property Codes Enforce Insp II	R31	3	3	3	3	3
	<b>Code Enforcement Total</b>			<b>3</b>	<b>3</b>	<b>3</b>	<b>3</b>	<b>3</b>
8040	Center for Non-Profit Mgmt.	Non-Profit & Volunteer Ctr. Coord.	R35	1	1	1	1	1
	<b>Center for Non-Profit Mgmt. Total</b>			<b>1</b>	<b>1</b>	<b>1</b>	<b>1</b>	<b>1</b>
8041	Real Estate	Land Acquisition Manager	R41	1	1	1	1	1
8041	Real Estate	Noise Abatement Specialist	R35	1	1	1	1	1
8041	Real Estate	Administrative Assistant I	R32	1	1	1	1	1
8041	Real Estate	Land Acquisition Negotiator	R32	3	3	3	3	3
	<b>Real Estate Total</b>			<b>6</b>	<b>6</b>	<b>6</b>	<b>6</b>	<b>6</b>
8110	Administration	Community Development Director	R43	1	1	1	1	1
8110	Administration	Program Administrator	R41	1	1	1	1	1
8110	Administration	Compliance Officer	R38	1	1	1	1	1
8110	Administration	Housing Rehab. Manager	R37	1	1	1	1	1
8110	Administration	Administrative Assistant II	R35	1	2	2	2	2
8110	Administration	Administrative Assistant I	R32	2	1	1	1	1
8110	Administration	Clerk II	R25	1	1	1	1	1
8110	Administration	Custodian	R23	0.5	0.5	0.5	0.5	0.5
	<b>Administration Total</b>			<b>8.5</b>	<b>8.5</b>	<b>8.5</b>	<b>8.5</b>	<b>8.5</b>
8120	Housing Rehab.	Housing Rehab Inspector	R32	1	1	1	1	2
8120	Housing Rehab.	Drafting Technician	R29	1	1	1	1	1
8120	Housing Rehab.	Housing Eligibility Technician	R28	1	1	1	1	1
	<b>Housing Rehab. Total</b>			<b>3</b>	<b>3</b>	<b>3</b>	<b>3</b>	<b>4</b>
8130	Code Enforcement	Property Codes Enforce Supvr	R34	1	1	1	1	1
8130	Code Enforcement	Property Codes Enforce Insp II	R31	5	5	5	5	5
8130	Code Enforcement	Clerk II	R25	1	1	1	1	1
	<b>Code Enforcement Total</b>			<b>7</b>	<b>7</b>	<b>7</b>	<b>7</b>	<b>7</b>
8131	Graffiti Removal	Maintenance Worker	R25	1	1	1	1	1
	<b>Graffiti Removal Total</b>			<b>1</b>	<b>1</b>	<b>1</b>	<b>1</b>	<b>1</b>
9810	Other	Administrative Assistant I	R32	1	1	1	1	1
9810	Other	Street Construction Supervisor	R32	1	1	1	1	1



**CITY OF LAREDO**  
**Full-Time Equivalent Position Listing**

Dept. Div.	Division Name	Position Title	Grade	Amended FY 09-10	Amended FY 10-11	Adopted FY 11-12	Amended FY 11-12	Proposed FY 12-13
9810	Other	Heavy Equipment Operator II	R29	0	0	0	12	12
9810	Other	Carpenter	R28	3	3	3	3	3
9810	Other	Cement Finisher	R28	5	5	5	5	5
9810	Other	Heavy Truck Driver III	R28	0	0	0	3	3
9810	Other	Heavy Equipment Operator	R27	9	10	10	0	0
9810	Other	Heavy Truck Driver	R26	9	9	9	5	5
9810	Other	Laborer	R23	17	16	16	15	15
	<b>Other Total</b>			<b>45</b>	<b>45</b>	<b>45</b>	<b>45</b>	<b>45</b>
		<b>Grand Total</b>		<b>2,620.91</b>	<b>2,656.91</b>	<b>2,617.60</b>	<b>2,634.60</b>	<b>2,640.87</b>

**TRANSIT / EL METRO**  
**Full-Time Equivalent Positions**

Fund	Dept	Div	Position	Amended FY 09-10	Amended FY 10-11	Adopted FY 11-12	Amended FY 12-13	Proposed FY 12-13
518	54	30	Facilities Administrator	1	1	1	1	1
518	54	30	Lead Building & Grounds Person	1	1	1	1	1
518	54	30	Transit Cleaner	3	3	2	2	2
518	54	30	Utility Workers	4	4	4	4	4
			<b>Total-5430-Transit / Building &amp; Grounds</b>	<b>9</b>	<b>9</b>	<b>8</b>	<b>8</b>	<b>8</b>
518	54	50	Head Cashier	1	1	1	1	1
518	54	50	Transit Office Assistant I	0	0	0	0	0
			<b>Total-5450-Transit / Metro TR. CTR.</b>	<b>1</b>	<b>1</b>	<b>1</b>	<b>1</b>	<b>1</b>
558	58	11	Administrative Assistant	0	1	1	1	1
558	58	11	Administrative Supervisor			0	0	0
558	58	11	Customer Service Agent	1	0	0	0	0
558	58	11	Data Entry Clerk	1	1	1	1	1
558	58	11	Operations Manager	1	1	1	1	1
558	58	11	Superintendent of Operations	0	0	0	0	0
558	58	11	Transit Bus Operators	83	86	86	86	86
558	58	11	Transit Bus Operators* ( 18PT@ .90)	15.3	16.2	16.2	16.2	16.2
558	58	11	Transit Office Assistant I	1	1	0	0	0
558	58	11	Transit Road Supervisor	9	9	8	8	8
			<b>Total- 5811-El Metro / OPT- Fix Route</b>	<b>111.3</b>	<b>115.2</b>	<b>113.2</b>	<b>113.2</b>	<b>113.2</b>
			<i>* FY 01-02 thru 02-03 Adj. to show FTE's</i>					
558	58	12	Customer Service Agent	0	0	0	0	0
558	58	12	Customer Service Supervisor	0	0	0	0	0
558	58	12	Data Entry Clerk	0	0	0	0	0
558	58	12	Operations Manager	0	0	0	0	0
558	58	12	Para Transit Agent	5	5	5	5	5
558	58	12	Paratransit Manager	1	1	1	1	1
558	58	12	Paratransit Supervisor	0	0	0	0	0
558	58	12	Quality Assurance Manager	0	0	0	0	0
558	58	12	Transit Road Supervisor	1	1	1	1	1
558	58	12	Transit Van Operator	15	12	12	12	12
			<b>Total- 5812-El Metro / OPT Para Transit</b>	<b>22</b>	<b>19</b>	<b>19</b>	<b>19</b>	<b>19</b>
558	58	13	Buyer	1	1	1	1	1
558	58	13	GFI Technician	1	1	1	1	1
558	58	13	Journeyman Tech	1	1	1	1	1
558	58	13	Lead - Service Person	1	1	1	1	1
558	58	13	Maintenance Manager	1	1	1	1	1
558	58	13	Administrative Assistant			1	1	1
558	58	13	Mechanic "A" Technician	2	2	1	2	2
558	58	13	Mechanic "AA" Technician	8	8	8	8	8
558	58	13	Mechanic "B" Technician	2	2	2	2	2
558	58	13	Parts Clerk	0	0	0	0	0
558	58	13	Part-Time Mechanic	0.9	0.9	0.9	0.9	0.09
558	58	13	Revenue Counter/ Parts Clerk	1	1	0	0	0
558	58	13	Service Attendant	5	5	4	4	4
558	58	13	Shop Foreman	2	2	2	2	2
558	58	13	Transit Office Assistant I	1	1	1	1	1
558	58	13	Transit Revenue Counter/Messenger	0	0	0	0	0
			<b>Total- 5813- El Metro / Maint. - Fixed Route</b>	<b>26.9</b>	<b>26.9</b>	<b>24.9</b>	<b>25.9</b>	<b>25.09</b>
558	58	14	Buyer	0	0	0	0	0
558	58	14	Maintenance Manager	0	0	0	0	0
558	58	14	Mechanic "AA" Technician	2	2	2	2	2
558	58	14	Parts Clerk	0	0	0	0	0
558	58	14	Service Attendant	0	0	0	0	0
			<b>Total- 5814-El Metro / Maint. - Paratransit</b>	<b>2</b>	<b>2</b>	<b>2</b>	<b>2</b>	<b>2</b>
558	58	15	Training/Safety Coordinator	1	1	1	1	1
			<b>Total- 5815-El Metro / Training and Safety</b>	<b>1</b>	<b>1</b>	<b>1</b>	<b>1</b>	<b>1</b>
558	58	30	Facilities Administrator	0	0	0	0	0

**TRANSIT / EL METRO**  
**Full-Time Equivalent Positions**

Fund	Dept	Div	Position	Amended FY 09-10	Amended FY 10-11	Adopted FY 11-12	Amended FY 12-13	Proposed FY 12-13
558	58	30	Lead Building & Grounds Person	0	0	0	0	0
558	58	30	Transit Cleaner	4	4	3	3	3
558	58	30	Utility Workers	0	0	0	0	0
			<b>Total-5830-El Metro / Building Grounds</b>	<b>4</b>	<b>4</b>	<b>3</b>	<b>3</b>	<b>3</b>
558	58	31	Facilities Administrator	0	0	0	0	0
558	58	31	Lead Building & Grounds Person	0	0	0	0	0
558	58	31	Utility Workers	0	0	0	0	0
			<b>Total-5831-El Metro / Bus Stops/Shelters</b>	<b>0</b>	<b>0</b>	<b>0</b>	<b>0</b>	<b>0</b>
558	58	60	Administrative Assistant	0	0	0	0	0
558	58	60	Administrative Supervisor			1	1	1
558	58	60	Customer Service Agents			0	2	2
558	58	60	Human Resources Manager	1	1	1	0	0
558	58	60	Payroll / Benefits Coordinator	0	0	0	0	0
558	58	60	Payroll Assistant	1	1	1	1	1
558	58	60	Public Relations/Marketing Coordinator				1	1
558	58	60	Student Intern (1@1040 hrs/yr)	0.5	0	0	0	0
558	58	60	Transit Office Assistant I	1	1	1	1	1
558	58	60	Transportation Analyst			0	1	1
558	58	60	Transit Revenue Counter/Messenger	0	0	0	0	0
			<b>TOTAL-5860-El Metro / General Admin.</b>	<b>3.5</b>	<b>3</b>	<b>4</b>	<b>7</b>	<b>7</b>
558	57	70	Manager of Planning & Marketing	0	0	0	0	0
558	57	70	Transportation Analyst	1	1	1	0	0
			<b>TOTAL-5870-El Metro/ Planning</b>	<b>1</b>	<b>1</b>	<b>1</b>	<b>0</b>	<b>0</b>
558	58	80	Manager of Planning & Marketing	0	0	0	0	0
558	58	80	Public Relations/Marketing Coordinator	1	1	1	0	0
558	58	80	Transit Office Assistant I	0	0	0	0	0
			<b>TOTAL-5880-El Metro / Marketing</b>	<b>1</b>	<b>1</b>	<b>1</b>	<b>0</b>	<b>0</b>
558	58	90	Customer Service Agents	1	2	2	0	0
558	58	90	Manager of Planning & Marketing	0	0	0	0	0
			<b>TOTAL-5890-El Metro / Customer Service</b>	<b>1</b>	<b>2</b>	<b>2</b>	<b>0</b>	<b>0</b>
			<b>Total Transit &amp; El Metro</b>	<b>183.7</b>	<b>185.1</b>	<b>180.1</b>	<b>180.1</b>	<b>180.1</b>

# CITY OF LAREDO, TEXAS

## Budget and Finance Terminology

### GLOSSARY

To assist the reader of the 2011-2012 City of Laredo Annual Budget, this glossary details both specialized and technical terminology that is essential to sound financial and budgetary management in day-to-day operations. The following abbreviations are used throughout this glossary:

ADA	American Disability Act	HAZ-MAT	Hazardous Materials
ADDI	American Dream Down Payment Initiative	HCV	Hepatitis C Vaccine
AEP	American Electric Power	HETCAT	Health Education Training Centers Alliance of TX
AHEC	Area Health Education Center	HIV	Human Immunodeficiency Virus
AIDS	Acquired Immune Deficiency Syndrome	HOPWA	Housing Opportunities for Persons with Aids
AOA	Active Operations Area	HSDA	Health Service Delivery Area
BCCP	Breast & Cervical Cancer Control Program	HWY	Highway
BECC	Border Environment Cooperation Commission	IMF	Infrastructure Maintenance Fund
BEIF	Border Environment Infrastructure Fund	I-NET	Internet
BEST	Bringing Everyone Special Together	IPP	Industrial Pretreatment Program
CAA	Community Action Agency	LCC	Laredo Community College
CALEA	Certified Fully Accredited Law Enforcement Agency	LCVB	Laredo Convention & Visitors Bureau
CAMS	Continuous air monitoring stations	LEOSE	Law Enforcement Officers Standards & Education
CASA	Clinic Assessment Software Application	LGC	Local Government Code
CBD	Central Business District	LIFE	Laredo International Fair & Exposition
CDBG	Community Development Block Grant	LISD	Laredo Independent School District
CDC	Centers for Disease Control & Prevention	LLEBG	Local Law Enforcement Block Grant
CESQG	Conditionally Exempt Small Quantity Generator	LOPAC	Laredo Obesity Prevention & Control
CHDO	Community Development Housing Organization	LULAC	League of United Latin American Citizens
CHIP	Child Health Insurance Program	MAC	Medicaid Administrative Claims
CHL	Central Hockey League	MCH	Maternal & Child Health
CIF	Capital Improvement Fund	MDC	Mobile Data Computers
CIP	Capital Improvement Program	MDR	Multiple Drug Resistant
CLIA	Clinical Laboratory Improvement Amendments	MDTS	Mobile Data Terminals
CMI	Correctional Management Institute	MPO	Laredo Urban Transportation Plan
CO	Certificate of Obligation	MTP	Metropolitan Transportation Plan
COPC	Community Oriented Public Health	NHS	Laredo Neighborhood Housing System
CP&L	Central Power & Light	NIH	National Institutes of Health
DHS	Department of Homeland Security	OCDETF	Organized Crime Drug Enforcement Task Force
DIS	Disease Intervention Specialist	OPHP	Office of Public Health Practice
DOPT	Directly Observed Preventive Therapy	ORAS	Office of Regional Administrative Services
DOT	Directly Observed Therapy	PAC	Public Access Channel
DPW	Department of Public Works	PCPE	Prevention, Counseling
ECC	Emergency Communications Center	PHC	Primary Health Services
EDAP	Economically Distressed Areas Program	PHS	Personal Health Services
EMS	Emergency Medical System	PPFCO	Personal Property Finance Contractual Obligations
EPA	U.S. Environmental Protection Agency	PRC	Passenger Facility Charge
EPR	Emergency Preparedness & Response	PSA	Public Service Announcement
ETJ	Extraterritorial Jurisdiction	PSA	Probate Screening
FAA	Federal Aviation Administration	PSHIP	Prevention Services for HIV Infected Persons
FAR	Federal Aviation Regulations	PTC	Property Tax Code
FEMA	Federal Emergency Management Act	RAC	Regional Advisory Council
FTA	Federal Transport Agency	RB	Revenue Bonds
FTE	Full Time Equivalent	RMS	Records Management Section
GFOA	Government Finance Officers Association	SCAN	Serving Children & Adolescents in Need
GLW	Gross Landed Weight	SCHIP	State Child Health Insurance Program
GO	General Obligation	SIDA	Security Identification Display Area

SRO School Resource Officer  
 STCADA South Texas Council on Alcohol & Drug Abuse  
 STD Sexually Transmitted Disease  
 STEP Selective Traffic Enforcement Program  
 TAMIU Texas A&M International University  
 TBRA Tenant Based Rental Assistance  
 TCEQ Texas Commission on Environmental Quality  
 TDH Texas Department of Health  
 TMRS Texas Municipal Retirement System  
 TNRCC Texas Natural Resources Conservation Commission  
 TSA Transportation Security Administration  
 TVFC Texas Vaccines for Children  
 TXDOT Texas Department of Transportation  
 UISD United Independent School District  
 UTHSC University of Texas Health Science Center  
 UTSA University of Texas at San Antonio  
 VCTF Violent Crime Task Force  
 WBCA Washington's Birthday Celebration Association  
 WIC Women Infant Children

**A**  
**ACCOUNTING SYSTEM**-The total set of records and procedures which are used to record, classify, and report information on the financial status and operations of an entity.

**ACCRUAL ACCOUNTING**-A basis of accounting in which revenues are recognized in the period in which they are earned and expenses are recognized in the period incurred, regardless of the timing of related cash flows.

**ACTIVITY**-A special unit of work or service performed.

**ADMINISTRATIVE TRANSFER**-See "Transfer".

**ADOPTED BUDGET** - See "Budget".

**AD VALOREM TAX**-This form of tax is based "according to value" of property and is used as the source of revenue to pay general obligation debt and to support the General Fund.

**ALL FUNDS SUMMARY**-The comprehensive summary of all budgeted funds.

**ALLOTMENT**-To allot is to divide an appropriation into amounts that may be encumbered or expended during a time period.

**AMENDED BUDGET**-Represents the original adopted budget plus any amendments passed as of October 1, 19XX. This figure does not include prior year encumbrances or re-appropriation.

**APPROPRIATION**-(1) A legal authorization granted by the City Council to establish legal authority for City officials to make expenditures and/or expenses or incur obligations for specific purposes. It does not include prior year encumbrances or re-appropriations. (2) An authorization made by the City Council which permits officials to incur

obligations against and to make expenditures of governmental resources. Appropriations are usually made for fixed amounts and typically granted for a one-year period.

**APPROVED BUDGET**-As used in fund summaries and department summaries within the budget document, represents the budget as originally adopted by the City Council. It does not include prior year encumbrances or re-appropriations.

**ASSESSED VALUATION**-A value that is established for real or personal property for use as a basis for levying property taxes. As assessed valuation represents the appraised valuation less any exemptions.

**ASSETS**-Property owned by the City which has monetary value.

**AUDIT**-A comprehensive examination as to the manner in which the government's resources were actually utilized concluding in a written report of its findings. (1) A financial audit is a review of the accounting system and financial information to determine how government funds were spent and whether expenditures were in compliance with the legislative body's appropriations. (2) A performance audit consists of a review of how well the government met its stated goals. (3) An accounting audit is intended to ascertain whether financial statements fairly present financial positions and results of operations.

**B**  
**BAD DEBT**-In the United States, the National Bank Act defines a bad debt as an unsecured debt on which interest or payment is past due and unpaid for six months and which is not in process of collection. In some instances, an entity will set aside a reserve on their books to off-set losses from bad debts.

**BALANCED BUDGET**-is one in which total financial resources available for a given fiscal year, including projected revenues plus the unreserved balance from the prior year, are equal to or greater than the appropriations for that year.

**BANK DEPOSITORY AGREEMENT**-A contract between a municipality and a depository, negotiated and entered into in accordance with the specifications of the Local Government Code, of which sets forth the agreements between the parties regarding banking services.

**BALANCE SHEET**-A financial statement that discloses the financial position of an entity by disclosing its assets, liabilities and equity as of a specific date.

**BASE BUDGET**-An on-going expense for personnel, contractual services and the replacement of supplies and equipment required to maintain service levels previously authorized by the City Council.

**BEGINNING BALANCE**-The beginning balance is the residual non-restricted funds brought forward from the previous fiscal year or ending balance.

**BOND**-A debt instrument embodying a written promise to pay a specified sum of money, the face value or principal, at a specific date or dates in the future (maturity date), together with periodic interest at a specified rate. The most common types of bonds are general obligation and revenue bonds. Bonds are typically used for long-term debt to pay for specific capital expenditures, e.g. buildings, streets and bridges or utility expansion and/or repair.

**BOND-GENERAL OBLIGATION (G.O.)**-A bond which is secured by the full faith and credit of the issuer. G.O. bonds issued by local units of government are secured by a pledge of the issuer's ad-valorem taxing power. They are usually issued to pay for general capital improvement projects, e.g. parks and street construction. In Texas, G.O. bonds must be authorized by a public referendum.

**BOND PROCEEDS**-Funds derived from the sale of bonds for the purpose of constructing major capital facilities.

**BOND REVENUE**-Bonds whose principal and interest are paid from earnings of an enterprise fund.

**BUDGET**-A budget is a plan of financial operation embodying an estimate of proposed expenditures and the means of financing them. The term generally indicates a financial plan for a single fiscal year and is used in either of two ways: (1) the term can designate the financial plan which is to be presented to the appropriating body for adoption, a.k.a. Proposed Budget, or (2) can designate the financial plan which has been approved by the governing body, a.k.a. Adopted Budget.

**BUDGET ADJUSTMENT**-A legal procedure utilized during the fiscal year by the City staff and City Council to revise any given budget appropriation. City staff has the prerogative to adjust expenditures within its particular departmental budget.

**BUDGET DOCUMENT**-The instrument used by the budget-making authority to present a comprehensive financial program to the City Council. The adopted budget document presents the authorization made by the City Council for City officials to obligate and expend appropriated resources.

**BUDGET MESSAGE**-The opening section of the budget that provides the City Council and the public with a general summary of the most important aspects of the budget, changes from the current and previous fiscal years, and the views and recommendations derived from an annual budget negotiations.

**BUDGET ORDINANCE**-The official enactment by the City Council establishing the legal authority for City officials to obligate and expend resources.

**BUDGETARY CONTROL**-The control or management of a governmental unit or enterprise in accordance with an approved budget for the purpose of keeping expenditures

within the limitations of available appropriations and available revenues.

**BUDGETED FUNDS**-Funds that are planned for certain uses but have not been formally or legally appropriated by the legislative body. The proposed budget document that is submitted for City Council approval is composed of budget funds.

**C**  
**CAPITAL ASSETS**-City assets of significant value that having a useful product life of 10 years or more. These assets are also known as fixed assets.

**CAPITAL EQUIPMENT BUDGET - CAPITAL OUTLAY**-The portion of the annual operating that appropriates funds for the purchase of capital equipment items. These expenditures are often separated from regular operating items, e.g. salaries, utilities and office supplies. The Capital Outlay Budget includes funds for capital equipment purchases, e.g. typewriters, vehicles, furniture, machinery, building improvements, micro-computers and special tools, which are usually distinguished from operating items according to their value and projected useful product life.

**CAPITAL IMPROVEMENT PROGRAM**-An account of all capital improvements which are intended to provide long-lasting physical value and are proposed to be undertaken over a five-year fiscal period. The plan includes the anticipated beginning and ending dates for each project, the corresponding amount to be expended in each year and the method of financing each improvement.

**CAPITAL IMPROVEMENT PROGRAM BUDGET**-A financial plan that is separate from the operating budget but, rather, is an account of the estimated costs associated with construction projects designed to improve the value of government assets, e.g. street improvements, sewer lines, buildings, recreational facilities and large scale remodeling.

**CAPITAL IMPROVEMENT PROJECT**-Capital improvement projects tend to be one-time capital investments, including the purchase of land and facilities, and engineering and construction costs related to infrastructure items (e.g. streets, bridges, drainage and street lighting), having an estimated useful life of five years or more. Generally, maintenance activities, e.g. street maintenance, replacement of vehicles-equipment and minor remodeling of facilities commonly associated with on-going operations for public purposes, are not considered Capital Improvements.

**CAPITAL IMPROVEMENT PROJECT ACTIVITY**-Any one of the following groups:

A. **PLANNING & ENGINEERING**: Includes architectural and engineering services, cultural resource surveys, real estate appraisal services, and special studies which may include cost-benefit analysis and conceptual design alternatives.

B. **RIGHT-OF-WAY ACQUISITION**: Includes the purchase or acquisition of easements, land for right-of-way, and sites for construction, appraisal and relocation costs and demolition for

site clearance.

**C. UTILITY RELOCATION:** Includes relocation costs necessary to replace utility capital improvements to prepare a site or right-of-way for construction or other appropriate project activities, with such costs commonly paid for by appropriate utility revenues.

**D. CONSTRUCTION:** Includes costs for construction or reconstruction of capital improvements, e.g. buildings, streets, bridges, curbs, sidewalks, storm drains, flood control facilities and recreation facilities.

**E. OTHER:** Includes costs for initial capital equipment, e.g. fire fighting apparatus, major recreational equipment and library books normally associated with development of a municipal facility.

**CAPITAL OUTLAY**-real or personal property that has a value equal to or greater than the capitalization threshold for the particular classification of the asset with an estimated life of greater than one year. Capital assets include land, buildings and improvements, machinery and equipment, computer equipment, vehicles and office furniture.

**CASH BASIS ACCOUNTING**-A basis of accounting that recognizes transactions for revenues when received and expenditures when paid.

**CASH MANAGEMENT**-The management of cash necessary to pay for government services while investing temporary cash excesses in order to earn interest revenue. Cash management involves forecasting the inflows and outflows of cash, mobilizing cash to improve its availability for investment, establishing and maintaining banking relationships and investing funds in order to achieve the highest interest and return available for temporary cash balances.

**CERTIFICATE OF DEPOSIT**-A negotiable or non-negotiable receipt for monies deposited in a bank or financial institution for a specified period for a specified interest rate.

**CERTIFICATE OF OBLIGATION**-Debt instruments secured by the ad-valorem taxing power of a city for short-term or long-term debt, pending on the particular project, which is authorized by the City Council and does not require prior voter approval.

**CHARACTER CODE**-A basis for distinguishing types of expenditures. The five major characters used by the City are: 01-Personnel Services, 02-Materials & Supplies; 03-Contractual Services; 04-Other and 05-Capital Outlay. The City utilizes a fourteen digit account code to identify line items. Digits 1-3 represent the fund number, digits 4-5 represent the department number, digits 6-7 represent the division number, digits 8-9 represent the activity basic, digit 10 represents the subactivity, digits 11-12 represent the element and digits 13-14 represent the object code.

**CHART OF ACCOUNTS**-A chart detailing the system of general ledger accounts.

**CITY COUNCIL**-The current elected officials of the City as set forth in the City's Charter.

**CITY MANAGER**-The individual appointed by the City Council who is responsible for the administration of the affairs of the City.

**CLOSING ORDINANCE**-A document detailing the closure of all funds and accounts and providing for necessary adjustments at the Department level at the end of a fiscal budget year.

**COMMERCIAL PAPER**-A short-term unsecured promissory note, supported by a bank line of credit, which has a maturity of one to 270 calendar days.

**COMMODITIES**-Items of expenditure in the operating budget which, after use, are consumed or show a material change in their physical condition, and are characterized as having limited value and rapid depreciation, e.g. office supplies and motor fuel.

**CONTINGENCY**-A budgetary reserve set aside for emergencies or un-foreseen expenditures not otherwise budgeted.

**CONTRACTUAL SERVICES**-Goods and services acquired under contract which the City receives from an internal service fund or an outside company. Professional services, utilities, rentals and insurance are examples of contractual services.

**COMPETITIVE BIDDING PROCESS**-The process under Texas State Law which requires cities to advertise, solicit and publicly open sealed bids from prospective vendors for purchases of \$10,000 or more. After a review period, the City Council awards the bid to the successful bidder.

**COUNCIL PRIORITIES**-Together with the financial estimates and revenue forecasts, serves as the foundation for the development of the proposed annual budget.

**CURRENT TAXES**- Taxes that are levied and due within one year.

**D**  
**DEBT SERVICES**-The City's obligation to pay the principal and interest of all outstanding debt instruments according to a pre-determined payment schedule.

**DEBT SERVICE RATE**-See "Property Tax Rate".

**DEBT SERVICE RESERVE**-The fund which may be used to pay debt services of revenue bonds if the sources of the pledged revenues do not generate sufficient funds to satisfy the debt service requirements. The reserve fund is either funded in whole or in part from the proceeds of the bonds or is allowed to gradually accumulate over a period of years through required payments of pledged revenues. If the reserve fund is used in whole or in part to pay the debt service, the issuer usually is required to replenish the reserve fund from the first available funds or revenues. A typical reserve requirement might be the

maximum annual debt service requirement for any year remaining until the bonds reach maturity.

**DEFICIT**-A deficit is the excess of expenditures over revenues during a single accounting period, in the case of proprietary funds, the excess of expenses over income during an accounting period.

**DELINQUENT TAXES**-Taxes which remain unpaid on and after the date on which a penalty for non-payment is imposed.

**DEPRECIATION**-(1) Expiration in the service life of capital assets attributable to normal wear and tear, deterioration and in-adequacy or obsolescence. (2) That portion of the cost of a capital asset which is charged as an expense during a particular period.

**DISBURSEMENT**-Payment for goods and services in the form of cash or by check.

**DIVISION**-An organizational unit within a department's structure representing the major functional divisions of work.

## E

**EFFECTIVE TAX RATE**-The rate which will generate the same tax levy next year from the properties on this year's tax roll.

**ENCUMBRANCE**-Funds which are set aside or committed for a future expenditure. Encumbrances include obligations in the form of purchase orders, contracts or salary commitments which are chargeable to an appropriation and for which a part of the appropriation is reserved.

**ENTERPRISE FUND**-A governmental accounting fund used to account for operations that are financed and operated similarly to private business enterprises where the intent of the governing body is to recover the cost of providing goods through user fees. Rate schedules for these services are established to insure that revenues are adequate to meet all necessary expenditures.

**ESTIMATED REVENUE**-The amount of projected revenue to be collected during the fiscal year. It may also be defined as the proposed financing sources estimated to finance the proposed projected expenditures.

**EXPENDITURE**-Decrease in the use of net financial resources for the purpose of acquiring and providing goods and services.

**EXPENSES**-Outflows, the expiring of assets, incurring liabilities during a period by delivering or producing goods, rendering services and/or carrying out other activities that constitute the entity's ongoing major or central operations.

## F

**FIDUCIARY FUNDS**-Funds used to report assets held in a

trustee or agency capacity for others and which therefore cannot be used to support the government's own programs. The fiduciary fund category includes pension (and other employee benefit) trust funds, investment trust funds, private-purpose trust funds, and agency funds.

**FISCAL YEAR**-The twelve month period designated by the City signifying the beginning and ending period for recording financial transactions. The City of Laredo has specified October 1st to September 30th as its fiscal year.

**FIXED ASSET**-Assets of a long-term nature that are intended to continue to be held or used, such as land, buildings, machinery, furniture and other equipment.

**FIXED COST**-A fixed cost, e.g. rent, which does not change with increases or decreases in the amount of services provided.

**FULL FAITH AND CREDIT**-A pledge of the general taxing power of a government to repay debt obligations, typically used in reference of bonds.

**FUND**-An independent fiscal and accounting entity with a self-balancing set of accounts recording cash and other financial resources, together with all related liabilities and residual equities or balances, and changes therein. Each fund is segregated for the purpose of carrying on specific activities or attaining certain objectives in accordance with special regulations. Eight major fund types and two account groups are commonly used: General Fund, Special Revenue Funds, Debt Service Fund, Capital Projects Funds, Enterprise Funds, Internal Service Funds, Expendable Trust Funds, Pension Trust Fund, General Fixed Assets account group and General Long-Term Debt account group.

**FUND BALANCE**-A positive fund balance or excess of assets over liabilities is a surplus fund. A negative fund balance is called a deficit.

**FUND SCHEDULE**-A financial forecasting statement that combines beginning and ending balances, and includes estimated revenues for any period of time.

**FUNDING SOURCE**-A funding source is the specifically identified dollars allocated to meet budgeted requirements and expenses.

**FUNDING STATEMENT**-Usually pertains to a detailed breakdown of revenue or expenditures, e.g. grants and other awards.

**FUND SUMMARY**-See "Fund Schedule".

## G

**GENERALLY ACCEPTED ACCOUNTING PROCEDURES (GAAP)**-Uniform minimum standards of and guidelines to financial accounting and reporting.

**GENERAL & ADMINISTRATIVE COST**-Cost associated with



the administration of City services.

**GENERAL FUND**-The largest fund within the City, it accounts for all financial resources of the government except for those required to be accounted for in another fund. General Fund revenues include property taxes, licenses & permits, local taxes, service charges, and other types of revenue. This fund includes the basic operating services of the City.

**GENERAL GOVERNMENT**-Refers to a group of activities associated with the administrative function of the City.

**GENERAL LEDGER**-A file that contains a listing of the various accounts necessary to reflect the financial position and results of operation of the government.

**GENERAL OBLIGATION BONDS**-See "Bond - General Obligation".

**GOVERNMENT FINANCE OFFICERS ASSOCIATION (GFOA)**-The organization that awards the Distinguished Budget Presentation Award.

**GOVERNMENTAL FUNDS**-Funds generally used to account for tax-supported activities. There are five different types of governmental funds: the general fund, special revenue funds, debt service funds, capital projects funds, and permanent funds.

**GRANT**-A contribution by one government unit or funding source to another unit. The contribution is usually made to aid in a part of a specified function, but it is sometimes also for general purposes.

**GRANT MATCH**-City costs for "in-kind" services required to match Federal or State grants and programs.

**I**  
**INDIRECT COST**-A necessary expense for the functioning of the organization as a whole that cannot be directly assigned to one service.

**INTER-FUND TRANSFERS**-Amounts transferred from one fund to another.

**INTER-GOVERNMENTAL GRANT**-See "Grant".

**INTER-GOVERNMENTAL REVENUE**-See "Revenue - Inter-governmental".

**INTERNAL SERVICE FUND**-A fund used to account for the financing of goods or services provided by one department to another department on a cost reimbursement basis.

**INVENTORY**-A detailed listing of property currently held by the City showing quantities, descriptions and values of the property, and units of measure and unit prices.

**INVESTMENT**-Securities and real estate purchased and held for the production of revenues in the form of interest, dividends, rentals and/or base payments.

**L**  
**LEVY**-To impose taxes, special assessments or service charges for the support of City activities.

**LIABILITY**-Debt and other legal obligations arising from transactions which must be paid, renewed or refunded at some future date. The term does not include encumbrances.

**LINE-ITEM BUDGET**-A budget that lists each expenditure category separately along with the dollar amount budgeted for each specified category.

**LONG-TERM DEBT**-Debt with a maturity of more than one year after the date of issuance.

**M**  
**MAINTENANCE & OPERATION RATE**-See "Property Tax Rate".

**MANDATE**-(1) Defines changes to the current level of service which is required to comply with Federal, State and Local laws and/or ordinances. (2) A contractual obligation or the operation and maintenance requirement for a completed capital improvement.

**MATURITIES**-The dates on which the principal or stated values of investments or debt obligations mature and may be reclaimed.

**MODIFIED ACCRUAL BASIS OF ACCOUNTING**-A basis of accounting that combines accrual and cash basis of accounting. It recognizes revenues in the accounting period in which they become measurable and available to pay current liabilities., Expenditures are recorded in the period that the liabilities are incurred. This accounting basis is the standard for most governmental funds.

**N**  
**NET WORKING CAPITAL**-Current assets less current liabilities.

**NON-RECURRING REVENUE**-Resources recognized by the City that are unique and occur only one time or without distinct pattern.

**O**  
**OFFICIAL BUDGET**-The annual budget as is adopted by the City Council.

**OPERATING BUDGET**-The portion of the budget that pertains to daily operations that provide basic services for the fiscal year.

**OPERATING EXPENSE**-Operating expenses are proprietary fund expenses that directly relate to the fund's primary service activities.

**OPERATING FUND**-Resources derived from recurring revenue sources used to finance the General Fund, Enterprise Funds and "pay-as-you-go" Capital Improvement Projects.

**ORDINANCE**-A formal legislative enactment by the governing body of a municipality. If it is not in conflict with any higher form of law or ordinance, such as a state statute or constitutional provision, it has the full force and effect of law within the boundaries of the municipality to which it applies.

**OVERHEAD**-The element of cost necessary in the production of an article or the performance of a service which are of such a nature that the amount applicable to the product or service cannot be determined readily. Typically, overhead relates to those objects of City expenditures that do not become an integral part of the finished product or service, e.g. rent, electricity, supplies, management and supervision.

## **P**

**PERFORMANCE BUDGET**-A budget that focuses upon activities rather than line items. Work load and unit cost data are collected in order to assess the efficiency of services. Typical data collected might include: miles of street paved per year, cost of paved streets per mile, tons of garbage collected per man hour, or cost per man hour of garbage collection.

**PERFORMANCE MEASURES**-Specific quantitative and qualitative measures of work performed as an object of the department. Quantitative measures are defined as observable and are displayed in numerical format. Qualitative measures are defined as non-observable and are displayed in narrative format.

**PERMANENT FUNDS**-Governmental fund type used to report resources that are legally restricted to the extent that only earnings, and not principal, may be used for purposes that support the reporting government's programs.

**PERSONNEL SERVICES**-All cost related to compensating employees of the City including employee benefit costs, e.g. City contributions for retirement, social security, and health & life insurance.

**POSITIONS AUTHORIZED**-Full-time and part-time positions budgeted in the personnel services category and included in the Departmental Position Listing that was approved by Council for the fiscal year.

**PROGRAM BUDGET**-A budget that focuses upon the goals and objectives of an agency or jurisdiction rather than upon its organizational budget units or object classes or expenditures.

**PROPERTY TAX (AD-VALOREM TAX)**-Property taxes are levied on both real and personal property according to the property's value and the tax rate. Property values are established by the Webb County Appraisal District.

**PROPERTY TAX RATE**-The property tax rate consists of two elements: (1) the maintenance and operation rate (MOR) and (2) the debt service rate (DSR). In MOR, revenues received are deposited in the General Fund and can be used for any public purpose. MOR is subject to the provisions of State statute and an increase in the effective rate greater than 8% is subject to a voter initiated "roll-back" election. DSR is set based upon the City's debt service requirements. In DSR, funds received from this rate are deposited in the Debt Service Fund and are used solely to pay the principal and interest on present and projected debt. MOR and DSR yield the total property tax rate for the current fiscal year.

**PROPOSED BUDGET**-See "Budget".

**PROPRIETARY FUND**-An account that shows actual financial position and operations as distinguished from budgetary accounts, e.g. actual assets, liabilities, reserves, fund balances, and revenues & expenditures.

**PURCHASE ORDER SYSTEM**-A City's system for authorizing the purchase of specified merchandise or services and creating the charge for them.

## **R**

**RATING**-The creditworthiness of a City as evaluated by an independent agency, such as Moody's or Standard & Poors.

**RE-APPROPRIATION**-By City Council action, an Operating Budget spending authorization lapses on September 30th of each fiscal year. Any authorization not expended or encumbered is no longer legally allowed to be expended, and the dollars associated with the authorization "fall" to the ending balance. Those items that are seen as important are brought to the City Council to be "re-appropriated" in the new fiscal year.

**RECONCILIATION**-A detailed analysis of changes of revenue or expenditure balances within a fund.

**REDUCTION**-To reduce line item expenses due to budgetary constraints.

**REFUNDING**-A procedure whereby an issuer re-finances an outstanding bond issue by issuing new bonds. Reasons for refunding are to reduce the issuer's interest cost or to remove a burdensome or restrictive covenant imposed by the terms of the bonds being re-financed. The proceeds of the new bonds are either deposited in escrow to pay the debt service on the outstanding obligations when due, or they are used to immediately retire the outstanding obligations. The new obligations are referred to as the "refunding bonds" and the new outstanding obligations being re-financed are referred to as the "refunded bonds" or the "prior issue."

**REPLACEMENT COSTS**-The cost of a property on a certain date which can render similar service that does not necessitate the same structural form as the property to be replaced.

**REQUISITION**-A written request from a department to the

purchasing office for specified goods or services. This action precedes the authorization of a purchase order.

**RESERVE**-(1) An account used to indicate that a portion of a fund's equity is legally restricted for a specific purpose and is therefore not available for general appropriations [designated]. (2) An account used to indicate a portion of a fund's equity is legally restricted, yet not for a specific purpose [un-designated].

**RESOURCE**-Total dollars available for appropriations, including estimated revenues, fund transfers and beginning fund balances.

**RETAINED EARNINGS**-The equity account reflecting the accumulated earnings of the various Utility Funds.

**REVENUE**-Increases in the net current assets of a fund due to the performance of a service or the sale of goods. They include items such as tax payments, fees for a specific service, fines, forfeitures, grants, receipts from other funds and interest income. Revenues are recognized when they become measurable and reasonably assured to be available to support operations.

**REVENUE BONDS**-When a government issues bonds which do not pledge the full faith and credit of the jurisdiction, it issues limited liability revenue bonds. Typically, pledges are made to dedicate one specific revenue source to repay these bonds.

**REVENUE ESTIMATE**-An estimate of how much revenue will be earned from a specific revenue source for some future period, typically a future fiscal year.

**REVENUE – INTERGOVERNMENTAL**-Revenue received from another government entity for a specific purpose.

**REVENUE – SPECIAL**-Specific revenues that are legally restricted to expenditures for specific purposes.

**RISK MANAGEMENT**-(1) An organized attempt to protect a governmental entity against accidental losses in the most economical method. (2) The liability, either realized or potential, related to the City's day-to-day operations.

## S

**SINKING FUND**-A sinking fund is an account into which a debt issuer makes periodic deposits to ensure the timely availability of sufficient monies for the payment of debt service requirements. The revenues to be deposited into the sinking fund and payments are determined by the terms of the bond contract.

**SPECIAL REVENUE FUNDS**-Governmental fund type used to account for the proceeds of specific revenue sources (other than for major capital projects) that are legally restricted to expenditures for specified purposes.

## T

**TAXES**-Taxes are compulsory charges levied by a government for the purpose of financing services performed for the common benefit. This term does not include specific charges made against particular persons or property for current or permanent benefits, such as special assessments. The term does not include charges for services rendered only to those paying such charges, e.g. sewer services.

**TAX LEVY**-The total amount of funds to be raised by general property taxes for operating and debt service purposes specified in the Annual Tax Ordinance that is determined by the Webb County Appraisal District.

**TAX RATE**-The amount of tax levied for each \$100.00 of assessed property valuation.

**TAX RATE LIMIT**-The maximum legal property tax rate at which a municipality may levy a tax. The limit may apply to taxes raised for a particular or general purpose.

**TRANSFERS**-(1) Transfers are the authorized exchanges of cash or other resources between funds. (2) The General Fund supports central services for other funds or departments; the reimbursement of these services to the General Fund is an Administrative Transfer.

**TRUST FUNDS**-Accounting entities used to account for monies held by the City in a trustee capacity for organizations, programs or other funds.

## U

**UN-DESIGNATED FUND BALANCE**-That portion of a fund balance that is unencumbered from any obligation of the City.

**UN-ENCUMBERED BALANCE**-The amount of an appropriation that is neither expended nor encumbered. It is essentially the amount of money still available for future purchases.

**UNIT COST**-The cost required to produce a specific product or unit of service, i.e. the cost to purify one thousand gallons of water.

**USER CHARGES - USER BASED FEES**-The payment of a fee for direct receipt of a public service by the party benefiting from the service.

**UTILITY FUNDS**-The funds used to account for operations of the City's electric, water, sanitary sewer and solid waste disposal activities.

## V

**VOUCHER**-A document indicating that a transaction has occurred. It usually contains the accounts related to the transaction.

## Y

**YIELD**-The rate earned on a monetary investment.