

The cover features a dark blue background with a large, stylized map of Texas in the center. The map is divided into three vertical sections: blue on the left with a white star, white in the middle, and red on the right. Overlaid on the map is a large American flag with stars and stripes. The text 'CITY OF LAREDO, TEXAS' is written in white, bold, sans-serif font across the top of the map. At the bottom, the text '2010 ANNUAL BUDGET' and 'FISCAL YEAR ENDING SEPTEMBER 30, 2010' is displayed in white, bold, sans-serif font. The background is decorated with several glowing, circular light effects and a grid of empty square boxes in yellow and blue.

# CITY OF LAREDO, TEXAS

## 2010 ANNUAL BUDGET

FISCAL YEAR ENDING SEPTEMBER 30, 2010

# CITY OF LAREDO

## Annual Budget



Fiscal Year  
October 1, 2009 - September 30, 2010

Prepared By:  
Financial Services Department  
Budget Division

This budget will raise more total property taxes than last year's budget by \$830,164 or 1.31% and of that amount \$1,527,403 is tax revenue to be raised from new property added to the tax roll this year. **This additional amount is due entirely to increases in property tax valuations and new property added to the tax roll and NOT to any increase of the current tax rate of \$.637000.**

# CITY OF LAREDO

## Administrative Officials

---

### City Council

---

**Mayor**  
**Raul G. Salinas**

<b>Council Member</b>	<b>District</b>	<b>Council Member</b>	<b>District</b>
<b>Mike Garza</b> (Mayor Pro-Tem)	<b>I</b>	<b>Johnny Rendon</b>	<b>V</b>
<b>Hector J. Garcia</b>	<b>II</b>	<b>Gene Belmares</b>	<b>VI</b>
<b>Dr. Michael Landeck</b>	<b>III</b>	<b>Jose A. Valdez, Jr.</b>	<b>VII</b>
<b>Juan Narvaez</b>	<b>IV</b>	<b>Cynthia Liendo Espinoza</b>	<b>VIII</b>

---

### City Staff

---

**Carlos R. Villarreal, City Manager**  
**Cynthia Collazo, Deputy City Manager**  
**Horacio de Leon, Jr., Assistant City Manager**  
**Jesus M. Olivares, Assistant City Manager**  
**Rosario C. Cabello, Financial Services Director**  
**Martin Aleman, Budget Manager**



GOVERNMENT FINANCE OFFICERS ASSOCIATION

*Distinguished  
Budget Presentation  
Award*

PRESENTED TO

**City of Laredo  
Texas**

For the Fiscal Year Beginning

**October 1, 2008**

President

Executive Director

**CITY OF LAREDO, TEXAS**  
**Annual Budget for Fiscal Year 2009-2010**

**TABLE OF CONTENTS**

**BUDGET MESSAGE**

City Manager’s Budget Message ..... i

**INTRODUCTION**

History of Laredo ..... 1  
Budget Policy & Guidelines..... 7  
Budget Ordinance ..... 14

**BUDGET SUMMARY**

City Organizational Chart ..... 16  
Consolidated Budget ..... 17  
Summary of Fund Balance Changes ..... 19  
Summary of Major and Non-Major Funds by Fund Type ..... 20  
Consolidated Revenues & Expenditures (graph) ..... 22  
Analysis of Property Tax Levy and Collections ..... 24  
Full Time Equivalent Position Summary..... 25  
Personnel Position Summary..... 26  
Capital Outlay Listing by Department ..... 27  
Major Funding Changes ..... 29

**GOVERNMENTAL FUNDS**

***GENERAL FUND***

General Fund Organizational Chart..... 51  
General Fund Revenues & Expenditures (graph)..... 52  
General Fund Summary ..... 53  
General Fund Revenues ..... 54  
General Fund Expenditures ..... 60  
MAYOR & CITY COUNCIL..... 76  
CITY MANAGER..... 78  
MUNICIPAL COURT..... 87  
BUILDING DEVELOPMENT SERVICES ..... 91  
CITY ATTORNEY ..... 103  
CITY SECRETARY ..... 106  
TAX ..... 109  
FINANCIAL SERVICES ..... 112  
HUMAN RESOURCES ..... 125  
PLANNING & ZONING ..... 131  
ENGINEERING ..... 137  
INFORMATION SERVICES & TELECOMMUNICATIONS – 311 PROGRAM .. 144  
COMMUNITY DEVELOPMENT ..... 149

POLICE .....	154
FIRE.....	183
TRAFFIC .....	207
PUBLIC WORKS.....	219
PARKS AND LEISURE SERVICES .....	233
 <b>SPECIAL REVENUE FUNDS</b>	
<b>COMMUNITY DEVELOPMENT</b>	
Organizational Chart.....	258
Fund Summary.....	259
Performance Measures .....	265
 <b>AMERICAN RECOVERY REINVESTMENT ACT</b>	
Organizational Chart.....	272
Fund Summary.....	273
 <b>HOUSING REHABILITATION</b>	
Organizational Chart.....	274
Fund Summary.....	275
 <b>HOME INVESTMENT PARTNERSHIP PROGRAM</b>	
Organizational Chart.....	276
Fund Summary.....	277
Performance Measures .....	280
 <b>EMERGENCY SHELTER</b>	
Organizational Chart.....	282
Fund Summary.....	283
Performance Measures .....	284
 <b>AUTO THEFT TASK FORCE</b>	
Organizational Chart.....	285
Fund Summary.....	286
Performance Measures .....	287
 <b>FINANCIAL TASK FORCE</b>	
Organizational Chart.....	291
Fund Summary.....	292
Performance Measures .....	293
 <b>HEALTH</b>	
Organizational Chart.....	296
Fund Summary.....	297
Performance Measures .....	298
 <b>SPECIAL POLICE</b>	
Organizational Chart.....	354
Fund Summary.....	355
 <b>AIRPORT</b>	
Organizational Chart.....	357
Fund Summary.....	358
Performance Measures .....	360

**CIVIC CENTER**

Organizational Chart..... 373  
Fund Summary..... 374  
Performance Measures ..... 375

**HOTEL-MOTEL**

Organizational Chart..... 377  
Fund Summary..... 378  
Hotel-Motel Legal Requirement ..... 380

**VETERANS FIELD**

Organizational Chart..... 381  
Fund Summary..... 382

**PUBLIC ACCESS CENTER**

Organizational Chart..... 383  
Fund Summary..... 384  
PEG Fund Summary ..... 385  
Performance Measures ..... 386

**MERCADO MANAGEMENT**

Organizational Chart..... 388  
Fund Summary..... 389  
Performance Measures ..... 390

**RECREATION FUND**

Organizational Chart..... 391  
Fund Summary..... 392

**ENVIRONMENTAL SERVICES**

Organizational Chart..... 393  
Fund Summary..... 394  
Storm Water Improvement Fund Summary ..... 395  
Performance Measures ..... 396

**CONVENTION & VISITOR'S BUREAU**

Organizational Chart..... 399  
Fund Summary..... 400  
Performance Measures ..... 402

**PARKING METERS**

Organizational Chart..... 405  
Fund Summary..... 406  
Performance Measures ..... 407

**HAZARDOUS MATERIALS**

Organizational Chart..... 412  
Fund Summary..... 413  
Performance Measures ..... 414

**SPORTS & COMMUNITY VENUE**

Organizational Chart..... 416  
Sales Tax Fund Summary ..... 417  
Debt Service Fund Summary ..... 418

**LAREDO ENTERTAINMENT CENTER**

Organizational Chart..... 419  
Fund Summary..... 420

**NOISE ABATEMENT LEASE PROGRAM**

Organizational Chart..... 421  
Fund Summary..... 422  
Performance Measures ..... 423

**911 REGIONAL COMMUNICATION**

Organizational Chart..... 425  
Fund Summary..... 426  
Performance Measures ..... 428

**KEEP LAREDO BEAUTIFUL**

Organizational Chart..... 430  
Fund Summary..... 431

**SPECIAL FIRE GRANTS**

Organizational Chart..... 432  
Fund Summary..... 433

**POLICE TRUST**

Organizational Chart..... 434  
Fund Summary..... 435

***DEBT SERVICE FUND***

**DEBT SERVICE**

Organizational Chart..... 436  
Fund Summary..... 437  
2009-2010 General Obligation & Tax Supported Debt Service Summary .... 439

***PERMANENT FUND***

**CANSECO ENDOWMENT TRUST FUND**

Organizational Chart..... 441  
Fund Summary..... 442

***CAPITAL PROJECTS FUNDS***

**CAPITAL IMPROVMENTS FUND**

Organizational Chart..... 444  
Fund Summary..... 445

**AIRPORT CONSTRUCTION FUND**

Organizational Chart..... 454  
Fund Summary..... 455

**CAPITAL PROJECTS**

Organizational Chart..... 459  
Fund Summary..... 460



## **PROPRIETARY FUNDS**

### ***ENTERPRISE FUNDS***

#### **BRIDGE SYSTEM**

Organizational Chart.....	481
Operating Fund Summary .....	482
Construction Fund Summary .....	484
Debt Service Fund Summary .....	485
El Portal Project Fund Summary .....	486
2008 CO Bond.....	487
Performance Measures .....	488

#### **TRANSIT**

Organizational Chart.....	502
El Metro Fund Summary .....	503
Transit Center Facility Fund Summary .....	505
Transit System Sales Tax Fund Summary .....	506
Transit Capital Grants Fund Summary .....	507
Performance Measures .....	508

#### **MUNICIPAL HOUSING CORPORATION**

Organizational Chart.....	524
Fund Summary.....	525
Performance Measures .....	526

#### **SOLID WASTE MANAGEMENT**

Organizational Chart.....	529
Fund Summary.....	530
Performance Measures .....	532

#### **WATER SYSTEM**

Organizational Chart.....	543
Water Operations Fund Summary.....	544
Water Revenue Debt Service Fund Summary .....	546
Water Operational Construction Fund Summary .....	547
Water Availability Fund Summary .....	548
Water Capital Projects Fund Summary .....	549
Performance Measures .....	556

#### **SEWER SYSTEM**

Organizational Chart.....	568
Sewer Operations Fund Summary.....	569
Sewer Operational Construction Fund Summary .....	571
Sewer Revenue Debt Service Fund Summary .....	572
Sewer Capital Projects Fund Summary .....	573
Performance Measures .....	581

### ***INTERNAL SERVICE FUNDS***

#### **FLEET MANAGEMENT**

Organizational Chart.....	587
Fund Summary.....	588
Performance Measures .....	589

**RISK MANAGEMENT**

Organizational Chart..... 592  
Fund Summary..... 593  
Performance Measures ..... 594

**INFORMATION TECHNOLOGY**

Organizational Chart..... 598  
Fund Summary..... 599  
Performance Measures ..... 601

**HEALTH AND BENEFITS**

Organizational Chart..... 611  
Fund Summary..... 612  
Performance Measures ..... 613

**FIDUCIARY FUNDS**

***PRIVATE-PURPOSE TRUST FUND***

**FRIENDS OF THE LIBRARY TRUST FUND**

Organizational Chart..... 616  
Fund Summary..... 617

***AGENCY FUND***

**CITY ANNUITY**

Organizational Chart..... 620  
Fund Summary..... 621  
Performance Measures ..... 622

**CAPITAL IMPROVEMENT PLAN (CIP) SUMMARY**

CIP FY2009-2010 ..... 623  
CIP FY2010-2014 ..... 627

**SUPPLEMENTAL INFORMATION**

Wage Schedule ..... 644  
Full-Time Equivalent Position Listing..... 645  
Statistical Tables ..... 674  
Glossary ..... 686



# CITY OF LAREDO

## *Office of the City Manager*

October 1, 2009

Mayor and Members of the City Council:

In accordance with the City of Laredo Charter, Section 6.02, I am pleased to present the Fiscal Year 2010 City of Laredo Annual Operating Budget for the period of October 1, 2009, through September 30, 2010. We have prepared a balanced consolidated budget that encompasses operating expenditures of \$496,570,299, a \$67.9 million or 15.8% increase from 2009. The total net operating budget, excluding operating transfers, is \$405,507,694. City staff has been challenged with keeping the current level of services with less funding sources, improving in those areas that are critical to public safety, while expanding maintenance and operations as a result of the numerous capital improvement projects completed during this fiscal year and those projects under construction that will be completed during 2010.

Despite a downturn in the US economy, the City of Laredo is estimating that it will add over \$800,000 to its General Fund fund balance in 2009 fiscal year. Overall, this Budget demonstrates continued growth compared to the prior year, giving bond rating agencies in New York confidence in our financial stability. This may be attributed to several factors, including Laredo's sustained financial strength, a growing economic base, sound financial management, moderate debt levels and diverse general fund revenue streams. Bond ratings on our latest issuance were comprised of AA- from Fitch, AA- from Standard and Poor's and A1 from Moody's.

We have formulated a budget that is reflective and sensitive to the deterioration of the current economic conditions. Preparing the General Fund budget was a challenging undertaking. The cooperation of all departments was fundamental to balancing the 2010 budget. This budget incorporates management recommendations and former Council actions that have been pivotal in offsetting projected revenue losses through reductions in expenditures. Examples include a very lucrative electricity contract with a 20% cost reduction over last year in all funds, unfunded vacant positions in most departments, increases in the Solid Waste collection fees, Storm Water fees and proposed increases in the fees for amusement devices.

This budget prioritizes Council's goals and objectives of investing in our City employees. Job security is important during these hard economic times. Fulfilling our contractual obligations for pay increases of 4% for police and 5% for fire employees consisted of one important goal.

**1110 HOUSTON P.O. BOX 579 LAREDO, TEXAS 78042-0579 (956) 791-7302 FAX: (956) 791-7498**

Another was to retain all employee health benefits given the historical deficit in the fund. Human Resources account for our largest asset when you realize that 76% of our General Fund budget is personnel. This is a monumental accomplishment given that many other cities in the State of Texas have had to resort to layoffs and reduction in benefits, not to mention deferring contractual obligations for their civil service work force.

This year we will benefit from the country's American Recovery and Reinvestment Act of 2009 (Stimulus Package Grants). We estimate that we will receive \$130,000,000 to \$150,000,000 in grant funds that would contribute to our bottom line. These funds will be used for capital improvement projects consisting of Transportation, Water and Sewer, Housing and other Public Safety amenities. City Council and staff have done an outstanding job of bringing these funds to Laredo given the competitiveness at both the state and federal levels.

**Tax Rate**

- The tax rate for 2010 is projected to remain at the same rate as in 2009 at \$0.63700 per \$100 assessed valuation. **This will be the sixth consecutive year that the City of Laredo maintains the same tax rate** and has been able to make the necessary changes required to meet the demands of a fast growing city. The 2010 property values are projected to increase by 2.66% over the estimated 2009 amended valuations. This is the first time in five years that we have a growth of less than 10% in valuations. The total taxable value of \$10.6 billion will generate a billed levy of \$66.9 million, representing an increase of \$1.5 million or 2.4% over the 2009 total levy billed budgeted. The increase in property values includes \$235,817,335 in new values and \$3,963,400 in new annexations for a total of \$239,780,755. The levy for 2010 excludes an estimated amount of \$574,518 for the tax freeze, an increase of \$57,712 or 11% from the 2009 budget.

	FY 08	FY 09	FY 10
Tax Rate	0.637000	0.637000	0.637000
Taxable Valuations	\$ 9,346,302,826	\$ 10,275,854,003	\$ 10,596,773,150
Tax Levy	\$ 59,535,949	\$ 65,457,190	\$ 66,926,927

- The maintenance and operations tax rate allocation of \$0.512912 for 2010 will generate total revenue of \$51.7 million for General Fund, signifying an \$652,667 or 1% increase over the 2009 budget
- The debt service tax rate allocation of \$0.124088 will generate total revenue of \$12.5 million for 2010, a \$175,581 or 1% increase over the 2009 budget with an estimated proposed collection rate of 96%.
- The total tax increase for 2010 is \$830,163 of which \$175,581 will be going toward debt service.

**Staffing and Benefits**

A total of 2,604 full time equivalent positions are included in the 2009 budget at an estimated cost of \$156,151,710 as compared to 2,621 positions in 2009. The budget does not include a cost of living adjustment and will continue with the suspension of the merit program. The budget includes funding for the Police and Fire contractual obligations at a cost of \$1,330,613 and \$1,319,610 respectively, for a total of \$2,650,223. We continue to increase our contribution to the Texas Municipal Retirement System (TMRS) as agreed in our eight year plan. The City's contribution to TMRS increased by 1.24% for a total cost of \$1,160,978 in 2010.

A major challenge has been the Health and Benefits Fund which will have a proposed deficit in its ending balance for 2010 of \$3,685,351. Historically, the fund has been underfunded given that in 1996 the fund had a fund balance of \$7,936,556. That year the contribution premium per employee was reduced to \$151.06 from \$174.17 and was lowered again in 1998 to \$121.00 to help pay for pension benefits. Increases to the fund have never been equal to the actual cost of benefits and the fund balance has been reduced over the years. Last year the fund ended negatively with the number increasing this year. Staff recommended a 10% increase in the health care contributions both in the City's and employees' dependent coverage for the next six years and Council unanimously approved. This aggressive measure is included in order to bring the fund afloat over the next six years. Staff is working on a cafeteria plan together with our administrator and a consultant that would give Council more choices to help improve the fund outlook. The cost associated with catastrophic cases and the continued rise in medical costs continues to surpass the amount being contributed to the fund. The City of Laredo continues to be the only governmental entity in the county to provide employees with health benefits at no cost. The premium increase is estimated to be approximately \$12.26 per pay period per employee (depending on the insurance plan). As you know, the City currently pays for the employee health insurance premium while subsidizing 48% of the regular dependent premium and 50% for police officers and fire fighters dependents.

The table below summarizes the total of new, deleted and unfunded positions city-wide, by department, with an estimated net cost of \$4,142,433. Detail reports are provided in the budget document.

Department	FTE's	Estimated Salary & Benefits
	<b>New Positions</b>	
Airport	3.00	122,312
FAA Noise Abatement	2.00	70,944
Sewer	3.00 (4 mos.)	47,430
Water	3.00 (4 mos.)	47,430
<b>Subtotals</b>	<b>11.00</b>	<b>288,116</b>

Department	FTE's	Estimated Salary & Benefits
<b>Deleted Positions</b>		
Health	(5.00)	(303,098)
Bridge	(11.00)	(310,835)
Solid Waste	(12.00)	(439,365)
<b>Subtotals</b>	<b>(28.00)</b>	<b>(1,053,298)</b>
<b>Unfunded Positions</b>		
City Manager	3.00	143,402
Municipal Court	1.00	42,505
Building	7.00	291,102
Finance	1.00	50,449
Human Resources	2.00	17,939
Planning	1.00	46,159
Engineering	2.00	66,803
IST	1.00	75,874
Economic Development	1.00	93,696
Police	30.00	1,521,549
Fire	8.00	589,980
Traffic	3.00	163,289
Public Works	4.00	138,210
Parks and Leisure	23.00	640,202
Library	9.00	407,709
Convention and Visitor's Bureau	3.00	76,518
Civic Center	1.00	53,834
Public Access Channel	0.15	4,462
Bridge	17.00	483,933
<b>Subtotals</b>	<b>117.15</b>	<b>4,907,615</b>
<b>Total</b>	<b>94.15</b>	<b>\$ 4,142,433</b>

### General Fund

Although General Fund estimated revenues for 2009 will have a shortfall of \$7.4 million compared to the original budget, expenditures are estimated at \$8.3 million under original budget, thus adding \$808,172 to the estimated ending fund balance of \$27,428,767. This represents 22.7% of operating expenditures less other financing uses.

The major revenue shortfalls were: \$1.7 million in sales tax, \$623,252 in property taxes, \$915,026 in building permits, \$435,714 in electric franchise, \$3 million from Bridge, \$221,000 in Land Development Fees, and \$114,000 in interest earnings. The major expenditures savings are estimated in the following areas: \$5.9 million in personnel, \$1.4 million in fuel, \$281,787 in electricity, \$275,710 in the transfer out to the Health Fund and \$492,552 in other areas.

Balancing the General Fund for 2010 took the cooperation of all departments, as previously stated, in order to balance the initial deficit of \$10.3 million. Revenues were increased by \$2.9 million and expenditures had a net decrease of \$7.4 million. Personnel related costs were reduced

by \$4.8 million which included not funding 94 positions including 7 firefighter and 25 police officer positions. Electricity is projected to generate a savings of \$1.1 million and other operational line items were reduced by \$1.2 million.

The 2010 General Fund budget is \$133.7 million, a decrease of \$3.4 million from the 2009 original budget. The following categories had a decrease: \$471,044 in Taxes, \$759,962 in Licenses and Permits, \$386,928 in franchise fees and \$2 million in Charges for Services. Expenditures decreased \$3.4 million for the 2010 budget compared to the 2009 original budget. The following activities reflect the major decrease in expenditures: \$1 million in General Government, \$626,580 in Public Safety, and \$1.4 million in Culture and Recreational line items.

Current 2009 sales tax revenue for the General Fund is estimated at \$24.8 million, representing a decrease of \$1.7 million under the 2009 original budget and a \$1.2 million or 5% decrease over the prior year. The sales tax budget for 2010 is \$25 million or \$200,000 over the estimate for 2009.

The General Fund receives fifty percent (50%) of bridge toll receipts. The estimated transfer for 2009 is \$19.7 million, a decrease of \$3 million or 13%, compared to the current 2009 budget. The net change for 2010 is a projected decrease of \$2.5 million reflecting a zero increase in bridge crossings.

### **Public Safety**

To reinforce the commitment to keep our community safe, approximately \$85.4 million or 64% of our budget in General Fund is for the Police and Fire Departments.

#### ***Police***

The strength of the Police Department will include 460 officers and 84 civilians, which will be provided for from the 2010 budget. In General Fund, the police budget represents a cost of \$50 million, representing 37% of the City's General Fund budget. General Fund includes a 4% salary increase projected at \$1.3 million. We continue to apply and utilize grants, such as Special Police Grants, COPS, and other overtime grants, to fund specific programs.

#### ***Fire***

The City of Laredo's commitment to public safety is further reflected in its Fire Department, with 357 firefighters and 10 civilians and a budget of \$35.4 million. This represents 26 % of the City's General Fund budget. General Fund includes a 5% salary increase due to the Fire contract obligation estimated to cost \$1.3 million.

### **Quality of Life**

#### ***Culture and Recreational Facilities***

The development and creation of park and recreational amenities continues to be a fundamental request by our citizens. I have been very conscience about these requests since this means the addition of park infrastructure expenses. Along with the amenities come even larger expenditures of maintenance and overhead in order to preserve our parks to their highest


standards while keeping them safe for our citizenry. In Parks and Leisure, we will proceed to hire an additional crew of 5 FTE's plus specialists in air conditioning, electricity and plumbing to properly maintain all projects under construction.

**Closing Comments**

2009 has been a very challenging year. In spite of revenue reductions of over \$10 million, we have not reverted to the use of our fund balance, but as promised, will end the year with an additional positive fund balance of \$800,000 in revenues to be added to our City's savings account.

As you may recall, last year's budget had already been formulated prior to encountering our economic downturn. This 2010 budget will more adequately reflect current conditions and better be able to project revenues and expenditures. We look forward to more discussion with council in the Budget Workshops.

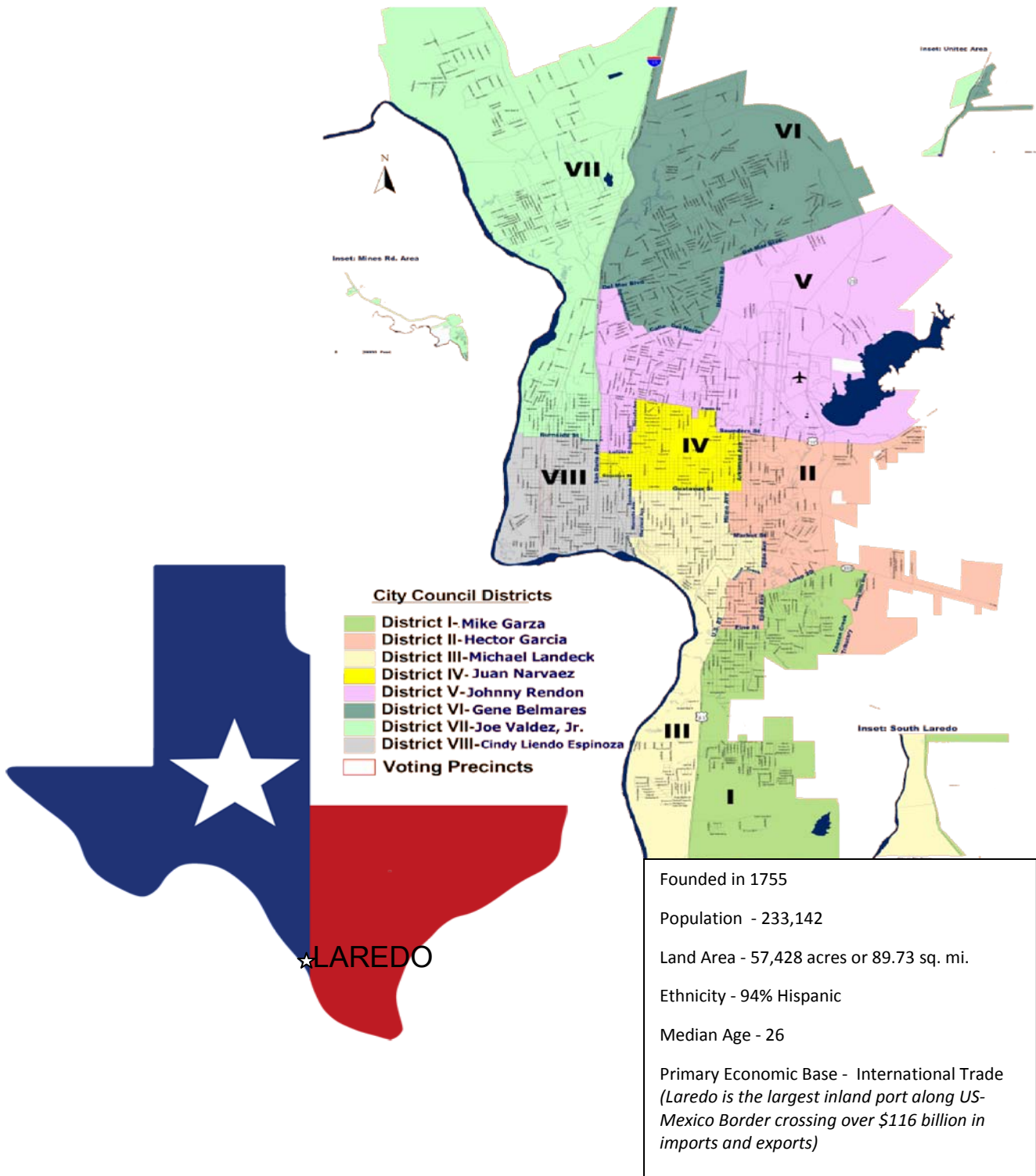
Sincerely,

A handwritten signature in black ink, appearing to read 'Carlos Villarreal', with a large, sweeping flourish above the name.

Carlos Villarreal  
City Manager



# CITY OF LAREDO, TEXAS





**City of Laredo**

# **The History of Laredo**

---

## **The Founding**

San Agustín de Laredo, a colonial city of New Spain founded in 1755, was named for a town in Santander, located on the north coast of Spain. Nuevo Santander, one of the last northern provinces of New Spain, was established by the Spaniard José de Escandón as part of a program to colonize northern Mexico. Appointed governor, Escandón was responsible for the colonization along the Río Grande, and a chain of six settlements were established, with Camargo being the earliest in 1749. The other outposts included Reynosa (1749), Dolores (1750), Revilla (1750), and Mier (1752). Since no missions or presidios were associated with its founding, Laredo is considered the oldest independent settlement in Texas and is the only remaining Spanish colonial settlement on the north bank of the lower Río Grande.

Laredo was founded on the north bank of the Río Grande on May 15, 1755, when Captain Tomás Sánchez, with three families, was granted permission to settle 15 leagues of land near an Indian ford on the Río Grande. Operated as a family *rancho*, the Sánchez estate ran cattle, sheep, goats, horses, mules and oxen. In 1767, the city was laid out, and in the years to follow, ranching became the sustenance of the colony.

The 1757 inspection reported eleven families owning 100 cattle, 125 mules, 712 horses, and 9,089 sheep and goats. The first Texas cattle drives took place along the San Antonio-Laredo road to Saltillo in the 18th century, and Laredo became an important frontier outpost on the lower *Camino Real*, or King's Road, which stretched from Saltillo through San Antonio to Los Adaes. During the Spanish-Mexican period, the Texas cowboy was born. Round-ups of wild cattle called *mesteños* were regulated by the City Council, and brands were publicly registered.

The Spanish settlement became a Mexican city in 1821 when Mexico gained its independence from Spain, and, during the early 1800s, a trading economy developed as cattle hides and wool were traded south in exchange for food and household necessities. However, trade was disrupted and many *ranchos* were wiped out by the raids of the Comanche and Apache Indians who reaped the spoils of war and gained prestige in their warrior-based societies. The Carrizos, another group of Native Americans who practiced a hunting-gathering existence, were decimated by disease and eventually assimilated into Spanish culture.

Disgruntled with the Mexican centralist government's rule by dictatorship and its complacency in defending the northern frontier from Indian attack, many Laredoans supported the constitutional convention which created the Republic of the Río Grande on January 7, 1840. Laredo became a capital of the new republic which attempted to unite Tamaulipas, Nuevo Leon, and parts of South Texas. After several skirmishes with the Mexican army, the short-lived republic came to an end, enduring only 283 days. Although the Republic of Texas, which had won its

independence from Mexico in 1836, attempted to claim Laredo, its citizens remained loyal to Mexico after the defeat of the Republic of the Río Grande.

In 1845, the annexation of Texas by the United States led to the declaration of war against Mexico. Shortly after the fall of Mexico, the Río Grande was declared the boundary between the United States and Mexico. Under the Treaty of Guadalupe Hidalgo, Laredo officially became part of Texas. Mexicans who wanted to retain their citizenship moved across the river. This area previously settled as part of Laredo was named Nuevo Laredo in 1848. An estimated 120 refugee families planted their roots and grew to a population of around 2,000 in the 1870s.

## **Laredo's Urbanization**

The development of Laredo, from a small Spanish settlement to a bustling metropolitan city, is evident in its urban landscape. Central to the urbanization of Laredo was the development of a street grid based on the Spanish plaza settlement system. In 1767, Juan Fernando de Palacios, the governor of Nuevo Santander, New Spain, officially designated Laredo as a villa, laid out a central plaza, and issued porciones or land grants to settlers. Town lots were assigned for public and private uses, and six leagues of land surrounding the villa were designated as ejidos, or common pastures. Town lots measuring 20 x 40 varas were laid out around the plaza. The depth of the town lot was laid out "for the greater comfort of the owners, and in order that they may build enclosures and patios in which they may keep their cattle and horses." The streets were laid out 10 varas in width "so that people may go in and out on horseback with ease and without danger." Central to the plan was the rectangular plaza which was 100 varas in length and 80 varas in width. This original Spanish plaza was used to corral cattle during roundups for branding and for public gatherings such as readings of decrees.

After the Civil War, this traditional Spanish plaza town plan was expanded by Mayor Samuel Jarvis. Knowledgeable in engineering, Jarvis surveyed the city to advance its development. On October 18, 1869, the City Council passed a resolution that officially adopted the "new map that the mayor made of the streets." Jarvis laid out plazas and named many of the streets alternately for Mexican and American heroes, while others he named for his daughters. Later in 1872, Samuel Jarvis and the City Council ordered the subdivision of the ejidos (common pasture lands) leased and sold. Samuel Jarvis's vision soon became reality as the city would experience a period of unprecedented growth and emerge as a major international land port.

## **From Villa to "Gateway City"**

1881 marked the transformation of Laredo from a villa to a booming "gateway" city with the arrival of the railroads. Laredo became a major thoroughfare for trade between the United States and Mexico, augmented by the Zona Libre, or free trade zone established between Laredo and Nuevo Laredo. The rediscovery of Spanish coal mines 29 miles northwest of the city assured a supply of fuel for the railroads. These coal deposits which ran along the Río Grande north to Eagle Pass were the largest in the United States. Another boost to the local economy was the late 19th century expansion of nearby Ft. McIntosh, founded in 1849 on the Paso del Indio, an old Indian crossing northwest of the city. The city's population tripled from 3,521 in 1880 to 11,319 in 1890 as emigrants from Europe and all parts of the United States moved to Laredo seeking employment and business opportunities.

Two town plans charted the city's expansion. The 1881 Plano de los Dos Laredos created by E. R. Laroche, an engineer hired by the Mexican government, was a binational town plan designed to accommodate the economic and demographic expansion of the cities resulting from the revolutionary impact of the railroads in the movement of goods and services. Construction began on the railroad from Monterrey to Nuevo Laredo in 1881, and the state became imbued with an expectation of economic growth and prosperity of the Porfirian era, as the two Laredos emerged as important international ports. Nine years later, the 1890 City Map of Laredo produced by Jorge Pérez showed an expanded town plan with 23 plazas, and all of the *ejidos* (three square miles) subdivided into blocks.

During the 1880s, the city of Laredo began to expand northward from San Agustín Plaza. The city grew north along Flores Avenue, which became the main business artery. The building of a new City Hall in 1883-1884 caused businesses, hotels, and restaurants to locate north of San Agustín Plaza. Known as El Mercado, the rear portion of the building housed stalls for vendors who offered all types of produce and other articles for sale. Several Mexican-style commercial buildings were erected around the Mercado. These brick structures were characterized by flat roofs with extended parapets, hood molds over arched windows, and dentiled cornices. A zaguán, or arched carriage entrance was another prominent feature. Other buildings featured American Late Victorian ornamental cast iron facades imported from the industrial Middle West.

## **Bridging Two Cities**

The site of Laredo has been a well know point for crossing the Río Grande. The settlement was located near the Paso de los Indios, an old Indian crossing noted by explorer Jacinto de Leon in 1745. The river provided a way of life for the settlers, as river perch became part of the Spanish settlers' diet, crops planted in the fertile river valley provided an abundant harvest, and *carrizo*, or cane, was utilized as thatch for their hut-like homes called *jacales*. The steep banks of the river were rich with sandstone, lime and mud, durable materials that contributed to the border's unique architectural legacy.

Laredo's ferry crossing was originally situated at Water Street and Flores, and resulted in the emergence of Flores Avenue as the main business artery in the early 19th century. Families who were inextricably connected by a common ancestry used small canoes called *chalanes* to cross the river. However, the age of steel would revolutionize the river access between the two cities, as monumental engineering fetes became major mechanisms of transmigration.

The first international bridge was a temporary railroad structure erected in 1881 shortly after the arrival of the railroads. It was not until 1889 that the Foot and Wagon bridge was constructed at Convent Avenue, with the material for its entire construction being exported from Toledo, Ohio. After a fire destroyed the bridge in 1920, a second International Bridge was constructed and opened to the public in 1922. The wild, untamed river was master in the 1954 flood. Purportedly the second largest flood in the Laredo's history, the raging waters inundated the Second International Bridge. This prompted the construction of the existing bridge which accommodates more than seven million pedestrians annually.

## **Laredo's Barrios**

The residential character of Laredo is consistent with the status oriented, high density Latin American settlement pattern. Those families of the highest social status located their homes in close proximity to the plaza, while others of lesser status located on the periphery. In the second half of the 19th century, the elite residential neighborhood centered around San Agustín Plaza. San Agustín Church, situated on the east side of the plaza, was founded in 1767, and the present building was constructed in 1860-1872. Prominent ranchers and settlers who lived adjacent to the plaza were the García, Leyendecker, Martin, Vidaurri, Benavides, and Ramon families.

Neighborhoods, or barrios, developed on the periphery of the centro, or downtown commercial district. These barrios became densely populated, fueled by the early 20th century oil and gas boom coupled with the major migration northward during the Mexican Revolution. Small neighborhoods developed in relation to places of employment, and churches and schools became focal points of the barrios. Escuelitas, or small private schools, and kindergartens were established to educate Spanish speaking youth.

Characterized by vernacular as well as high style architecture, late 19th and early 20th century barrio architecture exhibited a blend of Mexican and American concepts of living. These traditional Mexican residences featured flat concrete roofs, exterior street facades with recessed openings, and plain walls with decorative quoins and cornices. A more classical Moorish or mudejar style featured a U or ell shaped plan around a court yard stylized with classical ornamentation such as cornices, pilasters, and wrought iron balconies. The borrowing of American stylistic traits was evident in the use of an Anglo-American central hall or Victorian asymmetrical floor plan. Additional American elements were the exterior chimney which was incorporated into the residential floor plan, and Victorian and Classical Revival exterior trim.

Another Mexican urban trait that endured over time was the neighborhood business district. Small neighborhood businesses such as groceries, tortillerias, confectioneries, and barber shops sprang up in the barrios. A distinctive streetscape pattern was a residential dwelling attached to a commercial corner structure, incorporating a mixed residential and business use.

Located east of the centro on the banks of the Río Grande, the Azteca barrio is considered one of the oldest residential areas in Laredo, since lots were deeded as early as the 1870s and 1880s. As the neighborhood expanded northward, its name changed from El Ranchero to El Azteca, named for the Azteca Theater which opened in 1922. Today, El Azteca is nationally recognized for the integrity of its architecture and urban form, with more than 140 buildings eligible for the National Register.

El Cuatro was another early barrio which sprang up west of the centro. The name, El Cuatro, was derived from the city voting precinct in which the barrio was located - the "Fourth Ward." Many early residents were employed with the railroads, and their box-shaped board and batten houses are still present throughout the neighborhood. Due to its proximity to Fort McIntosh, the neighborhood attracted a small enclave of blacks. For a short time in 1865, the post was manned by a company of the 62nd U.S. Colored Infantry. Since that time a number of black units were stationed at the fort, including Company K of the Black Twenty-fifth U.S. Infantry in 1906. The soldiers' families and their descendants made their homes in El Cuatro and the small barrio

across the tracks called El Tonto. Saint James Tabernacle and the Grayson school remain as the only architectural relics of Laredo's black history.

As the city expanded, two elite residential neighborhoods developed. St. Peter's neighborhood was located immediately northwest of the centro and across from the International and Great Northern passenger depot. This neighborhood developed between 1881 and World War I as European and Jewish emigrants settled in Laredo, many of whom came to be counted among Laredo's most prominent citizens. Developed in proximity to a public plaza, the neighborhood was named for St. Peter's, the first English speaking Catholic Church, constructed by Enrique Portscheller, a German mason, in 1896-1897. Five other houses of worship were built in the neighborhood representing Protestant and Jewish faiths.

Laredo's first elite suburban development was closely connected with the electric street car service. In 1888, the Laredo Improvement Company was chartered by the state of Texas to purchase property, erect buildings, accumulate and loan funds, and construct a street railway system. The street car system, possibly the first west of the Mississippi, was designed to attract prospective buyers in the Heights residential addition owned by the Laredo Improvement Company. With the establishment of the street car service on December 5, 1889, a real estate boom occurred between 1889 and 1895. Many stately homes were built along Market and adjacent streets which exhibited a variety of styles: Late Victorian, Bungalow, Prairie Style, Italian Renaissance Revival, and Spanish Colonial Revival.

The tumultuous Mexican Revolution of 1910-1920 brought a tide of emigrants to Laredo. Many found employment in the booming industries of coal mining, onion agriculture, brick manufacturing, and later in the 1920s, oil and gas production. More barrios extended the city north of the Texas-Mexican Railway tracks and southeast of Chacon creek, and their names reflected a personality of place which continues in importance today. Many of these barrios such as La Ladrillera, Holy Redeemer, El Trece, La Guadalupe, Canta Rana, Los Amores, Sal Si Puedes, Chacon, and Santo Niño continue to serve as symbols of community identity and cohesiveness. By the mid 1950s, most of the Spanish ejidos were developed, and today the city's 19th century urban core remains intact.

Known today as the city under seven flags, Laredo has emerged as the principal port of entry into Mexico. This border metropolis has greatly benefited from the well-planned, historic "Streets of Laredo," and its urban core continues to be reinvigorated as commercial areas and neighborhoods make the "Gateway City" their home.

# **BUDGET POLICY AND GUIDELINES**

## **CITY OF LAREDO, TEXAS**

This document describes the City's budgetary and financial policies used in the preparation of the FY2009-2010 operating budget.

### **-REQUIREMENTS-**

#### **HOME-RULE CITY**

Under the Texas Constitution, any city that possesses a population of over 5,000 is eligible to adopt a "home-rule" charter. A charter is a document, similar to a constitution, that establishes a city's governmental structure, providing for the distribution of powers and duties among the branches of government. In order for a charter, and all of its subsequent changes, to be implemented, it must receive voter authorization.

The Texas Legislature established the City of Laredo as a charter in 1848, and the City adopted a home-rule charter in 1911. On June 14, 1981, voters adopted, by special election, a City Manager form of local government. By State law, the City Manager shall serve as the budget officer (Vernon's Texas Civil Statutes, Local Government Code (LGC), and Section 102.001). The budget officer prepares the annual budget in order to fund a government's proposed expenditures (LGC, Section 102.002). Through the authority granted by local voters, the City Council adopts the budget, sets the tax rate, and imposes taxes, user fees, and other charges to generate sufficient revenue to fund governmental operations.

The City of Laredo submitted the approved FY 2009-2010 operating budget in accordance with the City Charter and all applicable laws of the State of Texas.

#### **LEGAL**

The City of Laredo's annual budget is prepared in accordance with the Local Government Code (LGC). The LGC requires an incorporated city to develop an annual budget that itemizes proposed expenditures in comparison to actual expenditures from the preceding year as well as the precise cost of projects appropriated for in the forthcoming year (LGC, Sections 102.003, 102.003b).

The annual operating budget is a complete financial statement that depicts the following: a) the outstanding obligations of the municipality; b) cash on hand held by each fund; c) funds received from all sources during the preceding two fiscal years; d) funds available from all sources during the ensuing fiscal year; e) estimated revenue available to cover the proposed budget; and f) the estimated tax rate required to cover the appropriated budget.

The City Manager may require any City officer or board to furnish information that is deemed necessary in order to prepare the budget (LGC, Section 102.004). The City Manager submits the proposed budget to City Council at least sixty (60) days prior to the end of the fiscal year (the

City's has a fiscal year of October 1<sup>st</sup> to September 30<sup>th</sup>). The FY2009-2010 proposed budget was submitted on July 23, 2009. The City Secretary files the proposed budget with the office of the county clerk, making it available for public inspection, upon its submission to City Council.

## **PUBLIC HEARINGS**

The City Council holds a public hearing on the proposed budget after the proposed budget is filed with the county clerk but before the date that it establishes the property tax rate for the next fiscal year. The date, time, and location of the hearing are announced through a public notice (LGC, Section 102.006). Said legal notice for the September 8, 2009, public hearing was furnished from August 5<sup>th</sup> through August 9<sup>th</sup>, 2009. Prior to this public hearing, the City Council conducted three (3) public workshops held on August 10, 11, and 24, 2009.

## **FILING FOR RECORD**

After adoption by the City Council, the City Secretary files the approved budget with the office of the county clerk (LGC, Section 102.008, 102.009d). A copy of the final budget document is available to the public in the City of Laredo Public Library.

## **LEVY OF PROPERTY TAXES**

The City may levy property taxes only in accordance with the budget (LGC, Section 102.009a). However, the adoption of the tax rate must be separate from the vote adopting the budget (Property Tax Code, (PTC), Section 26.05b). The property tax rate must be adopted before the fiscal year-end of September 30th or by the 60<sup>th</sup> day after the date that the certified appraisal tax roll is received. The property tax rate consists of two components: (1) the amount of taxes required to pay maintenance and operating expenditures and (2) the amount of taxes required to pay debt service (PTC, Section 26.05a). The governing body may not adopt a property tax rate that, if applied to the total taxable value, would produce an amount in excess last year's levy until it holds a public hearing on the proposed tax rate. (PTC, Section 26.05d). The total tax rate for FY2009-2010 is 0.637000 (0.512912 for Operations & Maintenance and 0.124088 for Interest & Debt Service). The tax rate was adopted on September 21, 2009.

## **EMERGENCY EXPENDITURES**

After final approval of the budget, the City Council may only spend appropriated funds that are in strict compliance with the budget, except in the case of a public emergency. Addressing public emergencies would require City Council to authorize an amendment to the original budget. A public emergency is considered to be any event or phenomenon affecting the life, health, property or general peace of the public. To the extent that there are not any unappropriated revenues available to support an emergency appropriation, City Council may authorize the issuance of emergency certificates as allowed by law. In its history, the City of Laredo has never exercised this option. Nevertheless, should the budget be amended to meet an



emergency, the City Secretary shall file the modifying resolution with the office of the county clerk (LGC, Section 102.009b,c,d).

### **AMENDMENTS AFTER ADOPTION**

At any time during the fiscal year, the City Manager may transfer the unencumbered appropriated balance, or portions thereof, among programs within a department, office, or agency. However, transfers of an unencumbered appropriated balance from one department, office or agency to another department, office or agency, require the approval of City Council through the issuance of an ordinance. Budget changes must be documented in a public register that is made available for public inspection.

### **CAPITAL IMPROVEMENTS PROGRAM BUDGET**

The City Manager prepares and submits a five-year capital program at least 60 days before the end of the fiscal year (Laredo City Charter, Section 6.05). A public notice of general summary must be published on five separate days in an official newspaper prior to such a hearing. This notice was provided from August 5, 2009, through August 9, 2009 (Laredo City Charter, Section 6.06).

## **-BUDGET PLANNING AND DEVELOPMENT-**

### **PLANNING**

Planning for the new budget commenced in January, 2009, and culminated with the budget workshop held on August 10, 11, and 24, 2009, when the City Manager presented the work plan for the upcoming fiscal year to City Council. The preparation of the FY2009-2010 budget continued with the current year's objective of providing improved levels of service, particularly related to street improvements, water, sewer and public safety, while maintaining a conservative approach to revenue forecasts due to the weakening economy.

Departments were required to integrate this objective into their specific budget requests. During departmental budget reviews conducted in June, City management examined revenue projections and expenses in order to develop the preliminary City budget. This collaboration enabled the City Manager to present the FY2009-2010 proposed budget to City Council on July 23, 2009. Amendments passed at the budget workshop were incorporated into the proposed budget that was presented at the initial public hearing held on September 8, 2009. The final budget was adopted on September 21, 2009.

### **ACTION PLAN**

The City of Laredo developed the following timetable to guide the budget process for FY 2009-2010:

## FY 2009-2010 BUDGET CALENDAR

### January

S	M	T	W	T	F	S
				1	2	3
4	5	6	7	8	9	10
11	12	13	14	15	16	17
18	19	20	21	22	23	24
25	26	27	28	29	30	31

### February

S	M	T	W	T	F	S
1	2	3	4	5	6	7
8	9	10	11	12	13	14
15	16	17	18	19	20	21
22	23	24	25	26	27	28

### March

S	M	T	W	T	F	S
1	2	3	4	5	6	7
8	9	10	11	12	13	14
15	16	17	18	19	20	21
22	23	24	25	26	27	28
29	30	31				

### April

S	M	T	W	T	F	S
			1	2	3	4
5	6	7	8	9	10	11
12	13	14	15	16	17	18
19	20	21	22	23	24	25
26	27	28	29	30		

### May

S	M	T	W	T	F	S
					1	2
3	4	5	6	7	8	9
10	11	12	13	14	15	16
17	18	19	20	21	22	23
24	25	26	27	28	29	30
31						

### June

S	M	T	W	T	F	S
	1	2	3	4	5	6
7	8	9	10	11	12	13
14	15	16	17	18	19	20
21	22	23	24	25	26	27
28	29	30				

### February

- \* Meet with Internal Service Fund Directors and Human Resources
- \* Memo to Directors requesting update of budget liaisons

### March

- \* Meet with City Manager to develop broad budget goals & strategies
- 6** First copy of live payroll without changes
- 10** First Payroll Download
- 16** Deadline for Internal Service Funds to complete budget
- 20** Health Insurance Rate and Worker Compensation Percentage due

### April

- 2** Budget Kick-Off Meeting; Payroll Forms distributed to Department Directors
- 3** Third Party Funding applications due to City Secretary's Office
- 8** Reconciled Payroll Budget Reports due to Payroll Manager
- 16** E-Mail Performance Measures to Departments
- 20** Second Payroll Download
- 24** Twelve month revenue and expenditure estimates for FY 08-09 due
- Proposed revenue and expenditures for FY 09-10 due
- Revenue forecasts for FY 2011 thru 2014 due
- Revenue Analysis and Revenue Forecast Forms due
- Proposed operational requests for FY 09-10 due
- Capital outlay requests and related forms for FY 09-10 due
- 30** Deadline to submit Transmittal Memo

### May

- 15** Deadline to complete 1<sup>st</sup> round of Fund Summaries

### June

- 1** Estimated Appraisal Valuation for Tax Roll due from Webb County Appraisal District
- 2-10** Meetings between City Manager and City Departments to discuss new projects (CIP and Budget)
- 15** Final Payroll Download after meetings with City Manager
- 12- 30** Budget prepares preliminary budget, budget message, etc.
- 26** Deadline to complete Fund Summaries for Council
- 30** Performance Measures with revised mission stmt, goals and objectives due to Budget Division

### July

- 23** Present Operating Budget and CIP to City Council
- 25** Certified Tax Roll due from Webb County Appraisal District

### August

- 5-9** Publish summary of Proposed Budget, CIP and Notice of Public Hearing
- 10, 11, 24** City Council Budget Workshop (Special City Council Meeting) to present department budgets, including third party agencies, and CIP

### September

- 8** Public Hearing and Introductory Ordinances to adopt budget and levy taxes
- 21** Final Reading of Ordinances to adopt budget; Adopt final tax rate
- 30** Rollover budget for FY2009-2010

### October

- 1** Implement approved budget for FY2009-2010
- \* Adopted Budget to be filed with the Webb County Clerk's Office

### July

S	M	T	W	T	F	S
			1	2	3	4
5	6	7	8	9	10	11
12	13	14	15	16	17	18
19	20	21	22	23	24	25
26	27	28	29	30	31	

### August

S	M	T	W	T	F	S
						1
2	3	4	5	6	7	8
9	10	11	12	13	14	15
16	17	18	19	20	21	22
23	24	25	26	27	28	29
30	31					

### September

S	M	T	W	T	F	S
		1	2	3	4	5
6	7	8	9	10	11	12
13	14	15	16	17	18	19
20	21	22	23	24	25	26
27	28	29	30			

### October

S	M	T	W	T	F	S
				1	2	3
4	5	6	7	8	9	10
11	12	13	14	15	16	17
18	19	20	21	22	23	24
25	26	27	28	29	30	31

### November

S	M	T	W	T	F	S
1	2	3	4	5	6	7
8	9	10	11	12	13	14
15	16	17	18	19	20	21
22	23	24	25	26	27	28
29	30					

### December

S	M	T	W	T	F	S
		1	2	3	4	5
6	7	8	9	10	11	12
13	14	15	16	17	18	19
20	21	22	23	24	25	26
27	28	29	30	31		

## **BASIS OF BUDGETING AND BUDGET PREPARATION**

The budget is prepared using the modified accrual basis of accounting for Governmental Funds in which revenues are recognized in the accounting period where they become both measurable and available. Proprietary Funds are budgeted using the accrual basis of accounting with revenues recognized when they are earned and expenses recognized when they are incurred. Capital Outlay items and principal payments on debt service are also reported as expenses and no provision is made for depreciation.

Revenue projections are based on the historical trends of the various line items and are adjusted for the ensuing fiscal year's economic outlook. Expenditure estimates provided by City departments include funding for (a) their existing operations, (b) the development of new programs, and (c) the acquisition of new equipment. Budget requests are based upon a review of the previous two (2) fiscal years' actual expenditures coupled with funding levels required to support operations for the subsequent fiscal year. Department directors submit their requests to the City Manager who determines the final expenditure level, although proposed expenditures may not exceed projected revenues.

## **BALANCED BUDGET**

A balanced budget exists when total financial resources available, consisting of projected resources for the upcoming fiscal year in addition to any unreserved balance available at the end of the current fiscal year, are equal to or greater than budgeted expenditures/expenses.

## **CONTINGENCY PLAN**

Revenues for the present fiscal year are continually being monitored. If adverse variances persist for two months out of any given quarter, corrective action to reduce expenses may be implemented while considering the effect that local economic conditions could have on the remaining months.

## **-FINANCIAL POLICIES-**

The accounting and reporting policies of the City conform to generally accepted accounting principles as prescribed by the Governmental Accounting Standards Board and the American Institute of Certified Public Accountants. The City has received the Government Finance Officers' Association "Certificate of Achievement for Excellence in Financial Reporting" since 1988 and the "Distinguished Budget Presentation Award" since 1991.

The City's accounts are organized into individual funds for each of its major account groups. Each fund is considered to be a separate accounting entity, with its own set of self-balancing accounts consisting of its respective assets, liabilities, fund equity, revenue, and expenditures. Government resources are allocated to and accounted for in these funds according to the purpose of their spending activities.

An external and independent accounting firm conducts the City's annual audit thirty (30) days after the end of each fiscal year. The City of Laredo uses a computerized database system (i Series) with an integrated accounting system (Sunguard HTE, Inc.) to record, monitor, and manage all accounting transactions. The City maintains the following types of funds:

## **GOVERNMENTAL FUNDS**

Governmental Funds are used to account for the majority of the City's functions. Governmental Funds are used to report the acquisition, use, and balance of expendable financial resources and related current liabilities applicable to these functions, except those that may be classified as Proprietary Funds. These funds use the modified accrual basis of accounting with revenues recognized when they can be measured and are available to finance expenditures for the current period. Expenditures are recognized when the related liability is incurred.

The measurement focus is based upon the determination of financial position, and on any subsequent changes thereto, rather than upon the determination of net income.

The City maintains the following Governmental Fund types:

1. The General Fund is the largest and most important operating fund of the City. It is used to account for financial activity not required to be accounted for in another fund.
2. Special Revenue Funds are used to account for the proceeds of specific revenue sources (other than expendable trusts or major capital projects) that are either legally restricted or designated for specific functions and activities.
3. The Debt Service Fund is used account for the accumulation of resources for the payment of principal, interest, and related costs associated with general long-term debt. The fund is financed primarily through property taxes.
4. Capital Projects Funds are used to report financial resources that are to be used for the acquisition or construction of major capital facilities (other than those financed through Proprietary or Trust Funds).
5. Permanent Funds are used to report resources that are legally restricted to the extent that only earnings, and not principal, may be used for purposes that support the reporting government's program.

## **PROPRIETARY FUNDS**

Proprietary Funds are used to account for the City's ongoing organizations and activities, which are similar to those found in the private sector. They are accounted for using the accrual method of accounting where the determination of net income, financial position, and cash flows are essential to effective financial management. Goods or services from such activities may be

provided either to outside parties (Enterprise Funds) or to other departments or agencies primarily within the governmental entity (Internal Service Funds).

The City maintains the following Proprietary Fund types:

1. Enterprise Funds are used to account for operations that are either (a) financed and operated in a manner similar to private business enterprises where the cost (depreciation included) of continually providing particular goods and/or services to the public is financed or recovered through basic user charges, or (b) where the periodic determination of revenues earned, expenses incurred, and/or net income is appropriate for capital maintenance, public policy, management control, accountability or other appropriate purpose.
2. Internal Service Funds are used to account for goods and/or services provided by one City department/agency to another City department/agency or to other governmental sectors on a cost-reimbursement basis.

## **FIDUCIARY FUNDS**

Fiduciary Funds are used to account for assets held by the City either in a trustee capacity or as an agent for individuals, private organizations, additional governmental units, and/or other funds. Fiduciary Funds consist of the following Trust and Agency Funds maintained by the City:

1. Pension Trust Funds possess Proprietary Funds' operational characteristics with an emphasis on measurement based upon net income and capital maintenance.
2. Private-Purpose Trust Funds are used to record all trust arrangements, other than those reported as either Pension Trust Funds or Investment Trust Funds, where both principal and income benefit individuals, private organizations, or other governmental entities.
3. Agency Funds are custodial in nature with assets equal to liabilities, and there is no attempt to measure the results of the operations.

**ORDINANCE No. 2009-O-161**

**ADOPT THE ANNUAL PROPOSED BUDGET FOR FISCAL YEAR 2009-2010 BY APPROPRIATING THE PROPOSED REVENUES, EXPENDITURES AND BALANCES REPORTED THEREIN FOR THE YEAR BEGINNING OCTOBER 1, 2009, AND ENDING SEPTEMBER 30, 2010, CONSISTENT WITH THE FINANCIAL PLAN DESCRIBED IN SAID ANNUAL BUDGET (SEE EXHIBIT A); MOTIONS APPROVED BY CITY COUNCIL (SEE EXHIBIT B); AND AUTHORIZING THE CITY MANAGER TO IMPLEMENT SAID ANNUAL BUDGET (AS AMENDED).**

**WHEREAS**, on July 23, 2009, Council was presented with the proposed 2009-2010 annual budget as required by The City of Laredo Charter Section 6.02 Submission Of Budget: "At least sixty (60) days before the end of the fiscal year, the City Manager shall present to the Council a budget for the ensuing fiscal year with an accompanying message"; and

**WHEREAS**, on August 10<sup>th</sup>, 11<sup>h</sup>, and 24<sup>th</sup>, 2009, Council held public workshops to review the proposed 2009-2010 annual budget;

**NOW, THEREFORE, BE IT ORDAINED BY THE CITY COUNCIL OF THE CITY OF LAREDO THAT:**

1. The Annual Budget for Fiscal Year 2009-2010 as amended during the budget workshops is hereby adopted; and
2. The following appropriations for Fiscal Year 2009-2010 are hereby authorized as further detailed in Exhibit A and incorporated as if set out at length herein:

Total Operating Expenditures and Transfers..... \$496,570,299

3. This ordinance incorporates as if set out here at length the motions approved by City Council attached as Exhibit B;
4. The City Manager is hereby authorized to implement the said budget for the Fiscal Year beginning October 1, 2009, and ending September 30, 2010.

PASSED BY THE CITY COUNCIL AND APPROVED BY THE MAYOR ON THIS THE  
21st DAY OF SEPTEMBER, 2009.

  
RAUL G. SALINAS  
Mayor

ATTEST:

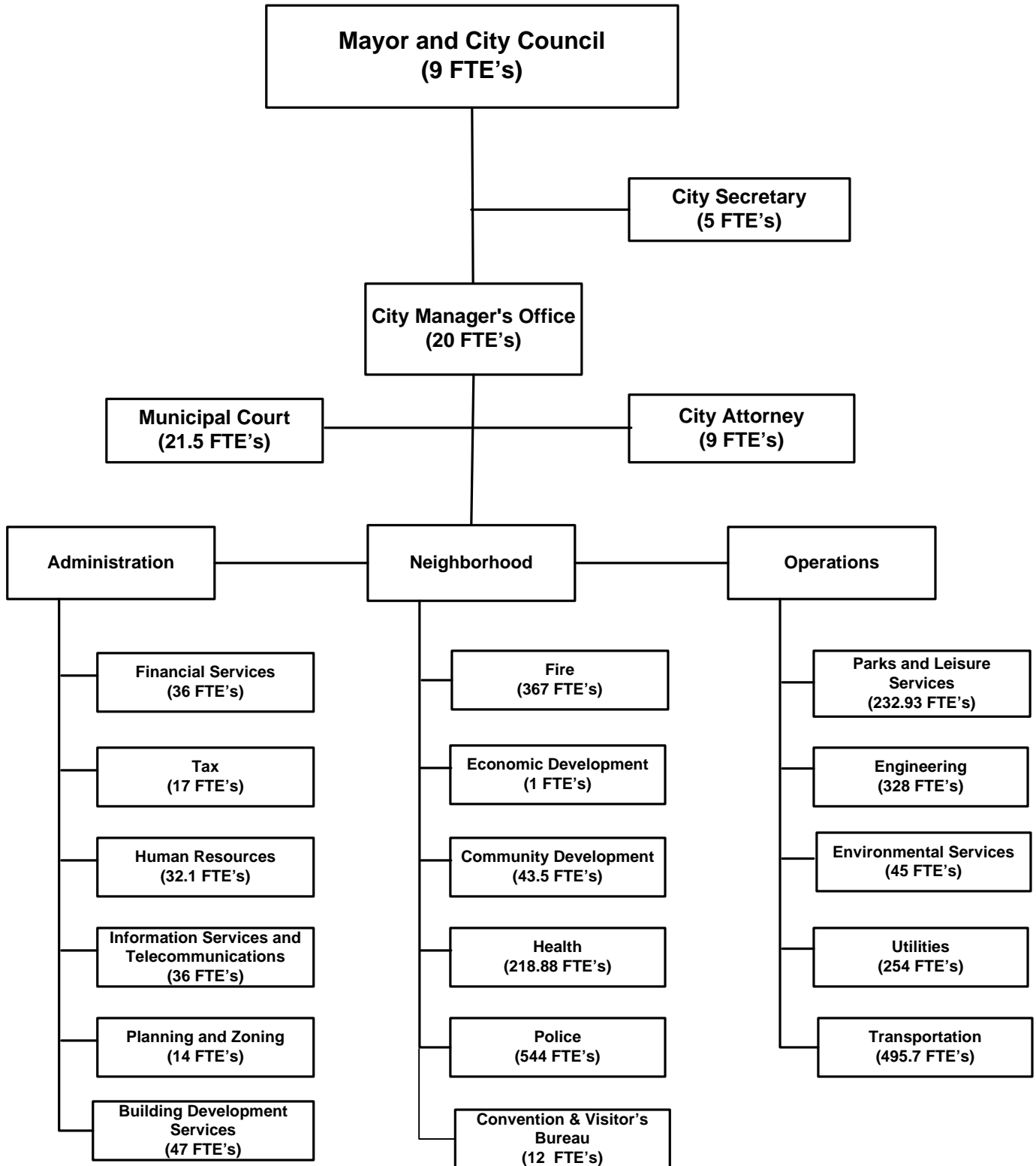
  
GUSTAVO GUEVARA, JR.  
City Secretary



APPROVED AS TO FORM:

  
for: RAUL CASSO  
City Attorney

# CITY OF LAREDO, TEXAS





**CITY OF LAREDO**  
**CONSOLIDATED BUDGET**  
**FY 2009-2010**

FUND	Beginning Balance 10/01/09	Revenues Excluding Transfers	Transfers	Revenues Including Transfers	Total Available	Operating Expenditures & Transfers	Closing Balance 9/30/10
<b>GOVERNMENTAL FUNDS</b>							
<b>GENERAL FUND</b>	\$27,428,767	\$125,351,423	\$8,354,892	\$133,706,315	\$161,135,082	\$133,762,358	\$27,372,724
<b>SPECIAL REVENUE FUNDS</b>							
Community Development	-	3,730,405	-	3,730,405	3,730,405	3,730,405	-
American Recovery Reinvestment Act	-	7,864,740	-	7,864,740	7,864,740	7,864,740	-
Housing Rehab	36,886	70,000	-	70,000	106,886	106,886	-
Home Investment Partnership	-	1,409,588	-	1,409,588	1,409,588	1,409,588	-
Emergency Shelter Grants	-	159,838	-	159,838	159,838	159,838	-
Auto Theft Task Force	19,713	403,500	266,192	669,692	689,405	689,405	-
Financial Task Force	439,492	1,042,489	-	1,042,489	1,481,981	1,042,489	439,492
Health Fund	-	10,917,900	3,213,615	14,131,515	14,131,515	14,131,515	-
Special Police Program	15,447	1,157,052	587,699	1,744,751	1,760,198	1,760,198	-
Airport	30,936	5,726,931	-	5,726,931	5,757,867	5,515,231	242,636
Civic Center	-	338,300	480,607	818,907	818,907	818,907	-
Hotel-Motel Tax	363,495	2,578,836	-	2,578,836	2,942,331	2,942,331	-
Veteran's Field	-	35,000	29,966	64,966	64,966	64,966	-
Public Access Channel	-	30,674	409,747	440,421	440,421	440,421	-
PEG Fund	231,034	266,000	-	266,000	497,034	285,000	212,034
Mercado Management	138,769	120,645	-	120,645	259,414	119,703	139,711
Recreation Fund	120,273	134,364	-	134,364	254,637	208,717	45,920
Environmental Services	1,782,024	3,924,300	118,209	4,042,509	5,824,533	4,176,636	1,647,897
Stormwater Improvement	455,907	2,313,200	-	2,313,200	2,769,107	2,769,107	-
Convention & Visitor's Bureau	-	67,723	1,779,462	1,847,185	1,847,185	1,847,185	-
Parking Meters Fund	1,110,211	1,951,100	-	1,951,100	3,061,311	1,816,767	1,244,544
Hazardous Materials	54,852	286,900	-	286,900	341,752	341,752	-
Sports and Community Venue	19,886,116	6,599,646	-	6,599,646	26,485,762	4,656,279	21,829,483
Sports and Community Venue Debt Service	3,196,478	108,000	3,201,948	3,309,948	6,506,426	3,046,288	3,460,138
Laredo Entertainment Center	-	1,912,902	770,622	2,683,524	2,683,524	2,683,524	-
FAA Noise Abatement Lease Prg	403,071	1,094,671	-	1,094,671	1,497,742	1,301,109	196,633
911 Regional Communication	-	1,295,473	-	1,295,473	1,295,473	1,295,473	-
Keep Laredo Beautiful	-	5,000	100,000	105,000	105,000	105,000	-
Special Fire Grants	-	1,419,065	882,813	2,301,878	2,301,878	2,301,878	-
Police Trust Fund	1,609,198	806,000	-	806,000	2,415,198	1,540,015	875,183
<b>DEBT SERVICE FUNDS</b>							
Debt Service	6,078,102	13,123,102	23,381,184	36,504,286	42,582,388	36,753,601	5,828,787
<b>PERMANENT FUND</b>							
Canseco Endowment Fund	19,306	1,300	-	1,300	20,606	2,500	18,106
<b>CAPITAL PROJECTS FUNDS</b>							
Capital Improvements Fund	2,491,428	186,700	1,510,857	1,697,557	4,188,985	4,188,985	-
Airport Construction Fund	-	205,414	50,000	255,414	255,414	255,414	-
Capital Projects	56,147	2,052,700	-	2,052,700	2,108,847	2,108,847	-

**CITY OF LAREDO**  
**CONSOLIDATED BUDGET**  
**FY 2009-2010**

FUND	Beginning Balance 10/01/09	Revenues Excluding Transfers	Transfers	Revenues Including Transfers	Total Available	Operating Expenditures & Transfers	Closing Balance 9/30/10
<b>PROPRIETARY FUNDS</b>							
<b>ENTERPRISE FUNDS</b>							
Bridge System / Operating	\$1,796,911	\$41,357,273	-	\$41,357,273	\$43,154,184	\$41,337,239	\$1,816,945
Bridge Construction	471,104	30,605	-	30,605	501,709	30,605	471,104
Bridge System Debt Service	5,086,502	1,963,285	6,684,967	8,648,252	13,734,754	8,787,314	4,947,440
Bridge System El Portal Project	-	103,973	-	103,973	103,973	103,973	-
Bridge System 2008 Bond	-	55,080	-	55,080	55,080	55,080	-
Laredo Metro, Inc. & Transit System	2,331,058	16,165,024	5,095,319	21,260,343	23,591,401	21,793,535	1,797,866
Municipal Housing	868,746	2,106,169	-	2,106,169	2,974,915	2,083,194	891,721
Solid Waste Management	1,793,026	16,427,457	-	16,427,457	18,220,483	15,939,177	2,281,306
Water System / Operating	14,609,534	32,393,673	-	32,393,673	47,003,207	31,980,516	15,022,691
Water System Debt Service	4,853,589	110,000	2,586,853	2,696,853	7,550,442	3,340,339	4,210,103
Water Operational Construction	-	-	1,350,000	1,350,000	1,350,000	1,350,000	-
Water Availability	3,922,915	1,576,800	-	1,576,800	5,499,715	5,262,689	237,026
Water - Capital Projects	1,992,373	48,472,740	-	48,472,740	50,465,113	50,465,113	-
Sewer System / Operating	11,309,597	22,774,955	-	22,774,955	34,084,552	21,285,052	12,799,500
Sewer Operational Construction	-	-	1,000,000	1,000,000	1,000,000	1,000,000	-
Sewer System Debt Service	3,480,005	85,500	2,044,062	2,129,562	5,609,567	2,277,212	3,332,355
Sewer Bonds	2,215,801	335,000	-	335,000	2,550,801	2,550,801	-
<b>INTERNAL SERVICE FUNDS</b>							
Fleet Management	1,284,123	4,978,496	4,732,779	9,711,275	10,995,398	10,195,319	800,079
Risk Management	1,869,258	54,001	6,107,851	6,161,852	8,031,110	7,001,923	1,029,187
Information Technology and Support Services	46,809	5,500	2,918,919	2,924,419	2,971,228	2,971,228	-
Health and Benefits	(2,793,483)	5,701,849	12,607,404	18,309,253	15,515,770	19,201,121	(3,685,351)
<b>FIDUCIARY FUNDS</b>							
<b>PRIVATE-PURPOSE TRUST FUND</b>							
Friends of the Library	32,265	501,908	49,076	550,984	583,249	568,249	15,000
<b>AGENCY FUND</b>							
City Annuity	-	-	747,562	747,562	747,562	747,562	-
<b>TOTAL</b>	<b>\$121,137,785</b>	<b>\$393,890,169</b>	<b>\$91,062,605</b>	<b>\$484,952,774</b>	<b>\$606,090,559</b>	<b>\$496,570,299</b>	<b>\$109,520,260</b>
Revenue Excluding Transfers	\$393,890,169					Total Operating Expenditures	\$496,570,299
*Decrease in Fund Balance	\$11,617,525					Less Operating Transfers	\$91,062,605
Total Net Operating Budget	<u>\$405,507,694</u>						<u>\$405,507,694</u>

\*Includes Capital Projects

## Summary of Fund Balances Changes

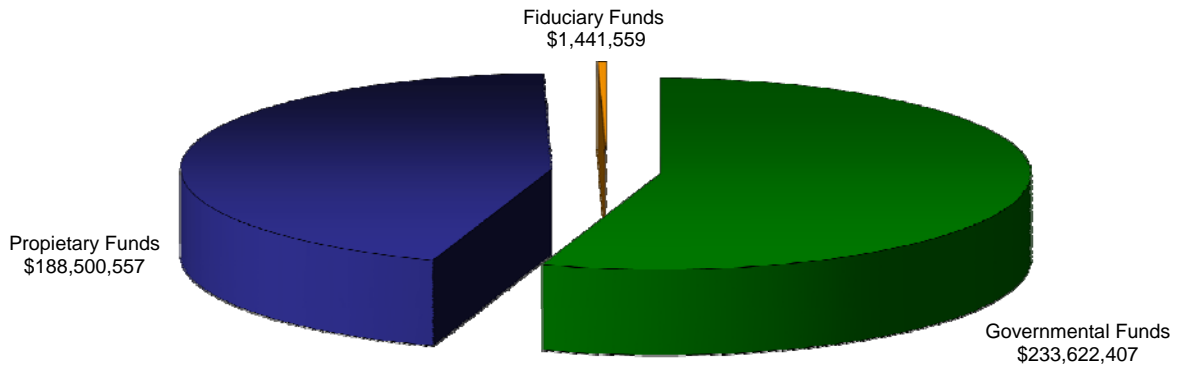
The table below is a summary of operating funds with an increase or decrease of 10% or more in its' ending balance for FY 2010. Capital project and grant funds are not included since funds represent bond proceeds or funds designated for specific projects.

FUND	Beginning Balance	Closing Balance	Variance	% Change	Observation
Airport	\$ 30,936	\$ 242,636	\$ 211,700	684.3%	Program income from the rental of properties acquired under the FAR Part 150 Noise Program can now be used for any airport operations. Monies were used to cover current fund deficit.
Health and Benefits	\$ (2,793,483)	\$ (3,685,351)	\$ (891,868)	-31.9%	Decrease in fund balance is mainly due to the increasing health care cost. A six year plan has being implemented in which contributions will be increase by 10% for each year and some benefit changes have been adopted to decrease the 2010 deficit and bring it to a zero fund balance by 2015.
Solid Waste Management	\$ 1,793,026	\$ 2,281,306	\$ 488,280	27.2%	Creek cleaning division was transferred to the Environmental Services Department and the debt service for both sanitation and landfill decreased for FY2010.
Sewer System / Operating	\$ 11,309,597	\$ 12,799,500	\$ 1,489,903	13.2%	Increase in fund balance is due to approved rate increase.
Parking Meters Fund	\$ 1,110,211	\$ 1,244,544	\$ 134,333	12.1%	Increase in fund balance is due to an estimated increase on parking tickets revenues
Water System Debt Service	\$ 4,853,589	\$ 4,210,103	\$ (643,486)	-13.3%	Decrease in fund balance is due to the Interest and redemption calculations on principal payments requirements being less for FY2010.
Laredo Metro, Inc & Transit System	\$ 2,331,058	\$ 1,797,866	\$ (533,192)	-22.9%	Additional appropriations is to offset the reduction in revenues from sales tax, and to cover estimated operational increases such as salaries and maintenance.
Fleet Management	\$ 1,284,123	\$ 800,079	\$ (484,044)	-37.7%	Start-up monies for renewal and replacement for vehicles/heavy equipment was put aside for FY2010 and purchase of capital outlay was approved.
Risk Management	\$ 1,869,258	\$ 1,029,187	\$ (840,071)	-44.9%	Additional appropriations are to cover estimated expenses for increase in insurance premiums due to added coverage and an increase in vehicles and equipment.
Police Trust Fund	\$ 1,609,198	\$ 875,183	\$ (734,015)	-45.6%	No fund balance requirements. Ending balance equals proposed revenues.
FAA Noise Abatement Lease Program	\$ 403,071	\$ 196,633	\$ (206,438)	-51.2%	No fund balance requirements. Decrease is due to funds now being allowed to be used for Airport Operations.
Friends of the Library	\$ 32,265	\$ 15,000	\$ (17,265)	-53.5%	Friends of the Library a Private Purpose Fund, appropriations are based on fund availability for the upcoming year.
Recreation Fund	\$ 120,273	\$ 45,920	\$ (74,353)	-61.8%	Decrease in fund balance is caused by the acquisition of equipment, repairs and renovations for recreation centers.
Water Availability	\$ 3,922,915	\$ 237,026	\$ (3,685,889)	-94.0%	Decrease due to additional appropriations for purchase of water rights.
Housing Rehab	\$ 36,886	\$ -	\$ (36,886)	-100.0%	Loan reimbursement is estimated based on current inventory of outstanding loans. For FY2010 the adopted budget is estimated \$60,000 less than last year's budget.
Autotheft Task Force	\$ 19,713	\$ -	\$ (19,713)	-100.0%	Autotheft Task Force Fund accounts for grant and match proceeds only. No fund balance is required.
Special Police Program	\$ 15,447	\$ -	\$ (15,447)	-100.0%	Special Police Program Fund accounts for grant and match proceeds only. No fund balance is required.
Hotel Motel Tax	\$ 363,495	\$ -	\$ (363,495)	-100.0%	Decrease in fund balance is due to the hotel/motel tax revenues budgeted at 7% less than the FY2009 estimates.
Stormwater Improvement	\$ 455,907	\$ -	\$ (455,907)	-100.0%	Stormwater Improvement Fund accounts for proceeds from storm water fees. Used strictly for storm water improvements. No fund balance requirements.
Hazardous Materials	\$ 54,852	\$ -	\$ (54,852)	-100.0%	No fund balance is required. Additional funding available is transferred to Environmental Services Fund.
Information Technology	\$ 46,809	\$ -	\$ (46,809)	-100.0%	Additional appropriations for next fiscal year is going to be used to establish a renewal and replacement reserve for maintenance and equipment.

**Annual Budget FY 2008-2009  
Combined Budget Summary of Major and Non Major Funds by Fund Type**

	Governmental Funds			Proprietary Funds		
	General Fund	Debt Service	Non Major Governmental Funds	Transit System Fund	Bridge System Fund	Solid Waste Fund
<b>Revenues</b>						
Taxes	\$ 81,209,326	12,701,778	10,107,384	11,866,484	-	-
Licenses and Permits	6,646,401	-	600,908	-	-	-
Intergovernmental	514,422	-	20,417,220	5,395,258	-	-
Franchise Fees	7,005,906	-	-	-	-	-
Charges for Service	33,283,078	-	4,691,886	3,303,263	46,564,504	16,556,302
Fines and Forfeits	2,694,113	-	623,000	-	-	-
Fees and Collections	1,543,276	-	2,999,037	66,594	-	-
Rents, Royalties & Interest	1,701,542	314,700	7,473,746	855,862	2,595,663	504,453
Reimbursements and Miscellaneous	-	-	-	-	-	-
Miscellaneous	367,768	87,461	3,030,331	19,095	1,985	140,398
Other Financing Sources	2,083,950	20,143,223	13,381,951	-	6,061,955	-
<b>Total</b>	<b>\$ 137,049,782</b>	<b>\$ 33,247,162</b>	<b>\$ 63,325,463</b>	<b>\$ 21,506,556</b>	<b>\$ 55,224,107</b>	<b>\$ 17,201,153</b>
<b>Expenditures</b>						
General Government	\$ 18,278,502	-	1,280,011	-	-	-
Public Safety	90,129,002	-	10,978,134	-	-	-
Public Works	5,511,089	-	3,548,131	-	-	17,526,567
Health and Welfare	1,020,602	-	21,988,597	-	-	-
Cultural and Recreational	12,027,235	-	5,997,747	-	-	-
Debt Service	-	32,641,389	-	-	8,322,360	-
Transportation	-	-	4,600,008	21,708,222	37,544,579	-
Other Financing Uses	10,146,307	-	12,414,288	1,244,536	9,901,545	1,290,539
<b>Total</b>	<b>\$ 137,112,737</b>	<b>\$ 32,641,389</b>	<b>\$ 60,806,916</b>	<b>\$ 22,952,758</b>	<b>\$ 55,768,484</b>	<b>\$ 18,817,106</b>
<b>Excess (Deficiency) of</b>						
<b>Revenues over Expenditures</b>	<b>\$ (62,955)</b>	<b>\$ 605,773</b>	<b>\$ 2,518,547</b>	<b>\$ (1,446,202)</b>	<b>\$ (544,377)</b>	<b>\$ (1,615,953)</b>
<b>Fund Balances - Beginning</b>	<b>\$ 23,973,884</b>	<b>\$ 6,799,222</b>	<b>\$ 28,484,502</b>	<b>\$ 1,857,484</b>	<b>\$ 8,264,602</b>	<b>\$ 3,346,662</b>
<b>Ending</b>	<b>\$ 23,910,929</b>	<b>\$ 7,404,995</b>	<b>\$ 31,003,049</b>	<b>\$ 411,282</b>	<b>\$ 7,720,225</b>	<b>\$ 1,730,709</b>

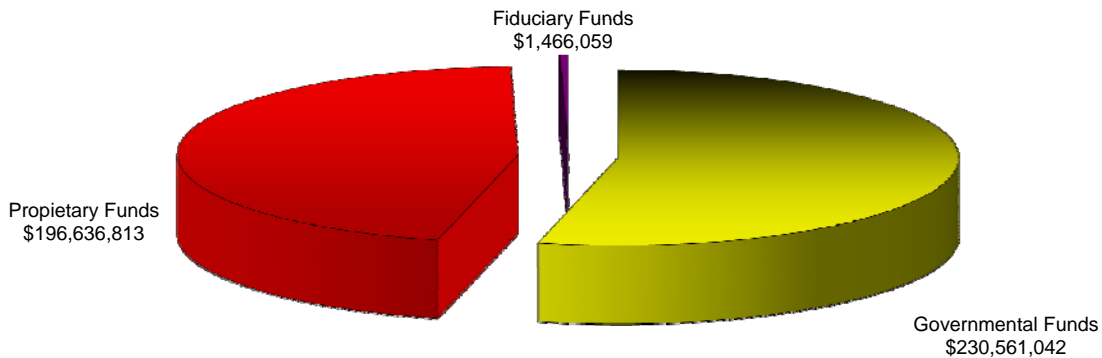
**REVENUES  
\$423,564,523**



**Annual Budget FY 2008-2009  
Combined Budget Summary of Major and Non Major Funds by Fund Type**

	Proprietary Funds			Fiduciary Funds	FY 2008-2009 Totals
	Waterworks System Fund	Sewer System Fund	Non Major Proprietary Funds	Non Major Fiduciary Funds	
<b>Revenues</b>					
Taxes	-	-	-	-	\$ 115,884,972
Licenses and Permits	1,938	-	-	-	7,249,247
Intergovernmental	-	-	-	615,500	26,942,400
Franchise Fees	-	-	-	-	7,005,906
Charges for Service	30,771,387	17,063,283	17,380,946	1,500	169,616,149
Fines and Forfeits	-	-	-	-	3,317,113
Fees and Collections	125,000	246,383	24,000	-	5,004,290
Rents, Royalties & Interest	1,095,815	586,800	1,366,623	2,100	16,497,304
Reimbursements and Miscellaneous	1,227,097	-	762,346	762,459	6,398,940
Other Financing Sources	5,247,317	2,628,848	16,040,958	60,000	65,648,202
<b>Total</b>	<b>\$ 38,468,554</b>	<b>\$ 20,525,314</b>	<b>\$ 35,574,873</b>	<b>\$ 1,441,559</b>	<b>\$ 423,564,523</b>
<b>Expenditures</b>					
General Government	-	-	25,244,189	757,459	\$ 45,560,161
Public Safety	-	-	-	-	101,107,136
Public Works	27,636,345	11,654,923	10,496,908	-	76,373,963
Health and Welfare	-	-	1,374,309	-	24,383,508
Cultural and Recreational	-	-	-	708,600	18,733,582
Debt Service	3,311,197	8,740,378	-	-	53,015,324
Transportation	-	-	-	-	63,852,809
Other Financing Uses	10,640,216	-	-	-	45,637,431
<b>Total</b>	<b>\$ 41,587,758</b>	<b>\$ 20,395,301</b>	<b>\$ 37,115,406</b>	<b>\$ 1,466,059</b>	<b>\$ 428,663,914</b>
<b>Excess (Deficiency) of</b>					
<b>Revenues over Expenditures</b>	<b>\$ (3,119,204)</b>	<b>\$ 130,013</b>	<b>\$ (1,540,533)</b>	<b>\$ (24,500)</b>	<b>\$ (5,099,391)</b>
<b>Fund Balances - Beginning</b>	<b>\$ 13,940,229</b>	<b>\$ 10,040,915</b>	<b>\$ 4,545,043</b>	<b>\$ 39,529</b>	<b>\$ 101,292,072</b>
<b>Ending</b>	<b>\$ 10,821,025</b>	<b>\$ 10,170,928</b>	<b>\$ 3,004,510</b>	<b>\$ 15,029</b>	<b>\$ 96,192,681</b>

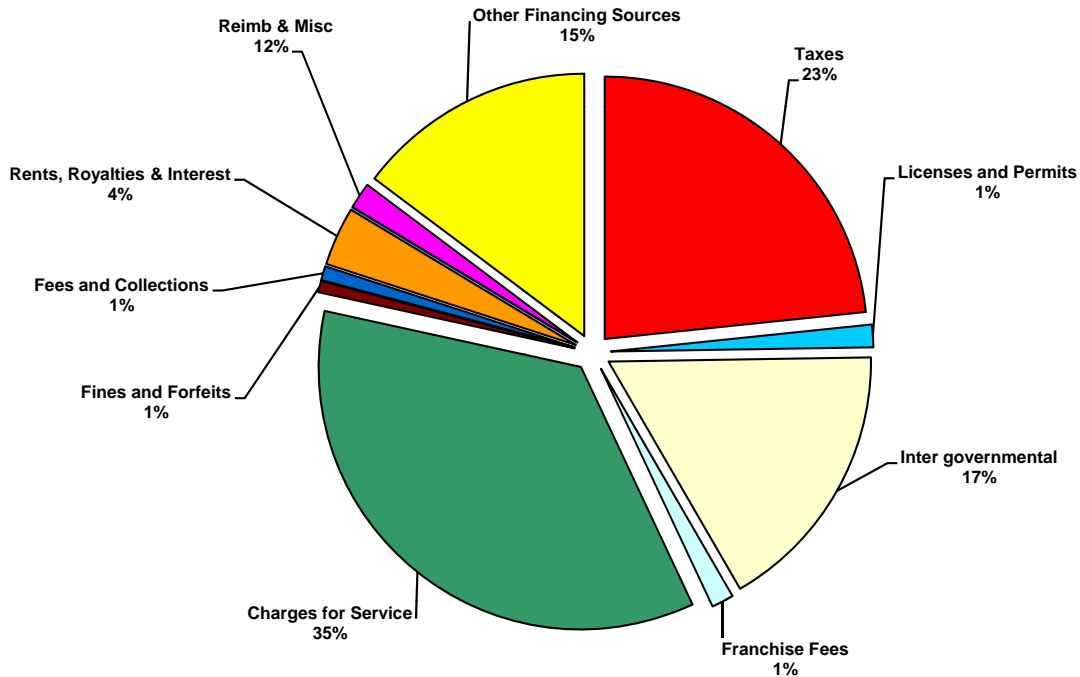
**EXPENDITURES  
\$428,663,914**



**CITY OF LAREDO, TEXAS  
CONSOLIDATED  
FY 2009-2010**

DESCRIPTION	ACTUAL FY 06-07	ACTUAL FY 07-08	ORIGINAL BUDGET FY 08-09	AMENDED BUDGET FY 08-09	TOTAL ESTIMATE FY 08-09	BUDGET FY 09-10
<b>REVENUES</b>						
Taxes	101,821,072	108,442,764	115,457,818	115,824,367	111,875,173	113,257,980
Licenses and Permits	6,739,111	6,031,358	7,249,247	7,249,247	6,056,804	6,739,229
Intergovernmental	38,558,500	36,070,254	27,591,591	55,723,206	86,467,590	81,976,065
Franchise Fees	6,506,015	6,793,268	7,005,906	7,005,906	6,548,076	6,618,978
Charges for Service	140,070,556	158,958,315	169,659,020	171,506,678	160,298,648	171,741,231
Fines and Forfeits	3,147,558	3,646,733	3,317,113	3,317,113	3,249,266	3,394,604
Fees and Collections	4,660,992	4,106,086	4,287,576	4,331,598	4,152,965	4,229,261
Rents, Royalties & Interest	24,838,339	22,046,518	16,272,358	21,613,618	18,624,281	17,577,018
Reimbursements and Miscellaneous	10,765,022	8,341,680	7,766,248	12,493,123	9,385,136	7,853,159
Other Financing Sources	139,638,479	142,343,894	65,675,394	118,287,963	115,850,717	71,565,249
<b>TOTAL REVENUES</b>	<b>476,745,644</b>	<b>496,780,870</b>	<b>424,282,271</b>	<b>517,352,819</b>	<b>522,508,656</b>	<b>484,952,774</b>

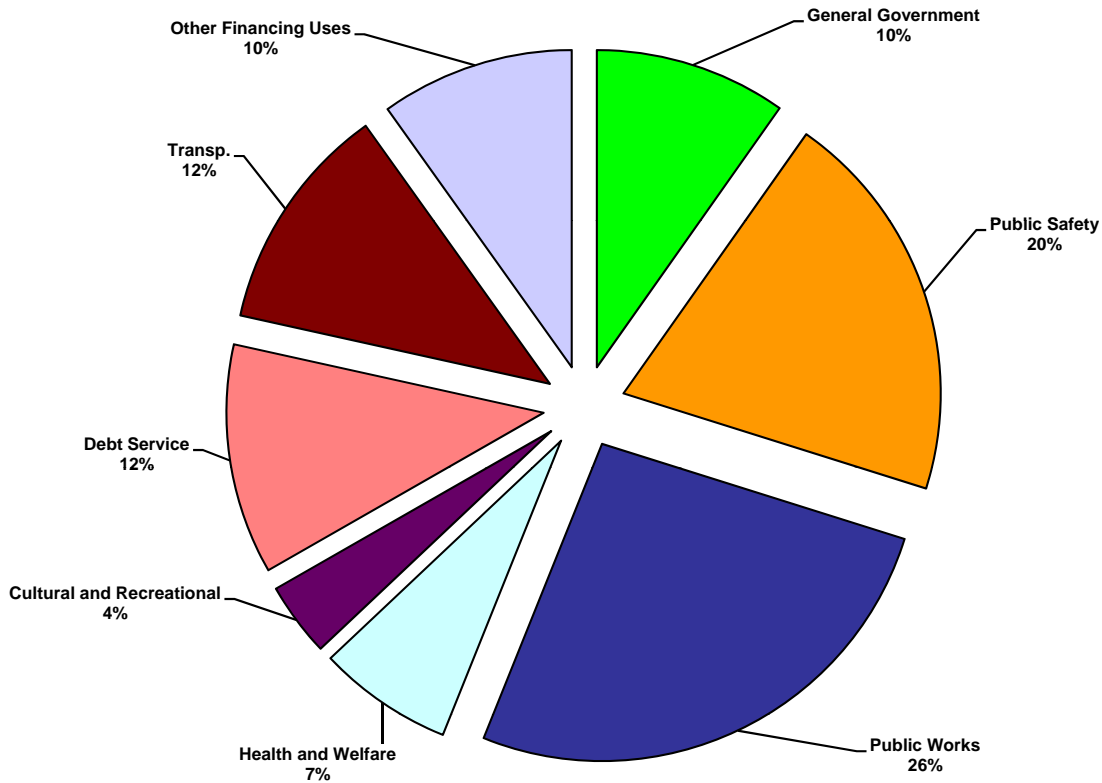
**Revenues FY09-10**



**CITY OF LAREDO, TEXAS**  
**CONSOLIDATED**  
**FY 2009-2010**

DESCRIPTION	ACTUAL FY 06-07	ACTUAL FY 07-08	ORIGINAL BUDGET FY 08-09	AMENDED BUDGET FY 08-09	TOTAL ESTIMATE FY 08-09	BUDGET FY 09-10
<b>EXPENDITURES</b>						
General Government	39,087,046	41,879,100	45,560,161	46,894,862	47,182,057	48,553,117
Public Safety	87,406,202	94,530,095	101,425,071	106,758,389	114,666,159	99,656,629
Public Works	105,907,170	94,379,633	78,456,963	182,960,061	222,702,860	130,307,187
Health and Welfare	16,519,331	21,755,766	24,383,508	26,850,434	26,277,381	34,159,229
Cultural and Recreational	20,175,429	15,560,478	18,733,582	32,120,802	26,063,549	18,683,461
Debt Service	34,398,526	47,692,846	53,015,324	53,015,324	54,023,447	58,270,599
Transportation	70,522,885	68,056,669	63,852,809	86,076,469	88,068,443	57,946,276
Other Financing Uses	41,212,271	97,361,764	43,954,431	59,809,886	91,090,829	48,993,801
<b>TOTAL EXPENDITURES</b>	<b>415,228,860</b>	<b>481,216,351</b>	<b>429,381,849</b>	<b>594,486,227</b>	<b>670,074,725</b>	<b>496,570,299</b>

**Expenditures FY09-10**



City of Laredo  
Analysis of Property Tax Levy & Collections

	<b>Actual FY 2006-07</b>	<b>Actual FY 2007-08</b>	<b>Budget FY 2008-09</b>	<b>Estimate FY 2008-09</b>	<b>Adopted FY 2009-10</b>
Total Taxable Value	\$8,422,155,730	\$9,372,647,253	\$10,403,437,850	\$10,319,528,100	\$10,596,773,150
Supplements/(Cancellations)	(612,716)	(26,344,427)	-	(43,674,097)	-
Adjusted ARB Value	-	-	(58,394,508)	-	-
Revised Value	8,421,543,014	9,346,302,826	10,345,043,342	10,275,854,003	10,596,773,150
Tax Rate	0.637000	0.637000	0.637000	0.637000	0.637000
<b>Levy before Adjustments</b>	<b>53,645,229</b>	<b>59,535,949</b>	<b>65,897,926</b>	<b>65,457,190</b>	<b>67,501,445</b>
Less Tax Freeze (65+)	-	-	(516,806)	-	(574,518)
<b>Total Levy Billed</b>	<b>53,645,229</b>	<b>59,535,949</b>	<b>65,381,120</b>	<b>65,457,190</b>	<b>66,926,927</b>
Less Delinquency	1,620,331	1,753,271	1,961,434	2,779,637	2,677,077
Total Current Collection	52,024,898	57,782,678	63,419,686	62,677,553	64,249,850
Prior Year Taxes	1,703,649	1,677,549	1,785,206	1,924,646	1,981,680
Penalty & Interest Collected	1,258,390	1,370,778	1,181,159	1,227,561	1,239,836
<b>Total Revenue</b>	<b>54,986,937</b>	<b>60,831,005</b>	<b>66,386,051</b>	<b>65,829,760</b>	<b>67,471,366</b>
<b>Tax Rate</b>					
General Fund	0.513745	0.511426	0.513007	0.512737	0.512912
Debt Service	0.123255	0.125574	0.123993	0.124263	0.124088
Total Tax Rate	0.637000	0.637000	0.637000	0.637000	0.637000
<b>Distribution of Collections</b>					
General Fund P & I	1,258,390	1,370,778	1,181,159	1,227,561	1,239,836
General Fund - Current Taxes	41,958,391	46,391,890	51,074,950	50,451,697	51,727,617
General Fund - Prior Yr. Taxes	1,345,414	1,339,905	1,428,165	1,544,799	1,591,288
Total General Fund	44,562,195	49,102,573	53,684,274	53,224,057	54,558,741
Debt Service - Current Taxes	10,066,507	11,390,788	12,344,737	12,225,856	12,520,318
Debt Service - Prior Yr. Taxes	358,235	337,644	357,041	379,847	390,392
Total Debt Service	10,424,742	11,728,432	12,701,778	12,605,703	12,910,710
<b>Total Distribution</b>	<b>54,986,937</b>	<b>60,831,005</b>	<b>66,386,052</b>	<b>65,829,760</b>	<b>67,469,451</b>
Total Tax Receivables	4,471,128	4,737,798	5,636,956	5,592,789	6,862,704
Collection Ratio on Adjusted Levy	96.98%	97.06%	97.00%	95.75%	96.00%
Ratio of Taxes Rec to Levy	8.33%	7.96%	8.62%	8.54%	10.25%
Ratio of Collections to Levy	100.16%	99.87%	99.73%	98.69%	98.96%
Collection Ratio on Original Levy	96.97%	96.78%	97.00%	95.35%	96.00%
% Change on Taxable Value	13.06%	11.29%	11.00%	22.53%	2.69%
% Change on Revised Value	13.32%	10.98%	10.69%	22.02%	3.12%
% Change on M & O Rate	0.34%	-0.45%	0.31%	-0.20%	0.03%
% Change on Debt Service Rate	-1.38%	1.88%	-1.26%	0.82%	-0.14%



**CITY OF LAREDO**  
**Full-Time Equivalent Position Summary**

Fund Name	Amended FY 06-07	Amended FY 07-08	Approved FY 08-09	Amended FY 08-09	Approved FY 09-10
<b>GOVERNMENTAL FUNDS</b>					
<b>GENERAL FUND</b>	1335.62	1407.53	1449.53	1449.53	1453.53
<b>SPECIAL REVENUE FUNDS</b>					
Airport	43	37	37	37	40
Auto Task Force	5	5	5	5	5
Civic Center	11.1	11	11	11	12
Community Development	20.75	19.5	19.5	19.5	19.5
Conventions & Visitors Bureau	10.5	11	12	12	12
Environmental Services	18	19	17	17	41
Financial Task Force	4	4	4	4	4
Hazardous Materials	3	3	3	3	3
Health	216.88	218.55	217.88	223.88	218.88
Home Investment	2.5	3	3	3	3
Housing Rehabilitation	1	1	1	1	1
Keep Laredo Beautiful	1	1	1	1	1
Mercado Management	0	0	0	0	0
Noise Abatement Lease Program	4	5	5	5	7
Parking Meters	27.75	27	27	27	27
Public Access Center	8.75	7	7	7	7
911 Regional Communications	5	5	5	5	5
Special Fire Grant	0	15	15	15	15
Special Police	38	11	10	10	5
<b>CAPITAL PROJECTS FUNDS</b>					
2003 CO Bond Issue	16	16	0	0	0
2007 CO Bond Issue	29	29	0	0	0
2008 CO Bond Issue	0	0	45	45	45
<b>ENTERPRISE FUNDS</b>					
Bridge	212	212	218	218	207
Municipal Housing Corporation	11.25	11	11	11	11
Sewer System	69	69	69	69	72
Solid Waste	169	168	168	168	132
Waterworks	179	184	179	179	182
*El Metro	173.87	170.31	174.7	174.7	174.7
*Transit	5.44	9	10	10	10
<b>INTERNAL SERVICE FUNDS</b>					
Fleet Management	44	44	44	44	44
Health & Benefits	1.75	0	1	1	1
Information Technology	15	17	17	17	17
Risk Management	12.75	12	13	13	13
<b>TOTAL</b>	<b>2,693.91</b>	<b>2,751.89</b>	<b>2,799.61</b>	<b>2,805.61</b>	<b>2,788.61</b>

\* Transit & El Metro are non-profit organizations and are not departments of the City  
Note: FTE detail found under supplemental section.

**City of Laredo**  
**Personnel Position Summary By Fund**  
**FY 2009-2010**

General Fund	Budgeted Positions	Budgeted Amount *
Building Development Services	48	\$ 1,702,389
City Attorney	9	\$ 690,374
City Manager	20	\$ 1,125,681
City Secretary	5	\$ 241,052
Community Development (C.D.)	10	\$ 258,922
Engineering	34	\$ 1,262,489
Engineering - Public Works	73	\$ 2,129,524
Financial Services	38	\$ 1,649,583
Fire	351	\$ 24,287,599
Human Resources	31	\$ 511,921
IST - 311 Program	8	\$ 229,697
Mayor & City Council	8	\$ 132,000
Municipal Court	23	\$ 761,439
Parks & Leisure Services	271	\$ 4,630,343
Planning & Zoning	16	\$ 569,836
Police	525	\$ 30,648,899
Tax	17	\$ 635,273
Transportation - Traffic	30	\$ 939,990
<b>General Fund Total</b>	<b>1,517</b>	<b>\$ 72,407,010</b>
<b>Other Funds</b>		
C.D. - Home Investment Partnership	3	\$ 84,818
C.D. - Housing Rehabilitation	1	\$ 27,102
C.D. - Municipal Housing	12	\$ 382,344
Community Development (C.D.)	22	\$ 762,728
Convention & Visitors Bureau	12	\$ 333,304
Engineering - Fleet	44	\$ 1,435,469
Engineering - Solid Waste Services	168	\$ 4,515,428
Environmental Services	16	\$ 648,833
Environmental Services - Hazardous Material	3	\$ 107,327
Environmental Services - Keep Laredo Beautiful	1	\$ 49,337
Fire / State Emergency Administration	15	\$ 862,764
Health	82	\$ 2,385,707
Health Grants	165	\$ 4,400,726
Human Resources - Health & Benefits	5	\$ 157,731
Human Resources - Risk Management	15	\$ 573,344
IST - 911 Program	6	\$ 222,118
IST - Information Technology	17	\$ 862,222
IST - Public Access Channel	8	\$ 236,950
Parks & Leisure Services - Civic Center	12	\$ 278,768
Police - Auto Theft Protection Grant	5	\$ 359,078
Police - Financial Task Force Grant	4	\$ 252,538
Police - Special Police Grant	5	\$ 268,549
Transportation - Airport	41	\$ 1,473,449
Transportation - Bridge	204	\$ 5,233,204
Transportation - Noise Abatement Lease Program	7	\$ 146,370
Transportation - Parking Meters	29	\$ 793,955
Utilities - Sewer	72	\$ 2,020,086
Utilities - Water	159	\$ 5,125,735
<b>Other Funds Total</b>	<b>1,133</b>	<b>\$ 33,999,980</b>
<b>All Funds Total</b>	<b>2,650</b>	<b>\$ 106,406,989</b>
* The budgeted amount consists of regular wages only. Benefits are not included.		

**CITY OF LAREDO**  
**CAPITAL OUTLAY LISTING BY DEPARTMENT**  
**FY 2009-2010**

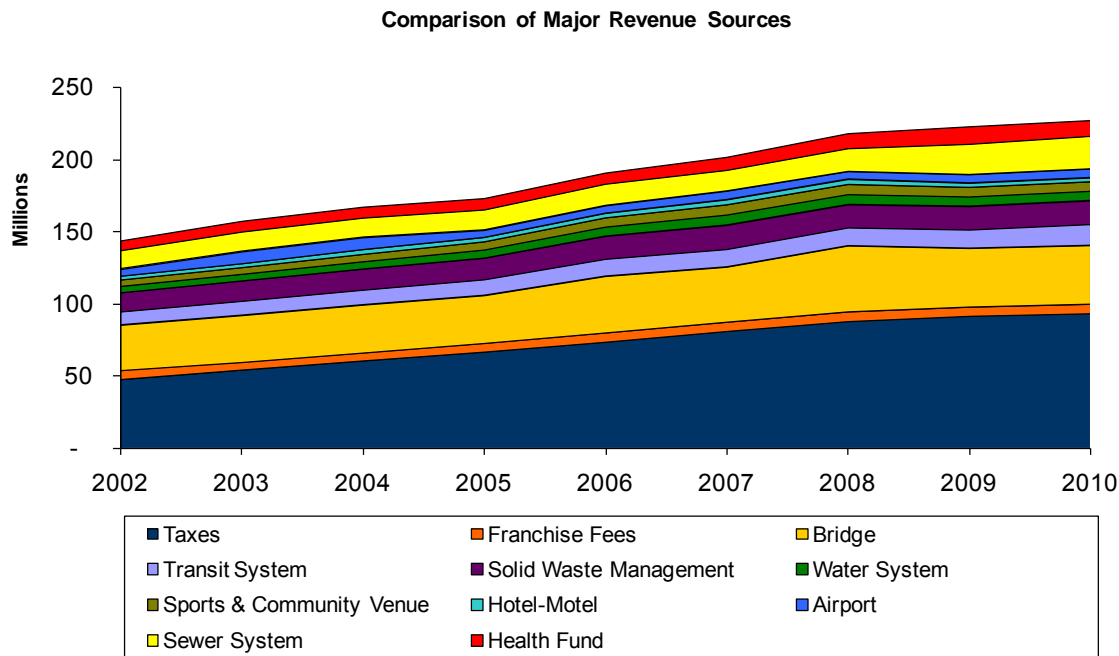
<b>DEPARTMENT/DIVISION</b>	<b>DESCRIPTION</b>	<b>AMOUNT</b>
<b>COMMUNITY DEVELOPMENT</b>		
Noise Abatement Lease Prog.	Automotive	
	One (1) Short Bed Pick-Up Truck	16,500
	<b>COMMUNITY DEVELOPMENT TOTAL</b>	<b>16,500</b>
<b>ENGINEERING</b>		
<b>Fleet</b>		
Maintenance	Automotive	
	Replacement of Warehouse Unit	19,000
	Replacement of Service Unit	19,000
	Replacement of Service Truck	110,000
	Machinery & Equipment	
	Tire Mounting Machine	5,300
	Tire Balancing Machine	5,500
	Ford Diesel Scanner	7,000
	<b>ENGINEERING TOTAL</b>	<b>165,800</b>
<b>ENVIRONMENTAL SERVICES</b>		
Stormwater	Storm Drainage	
	Repair Outfalls/Storm Drainage	75,000
	Automotive	
	Replace 1999 Env. Tech Van	22,000
	<b>ENVIRONMENTAL SERVICES TOTAL</b>	<b>97,000</b>
<b>INFORMATION SERVICES &amp; TELECOMMUNICATIONS</b>		
Network Services	Computer Software	
	San Software Upgrade	15,000
	Domain Migration Software	25,000
	Computer Hardware	
	Server for Exchange Upgrade to 2007	7,000
	Upgrade & Consolidation of 3 Existing Servers	7,000
	ISCI Server for Virtualization Redundancy Encl.	18,000
	Storage Server with 6TB	9,500

**CITY OF LAREDO**  
**CAPITAL OUTLAY LISTING BY DEPARTMENT**  
**FY 2009-2010**

<b>DEPARTMENT/DIVISION</b>	<b>DESCRIPTION</b>	<b>AMOUNT</b>
PEG Funds	Machinery & Equipment	
	Construct Communication Lines	20,000
	Upgrade Major I-Net Sites	60,000
	Upgrade IP Based Voice Mail System	30,000
	Upgrade Transmission & Master Control Room,	100,000
	Additional Component Purchases	75,000
	<b>INFORMATION SERVICES &amp;</b>	
	<b>TELECOMMUNICATIONS TOTAL</b>	<b>366,500</b>
<b>PARKS &amp; LEISURE SERVICES</b>		
Civic Center	Machinery & Equipment	
	800 lb. Electric Scissor Lift	13,000
	<b>PARKS &amp; LEISURE SERVICES TOTAL</b>	<b>13,000</b>
<b>TRANSPORTATION</b>		
<b>Airport</b>		
Ground Maintenance	Automotive	
	John Deere Riding Mower	19,000
Airport Police	Automotive	
	Two (2) Patrol Unit Vehicles	50,000
	<b>Airport Total</b>	<b>69,000</b>
<b>Traffic</b>		
Parking Meters	Automotive	
	One (1) Replacement Automobile	18,000
	<b>Traffic Total</b>	<b>18,000</b>
	<b>TRANSPORTATION TOTAL</b>	<b>87,000</b>
	<b>CAPITAL OUTLAY APPROPRIATED</b>	
	<b>FROM OPERATIONS FOR FY 2010</b>	<b>745,800</b>

## Major Funding Changes

The revenue sources depicted in the graph below account for \$252,796,387, or 75%, of the City's total operating revenues (exclude bond proceeds and inter-fund transfers/charges).



### GENERAL FUND

#### Revenues

The adopted budget for FY 09-10 reflects an increase in revenue over the FY 08-09 estimate of \$3,187,165, or 2.5%, excluding non-recurring sources. Some of the major revenue highlights for General Fund consist of the following:

#### Taxes

*Property Taxes* – The adopted budget for FY 09-10 includes a tax levy of \$66,926,927, inclusive of a tax freeze for persons 65 years and older. The property tax rate is \$0.637 and has remained unchanged over the past six years. This rate includes \$0.512912 for maintenance and operations and \$0.124088 for interest and debt service. The FY 09-10 budget includes a proposed collection rate of 96%, which will generate \$51,727,617 in

tax revenue for the General Fund, constituting an increase of \$1,275,920, or a 2.5% over estimated collections for FY 08-09.

The FY 09-10 adopted budget also includes \$1,591,288 in revenues from prior year taxes, an equivalent of 2.4% of the tax levy, and penalty and interest collections of \$1,239,836. The City charges a 15% collection fee, which is projected at \$527,083 for FY 09-10. The City contracts with a local law firm for the collection of delinquent taxes.

*Sales Tax* - The FY 09-10 adopted budget includes an increment in sales tax revenue by \$158,243, or 0.6 %, compared to the estimate for FY 08-09. This followed a decline of \$1,732,844, or 6.5%, in FY 08-09 estimated sales tax revenue versus the original budget for FY 08-09.

#### Licenses and Permits

The FY 09-10 adopted budget reflected proposed licenses and permits of \$6,136,439, for a \$667,478, or 12.2%, increase over the estimate for FY 08-09. This increment is partly due to a revision in amusement device annual permit fees that were raised by \$100. It is presumed that this will yield revenue of \$1,250,000 (based on 5,000 machines).

#### Franchise Fees

The FY 09-10 adopted budget encompasses higher franchise fees of \$70,902, or 1.1%, over the estimate for FY08-09. The improvement may largely be attributed to cable system franchise fees that grew by \$51,736. This was preceded by a decline \$245,192, or 3.6%, for the estimate in FY 08-09 over actual revenue realized in FY 07-08.

#### Charges for Service

An administrative charge is assessed to the following departments: Airport, Fleet Management, Mercado Management, Bridge, Civic Center, Municipal Housing, Water Works, Sewer System, Parking Meters, Information and Technology Services, Recreation, Veterans Solid Waste Management, Environmental Services, Haz-Mat, and Risk Management. This reflects an allocation of General Fund overhead (City Council, City Manager, City Attorney, Internal Audit, Real Estate, Public Information Office, City Secretary, Financial Services and Human Resources) on a pro rata basis, based on the respective fund's actual revenues incurred for FY 07-08. For FY 09-10, these fees comprise an increase of 3.5% of the assessment for FY 08-09.

*Bridge Additional Transfer* - A transfer from Bridge was included in the FY 09-10 adopted budget for \$20,255,314, representing an increase of \$527,069, or 2.7%, over last year's estimate. The FY 08-09 estimate reflected a decrease of \$3,024,532, or 13.3%, from the FY 08-09 original budget. The transfer from the Bridge Fund, which is in accordance with a resolution adopted by Council, is calculated as follows:

**Bridge Flow of Funds**

1	Gross Revenues
--2	<u>Current Expenses</u>
	Net Revenues
	Net Revenues
--	Debt Service On Senior Lien Debt
--	Transfer To Reserve Fund*
--	<u>Transfer To Contingency Fund*</u>
	Surplus Funds
	Surplus Funds
--	Debt Service On State Infrastructure Bank (SIB) Loan
--	Transfer To General Fund At 50% Of Bridge Toll Receipts
--	Amount Required To Establish Fund Balance At 15% of Operating Expenses
--	<u>Transfer to Capital Improvements Fund</u>
---	0---
1	Gross revenues include all revenues, income, tolls, rentals, rates, fees, and charges of every nature derived from operations of the bridge system.
2	Current expenses include all necessary, current operating and maintenance expenses and charges, including the expenses of reasonable upkeep and repairs, premiums, charges for insurance, and all other current expenses and charges incident to the operation and maintenance of the system actually incurred, to exclude depreciation.
*	As required by the bond covenants.

Fines and Forfeits, Fees and Collections, Rents, Royalties and Interest, Reimbursement and Miscellaneous and Other Financing Sources

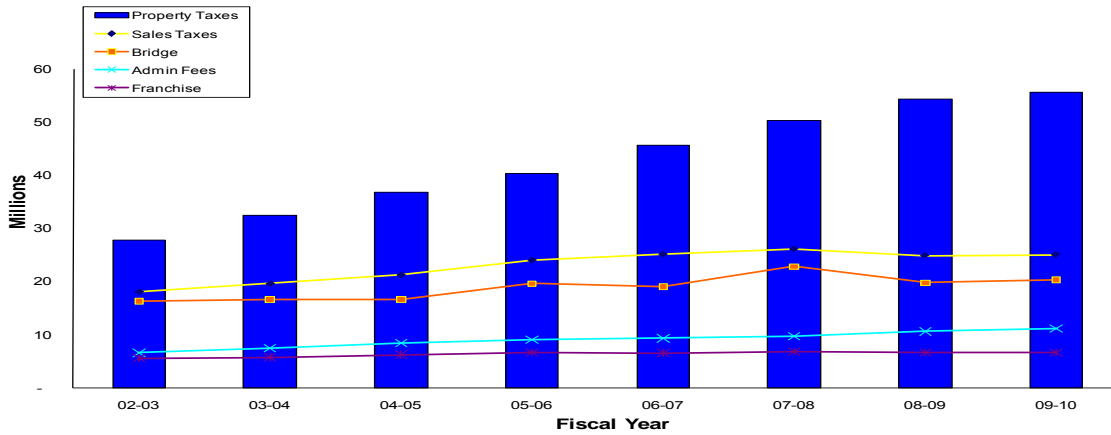
No significant changes are proposed for Fines and Forfeits, Fees and Collections nor Reimbursements and Miscellaneous sources of income for FY 09-10.

Transfers

The FY 09-10 adopted budget includes transfers from the following funds: \$22,743 from the Hotel-Motel Fund for City promotions; \$2,500,000 from the Capital Improvements Fund for streets improvements; \$100,000 from the Recreation Fund for improvements to the recreation centers; and a transfer for \$350,000 from the Police Trust Fund for Overtime and Training, associated with seizures incurred during the Fiscal Year, contingent upon approval from the U.S. Department of Justice.

The graph below illustrates trends in the major sources of revenue for General Fund over an eight (8) year period.

### General Fund Major Revenue Trends



(in millions)	02-03	03-04	04-05	05-06	06-07	07-08	08-09	09-10
<b>Property Taxes</b>	27.7	32.3	36.7	40.3	45.6	50.2	54.3	55.6
<b>Sales Taxes</b>	18.0	19.5	21.1	23.9	25.0	26.0	24.8	24.9
<b>Bridge Transfer</b>	16.2	16.5	16.5	19.5	19.0	22.8	19.7	20.2
<b>Admin Charges</b>	6.5	7.4	8.3	8.9	9.2	9.6	10.5	11.0
<b>Franchise Fees</b>	5.5	5.7	6.1	6.5	6.5	6.8	6.5	6.6

### Expenditures

The provision for General Fund expenditures reflected in the FY 09-10 adopted budget encompasses an increase over last year's estimate by \$4,422,683, or 3.57%, excluding transfers. General Fund expenditures consist of the following activities: General Government, Public Safety, Public Works, Health and Welfare, Cultural and Recreational, and Other Financing Uses. Expenditures associated with these activities are reflected on the graph on the subsequent page.

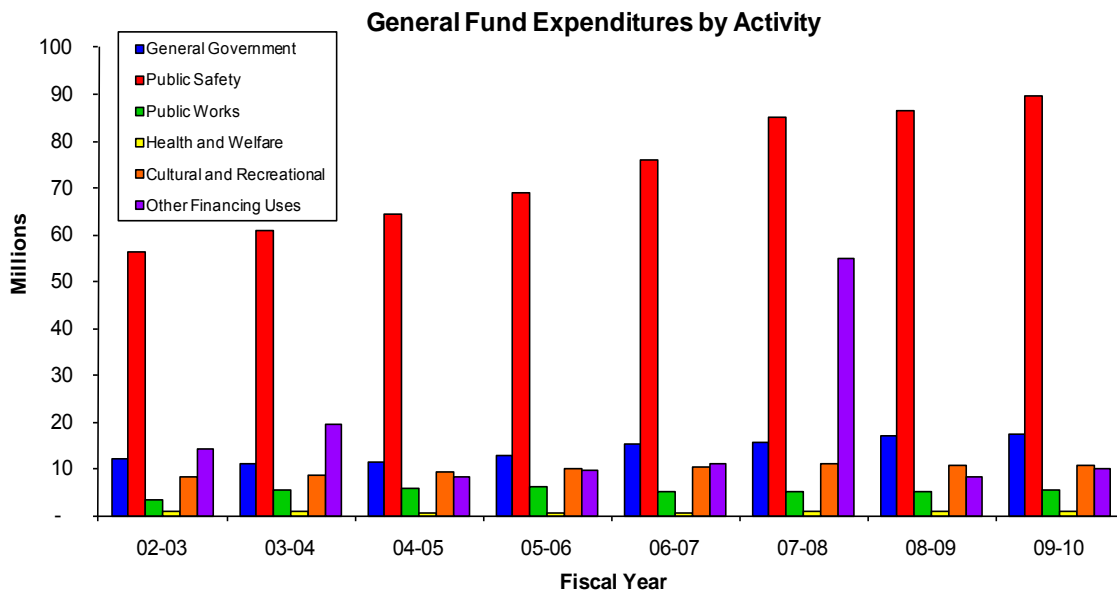
A Merit and/or Cost of Living adjustment for non-public safety employees was not incorporated into the FY 09-10 adopted budget. However, police officers and firefighters will receive a raise in their base pay of 4%, and 5%, respectively, for an estimated respective cost of \$1,292,888 and \$1,072,876, pursuant to a collective bargaining agreement. The consolidated budget for FY 09-10 includes a net decrease of 17 FTE positions over FY 08-09.



## Transfers Out

The FY 09-10 adopted budget contains transfers out of \$5,306,705, which reflect an addition of \$536,811, or 11%, over the FY 08-09 estimated budget. The Transfers Out is attributed to the following funds: Health Department - \$3,213,615, Special Fire Grants - \$882,813, Special Police Program - \$587,699, Public Access Channel - \$307,310, Auto Theft Task Force - \$266,192, and Friends of the Library -\$49,076. The increase in Transfers Out for FY 09-10 is associated with a larger match in conjunction with the SAFER Grant benefitting the Special Fire Grants Fund.

The graph below presents the trends in expenditures for General Fund by activity over the most recent eight (8) year period.



(in millions)	02-03	03-04	04-05	05-06	06-07	07-08	08-09	09-10
<b>General Gov.</b>	12.0	11.0	11.5	12.6	15.1	15.6	17.1	17.2
<b>Public Safety</b>	56.3	60.8	64.3	69.0	75.8	84.9	86.6	89.5
<b>Public Works</b>	3.2	5.2	5.7	6.0	5.2	5.0	5.1	5.5
<b>Health and Well.</b>	0.9	0.8	0.5	0.4	0.5	0.9	1.0	0.8
<b>Cultural &amp; Rec.</b>	8.3	8.4	9.4	10.0	10.4	11.1	10.6	10.6
<b>Other Financing</b>	14.1	19.3	8.3	9.7	10.9	54.7	8.1	9.8

## **COMMUNITY DEVELOPMENT BLOCK GRANT (CDBG)**

The activities of the Community Development department are primarily federally funded by the U.S. Department of Housing and Urban Development (HUD). Accordingly, one of the major sources of funding it provides includes the Community Development Block

Grant (CDBG), which is an annual grant, based on a formula allocation, provided to metropolitan cities and urban counties. The purpose is aid with the facilitation of neighborhood revitalization, economic development, and the improvement of community facilities and services. The City of Laredo is an entitlement community; therefore, it is able to determine the application of these funds provided the relevant projects meet national objectives to either benefit individuals of low and moderate income, address slub and blight, and/or address critical community needs.

**Revenues**

On October 1, 2009, during FY 09-10, the City was to receive funding of \$3,730,405 for the 35<sup>th</sup> Action Year. This is a negligible increase at 1.24% over FY 08-09, the 34<sup>th</sup> Action Year, when the City received reported \$3,589,985 in its budget.

**Expenditures**

The following figures list the appropriation of funds reported for the FY 09-10 adopted budget of the Community Development department.

Administration	\$	664,392
Housing Rehab Administration		237,640
Housing Rehab Loan Program		490,274
Code Enforcement		462,716
Graffiti Removal Program		49,282
Hamilton Hotel		150,901
ADA Sidewalks Improvements		200,000
Civic Center Soft Track		211,000
Freddy Benavides Sports Complex Shade Structure		75,000
George Washington Park Playscape Shade Structure		30,000
Heritage Park Improvements		210,700
Riverhills Parkland Acquisition		210,700
Sidewalks (District I)		105,700
Sidewalks (District IV)		210,700
Sidewalks (District V)		210,700
Sidewalks (District VII)		210,700

Total Appropriations for FY 09-10      \$    3,730,405

The City of Laredo was awarded a grant under the American Recovery Reinvestment Act of 2009 (ARRA) for FY 09-10 of \$7,864,740. The proceeds of these funds will be applied as follows: the Weatherization Assistance Program - \$3,271,636, to increase the energy efficiency of dwellings owned or occupied by low-income persons; Homeless Extension and Rapid Re-Housing Program - \$1,490,976, to provide assistance with rent/deposit utilities/deposit and other homeless prevention activities; Neighborhood

Stabilization Program - \$2,127,102, for demolition of substandard structures, as well as the acquisition, rehabilitation and resale of foreclosed properties and to provide homebuyer assistance; Community Development Block Grant – Recovery (CDBG-R) - \$975,026, for the road extension from Ejido Ave. to Cielito Lindo Blvd.

## **TRANSIT SYSTEM FUND**

### **Revenues**

On August 24, 2009, City Council approved changes to the rate structure to prevent a fund deficit. It incorporated an increase to all rates by \$0.25 for both FY09-10 and FY 10-11 which generate estimated annual revenue of \$1,023,090; the elimination of bus transfers, which would yield estimated annual revenue of \$245,600; and the elimination of free fares during peak hours, which would produce estimated annual revenue of \$155,055.

### **Expenses**

Under the revisions implemented by City Council at the meeting held on August 24, 2009, service would also be eliminated on the following three (3) holidays: Thanksgiving, Christmas and New Year's, providing an estimated annual savings of \$121,897.

*Subsequently, City Council adopted an Ordinance to amend the aforementioned rate changes as follows: to increase fares by \$.15 for 2010 and an additional \$.10 in 2011, transfers would be increased by \$.10 for 2010 and an additional \$.10 in 2011; and the Para-transit rate would increase \$.75.*

## **AIRPORT FUND**

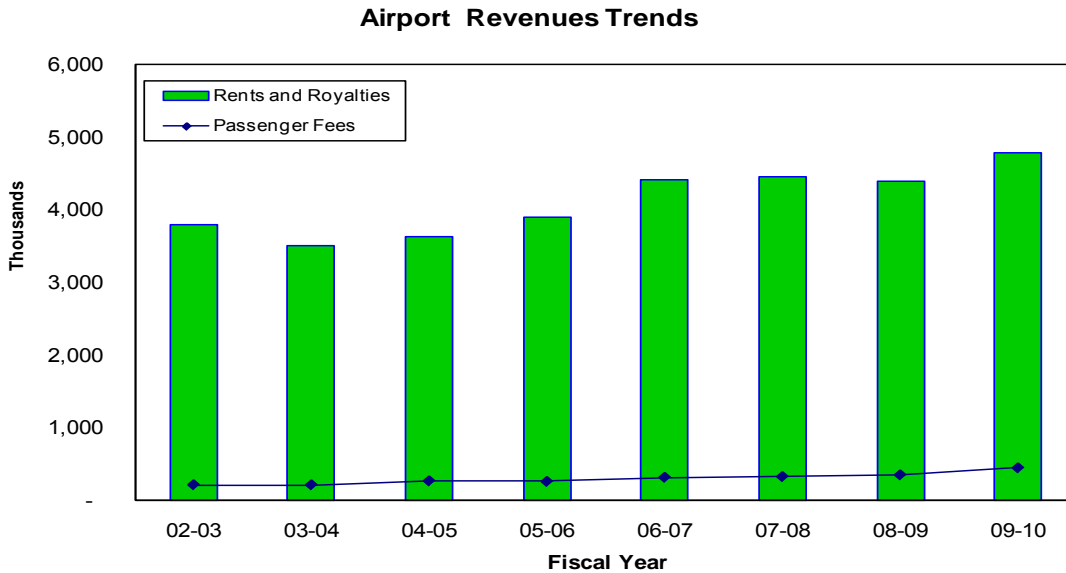
### **Revenues**

The Laredo International Airport is an integral part of the National Airspace System Plan that provides services to the public consisting of commercial aviation, general aviation, and military support. Airport Administration is responsible for managing the operations, planning, and maintenance of the City's property, which used for both aviation and non-aviation purposes. The revenues generated from rents support the operations, maintenance, and debt service of the airport. Airport Administration, with the assistance of the Office of the U.S. Congressman, introduced federal legislation to release the City of Laredo from all terms, conditions, and reservations regarding properties acquired under the FAR Part 150 Noise Program to enable the FAA to convey, through a donation, noise impacted properties to the City for airport purposes. Approximately \$2.9 million became available during FY 08-09 from the rental of the acquired noise properties, with an estimated \$400,000, annually, to be generated, thereafter. The construction of a Federal Inspection Station project is also in progress, partially with the proceeds available under the noise abatement lease program.

Rents, Royalties, and Interest Income is projected to increase by \$325,654 over actual revenues from FY 07-08, which is partly attributed to airport land rents.

As a result of the noise abatement lease program, revenue from Other Financing Sources revenue for FY 09-10 is expected to grow by \$313,640 over the actual income for FY 07-08, following by an increase of \$560,251 for the FY08-09 estimate, largely due to revenue from the noise abatement lease program.

The table below illustrates trends for the two major sources of revenue for the Airport department over an eight (8) year period.



(in millions)	02-03	03-04	04-05	05-06	06-07	07-08	08-09	09-10
<b>Rents, Royalties &amp; Interest</b>	3.7	3.4	3.7	3.9	4.4	4.4	4.3	4.7
<b>Passenger Fees</b>	0.2	0.2	0.2	0.2	0.3	0.3	0.3	0.4

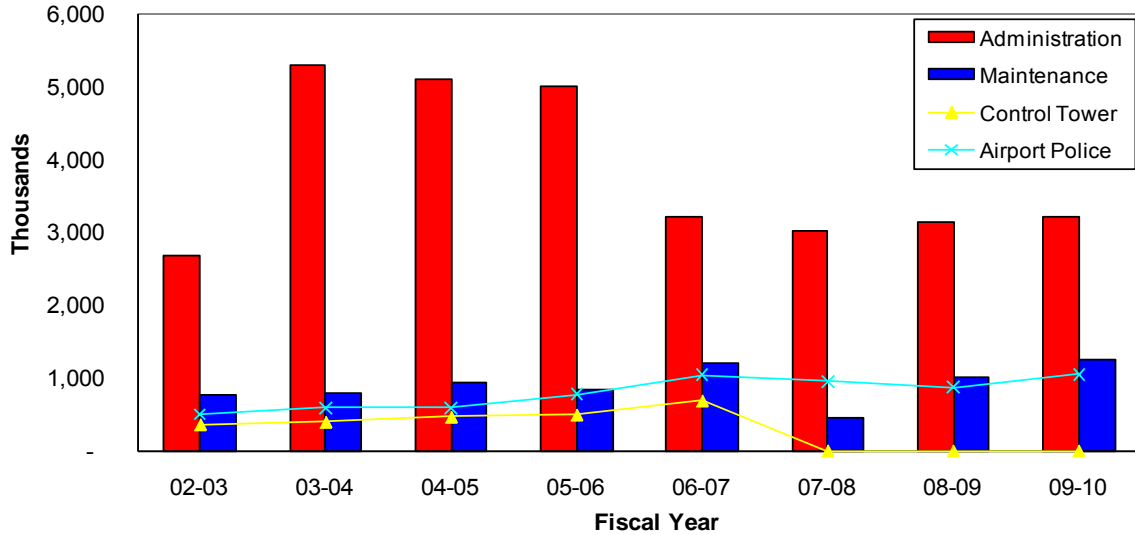
## Expenditures

The adopted budget for FY 09-10 depicts total expenditures of \$5,515,231 with Airport Administration accounting for 58.25% of the total expenditures. Included in Administration are services that the City pays for to the Fire Department to provide a crash crew. Debt Service and Personnel Expenses comprise other key Administrative Expenditures. Airport Police constitute 18.86% of total Airport Expenses for the FY 09-10 budget followed by Building and Ground Maintenance at 14.26% and 8.30%, respectively.

Expenditures for the FY 09-10 adopted budget are \$498,862, or 9.94% higher than the FY 08-09 estimate. This includes three additional Airport Security Officer positions that were approved at an anticipated cost of \$122,520.

The table below depicts expenditure trends over an eight (8) year period for the Airport department.

**Airport Expenditures Trends**



(in millions)	02-03	03-04	04-05	05-06	06-07	07-08	08-09	09-10
<b>Administration</b>	2.60	5.20	5.10	4.90	3.20	3.01	3.13	3.21
<b>Maintenance</b>	0.76	0.79	0.93	0.83	1.20	0.43	0.99	1.24
<b>Control Tower</b>	0.33	0.39	0.46	0.49	0.49	0.00	0.00	0.00
<b>Airport Police</b>	0.06	0.59	0.58	0.76	1.03	0.95	0.86	1.04

## HOTEL-MOTEL FUND

### Revenues

The City levies a 7% hotel-motel tax used to fund tourism as well as various promotional, artistic, and historical activities.

The FY 09-10 budget for the Hotel-Motel Fund reflected anticipated revenue of \$2,555,436, containing a decline in tax revenue by \$868,692, or 25.4 %, over the FY 08-09 original budget and a decline of \$191,633, or 6.98%, from the FY 08-09 estimate. The FY 08-09 estimate had been reduced by 19.8% from what had been reported in the FY 08-09 original budget.

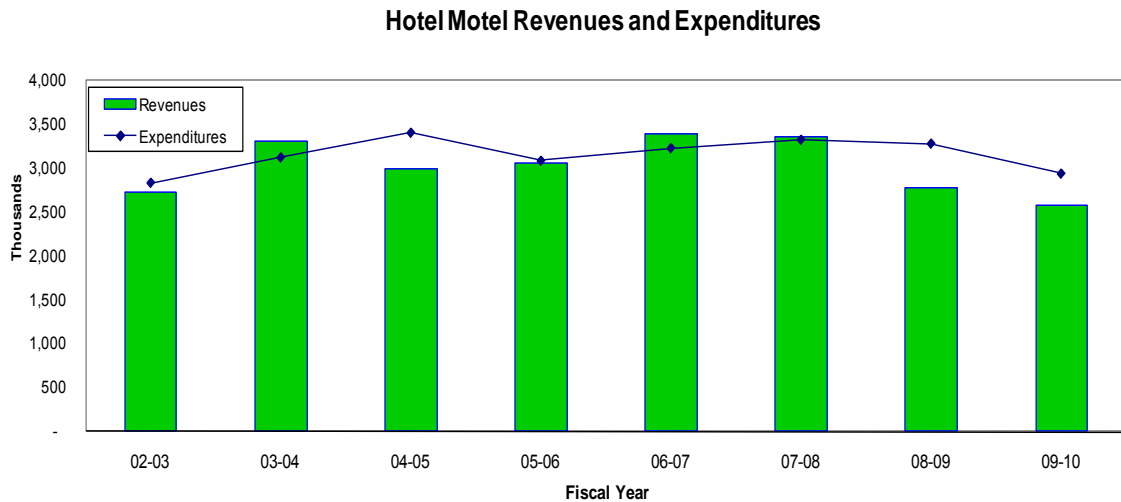
## Expenditures

Total expenditures for the FY 09-10 Hotel-Motel fund are projected to decrease \$343,931, or 10.5%, from FY 08-09 estimates. The budget includes appropriations of \$218,066 for Tourism and Promotions, \$299,083 for Historical and Arts, \$22,743 for City Promotions, \$480,607 for Civic Center Operations, \$102,437 for the Public Access Channel and \$1,779,462 for the Convention and Visitor's Bureau.

The following is a percentage breakdown of the total distribution of appropriated expenditures for the Hotel-Motel Fund:

Tourism and Promotions	7.4%
Historical and Arts	10.2%
City Promotions	0.8%
Civic Center Operations	16.3%
Public Access Channel	3.5%
Convention & Visitor's Bureau	60.5%
Other	1.3%
	<u>100%</u>

The following table displays the trends in both revenues and expenditures over an eight (8) year period.



(in millions)	02-03	03-04	04-05	05-06	06-07	07-08	08-09	09-10
<b>Revenues</b>	2.7	3.3	2.9	3.1	3.3	3.3	2.7	2.5
<b>Expenditures</b>	2.8	3.1	3.4	3.1	3.2	3.3	3.2	2.9

## DEBT SERVICE FUND

### Bond Ratings

The following bond ratings for the City of Laredo, which directly affect the cost of debt, were affirmed during the most recent bond ratings dated July 15, 2009:

	Moody's	Standard & Poor's	Fitch
General Obligation Bonds	A1	AA -	AA -
Certificate of Obligation	A3	A +	A
Revenue Bonds (Insured Rating)			
Bridge System	A2	A +	A +
Sewer System	A3	AA -	A +
Water System	A3	AA -	A +

The following financial debt mechanisms are utilized by the City to support its financial needs and still maintain its high bond ratings:

**General Obligation Bonds** are issued for the acquisition of property for permanent public improvements or for any other public purpose. These issues are financed for twenty (20) years for projects under Governmental Funds.

**Revenue Bonds** are issued for the purpose of constructing, purchasing, improving, extending or repairing public utilities, recreational facilities, or facilities for any other self-liquidating municipal function. These issues are usually financed for twenty-five (25) years for Business Type Funds.

**Certificates of Obligations** are issued for the purpose of constructing, purchasing, improving, or repairing public property or facilities. These certificates are issued for twenty (20) years and are used to finance projects for both Governmental and Business Type Funds.

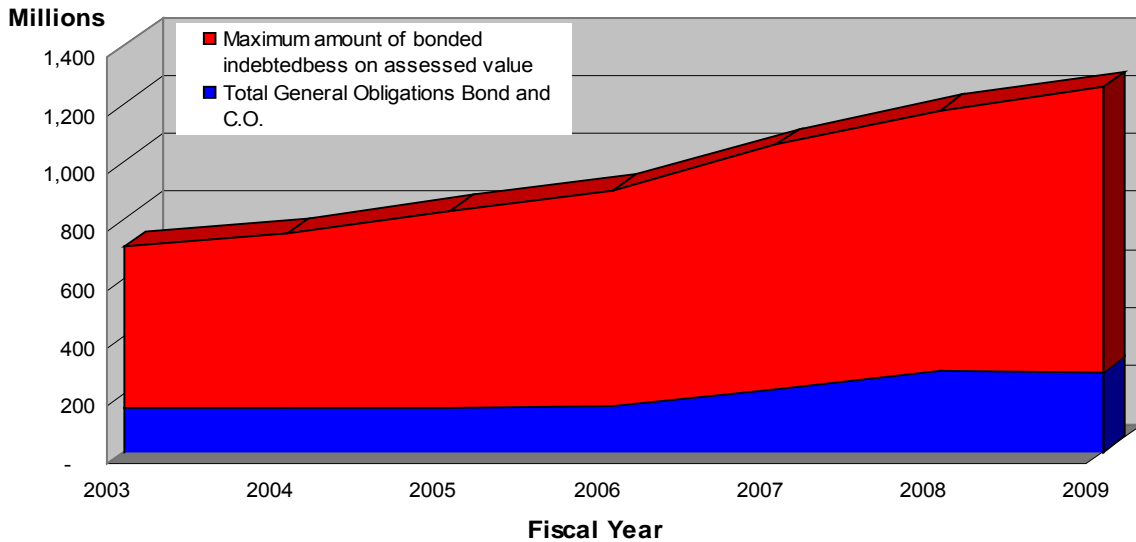
**Public Property Finance Contractual Obligations** are issued to finance the purchase of capital equipment with an estimated useful life of 5, 7 or 10 years. These Contractual Obligations are normally financed for five (5) years and are used for both Governmental and Business Type Funds.

## Computation of Legal Debt Margin September 30, 2009

The Constitution of Texas in Article 11, Section 5, limits the maximum amount that a home-rule city can tax to \$2.50 per \$100.00 of valuation and the same Article provides that no debt shall ever be created by any city unless, at the same a time, a provision is made to assess and collect annually a sufficient sum to pay the interest thereon and create a sinking fund of at least two percent thereon. The Attorney General of Texas, in connection with the quoted provision, has created a rule for the guidance of home-rule cities which states that the bonds allowable under this constitutional provision shall be on the basis of no greater than \$1.50 per \$100.00 of valuation unless the city charter provides for less than the maximum specified in the Attorney General's rule. City Charter Section 6.13, as amended in November of 1995, limits the total overall outstanding debt to 10% of the total assessed valuation of the City. At this time, the City has allocated approximately **\$0.124263** of the total tax rate.

Assessed Value on 2008 Tax Roll	\$9,828,885,276
Maximum amount of bonded indebtedness on such assessed value (10%)	\$ 982,888,528
Amount of debt applicable to said maximum debt limit:	
Total General Obligation Bonds and Certificates of Obligations	\$347,925,000
(Percentage of G.O. and C.O. debt to assessed value)	3.54 %
Less: Debt Service Fund Balance as of <b>September 30, 2009</b>	<u>\$ 6,636,099</u>
Total Amount of debt applicable to debt limit	<u>\$ 341,288,901</u>
The Debt Margin between current indebtedness and maximum allowable indebtedness	<u>\$ 641,599,627</u>

### Legal Debt Margin





**CITY OF LAREDO, TEXAS  
NOTES TO FINANCIAL STATEMENTS  
NOTE 15 - DEBT SERVICE REQUIREMENTS**

The following is a summary of the City's debt service requirements for all funds as of September 30, 2009:

Year	BUSINESS TYPE ACTIVITIES						GOVERNMENTAL ACTIVITIES						TOTAL		
	Revenue Bonds			Notes Payable			Certificates of Obligation			General Obligation Bonds			Debt Service to Maturity		
	Principal	Interest	Total	Principal	Interest	Total	Principal	Interest	Total	Principal	Interest	Total	Principal	Interest	Total
2010	9,135,000	6,588,089	15,723,089	2,465,036	1,000,877	3,465,913	8,440,000	13,657,080	22,097,080	8,250,000	2,473,075	10,723,075	28,290,036	23,719,121	52,009,157
2011	7,959,000	6,193,425	14,152,425	1,050,326	904,710	1,955,036	8,620,000	13,533,627	22,153,627	8,665,000	2,193,650	10,858,650	26,294,326	22,825,412	49,119,738
2012	7,963,000	5,846,893	13,809,893	977,599	858,305	1,835,904	11,095,000	13,161,685	24,256,685	8,120,000	1,814,975	9,934,975	28,155,599	21,681,858	49,837,457
2013	8,346,000	5,500,675	13,846,675	1,014,196	815,209	1,829,405	11,390,000	12,746,558	24,136,558	8,830,000	1,490,000	10,320,000	29,580,196	20,552,442	50,132,638
2014	8,732,000	5,110,512	13,842,512	1,052,293	770,551	1,822,844	12,305,000	12,285,327	24,590,327	7,780,000	1,178,287	8,958,287	29,869,293	19,344,677	49,213,970
2015	9,147,000	4,703,814	13,850,814	1,091,952	724,298	1,816,250	11,605,000	11,762,432	23,367,432	3,945,000	904,213	4,849,213	25,788,952	18,094,757	43,883,709
2016	9,602,000	4,259,763	13,861,763	1,133,237	676,376	1,809,613	12,120,000	11,242,238	23,362,238	3,950,000	719,450	4,669,450	26,805,237	16,897,827	43,703,064
2017	10,074,000	3,791,415	13,865,415	1,176,214	626,719	1,802,933	12,675,000	10,692,754	23,367,754	4,215,000	521,950	4,736,950	28,140,214	15,632,838	43,773,052
2018	10,580,000	3,297,824	13,877,824	1,220,954	575,256	1,796,210	13,280,000	10,094,937	23,374,937	3,220,000	311,200	3,531,200	28,300,954	14,279,217	42,580,171
2019	8,196,000	2,774,661	10,970,661	1,267,528	521,944	1,789,472	13,940,000	9,469,174	23,409,174	1,310,000	150,200	1,460,200	24,713,528	12,915,979	37,629,507
2020	7,944,000	2,370,436	10,314,436	1,231,012	466,696	1,697,708	14,590,000	8,831,101	23,421,101	1,065,000	84,700	1,149,700	24,830,012	11,752,933	36,582,945
2021	8,340,000	1,973,692	10,313,692	1,281,484	416,225	1,697,709	14,705,000	8,153,820	22,858,820	740,000	31,450	771,450	25,066,484	10,575,187	35,641,671
2022	8,759,000	1,558,235	10,317,235	1,334,024	363,684	1,697,708	15,400,000	7,426,941	22,826,941	-	-	-	25,493,024	9,348,860	34,841,884
2023	8,282,000	1,119,308	9,401,308	1,388,719	308,989	1,697,708	15,365,000	6,657,031	22,022,031	-	-	-	25,035,719	8,085,328	33,121,047
2024	8,686,000	704,233	9,390,233	1,445,657	252,051	1,697,708	15,540,000	5,859,430	21,399,430	-	-	-	25,671,657	6,815,714	32,487,371
2025	4,690,000	365,100	5,055,100	1,504,929	192,779	1,697,708	15,705,000	5,038,055	20,743,055	-	-	-	21,899,929	5,595,934	27,495,863
2026	2,533,000	149,882	2,682,882	1,566,631	131,077	1,697,708	15,270,000	4,198,429	19,468,429	-	-	-	19,369,631	4,479,388	23,849,019
2027	1,602,000	52,726	1,654,726	1,630,377	66,845	1,697,222	14,655,000	3,414,427	18,069,427	-	-	-	17,887,377	3,533,998	21,421,375
2028	301,000	7,284	308,284	-	-	-	8,665,000	2,796,661	11,461,661	-	-	-	8,966,000	2,803,945	11,769,945
2029	-	-	-	-	-	-	6,395,000	2,377,032	8,772,032	-	-	-	6,395,000	2,377,032	8,772,032
2030	-	-	-	-	-	-	4,675,000	2,056,177	6,731,177	-	-	-	4,675,000	2,056,177	6,731,177
2031	-	-	-	-	-	-	4,895,000	1,784,706	6,679,706	-	-	-	4,895,000	1,784,706	6,679,706
2032	-	-	-	-	-	-	5,135,000	1,500,326	6,635,326	-	-	-	5,135,000	1,500,326	6,635,326
2033	-	-	-	-	-	-	5,380,000	1,202,334	6,582,334	-	-	-	5,380,000	1,202,334	6,582,334
2034	-	-	-	-	-	-	2,390,000	971,440	3,361,440	-	-	-	2,390,000	971,440	3,361,440
2035	-	-	-	-	-	-	2,495,000	811,065	3,306,065	-	-	-	2,495,000	811,065	3,306,065
2036	-	-	-	-	-	-	2,600,000	643,796	3,243,796	-	-	-	2,600,000	643,796	3,243,796
2037	-	-	-	-	-	-	2,715,000	469,305	3,184,305	-	-	-	2,715,000	469,305	3,184,305
2038	-	-	-	-	-	-	2,835,000	287,098	3,122,098	-	-	-	2,835,000	287,098	3,122,098
2039	-	-	-	-	-	-	2,955,000	97,012	3,052,012	-	-	-	2,955,000	97,012	3,052,012
2040	-	-	-	-	-	-	-	-	-	-	-	-	-	-	-
<b>Total</b>	<b>140,871,000</b>	<b>56,367,967</b>	<b>197,238,967</b>	<b>23,832,168</b>	<b>9,672,591</b>	<b>33,504,759</b>	<b>287,835,000</b>	<b>183,221,998</b>	<b>471,056,998</b>	<b>60,090,000</b>	<b>11,873,150</b>	<b>71,963,150</b>	<b>512,628,168</b>	<b>261,135,706</b>	<b>773,763,874</b>

## **ENVIRONMENTAL SERVICES**

### **Revenues**

FY 09-10 budget for Environmental Services reflects anticipated revenues of \$4,042,509, an increase of \$1,417,612, or 54% from the FY08-09 original budget. The major change is due to the approved increase for Storm Water Fee from \$4.50 to \$6.50 to fund the Creek Cleaning Division that was transferred from Solid Waste. The increase is projected to generate \$1,411,200 in additional revenues for FY 09-10.

### **Expenditures**

Total expenditures for FY 09-10 are projected at \$4,176,636, an increase of \$1,212,259, or 41% from FY 08-09 original budget. The major increase is due to the cost of \$1,289,328 for the Creek Cleaning Division being transferred from Solid Waste.

## **BRIDGE FUND**

### **Revenues**

The City charges a toll to cross its international bridges according to a fee structure approved by ordinance. The last ordinance to revise this fee structure was adopted on October 1, 2008.

The City does not project any significant change in bridge toll revenue versus the FY 08-09 estimate. Estimated toll revenues for FY 08-09 at \$40,511,119 were expected to be approximately \$6,053,385, or 13%, under the FY 08-09 original budget of \$46,564,504.

In addition to toll receipts, other revenues generated by the Bridge System consist of the rental of facilities, interest earnings, as well as miscellaneous sources.

### **Expenses**

The Bridge System expenses for the FY 09-10 budget include an administrative charge of \$1,676,339 payable to the General Fund. This is a \$264,435, or 18.73%, increase from the preceding fiscal year.

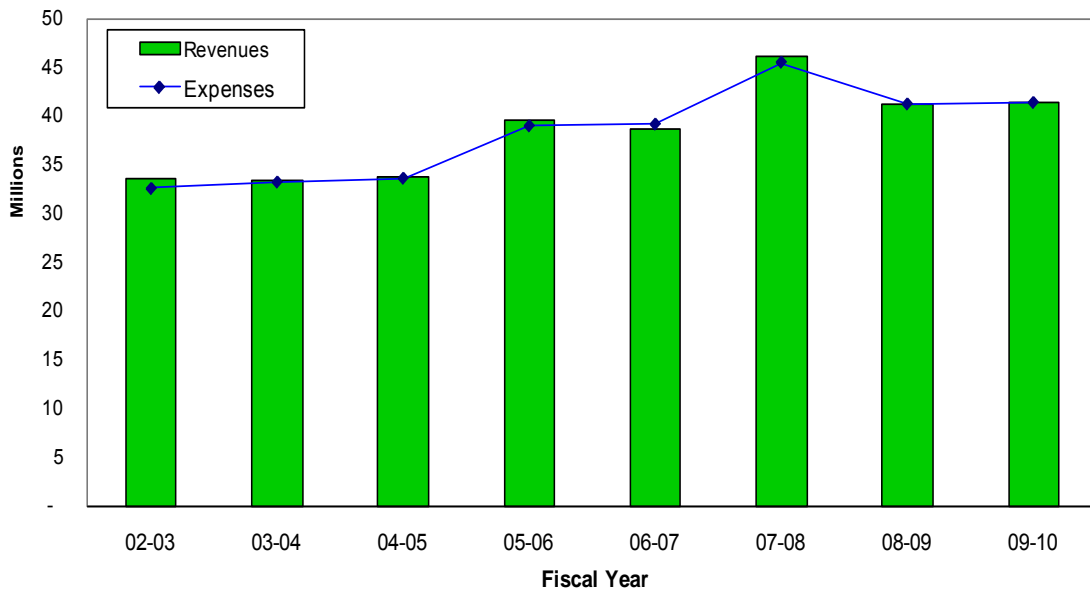
The FY 09-10 budget contains a transfer to the Bridge System Debt Service Fund for \$6,684,967, which is higher by \$435,922, or 7%, from the FY08-09 estimate.

Expenses for the FY 09-10 Bridge System budget decreased a total of \$5,593,885, or 12%, from the original budget for FY 08-09 due primarily to a reduction in the an additional transfer it contributes to General Fund as well as the deletion of 11 positions.

Estimated expenses for FY 08-09 were reduced from the FY 08-09 original budget by \$5,940,822, or 12.61%, due to measures taken to offset the shortfall in revenues.

An eight (8) year trend for both revenues and expenses for the Bridge System Fund is depicted in the following graph:

**Bridge Revenues and Expenses**



(in millions)	02-03	03-04	04-05	05-06	06-07	07-08	08-09	09-10
<b>Revenues</b>	33.5	33.2	33.4	39.4	38.5	46.0	41.1	41.3
<b>Expenses</b>	32.5	33.2	33.6	38.9	39.1	45.4	41.1	41.3

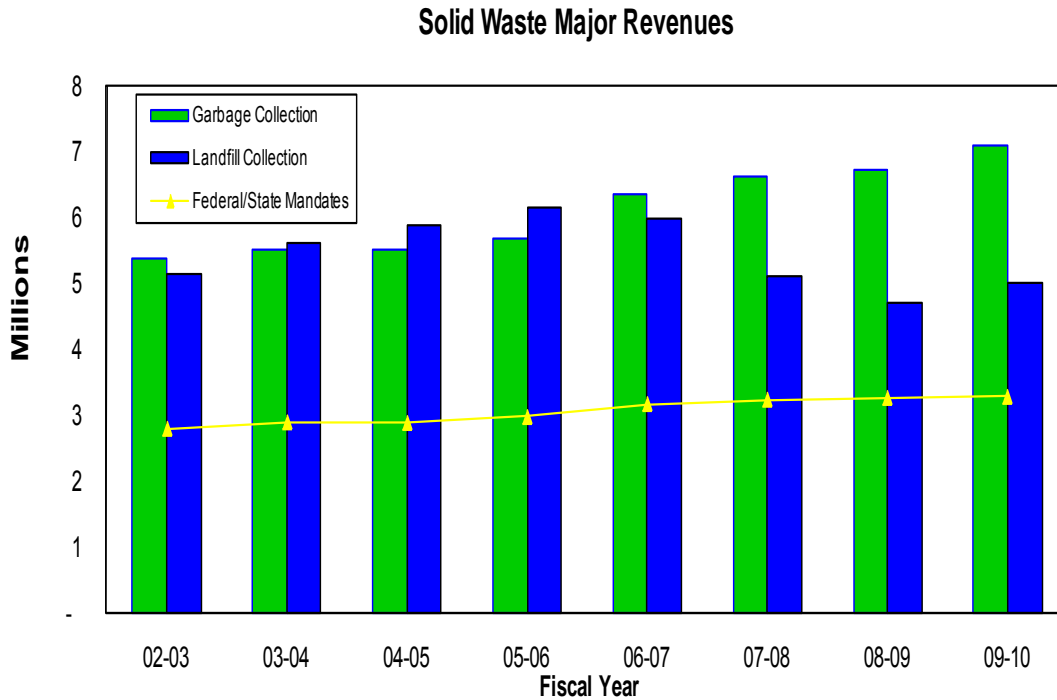
## SOLID WASTE MANAGEMENT FUND

### Revenues

According to the FY 09-10 budget for the Solid Waste Management Fund, the City projects a 5.9% increase for garbage collections fees, inclusive of \$365,640 for commercial accounts, a 5.9% increase for landfill fees, which includes a fee increase of \$1.50 per ton, and a 0.5% increase for fees charged pursuant to federal/state mandates versus FY 2008-09 estimates. The respective revenue amounts for the FY 09-10 budget are as follows:

- \$7,091,358 - garbage collection fees
- \$5,416,671 - landfill fees
- \$3,269,007 - Federal/State mandate fees

Trends in significant sources of revenue for Solid Waste Management for eight (8) years are provided in the following graph:



(in millions)	02-03	03-04	04-05	05-06	06-07	07-08	08-09	09-10
<b>Landfill Collection Fees</b>	5.1	5.6	5.7	6.1	5.9	5.0	4.6	4.9
<b>Garbage Collection Fees</b>	5.3	5.5	5.5	5.6	6.3	6.5	6.6	7.0
<b>Federal/State Mandate Fees</b>	2.8	2.9	2.9	2.9	3.1	3.2	3.2	3.2

### Expenses

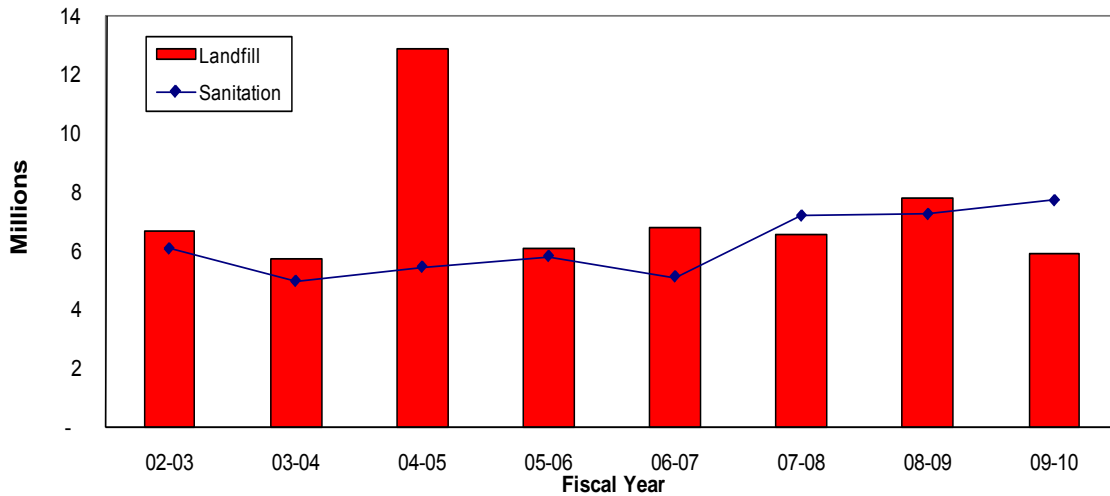
The adopted budget for 09-10 for Solid Waste Management includes appropriations of \$404,511 for Administration, \$1,931,320 for Recycling, \$7,716,026 for Sanitation, and \$5,887,320 for the Landfill. A total of \$1,289,328 attributed to the budget for the Creek Cleaning division was transferred to the Environmental Services Department as approved by City Council on July 20, 2009. The Solid Waste budget for FY 09-10 provides for a net decrease of 12 FTE positions for an estimated savings of \$439,365.

The budget for the Sanitation division includes a \$730,723 restricted reserve for FY 09-10 that is to be applied to the Renewal and Replacement program for the payment of debt service on the self-supporting PPFCO.

The Landfill division budget for FY 09-10 includes a transfer for debt service of \$1,048,213. Additionally, it includes \$310,000 that encompasses closure and post-closure costs.

The following graph illustrates the trends in the key expenses incurred by the Solid Waste Management Fund over the last eight (8) year period:

**Solid Waste Major Expenses**



(in millions)	02-03	03-04	04-05	05-06	06-07	07-08	08-09	09-10
<b>Sanitation</b>	6.0	4.9	5.4	5.7	5.0	7.1	7.2	7.7
<b>Landfill</b>	6.6	5.7	12.8	6.0	6.7	6.5	7.7	5.8

## HEALTH AND BENEFITS FUND

The City’s health and life benefits are partially self-funded. Health contribution rates are established to generate adequate revenues to meet the fund’s medical claim potential as well as the administrative expenses of the fund. The City is contemplating a 6-year plan whereby the portion that both the City and employee contribute for dependent care health coverage will incrementally rise by ten percent (10%) annually in order to balance the fund and preserve the plan benefits. Other changes approved by Council are as follows: (a) to increase the deductible from \$500 to \$750, with a \$250 preventive incentive; (b) to implement a four (4) tier rate structure; (c) to increase the Rx Co-pay, across the board, from \$6 to \$10 for generic brands, from \$30 to \$35 for preferred brands, and from \$50 to \$55 for non-preferred brands; (d) to implement an Rx-Step Therapy program for highly-utilized drugs, (e) to require the use of the mail order service for maintenance drugs and (f) to apply a three (3) month medical benefit waiting period for new employees.

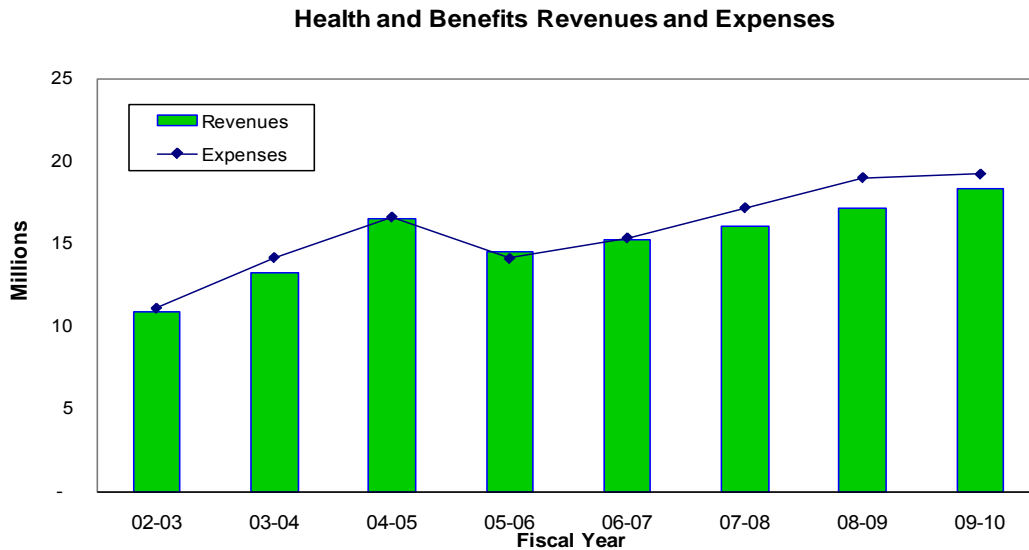
**Revenues**

The City projects that it will generate revenues of \$17,489,253 for FY 09-10, which is a 7.5% increase over FY 08-09 estimates. This primarily attributed to the aforementioned 10% increase in the City and employee contribution to the plan.

**Expenses**

Expenses for medical claims during FY 09-10 are projected to increase by \$1,836,341, or 18.5%, over the FY 08-09 budget. It is predicted that claims for prescriptions will grow by \$1,139,968, or 51.8%, over the FY 08-09 budget.

The following graph illustrates an eight (8) year trend for both revenues and expenses of the Health and Benefits Fund:



(in millions)	02-03	03-04	04-05	05-06	06-07	07-08	08-09	09-10
<b>Revenues</b>	10.8	13.2	16.4	14.4	15.1	16.0	17.1	18.3
<b>Expenses</b>	11.1	14.1	16.6	14.1	15.3	17.1	18.9	19.2

**RISK MANAGEMENT FUND**

**Revenues**

The City’s workers’ compensation and general liability claims are partially self-funded. Therefore, workers’ compensation and general liability fees are charged to each of the applicable funds through a formulated to enable the City to cover all claims in addition to the administrative expenses.

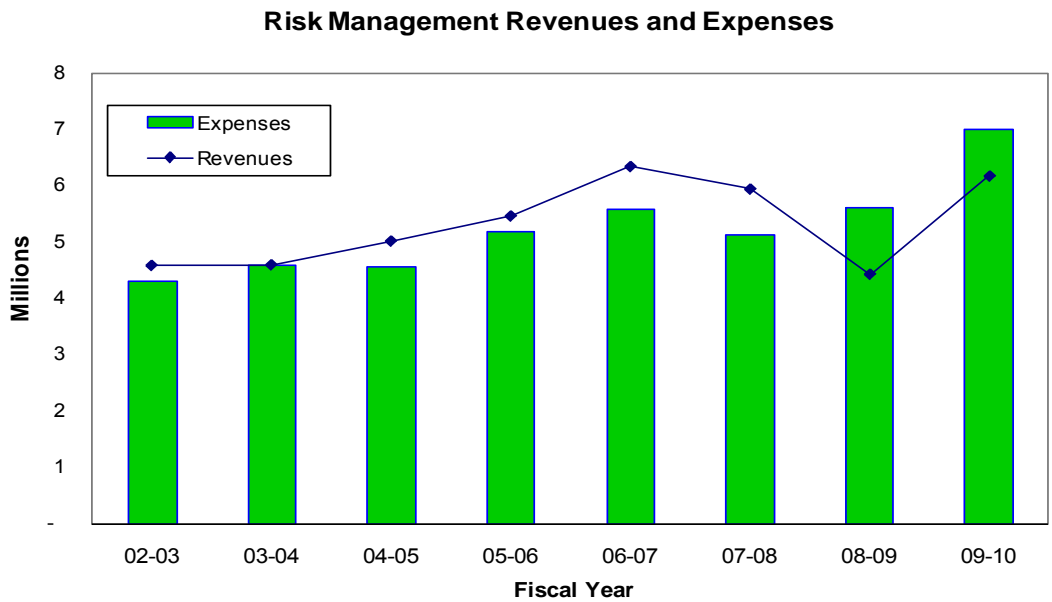
Workers' compensation fees collected are predicted to grow by \$1,031,279, or 41.6%, over the FY 08-09 estimate. The City received a credit for worker's compensation in conjunction with a savings generated during the year, which was passed through to the City's departments. There is no savings that is expected to be incurred during FY 09-10.

Premium fees charged on insurance for FY 09-10 are expected to increase by \$968,141, or 67.9%, over the FY 08-09 estimates, partially as a result of additional coverage obtained on insurance for physical damage to the city's vehicles. These fees were revised downward for the estimated FY 08-09 budget by \$197,244, or 12.2%, from the original FY 08-09 budget.

**Expenses**

Projected worker's compensation claims for FY 09-10 of \$2,282,291 comprise an increase of \$380,382, or 20%, over the FY 08-09 estimate of \$1,901,909 (as indicated above, the City realized a savings in FY 08-09 that it does not anticipate during FY 09-10). Insurance premiums are projected to increase by \$789,113, or 36%, over the estimate for FY 08-09 of \$2,189,361.

An eight (8) year trend for both revenues and expenses for the Risk Management Fund is depicted in the following graph:



(in millions)	02-03	03-04	04-05	05-06	06-07	07-08	08-09	09-10
<b>Revenues</b>	4.5	4.5	5.0	5.4	6.3	5.9	4.4	6.1
<b>Expenses</b>	4.3	4.5	4.5	5.1	5.5	5.1	5.6	7.0

## **MUNICIPAL HOUSING**

### **Revenues**

FY 09-10 budget for Municipal Housing reflects anticipated revenues of \$2,106,169, an increase of \$680,250, or 48% from the FY 08-09 original budget. The major increase in part is due to the weatherization grant that the department will be awarded. The estimated amount of the grant is \$698,000.

### **Expenses**

Total expenses for FY 09-10 are projected at \$2,083,194, an increase of \$708,885, or 52% from FY 08-09 original budget. The major increase is due to the weatherization expense appropriations in the amount of \$698,000.

## **WATER SYSTEM FUND**

### **Revenues**

The City charges a fee for providing the community with safe and reliable water service at the lowest possible cost while remaining in compliance with applicable Federal, State, and Local laws and regulations. These charges are used to support the operations and maintenance, as well as debt service, of the City's water treatment plants and distribution system.

The water service charges reflected in the FY 09-10 budget for the Water System Fund are predicted to increase by \$620,975, or 2.2%, over FY08-09 estimate.

### **Expenses**

Expenses for the Water System Fund are projected to grow by \$1,270,345, or 4.1%, over its FY08-09 estimated budget. Included in this increase are three (3) plant operator positions to be funded for 4 months at an estimated cost of \$47,430.

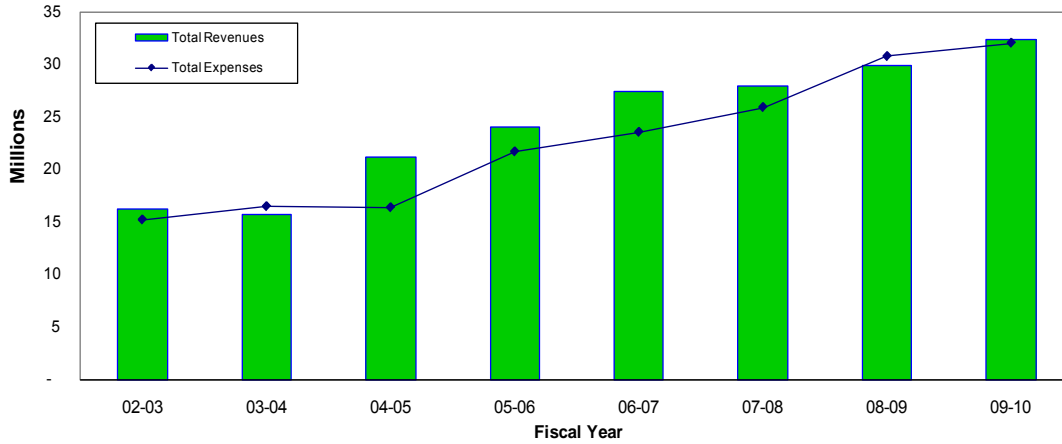
A transfer out to debt service for \$8,276,651 will be used to cover debt service requirements for Combination Tax and Revenue Certificates of Obligation. The transfer out for the Waterworks System Debt Service Fund of \$2,586,853 is essential to cover debt requirements for revenue bonds used to fund water construction projects necessary for the improvement of the Water System.

In addition, a transfer out to the Waterworks Construction Fund of \$1,350,000 will be used to fund infrastructure projects, such as improvements to the water plant, the booster station and water tanks.



The following graph depicts revenue and expense trends for an eight (8) year period.

**Water Total Revenues and Total Expenses**



(in millions)	02-03	03-04	04-05	05-06	06-07	07-08	08-09	09-10
<b>Revenues</b>	16.1	15.7	21.1	24.0	27.4	27.9	29.9	32.3
<b>Expenses</b>	15.1	16.4	16.3	21.6	23.5	25.8	30.7	31.9

The City of Laredo was awarded a grant from the American Recovery Reinvestment Act of 2009 (ARRA) for FY209-10 totaling \$48,196,000 through the Texas Water Development Board. The award will be used to invest in improvements to the Jefferson Water Treatment Plant to (1) upgrade the upper plant filtration and pumping capacity to 65 Million Gallons Per Day (MGD) and (2) to reconstruct the electrical system, that includes generators that can provide power to the plant, to produce 45 MGD.

## **SEWER FUND**

### **Revenues**

The City charges a fee for processing wastewater in order to comply with federal state, and local laws and regulations. These charges are used to support the cost of operations, maintenance, and debt service of the City’s five sewage treatment plants and collection system. Charges for services for FY 09-10 are expected to increase by \$1,650,592, or 8.0%, over the FY08-09 estimated charges due to a projected increase in new accounts.

## Expenses

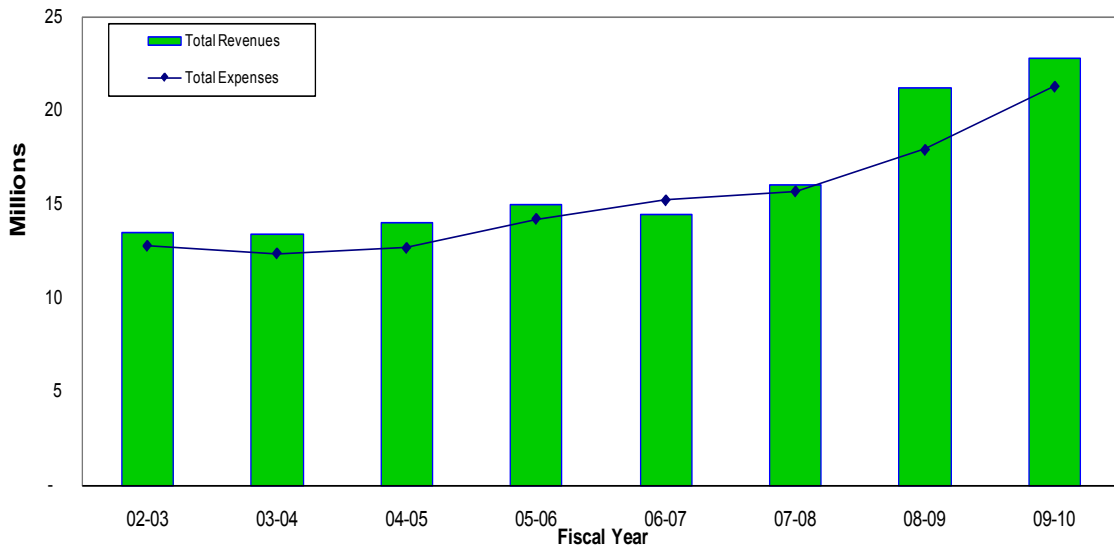
Total expenses are projected to increase by \$3,389,944, or 18.9%, over the FY 08-09 estimated budget. Concurrently with the Water System Fund, three 3-plant operator positions were approved for 4 months at an estimated cost of \$47,430.

A transfer out to Debt Service of \$5,068,071 includes transfers necessary to meet debt service payments on tax-supported debt. An additional transfer out to the Sewer System Debt Service Fund of \$ 2,044,062 will fund debt requirements for revenue bonds obtained to finance sewer construction projects.

A final transfer to the Sewer Construction Fund for \$1,000,000 will support the cost of infrastructure projects, such as improvements to the sewer plant, together with sewer lines throughout the City as well as collector/trunk line extensions.

Revenue and Expense trends over the most recent eight (8) year period for the Sewer System Fund are reflected in the following graph.

**Sewer Total Revenues and Total Expenses**



(in millions)	02-03	03-04	04-05	05-06	06-07	07-08	08-09	09-10
<b>Revenues</b>	13.4	13.3	13.9	14.9	14.4	15.9	21.1	22.7
<b>Expenses</b>	12.7	12.3	12.6	14.1	15.1	15.6	17.8	21.2

# General Fund

Mayor & City Council  
(9 FTE's)

City Manager  
(20 FTE's)

Municipal Court  
(21.5 FTE's)

Building Development  
Services  
(47 FTE's)

City Attorney  
(9 FTE's)

City Secretary  
(5 FTE's)

Tax  
(17 FTE's)

Financial Services  
(36 FTE's)

Human Resources  
(18.1 FTE's)

Planning & Zoning  
(14 FTE's)

Engineering  
(152 FTE's)

Information Services &  
Telecommunications  
(7 FTE's)

Economic  
Development  
(1 FTE)

Community  
Development  
(9 FTE's)

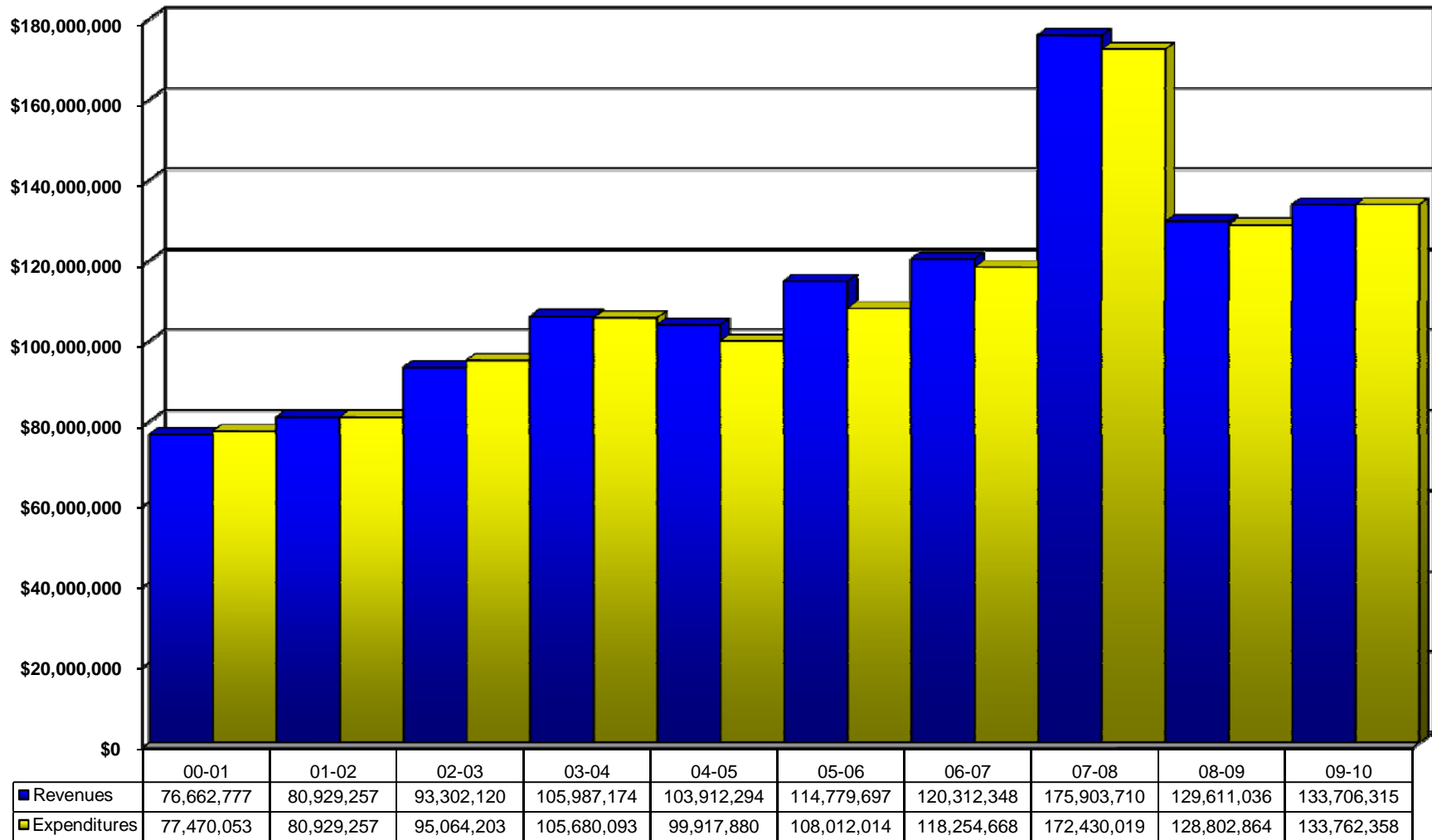
Police  
(530 FTE's)

Fire  
(352 FTE's)

Transportation  
(30 FTE's)

Parks and Leisure  
Services  
(222 FTE's)

## GENERAL FUND REVENUES & EXPENDITURES

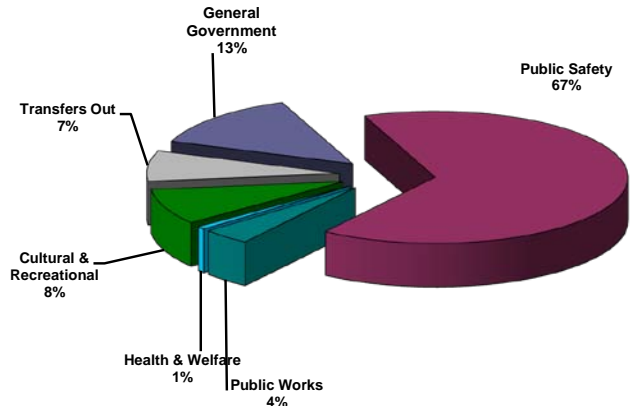
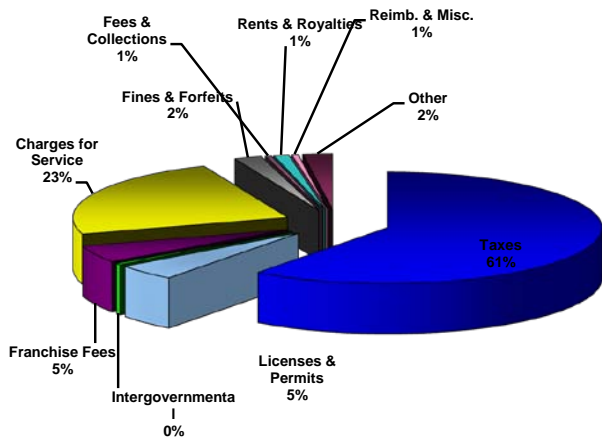


**CITY OF LAREDO, TEXAS  
GENERAL FUND SUMMARY  
OPERATING BUDGET  
FY 2009-2010**

DESCRIPTION	ACTUAL FY 06-07	ACTUAL FY 07-08	ORIGINAL BUDGET FY 08-09	AMENDED BUDGET FY 08-09	TOTAL ESTIMATE FY 08-09	ADOPTED BUDGET FY 09-10
<b>OPENING BALANCE</b>	<b>\$ 21,089,204</b>	<b>\$ 23,146,904</b>	<b>\$ 23,973,884</b>	<b>\$ 26,620,595</b>	<b>\$ 26,620,595</b>	<b>\$ 27,428,767</b>
<b>REVENUES</b>						
Taxes	70,690,523	76,258,746	81,209,326	81,209,326	79,082,215	80,567,824
Licenses and Permits	6,148,723	5,423,367	6,646,401	6,646,401	5,468,961	6,136,439
Intergovernmental	1,351,157	880,661	514,422	535,600	553,485	522,912
Franchise Fees	6,506,015	6,793,268	7,005,906	7,005,906	6,548,076	6,618,978
Charges for Service	28,275,251	32,406,864	33,283,078	33,283,078	30,349,617	31,324,350
Fines and Forfeits	2,629,703	3,006,348	2,694,113	2,694,113	2,629,074	2,774,404
Fees and Collections	729,055	617,202	869,433	869,433	750,686	600,650
Rents and Royalties	2,474,140	3,229,318	1,701,542	1,701,542	1,602,373	1,512,323
Reimbursements and Miscellaneous	629,549	1,040,251	1,041,611	1,042,611	561,920	675,692
Other Financing Sources	878,232	46,247,685	2,083,950	2,083,950	2,064,629	2,972,743
<b>TOTAL REVENUES</b>	<b>120,312,348</b>	<b>175,903,710</b>	<b>137,049,782</b>	<b>137,071,960</b>	<b>129,611,036</b>	<b>133,706,315</b>
<b>TOTAL AVAILABLE</b>	<b>141,401,552</b>	<b>199,050,614</b>	<b>161,023,666</b>	<b>163,692,555</b>	<b>156,231,631</b>	<b>161,135,082</b>
<b>EXPENDITURES</b>						
General Government	15,167,800	15,612,589	18,278,502	18,500,880	17,191,329	17,277,025
Public Safety	75,891,971	84,947,770	90,129,002	90,547,102	86,635,686	89,502,422
Public Works	5,219,680	5,059,255	5,511,089	5,524,594	5,160,911	5,566,227
Health and Welfare	560,866	920,952	1,020,602	1,027,561	1,021,355	892,302
Cultural and Recreational	10,430,606	11,132,633	12,027,235	12,094,040	10,645,562	10,632,907
Other Financing Uses	10,983,725	54,756,820	10,146,307	10,105,409	8,148,021	9,891,475
<b>TOTAL EXPENDITURES</b>	<b>118,254,648</b>	<b>172,430,019</b>	<b>137,112,737</b>	<b>137,799,586</b>	<b>128,802,864</b>	<b>133,762,358</b>
<b>CLOSING BALANCE</b>	<b>\$ 23,146,904</b>	<b>\$ 26,620,595</b>	<b>\$ 23,910,929</b>	<b>\$ 25,892,969</b>	<b>\$ 27,428,767</b>	<b>\$ 27,372,724</b>

**REVENUES**

**EXPENDITURES**



**CITY OF LAREDO, TEXAS  
GENERAL FUND SUMMARY  
REVENUES  
FY 2009-2010**

<b>REVENUES</b>	<b>ACTUAL FY 06-07</b>	<b>ACTUAL FY 07-08</b>	<b>ORIGINAL BUDGET FY 08-09</b>	<b>AMENDED BUDGET FY 08-09</b>	<b>TOTAL ESTIMATE FY 08-09</b>	<b>ADOPTED BUDGET FY 09-10</b>
<b>TAXES</b>						
Current Taxes	41,958,391	46,391,890	51,074,949	51,074,949	50,451,697	51,727,617
Prior Year Taxes	1,345,415	1,339,905	1,428,165	1,428,165	1,544,799	1,591,288
Additional Taxes	61,605	60,628	49,663	49,663	26,306	26,569
Penalty and Interest	1,258,390	1,370,778	1,181,159	1,181,159	1,227,561	1,239,836
Penalty for Tax Attorney	547,532	580,128	446,859	446,859	527,083	527,083
Rendition Penalties	85,047	81,422	73,851	73,851	83,511	84,345
Alcoholic Beverage Tax	341,130	337,545	338,000	338,000	331,000	325,000
Bingo Tax	65,524	68,268	66,693	66,693	73,115	70,700
General Sales and Use Tax	25,027,489	26,028,182	26,549,987	26,549,987	24,817,143	24,975,386
<b>Subtotal - TAXES</b>	<b>70,690,523</b>	<b>76,258,746</b>	<b>81,209,326</b>	<b>81,209,326</b>	<b>79,082,215</b>	<b>80,567,824</b>
<b>LICENSES AND PERMITS</b>						
Alcohol Beverage License	6,403	5,113	6,150	6,150	6,150	6,212
Taxi Cab License	2,245	2,500	4,125	4,125	3,080	3,490
Traffic Escort License	260	350	275	275	325	300
Telecommunication	3,067,774	2,901,272	2,972,476	2,972,476	2,830,866	2,629,423
Alcohol Beverage Permits	39,354	42,078	38,112	38,112	40,893	41,301
Taxi Cab Permit	5,630	5,490	5,290	5,290	5,165	5,090
Traffic Escort Permit	700	800	900	900	900	900
Comm. Vehicle for Hire	100	10	-	-	-	-
Alarm Permits and Fees	176,478	193,875	180,314	180,314	184,758	186,608
Amusement Devices	111,325	51,951	462,500	462,500	462,500	1,250,000
Private Premises Vendors	4,275	6,782	-	-	6,760	-
Adult Oriented Business	150	-	-	-	950	-
Amusement Redemption	-	80	-	-	-	-
Building Permit	1,008,350	755,353	1,014,268	1,014,268	545,754	561,899
Building Plan Review Fee	461,772	329,367	469,458	469,458	210,142	257,245
Re-Inspection Fee	80,942	14,380	24,000	24,000	4,230	6,000
Electrical Permit	273,605	175,620	272,250	272,250	185,078	149,360
Plumbing Permit	184,149	116,407	171,450	171,450	136,634	123,476
Mechanical Permit	128,984	100,600	125,000	125,000	79,562	76,135
Oversize Permit	192,079	250,104	215,000	215,000	251,318	235,000
Overload Permit	401,948	467,935	679,833	679,833	508,996	600,000
Wrecker Permit	1,200	3,300	3,000	3,000	3,900	3,000
Drilling Permit	1,000	-	2,000	2,000	1,000	1,000
<b>Subtotal - LICENSES AND PERMITS</b>	<b>6,148,723</b>	<b>5,423,367</b>	<b>6,646,401</b>	<b>6,646,401</b>	<b>5,468,961</b>	<b>6,136,439</b>

**CITY OF LAREDO, TEXAS  
GENERAL FUND SUMMARY  
REVENUES  
FY 2009-2010**

REVENUES	ACTUAL FY 06-07	ACTUAL FY 07-08	ORIGINAL BUDGET FY 08-09	AMENDED BUDGET FY 08-09	TOTAL ESTIMATE FY 08-09	ADOPTED BUDGET FY 09-10
<b>INTERGOVERNMENTAL</b>						
Texas State Lib & Archives	-	135	-	-	-	-
Buffer Zone Prot. Program	31,000	-	-	-	-	-
FEMA	-	30,072	-	-	36,515	-
Disaster Mitigation Grant	4,457	14,907	-	-	-	-
State Homeland Security	605,205	4,250	-	7,569	7,569	-
LEOSE Account	31,666	32,069	32,000	32,000	32,552	35,000
Urban Forestry Partnership	3,508	-	-	-	-	-
State Planning Grant	495,358	419,776	393,422	401,851	380,749	403,912
Webb County	-	71,771	-	-	-	-
Webb County	-	-	32,000	32,000	37,000	32,000
United Independent School	5,076	-	-	-	-	-
Prairie Foundation	3,565	385	-	180	100	-
Flags RAC-Trauma SER"T"	5,484	20,296	15,000	15,000	12,000	10,000
911 Regional Administration	10,710	245,000	-	-	-	-
Texas Library Association	-	-	-	5,000	5,000	-
Housing Authority PILOT	113,128	-	-	-	-	-
Municipal Housing PILOT	42,000	42,000	42,000	42,000	42,000	42,000
Subtotal - INTERGOVERNMENTAL	1,351,157	880,661	514,422	535,600	553,485	522,912
<b>FRANCHISE FEES</b>						
Electric System Franchise	4,421,903	4,622,770	4,775,888	4,775,888	4,340,174	4,340,174
Gas System Franchise	535,606	615,571	595,636	595,636	647,779	654,258
Cable System Franchise	1,230,918	1,240,241	1,285,889	1,285,889	1,260,974	1,312,710
Waste Collection Franchise	317,588	314,686	348,493	348,493	299,149	311,836
Subtotal - FRANCHISE FEES	6,506,015	6,793,268	7,005,906	7,005,906	6,548,076	6,618,978
<b>CHARGES FOR SERVICE</b>						
Sale of Maps	6,207	4,298	6,000	6,000	2,000	2,000
Sale of Plans and Specifications	9,410	5,300	7,000	7,000	18,600	10,000
Airport Adm. Charge	153,494	161,905	190,853	190,853	190,853	174,184
Fleet Management Adm. Charge	198,570	241,223	256,053	256,053	256,053	320,994
Health & Benefits Charge	466,465	-	-	-	-	-
Mercado Administrative Charge	3,342	3,271	4,477	4,477	4,477	4,370
IT Fund	-	67,869	72,786	72,786	72,786	90,736
Bridge Adm. Charge	1,228,977	1,451,425	1,411,904	1,411,904	1,411,904	1,676,339
Bridge Transfer	19,024,781	22,788,129	22,752,777	22,752,777	19,728,245	20,255,314
Civic Center Adm. Charge	10,383	8,995	9,057	9,057	9,057	9,750
Health Department Grants	100,000	100,000	100,000	100,000	100,000	100,000
Municipal Housing Adm. Charge	42,666	44,974	46,696	46,696	46,696	50,145
Waterworks Adm. Charge	629,028	907,595	1,164,420	1,164,420	1,164,420	1,177,038
Sewer Adm. Charge	484,901	561,781	500,860	500,860	500,860	512,830
Risk Management	171,495	190,868	200,897	200,897	200,897	184,635
Landfill Adm. Charge	511,523	577,701	602,311	602,311	602,311	625,386
Parking Meter Adm. Charge	51,059	55,604	63,086	63,086	63,086	71,056

**CITY OF LAREDO, TEXAS  
GENERAL FUND SUMMARY  
REVENUES  
FY 2009-2010**

REVENUES	ACTUAL FY 06-07	ACTUAL FY 07-08	ORIGINAL BUDGET FY 08-09	AMENDED BUDGET FY 08-09	TOTAL ESTIMATE FY 08-09	ADOPTED BUDGET FY 09-10
<b>CHARGES FOR SERVICES (continued)</b>						
Environmental Services	85,416	128,972	377,868	377,868	377,868	412,177
Haz-Mat Adm. Charge	9,905	10,630	10,275	10,275	10,275	10,380
Accounting Services	47,554	45,683	45,000	45,000	45,000	45,000
Veteran's Field	-	7,359	2,969	2,969	2,969	2,163
Recreation Fund	-	4,089	4,263	4,263	4,263	4,012
Community Development	-	61,773	36,251	36,251	36,251	30,282
Health	-	3,206	9,854	9,854	9,854	20,406
Transit	-	-	6,524	6,524	6,524	2,633
Billing Service Fees	730,583	730,583	730,583	730,583	730,583	730,583
Convention And Visitors	-	-	5,272	5,272	5,272	2,633
Engineering Charges - Other	22,456	24,182	20,000	20,000	25,700	21,000
Alley Vacating Fee	1,725	600	-	-	-	-
Building Overtime Charges	-	-	-	-	9,113	-
Police Special Services	257,476	269,450	231,750	231,750	291,338	280,000
Alarm System Charges	13,030	38,133	10,000	10,000	53,945	40,000
County Fire Services	600,000	600,000	600,000	600,000	600,000	600,000
Alarm System Charges	8,448	12,040	13,122	13,122	7,947	8,024
Fire Inspection Fees	222,522	217,474	210,000	210,000	162,000	160,000
Airport Crash Crew	770,285	813,125	856,009	856,009	856,009	909,157
Hazardous Material Containment	-	7,723	-	-	3,744	5,000
Fire Training Facility	261,141	128,161	100,000	100,000	57,900	75,000
Ambulance Service Fees	1,812,428	1,815,387	2,302,936	2,302,936	2,357,195	2,372,025
Grave Services	117,378	102,120	106,000	106,000	106,000	115,507
On Call Funeral Arrangement	1,050	700	1,000	1,000	1,000	1,000
Removal - Monuments/Markers	665	1,565	850	850	900	1,042
Monument Permit Fees	3,010	2,975	3,350	3,350	3,350	3,115
Foundation Fees	3,353	5,805	3,550	3,550	6,122	3,718
Temporary Markers	260	221	350	350	250	276
Special Services / Overtime	6,325	6,500	9,000	9,000	9,000	7,353
Special Services / Disinterment	3,050	1,750	1,350	1,350	1,000	1,350
Vault Liner / Extra Wide	400	1,100	775	775	1,000	737
Sale Cemetery Lots	109,490	99,620	100,000	100,000	100,000	100,000
Grounds Maintenance	95,000	95,000	95,000	95,000	95,000	95,000
<b>Subtotal - CHARGES FOR SERVICE</b>	<b>28,275,251</b>	<b>32,406,864</b>	<b>33,283,078</b>	<b>33,283,078</b>	<b>30,349,617</b>	<b>31,324,350</b>
<b>FINES AND FORFEITS</b>						
Court Fines	2,265,471	2,574,359	2,330,000	2,330,000	2,252,719	2,380,000
Crime Victims Fund	6,134	5,873	5,994	5,994	5,411	5,616
Senate and House State Fees	124	97	145	145	44	81
Training Fund	747	711	675	675	629	630
Arrest Fees	616	608	400	400	432	612
Child Safety	3,160	3,399	3,084	3,084	4,164	5,399
General Revenue	42	33	66	66	43	43
Comprehensive Rehab	4	6	10	10	6	6
Traffic	30,890	35,252	31,122	31,122	31,812	34,318



**CITY OF LAREDO, TEXAS  
GENERAL FUND SUMMARY  
REVENUES  
FY 2009-2010**

<b>REVENUES</b>	<b>ACTUAL FY 06-07</b>	<b>ACTUAL FY 07-08</b>	<b>ORIGINAL BUDGET FY 08-09</b>	<b>AMENDED BUDGET FY 08-09</b>	<b>TOTAL ESTIMATE FY 08-09</b>	<b>ADOPTED BUDGET FY 09-10</b>
<b>FINES AND FORFEITS (continued)</b>						
Technology Fee	71,793	81,670	70,660	70,660	71,485	76,428
Building Security Fee	53,842	61,275	52,936	52,936	52,671	57,255
Time Payment Fee	101,761	123,354	100,500	100,500	105,730	105,600
Fugitive Apprehension	1,975	1,898	1,575	1,575	1,630	1,628
Juvenile Crime and Delinquencies	140	137	120	120	118	120
State Traffic Fees	13,702	15,818	13,806	13,806	13,847	14,630
CMI	82	85	86	86	67	68
Judicial Fees	7,526	9,244	7,038	7,038	7,641	7,611
State Jury Fees	5,141	6,260	4,896	4,896	5,232	5,800
Failure to Appear Fees	1,728	9,546	8,000	8,000	10,762	13,984
Indigent Defense Fee-IDF	-	1,522	-	-	-	-
Consolidated Court Cost	64,825	75,201	63,000	63,000	64,631	64,575
<b>Subtotal - FINES AND FORFEITS</b>	<b>2,629,703</b>	<b>3,006,348</b>	<b>2,694,113</b>	<b>2,694,113</b>	<b>2,629,074</b>	<b>2,774,404</b>
<b>FEES AND COLLECTIONS</b>						
Child Support - Adm. Fee	14,154	15,434	14,500	14,500	16,221	14,193
Tax Certificate	5,420	5,750	7,093	7,093	5,844	5,901
Certification Fee	15	1	-	-	-	-
City Secretary Fees	35	-	-	-	35	35
Public Info Req/Research	3,752	2,399	2,102	2,102	2,102	2,102
Credit Card Fee	2,949	4,602	4,521	4,521	14,551	18,353
Court Cost	86	32	-	-	-	-
Land Development Fees	229,110	158,489	380,000	380,000	159,000	159,000
Annexation Filing Fees	5,500	2,000	3,000	3,000	2,000	2,000
Street Cuts	115,180	80,450	113,335	113,335	85,000	140,000
Street Lights	125,321	38,376	34,838	34,838	10,000	10,000
Street Solicitation Registration	2,150	2,325	1,800	1,800	2,596	1,800
Lot Clearance Fee	35,498	27,399	25,000	25,000	23,500	25,000
Demolition Fees	-	-	-	-	23,663	-
Street Vendor Permit	3,330	4,590	4,500	4,500	4,300	4,350
Swimming Pool Fees	30,760	30,872	30,000	30,000	30,000	30,200
Swimming Pool Rental	7,980	10,202	8,000	8,000	8,000	8,000
Softball Rent	5,760	5,405	5,100	5,100	5,100	5,000
Rec. Center Annual Fee	39,223	42,576	42,000	42,000	42,000	43,000
Rec. Center-Summer Program	32,900	35,680	32,900	32,900	28,000	33,800
Seminar Registration Fees	6,021	1,055	1,000	1,000	-	-
Conference Fees	-	4,590	-	-	-	-
Vendor Fees	-	-	-	-	2,365	-
Vending Machines	489	227	344	344	14	10
Library Fines	55,181	138,039	151,200	151,200	280,188	91,006
Microfilm Printer Fee	-	-	-	-	41	-
Copier Reimbursement Fee	8,241	6,709	8,200	8,200	6,166	6,900
<b>Subtotal - FEES AND COLLECTIONS</b>	<b>729,055</b>	<b>617,202</b>	<b>869,433</b>	<b>869,433</b>	<b>750,686</b>	<b>600,650</b>

**CITY OF LAREDO, TEXAS  
GENERAL FUND SUMMARY  
REVENUES  
FY 2009-2010**

REVENUES	ACTUAL FY 06-07	ACTUAL FY 07-08	ORIGINAL BUDGET FY 08-09	AMENDED BUDGET FY 08-09	TOTAL ESTIMATE FY 08-09	ADOPTED BUDGET FY 09-10
<b>RENTS, ROYALTIES AND INTEREST</b>						
Rent -City Hall	27,000	27,000	27,000	27,000	27,000	27,000
Rent - Recreation Centers	3,900	7,402	3,600	3,600	3,600	3,800
Rent - Library Rooms	1,390	1,690	1,200	1,200	1,950	1,900
Rent - Library Equipment	150	190	135	135	515	320
Rent - Land	21,779	70,891	45,000	45,000	75,874	55,000
Rent - River Drive Mall	76,328	78,957	77,620	77,620	80,676	82,300
Telecommunication Rentals	421,173	463,018	443,137	443,137	420,346	438,603
Parks and Pavilions	6,645	16,789	15,000	15,000	10,000	10,000
St. Patrick Church	75	725	-	-	300	300
CAA Head Start Program	25,500	25,500	25,500	25,500	25,500	25,500
W.I.C. Clinic	360	-	-	-	-	-
Commission - Concessions	943	350	750	750	6,000	6,000
Commission - Vending Machines	3,595	3,512	3,400	3,400	3,700	3,600
Commission - Telephone	2,040	632	1,500	1,500	-	-
Market Tennis Courts	1,508	1,205	1,500	1,500	1,500	1,600
Other	68	75	-	-	532	-
Mineral Royalties	23,568	22,997	20,000	20,000	19,500	20,000
Inspection Fees	-	-	2,600	2,600	2,200	2,200
Interest Earnings	1,801,906	1,547,780	1,033,600	1,033,600	919,600	831,300
Net Increase (Decrease) in the Fair Value of Investments	50,746	(48,159)	-	-	-	-
Interest Charge-Contracts	4,395	4,608	-	-	1,080	900
Interest Earnings Restricted	-	230,542	-	-	-	-
Premiums	-	772,484	-	-	-	-
Discount Earnings	1,071	1,130	-	-	2,500	2,000
<b>Subtotal - RENTS, ROYALTIES AND INTEREST</b>	<b>2,474,140</b>	<b>3,229,318</b>	<b>1,701,542</b>	<b>1,701,542</b>	<b>1,602,373</b>	<b>1,512,323</b>

**REIMBURSEMENTS AND MISCELLANEOUS**

Contributions	12,275	227,990	5,000	6,000	5,000	255,000
Christmas Committee	3,744	-	-	-	-	-
Reimbursement - Jury Duty	3,192	3,881	3,196	3,196	4,010	3,562
Reimbursement - Worker's Comp	331,789	375,051	300,572	300,572	320,647	327,180
Xerox Copies	364	370	-	-	600	450
Reimbursement - Court Cases	1,708	2,913	2,000	2,000	2,102	2,000
Reimbursement - Prior Year Exp	(62,140)	45,720	-	-	2,725	3,000
Reimbursement - Damaged Property	82,531	55,363	-	-	12,129	-
Returned Checks Fee	3,511	3,002	-	-	2,925	3,000
Bad Debt Recovery	31,589	15,944	-	-	4,000	4,500
Public Works Salary / Material	-	123,896	673,843	673,843	106,406	-
Miscellaneous Revenue	23,306	30,278	55,000	55,000	65,000	55,000
Sale of Land	-	42,000	-	-	-	-
Sale of Streets-Principal	24,963	8,469	-	-	-	-

**CITY OF LAREDO, TEXAS  
GENERAL FUND SUMMARY  
REVENUES  
FY 2009-2010**

<b>REVENUES</b>	<b>ACTUAL FY 06-07</b>	<b>ACTUAL FY 07-08</b>	<b>ORIGINAL BUDGET FY 08-09</b>	<b>AMENDED BUDGET FY 08-09</b>	<b>TOTAL ESTIMATE FY 08-09</b>	<b>ADOPTED BUDGET FY 09-10</b>
<b>REIMBURSEMENTS AND MISCELLANEOUS</b>						
<b>(continued)</b>						
Appraisals/Abstracts	1,750	1,050	-	-	-	-
Sale of Vehicles	165,250	92,369	-	-	34,112	20,000
Sale/Disposition - Assets	2,123	7,035	-	-	-	-
Sale of Scrap Materials	3,594	4,920	2,000	2,000	2,264	2,000
Subtotal - REIMBURSEMENTS AND MISCELLANEOUS	629,549	1,040,251	1,041,611	1,042,611	561,920	675,692
<b>OTHER FINANCING SOURCES</b>						
Police Trust Fund	-	-	-	-	-	350,000
Hotel-Motel Occupancy Tax	10,997	12,685	25,000	25,000	10,000	22,743
Recreation Fund	83,000	-	-	-	-	100,000
Contractual Obligations	640,000	-	-	-	-	-
Capital Improvement Fund	-	-	1,000,000	1,000,000	1,000,000	2,500,000
Bridge	-	-	1,058,950	1,058,950	1,054,629	-
Capital Leases	144,235	-	-	-	-	-
Comb Tax & WW & SS 2008B	-	46,235,000	-	-	-	-
Subtotal - OTHER FINANCING SOURCES	878,232	46,247,685	2,083,950	2,083,950	2,064,629	2,972,743
<b>TOTAL REVENUES</b>	<b>120,312,348</b>	<b>175,903,710</b>	<b>137,049,782</b>	<b>137,071,960</b>	<b>129,611,036</b>	<b>133,706,315</b>

**CITY OF LAREDO, TEXAS  
GENERAL FUND SUMMARY  
EXPENDITURES  
FY 2009-2010**

EXPENDITURES	ACTUAL FY 06-07	ACTUAL FY 07-08	ORIGINAL BUDGET FY 08-09	AMENDED BUDGET FY 08-09	TOTAL ESTIMATE FY 08-09	ADOPTED BUDGET FY 09-10
<b>GENERAL GOVERNMENT</b>						
<b>Mayor and City Council</b>						
Personnel Services	150,581	281,810	186,980	186,980	178,569	193,189
Materials and Supplies	48,910	63,870	96,649	86,826	66,895	96,649
Contractual Services	295,472	362,490	466,873	484,394	449,801	462,144
Contractual Services (Districts)	29,323	-	-	-	-	-
Other	-	-	-	-	13	-
<b>Total Mayor and City Council</b>	<b>524,286</b>	<b>708,170</b>	<b>750,502</b>	<b>758,200</b>	<b>695,278</b>	<b>751,982</b>
<b>City Manager's Office</b>						
<b>City Manager</b>						
Personnel Services	1,264,536	1,050,056	1,118,735	1,118,735	967,664	979,390
Materials and Supplies	13,285	23,122	17,650	16,726	16,726	17,650
Contractual Services	85,361	100,962	92,126	92,274	86,784	92,790
Other Charges	-	7	-	12,549	-	-
<b>Subtotal City Manager</b>	<b>1,363,182</b>	<b>1,174,147</b>	<b>1,228,511</b>	<b>1,240,284</b>	<b>1,071,174</b>	<b>1,089,830</b>
<b>Internal Audit</b>						
Personnel Services	196,744	208,849	215,732	215,732	208,880	217,882
Materials and Supplies	686	968	2,399	2,399	3,600	2,828
Contractual Services	15,556	11,783	15,715	15,064	13,195	14,974
Other Charges	-	7	-	-	-	-
<b>Subtotal Internal Audit</b>	<b>212,986</b>	<b>221,607</b>	<b>233,846</b>	<b>233,195</b>	<b>225,675</b>	<b>235,684</b>
<b>Public Information Office</b>						
Personnel Services	59,454	69,976	149,343	149,343	69,540	141,909
Materials and Supplies	588	1,577	2,150	2,441	1,800	2,150
Contractual Services	7,430	4,094	33,171	31,541	6,308	31,762
<b>Subtotal Information Office</b>	<b>67,472</b>	<b>75,647</b>	<b>184,664</b>	<b>183,325</b>	<b>77,648</b>	<b>175,821</b>
<b>Customer Service</b>						
Personnel Services	81,478	-	-	-	-	-
Materials and Supplies	2,068	2,134	-	-	-	-
Contractual Services	12,835	17,175	-	-	-	-
<b>Subtotal Customer Service</b>	<b>96,381</b>	<b>19,309</b>	<b>-</b>	<b>-</b>	<b>-</b>	<b>-</b>
<b>City Hall Maintenance</b>						
Personnel Services	157,957	165,879	171,410	171,410	160,909	175,066
Materials and Supplies	55,443	36,674	47,942	61,419	60,648	48,897
Contractual Services	223,749	248,935	273,251	275,299	260,299	251,792
<b>Subtotal City Hall Maintenance</b>	<b>437,149</b>	<b>451,488</b>	<b>492,603</b>	<b>508,128</b>	<b>481,856</b>	<b>475,755</b>
<b>Total City Manager's Office</b>	<b>2,177,170</b>	<b>1,942,198</b>	<b>2,139,624</b>	<b>2,164,932</b>	<b>1,856,353</b>	<b>1,977,090</b>

**CITY OF LAREDO, TEXAS  
GENERAL FUND SUMMARY  
EXPENDITURES  
FY 2009-2010**

EXPENDITURES	ACTUAL FY 06-07	ACTUAL FY 07-08	ORIGINAL BUDGET FY 08-09	AMENDED BUDGET FY 08-09	TOTAL ESTIMATE FY 08-09	ADOPTED BUDGET FY 09-10
<b>Municipal Court</b>						
Personnel Services	860,404	905,593	1,094,828	1,094,828	1,054,306	1,054,442
Materials and Supplies	63,222	24,751	44,500	44,991	31,750	44,000
Contractual Services	220,604	231,744	273,109	301,091	250,155	283,705
Other Charges	335	961	78,830	30,505	300	95,283
Capital Outlay	-	-	-	25,000	-	-
<b>Total Municipal Court</b>	<b>1,144,565</b>	<b>1,163,049</b>	<b>1,491,267</b>	<b>1,496,415</b>	<b>1,336,511</b>	<b>1,477,430</b>
<b>Building Development Services</b>						
<b>Building Inspections</b>						
Personnel Services	1,235,751	1,371,702	1,423,206	1,423,206	1,293,995	1,269,521
Materials and Supplies	54,742	87,661	83,870	84,959	55,526	67,120
Contractual Services	110,172	133,519	203,569	197,721	180,640	193,107
Other Charges	-	11	-	20,716	-	-
<b>Total Building Inspections</b>	<b>1,400,665</b>	<b>1,592,893</b>	<b>1,710,645</b>	<b>1,726,602</b>	<b>1,530,161</b>	<b>1,529,748</b>
<b>Development Review Eng</b>						
Personnel Services	-	-	490,006	490,006	489,685	447,272
Materials and Supplies	-	-	17,400	16,908	13,700	17,400
Contractual Services	-	-	11,600	11,600	10,365	22,931
<b>Total Development Review Eng</b>	<b>-</b>	<b>-</b>	<b>519,006</b>	<b>518,514</b>	<b>513,750</b>	<b>487,603</b>
<b>Code Enforcement</b>						
Personnel Services	-	-	325,245	325,245	325,245	294,684
Materials and Supplies	-	-	30,750	30,750	11,257	15,750
Contractual Services	-	-	10,800	10,300	9,700	23,003
<b>Total Code Enforcement</b>	<b>-</b>	<b>-</b>	<b>366,795</b>	<b>366,295</b>	<b>346,202</b>	<b>333,437</b>
<b>Public Right of Way</b>						
Personnel Services	-	-	155,593	155,593	154,918	164,531
Materials and Supplies	-	-	16,550	16,550	6,808	11,050
Contractual Services	-	-	5,200	4,700	4,600	13,987
<b>Total Public Right of Way</b>	<b>-</b>	<b>-</b>	<b>177,343</b>	<b>176,843</b>	<b>166,326</b>	<b>189,568</b>
<b>Geographic Information System</b>						
Personnel Services	-	-	178,129	178,129	178,129	180,380
Materials and Supplies	-	-	8,650	14,150	11,642	9,050
Contractual Services	-	-	12,500	6,000	8,900	17,410
<b>Total Geographic Information System</b>	<b>-</b>	<b>-</b>	<b>199,279</b>	<b>198,279</b>	<b>198,671</b>	<b>206,840</b>
<b>Total Building Development Services</b>	<b>1,400,665</b>	<b>1,592,893</b>	<b>2,973,068</b>	<b>2,986,533</b>	<b>2,755,110</b>	<b>2,747,196</b>

**CITY OF LAREDO, TEXAS  
GENERAL FUND SUMMARY  
EXPENDITURES  
FY 2009-2010**

EXPENDITURES	ACTUAL FY 06-07	ACTUAL FY 07-08	ORIGINAL BUDGET FY 08-09	AMENDED BUDGET FY 08-09	TOTAL ESTIMATE FY 08-09	ADOPTED BUDGET FY 09-10
<b>City Attorney's Office</b>						
Personnel Services	674,838	704,535	884,245	884,245	798,132	922,355
Materials and Supplies	42,563	49,010	48,907	62,013	48,999	48,907
Contractual Services	65,032	87,744	64,494	84,159	74,505	65,124
Other Charges	-	-	-	5,000	-	-
<b>Total City Attorney's Office</b>	<b>782,433</b>	<b>841,289</b>	<b>997,646</b>	<b>1,035,417</b>	<b>921,636</b>	<b>1,036,386</b>
<b>City Secretary's Office</b>						
City Secretary						
Personnel Services	297,366	311,008	335,378	335,378	335,408	331,895
Materials and Supplies	13,685	16,590	13,923	18,658	18,358	13,923
Contractual Services	70,665	92,372	105,444	101,444	101,509	101,507
Other Charges	9	372	-	9,700	77	-
Capital Outlay	-	6,050	-	-	-	-
<b>Subtotal City Secretary</b>	<b>381,725</b>	<b>426,392</b>	<b>454,745</b>	<b>465,180</b>	<b>455,352</b>	<b>447,325</b>
Elections						
Personnel Services	-	-	1,301	1,301	167	1,255
Materials and Supplies	27	196	431	-	431	431
Contractual Services	130,879	72,566	87,476	77,476	77,776	7,476
<b>Subtotal Elections</b>	<b>130,906</b>	<b>72,762</b>	<b>89,208</b>	<b>78,777</b>	<b>78,374</b>	<b>9,162</b>
<b>Total City Secretary's Office</b>	<b>512,631</b>	<b>499,154</b>	<b>543,953</b>	<b>543,957</b>	<b>533,726</b>	<b>456,487</b>
<b>Tax Office</b>						
Personnel Services	833,451	873,717	898,592	898,592	898,592	895,723
Materials and Supplies	25,932	19,906	35,057	32,057	30,736	33,835
Contractual Services	106,943	104,400	113,948	107,194	112,037	116,990
Other Charges	267	43	-	9,754	-	-
Capital Outlay	-	4,117	68,000	88,880	88,880	-
<b>Total Tax Office</b>	<b>966,593</b>	<b>1,002,183</b>	<b>1,115,597</b>	<b>1,136,477</b>	<b>1,130,245</b>	<b>1,046,548</b>
<b>Financial Services</b>						
Accounting						
Personnel Services	954,434	979,908	1,067,084	1,067,084	989,916	1,028,825
Materials and Supplies	25,424	32,586	48,100	39,500	38,450	46,700
Contractual Services	124,816	107,884	132,467	133,071	132,041	127,649
Other Charges	-	-	-	17,806	-	-
<b>Subtotal Accounting</b>	<b>1,104,674</b>	<b>1,120,378</b>	<b>1,247,651</b>	<b>1,257,461</b>	<b>1,160,407</b>	<b>1,203,174</b>

**CITY OF LAREDO, TEXAS  
GENERAL FUND SUMMARY  
EXPENDITURES  
FY 2009-2010**

EXPENDITURES	ACTUAL FY 06-07	ACTUAL FY 07-08	ORIGINAL BUDGET FY 08-09	AMENDED BUDGET FY 08-09	TOTAL ESTIMATE FY 08-09	ADOPTED BUDGET FY 09-10
Purchasing						
Personnel Services	415,267	440,529	456,166	456,166	455,641	443,340
Materials and Supplies	4,899	3,990	4,680	3,840	3,387	5,630
Contractual Services	18,692	18,537	28,305	27,661	27,599	27,047
Subtotal Purchasing	438,858	463,056	489,151	487,667	486,627	476,017
Payroll						
Personnel Services	164,572	177,618	194,863	194,863	192,200	196,618
Materials and Supplies	5,045	3,167	3,400	3,600	3,144	3,537
Contractual Services	9,550	10,461	12,310	11,324	11,314	11,111
Other Charges	3,469	-	-	-	-	-
Subtotal Payroll	182,636	191,246	210,573	209,787	206,658	211,266
Accounts Payable						
Personnel Services	289,482	293,446	317,773	317,773	265,865	307,174
Materials and Supplies	3,988	3,026	6,959	6,959	6,959	6,959
Contractual Services	16,653	20,303	24,094	22,541	22,541	21,624
Subtotal Accounts Payable	310,123	316,775	348,826	347,273	295,365	335,757
Budget						
Personnel Services	247,541	245,534	278,555	278,555	281,141	281,519
Materials and Supplies	10,721	8,644	14,750	14,996	10,546	15,500
Contractual Services	35,124	33,337	70,105	74,433	61,725	69,338
Capital Outlay	51,513	-	-	-	-	-
Subtotal Budget	344,899	287,515	363,410	367,984	353,412	366,357
Total Financial Services	2,381,190	2,378,970	2,659,611	2,670,172	2,502,469	2,592,571
<b>Human Resources</b>						
Personnel						
Personnel Services	472,615	403,118	380,403	380,403	380,403	383,953
Materials and Supplies	6,682	9,854	19,585	19,678	19,678	19,585
Contractual Services	31,785	35,898	48,638	45,232	45,232	39,973
Other Charges	-	-	-	15,661	-	-
Subtotal Personnel	511,082	448,870	448,626	460,974	445,313	443,511
Civil Service						
Personnel Services	62,715	66,138	68,392	68,392	68,429	69,190
Materials and Supplies	6,799	880	1,159	1,159	1,159	1,159
Contractual Services	9,299	11,621	43,401	41,231	41,231	44,932
Subtotal Civil Service	78,813	78,639	112,952	110,782	110,819	115,281

**CITY OF LAREDO, TEXAS  
GENERAL FUND SUMMARY  
EXPENDITURES  
FY 2009-2010**

EXPENDITURES	ACTUAL FY 06-07	ACTUAL FY 07-08	ORIGINAL BUDGET FY 08-09	AMENDED BUDGET FY 08-09	TOTAL ESTIMATE FY 08-09	ADOPTED BUDGET FY 09-10
Training Division						
Personnel Services	104,351	181,554	242,669	242,669	242,669	238,135
Materials and Supplies	29,558	26,277	36,673	38,063	37,707	32,966
Contractual Services	146,555	74,687	164,818	154,743	154,743	56,600
Subtotal Training Division	280,464	282,518	444,160	435,475	435,119	327,701
Total Human Resources	870,359	810,027	1,005,738	1,007,231	991,251	886,493
<b>Planning</b>						
Planning						
Personnel Services	874,952	1,003,659	741,761	741,761	741,761	730,854
Materials and Supplies	26,347	24,491	35,621	36,552	25,789	29,966
Contractual Services	90,771	72,622	162,731	155,155	155,155	152,342
Other Charges	-	3	-	7,665	-	-
Subtotal Planning	992,070	1,100,775	940,113	941,133	922,705	913,162
Planning Grants						
Personnel Services	54,119	49,625	35,284	35,284	37,272	58,441
Materials and Supplies	6,449	8,225	5,750	5,750	4,562	5,750
Contractual Services	426,188	361,176	339,715	348,144	338,915	339,715
Subtotal Planning Grants	486,756	419,026	380,749	389,178	380,749	403,906
Total Planning	1,478,826	1,519,801	1,320,862	1,330,311	1,303,454	1,317,068
<b>Engineering</b>						
Administration						
Personnel Services	466,290	491,341	503,373	503,373	503,373	509,392
Materials and Supplies	8,367	9,326	12,537	12,667	6,774	8,003
Contractual Services	33,238	38,346	46,041	47,622	47,622	42,484
Other Charges	-	-	-	4,950	-	-
Subtotal Administration	507,895	539,013	561,951	568,612	557,769	559,879
Design and Surveying						
Personnel Services	928,048	952,088	888,591	888,591	888,591	904,465
Materials and Supplies	34,055	37,073	56,088	58,397	40,473	42,671
Contractual Services	30,951	38,383	51,841	47,511	47,511	57,770
Capital Outlay	90,541	-	-	2,130	2,130	-
Subtotal Design and Surveying	1,083,595	1,027,544	996,520	996,629	978,705	1,004,906



**CITY OF LAREDO, TEXAS  
GENERAL FUND SUMMARY  
EXPENDITURES  
FY 2009-2010**

EXPENDITURES	ACTUAL FY 06-07	ACTUAL FY 07-08	ORIGINAL BUDGET FY 08-09	AMENDED BUDGET FY 08-09	TOTAL ESTIMATE FY 08-09	ADOPTED BUDGET FY 09-10
Construction and Inspection						
Personnel Services	585,894	557,166	418,476	418,476	418,476	338,236
Materials and Supplies	34,573	39,783	45,594	45,594	27,096	43,226
Contractual Services	33,439	39,138	39,446	39,446	39,446	32,679
Other Charges	-	13	-	-	-	-
Subtotal Construction and Inspection	653,906	636,100	503,516	503,516	485,018	414,141
Total Engineering	2,245,396	2,202,657	2,061,987	2,068,757	2,021,492	1,978,926
<b>IST Department</b>						
Communication and Administrative Support Services						
Personnel Services	185,835	200,290	215,493	215,493	130,467	132,323
Materials and Supplies	10,934	8,766	8,519	10,319	10,572	8,910
Contractual Services	37,185	157,909	237,985	315,430	315,430	227,557
Capital Outlay	13,968	-	-	8,464	-	-
Total Administration	247,922	366,965	461,997	549,706	456,469	368,790
311 Program						
Personnel Services	-	152,574	155,142	155,142	187,150	189,261
Materials and Supplies	7,637	50,635	23,450	23,850	23,850	27,405
Contractual Services	-	69,631	83,823	99,199	99,199	80,414
Capital Outlay	-	34,464	-	-	-	-
Total 311 Program	7,637	307,304	262,415	278,191	310,199	297,080
Total IST Department	255,559	674,269	724,412	827,897	766,668	665,870
<b>Community Development</b>						
Center for Non-Profit Mgmt.						
Personnel Services	93,550	64,217	75,534	75,534	75,534	76,432
Materials and Supplies	12,679	8,943	15,200	14,900	14,900	14,900
Contractual Services	14,735	8,033	33,094	31,452	31,408	21,043
Other Charges	-	-	-	2,437	-	-
Subtotal Center for Non-Profit Management	120,964	81,193	123,828	124,323	121,842	112,375
Real Estate						
Personnel Services	287,028	170,670	236,672	236,672	143,633	192,101
Materials and Supplies	2,897	1,621	4,644	4,244	4,244	4,265
Contractual Services	17,238	24,429	33,942	32,412	32,417	34,237
Other Charges	-	16	-	1,930	-	-
Subtotal Real Estate	307,163	196,736	275,258	275,258	180,294	230,603
Total Community Development	428,127	277,929	399,086	399,581	302,136	342,978

**CITY OF LAREDO, TEXAS  
GENERAL FUND SUMMARY  
EXPENDITURES  
FY 2009-2010**

<b>EXPENDITURES</b>	<b>ACTUAL FY 06-07</b>	<b>ACTUAL FY 07-08</b>	<b>ORIGINAL BUDGET FY 08-09</b>	<b>AMENDED BUDGET FY 08-09</b>	<b>TOTAL ESTIMATE FY 08-09</b>	<b>ADOPTED BUDGET FY 09-10</b>
<b>Economic Development</b>						
Personnel Services	-	-	95,149	-	-	-
Other Charges	-	-	-	75,000	75,000	-
<b>Total Economic Development</b>	<b>-</b>	<b>-</b>	<b>95,149</b>	<b>75,000</b>	<b>75,000</b>	<b>-</b>
<b>TOTAL GENERAL GOVERNMENT</b>	<b>15,167,800</b>	<b>15,612,589</b>	<b>18,278,502</b>	<b>18,500,880</b>	<b>17,191,329</b>	<b>17,277,025</b>
<b>PUBLIC SAFETY</b>						
<b>Police</b>						
Police						
Personnel Services	2,754,737	2,869,721	2,843,445	2,843,445	2,807,213	3,003,369
Materials and Supplies	169,248	117,063	1,535,364	607,430	93,360	129,375
Contractual Services	1,105,777	418,872	1,227,072	1,250,268	1,226,998	904,834
Other Charges	110,449	769	1,200	1,200	546	1,200
Capital Outlay	28,948	-	-	14,200	14,200	-
<b>Subtotal Police</b>	<b>4,169,159</b>	<b>3,406,425</b>	<b>5,607,081</b>	<b>4,716,543</b>	<b>4,142,317</b>	<b>4,038,778</b>
Records / Property						
Personnel Services	1,076,225	1,009,663	1,051,781	1,051,781	912,646	1,135,016
Materials & Supplies	16,511	25,419	17,500	25,885	18,312	26,084
Contractual Services	200,585	148,984	140,130	143,158	139,293	167,196
Other Charges	-	6	-	-	-	-
<b>Subtotal Records / Property</b>	<b>1,293,321</b>	<b>1,184,072</b>	<b>1,209,411</b>	<b>1,220,824</b>	<b>1,070,251</b>	<b>1,328,296</b>
Autotheft						
Personnel Services	338,960	363,371	404,149	404,149	410,518	231,871
Materials and Supplies	18,069	26,951	-	19,137	16,332	26,130
Contractual Services	32,415	44,629	3,912	3,912	3,912	5,665
<b>Subtotal Autotheft</b>	<b>389,444</b>	<b>434,951</b>	<b>408,061</b>	<b>427,198</b>	<b>430,762</b>	<b>263,666</b>
Detective						
Personnel	4,766,153	5,182,870	5,373,713	5,373,713	5,304,201	5,417,342
Materials & Supplies	100,313	133,755	18,500	112,500	80,200	125,101
Contractual Services	401,242	477,143	318,560	319,674	301,896	401,987
Other Charges	-	18	-	-	-	-
<b>Subtotal Detective</b>	<b>5,267,708</b>	<b>5,793,786</b>	<b>5,710,773</b>	<b>5,805,887</b>	<b>5,686,297</b>	<b>5,944,430</b>
SRO Program						
Personnel	1,014,035	1,134,154	1,163,716	1,163,716	1,174,559	1,049,326
Materials & Supplies	20,764	25,951	2,000	2,000	-	-
Contractual Services	52,320	37,626	19,239	19,239	17,239	19,183
Other Charges	-	14	-	-	-	-
<b>Subtotal LISD SRO Program</b>	<b>1,087,119</b>	<b>1,197,745</b>	<b>1,184,955</b>	<b>1,184,955</b>	<b>1,191,798</b>	<b>1,068,509</b>

**CITY OF LAREDO, TEXAS**  
**GENERAL FUND SUMMARY**  
**EXPENDITURES**  
**FY 2009-2010**

<b>EXPENDITURES</b>	<b>ACTUAL FY 06-07</b>	<b>ACTUAL FY 07-08</b>	<b>ORIGINAL BUDGET FY 08-09</b>	<b>AMENDED BUDGET FY 08-09</b>	<b>TOTAL ESTIMATE FY 08-09</b>	<b>ADOPTED BUDGET FY 09-10</b>
Narcotics/Pipeline/K-9						
Personnel	2,513,430	2,712,910	2,783,368	2,783,368	2,917,469	2,749,031
Materials & Supplies	68,163	90,933	18,966	133,741	92,915	170,816
Contractual Services	113,263	127,970	69,350	69,362	69,862	226,022
Other Charges	-	15	-	-	-	-
Subtotal Narcotics/Pipeline/K-9	<u>2,694,856</u>	<u>2,931,828</u>	<u>2,871,684</u>	<u>2,986,471</u>	<u>3,080,246</u>	<u>3,145,869</u>
911 Communications						
Personnel Services	1,864,533	2,180,264	2,412,616	2,412,616	2,349,994	2,504,060
Materials & Supplies	40,450	46,190	8,000	29,299	21,617	16,535
Contractual Services	21,271	34,236	21,765	35,765	21,481	39,305
Other Charges	9,694	6	-	-	-	-
Capital Outlay	18,466	-	-	120,432	120,432	-
Subtotal 911 Communications	<u>1,954,414</u>	<u>2,260,696</u>	<u>2,442,381</u>	<u>2,598,112</u>	<u>2,513,524</u>	<u>2,559,900</u>
Criminal Int. Acquisition						
Personnel	660,292	628,400	628,292	628,292	291,230	307,827
Materials and Supplies	10,686	14,684	8,000	18,324	9,529	15,706
Contractual Services	18,058	18,074	15,906	17,642	13,862	26,851
Other Charges	-	2	-	-	-	-
Subtotal Criminal Int. Acquisition	<u>689,036</u>	<u>661,160</u>	<u>652,198</u>	<u>664,258</u>	<u>314,621</u>	<u>350,384</u>
Patrol Division						
Personnel Services	20,038,886	24,279,641	27,207,294	27,207,294	25,735,162	27,699,836
Materials and Supplies	994,874	1,441,621	789,453	1,547,472	1,246,096	1,554,103
Contractual Services	1,079,431	2,371,389	1,891,210	1,937,346	2,030,696	2,029,615
Other Charges	-	70	-	-	-	-
Subtotal Patrol Division	<u>22,113,191</u>	<u>28,092,721</u>	<u>29,887,957</u>	<u>30,692,112</u>	<u>29,011,954</u>	<u>31,283,554</u>
Total Police	<u>39,658,248</u>	<u>45,963,384</u>	<u>49,974,501</u>	<u>50,296,360</u>	<u>47,441,770</u>	<u>49,983,386</u>
<b>Fire</b>						
Fire						
Personnel Services	19,976,046	21,938,769	22,561,194	22,561,194	21,892,714	22,862,909
Materials and Supplies	584,690	763,016	825,845	870,089	735,367	773,357
Contractual Services	574,461	795,914	757,385	788,123	779,123	767,336
Other Charges	-	8	-	22,221	-	-
Capital Outlay	5,746	838	-	-	-	-
Debt Service	-	47,650	47,650	47,650	47,650	47,650
Subtotal Fire	<u>21,140,943</u>	<u>23,546,195</u>	<u>24,192,074</u>	<u>24,289,277</u>	<u>23,454,854</u>	<u>24,451,252</u>

**CITY OF LAREDO, TEXAS  
GENERAL FUND SUMMARY  
EXPENDITURES  
FY 2009-2010**

EXPENDITURES	ACTUAL FY 06-07	ACTUAL FY 07-08	ORIGINAL BUDGET FY 08-09	AMENDED BUDGET FY 08-09	TOTAL ESTIMATE FY 08-09	ADOPTED BUDGET FY 09-10
EMS						
Personnel Services	5,925,233	6,301,216	6,440,084	6,440,084	6,741,220	6,302,859
Materials and Supplies	327,275	395,620	462,523	477,659	361,997	421,706
Contractual Services	184,007	210,737	220,624	204,121	204,121	239,751
Other Charges	-	2	-	-	-	-
Capital Outlay	438	-	-	-	-	-
Subtotal EMS	6,436,953	6,907,575	7,123,231	7,121,864	7,307,338	6,964,316
EMS - Trauma Service Area						
Materials and Supplies	5,484	20,858	-	15,000	-	-
Subtotal EMS - Trauma Service Area	5,484	20,858	-	15,000	-	-
Civilians						
Personnel Services	439,931	499,372	563,965	563,965	540,224	526,296
Contractual Services	8,777	1,921	3,185	3,185	3,185	7,813
Subtotal Civilians	448,708	501,293	567,150	567,150	543,409	534,109
Fire Prevention & Arson						
Personnel Services	1,359,588	1,329,005	1,365,228	1,365,228	1,323,370	1,458,168
Materials and Supplies	39,209	46,590	59,006	57,042	39,912	49,424
Contractual Services	45,862	50,327	36,298	37,536	36,736	43,992
Other Charges	-	1	-	-	-	-
Subtotal Fire Prevention & Arson	1,444,659	1,425,923	1,460,532	1,459,806	1,400,018	1,551,584
Airport						
Personnel Services	826,313	876,026	856,038	856,038	894,724	907,412
Materials and Supplies	19,046	23,292	26,539	29,789	32,184	25,354
Contractual Services	38,827	42,146	46,901	47,096	42,502	41,254
Subtotal Airport	884,186	941,464	929,478	932,923	969,410	974,020
Fire In-House Training						
Personnel Services	357,634	366,413	336,471	336,471	394,603	365,697
Materials and Supplies	10,954	34,318	19,563	26,406	21,978	96,633
Contractual Services	7,259	13,237	6,933	7,966	7,966	34,003
Subtotal Fire In-House Training	375,847	413,968	362,967	370,843	424,547	496,333
Fire Training Facility						
Personnel Services	305,044	389,863	309,117	309,117	366,907	332,094
Materials and Supplies	78,096	84,977	113,843	84,173	85,599	35,600
Contractual Services	93,761	94,056	96,381	83,960	86,230	59,130
Other Charges	3,100	6,700	-	-	-	-
Subtotal Fire Training Facility	480,001	575,596	519,341	477,250	538,736	426,824

**CITY OF LAREDO, TEXAS  
GENERAL FUND SUMMARY  
EXPENDITURES  
FY 2009-2010**

EXPENDITURES	ACTUAL FY 06-07	ACTUAL FY 07-08	ORIGINAL BUDGET FY 08-09	AMENDED BUDGET FY 08-09	TOTAL ESTIMATE FY 08-09	ADOPTED BUDGET FY 09-10
Emergency Management						
Materials and Supplies	1,234	3,043	7,825	6,560	7,825	7,825
Contractual Services	10,312	11,461	11,283	12,717	11,283	11,283
Subtotal Emergency Management	11,546	14,504	19,108	19,277	19,108	19,108
Total Fire	31,228,327	34,347,376	35,173,881	35,253,390	34,657,420	35,417,546
<b>Traffic</b>						
Administration						
Personnel Services	336,206	363,160	371,355	371,355	358,220	331,314
Materials and Supplies	51,659	35,040	49,509	44,609	30,664	36,523
Contractual Services	85,904	93,294	123,808	123,253	114,408	111,291
Other Charges	2,583	1,559	-	46,800	-	-
Subtotal Administration	476,352	493,053	544,672	586,017	503,292	479,128
Engineering						
Personnel Services	296,036	344,598	370,195	370,195	374,195	305,716
Materials and Supplies	8,603	12,409	15,193	15,007	5,712	12,623
Contractual Services	24,297	11,916	28,545	27,545	11,321	32,471
Other Charges	-	8	-	-	-	-
Subtotal Engineering	328,936	368,931	413,933	412,747	391,228	350,810
Signals						
Personnel Services	333,317	355,459	371,698	371,698	364,362	343,080
Materials and Supplies	208,171	233,503	223,025	217,374	199,318	248,286
Contractual Services	278,811	283,476	317,858	314,860	312,758	241,982
Capital Outlay	-	-	-	10,200	10,200	-
Subtotal Signals	820,299	872,438	912,581	914,132	886,638	833,348
Signs						
Personnel Services	204,216	250,418	238,811	238,811	202,500	242,415
Materials and Supplies	74,756	144,337	184,901	153,326	146,988	149,093
Contractual Services	15,294	23,047	18,806	16,806	15,706	27,217
Other Charges	-	2	-	-	-	-
Subtotal Signs	294,266	417,804	442,518	408,943	365,194	418,725
Markings						
Personnel Services	173,114	188,233	199,395	199,395	142,900	153,803
Materials and Supplies	51,347	137,111	101,475	96,405	76,100	97,472
Contractual Services	10,386	7,229	16,046	16,046	15,046	20,941
Capital Outlay	-	19,688	-	-	-	-
Subtotal Markings	234,847	352,261	316,916	311,846	234,046	272,216

**CITY OF LAREDO, TEXAS  
GENERAL FUND SUMMARY  
EXPENDITURES  
FY 2009-2010**

EXPENDITURES	ACTUAL FY 06-07	ACTUAL FY 07-08	ORIGINAL BUDGET FY 08-09	AMENDED BUDGET FY 08-09	TOTAL ESTIMATE FY 08-09	ADOPTED BUDGET FY 09-10
Street Lights						
Materials and Supplies	22,372	36,536	50,000	56,098	56,098	55,000
Contractual Services	2,186,177	2,071,861	2,300,000	2,300,000	2,100,000	1,692,263
Subtotal Street Lights	2,208,549	2,108,397	2,350,000	2,356,098	2,156,098	1,747,263
Total Traffic	4,363,249	4,612,884	4,980,620	4,989,783	4,536,496	4,101,490
Homeland Security Grant						
Fire						
Capital Outlay	471,145	4,250	-	-	-	-
Subtotal Fire	471,145	4,250	-	-	-	-
Police						
Materials and Supplies	594	-	-	7,569	-	-
Capital Outlay	133,466	-	-	-	-	-
Subtotal Police	134,060	-	-	7,569	-	-
Disaster Mitigation Fund						
Personnel	4,992	15,042	-	-	-	-
Materials and Supplies	950	741	-	-	-	-
Contractual Services	-	4,093	-	-	-	-
Subtotal Disaster Mitigation Fund	5,942	19,876	-	-	-	-
Public Safety						
Capital Outlay	31,000	-	-	-	-	-
Subtotal Public Safety	31,000	-	-	-	-	-
Total Homeland Security Grant	642,147	24,126	-	7,569	-	-
<b>TOTAL PUBLIC SAFETY</b>	<b>75,891,971</b>	<b>84,947,770</b>	<b>90,129,002</b>	<b>90,547,102</b>	<b>86,635,686</b>	<b>89,502,422</b>
<b>PUBLIC WORKS</b>						
Administration						
Personnel Services	519,397	518,240	501,895	501,895	501,895	509,254
Materials and Supplies	19,745	16,235	36,352	27,532	25,855	30,532
Contractual Services	194,695	200,467	242,231	239,544	233,044	227,919
Other Charges	-	-	-	12,070	-	-
Subtotal Administration	733,837	734,942	780,478	781,041	760,794	767,705
Street Maintenance						
Personnel Services	723,337	693,811	841,146	841,146	841,146	736,905
Materials and Supplies	375,093	308,159	381,356	383,109	382,977	358,055
Contractual Services	104,638	103,420	125,121	125,121	125,121	148,531
Other Charges	1,087	21	-	-	-	-
Capital Outlay	131,455	-	-	-	-	-
Subtotal Street Maintenance	1,335,610	1,105,411	1,347,623	1,349,376	1,349,244	1,243,491

**CITY OF LAREDO, TEXAS  
GENERAL FUND SUMMARY  
EXPENDITURES  
FY 2009-2010**

EXPENDITURES	ACTUAL FY 06-07	ACTUAL FY 07-08	ORIGINAL BUDGET FY 08-09	AMENDED BUDGET FY 08-09	TOTAL ESTIMATE FY 08-09	ADOPTED BUDGET FY 09-10
Street Construction						
Personnel Services	124,995	222,158	283,317	283,317	283,317	290,407
Materials and Supplies	523,266	494,480	613,085	619,255	607,474	388,030
Contractual Services	239,443	219,823	258,269	260,729	260,729	381,395
Other Charges	34,399	54,682	-	-	-	-
Subtotal Street Construction	922,103	991,143	1,154,671	1,163,301	1,151,520	1,059,832
Street Cleaning						
Personnel Services	631,423	811,308	878,142	878,142	578,142	858,586
Materials and Supplies	62,613	160,941	119,153	119,246	106,477	186,027
Contractual Services	221,068	220,894	191,968	191,968	191,968	256,986
Other Charges	2,657	13	-	-	-	-
Subtotal Street Cleaning	917,761	1,193,156	1,189,263	1,189,356	876,587	1,301,599
Building Rehab						
Personnel Services	580,046	600,422	692,202	692,202	692,202	715,118
Materials and Supplies	29,240	42,425	53,164	55,154	42,310	48,676
Contractual Services	21,766	28,587	32,932	32,997	32,997	26,356
Other Charges	2,605	-	-	-	-	-
Subtotal Building Rehab	633,657	671,434	778,298	780,353	767,509	790,150
Warehouse						
Personnel Services	63,317	79,875	81,391	81,391	81,391	83,133
Materials and Supplies	1,491	20,288	17,296	17,323	16,767	16,303
Contractual Services	(10,590)	3,829	4,802	5,186	5,186	5,427
Other Charges	383	5	-	-	-	-
Subtotal Warehouse	54,601	103,997	103,489	103,900	103,344	104,863
Special Constr. Projects						
Personnel Services	231,720	259,059	145,918	145,918	145,918	295,918
Materials and Supplies	-	-	5,378	5,378	24	2,669
Contractual Services	485	113	5,971	5,971	5,971	-
Other Charges	155	-	-	-	-	-
Subtotal Constr. Projects	232,360	259,172	157,267	157,267	151,913	298,587
Special Constr. Projects Capital Outlay	389,751	-	-	-	-	-
Subtotal Constr. Projects	389,751	-	-	-	-	-
<b>TOTAL PUBLIC WORKS</b>	<b>5,219,680</b>	<b>5,059,255</b>	<b>5,511,089</b>	<b>5,524,594</b>	<b>5,160,911</b>	<b>5,566,227</b>
<b>HEALTH AND WELFARE</b>						
Laredo Little Theater	-	31,740	31,740	31,740	31,740	8,000
Imaginarium of South Tx	-	-	50,000	50,000	50,000	13,750
TAMIU / Dance Productions	5,000	5,000	-	-	-	-
LCC Productions	-	2,500	-	-	-	-
Ldo Philharmonic Chorale	-	-	3,200	3,200	3,200	-

**CITY OF LAREDO, TEXAS  
GENERAL FUND SUMMARY  
EXPENDITURES  
FY 2009-2010**

EXPENDITURES	ACTUAL FY 06-07	ACTUAL FY 07-08	ORIGINAL BUDGET FY 08-09	AMENDED BUDGET FY 08-09	TOTAL ESTIMATE FY 08-09	ADOPTED BUDGET FY 09-10
<b>(continued)</b>						
CSS / Family Counseling	45,135	45,135	45,135	45,135	45,135	33,851
Animal Society	146,000	300,000	300,000	300,000	300,000	266,000
City - County Morgue	-	-	35,000	35,000	35,000	-
Crime Stoppers Inc.	5,000	1,000	1,000	1,000	1,000	1,000
Catholic Social Services	-	5,000	5,000	5,000	5,000	-
Laredo Regional Food Bank	9,375	9,375	9,375	9,375	9,375	8,000
South Texas Food Bank	34,094	24,875	25,875	25,875	25,875	35,875
Laredo Webb NHS	2,000	3,000	3,000	3,000	3,000	-
Elderly Nutrition PRG/CAA	12,500	12,500	-	-	-	-
Meals on Wheels	12,125	12,500	-	-	-	-
Bethany House	18,500	18,500	18,500	18,500	18,500	21,000
Paisano Girl Scout Council	-	5,000	5,000	5,000	5,000	5,000
SCAN	13,500	13,500	13,500	13,500	13,500	13,500
LISD Crime Stoppers	2,813	1,000	1,000	1,000	1,000	6,000
Children's International Advocacy	22,500	22,500	22,500	22,500	22,500	27,825
Boy's and Girl's Club of Laredo	41,000	41,000	41,000	41,000	41,000	41,000
Youth Commission	20,057	10,620	20,000	20,000	20,000	20,000
Border Area Nutritional Council	28,125	28,125	28,125	28,125	28,125	28,450
Literacy List of America	2,625	2,625	2,625	2,625	2,625	2,625
Sacred Heart Children's Home	11,000	15,000	15,000	15,000	15,000	15,000
BEST Inc.	5,274	10,000	10,000	10,000	10,000	10,000
Communities in Schools	5,625	1,000	-	-	-	-
Rio Grande International Study Center	9,643	-	-	-	-	-
Veteran's Coalition	51,000	84,300	80,000	80,000	80,000	80,000
Casa de Misericordia	15,375	11,000	11,000	11,000	11,000	16,000
S.T.C.A.D.A.	5,000	5,000	5,000	5,000	5,000	5,000
Club Olympia	1,875	2,880	5,000	5,000	5,000	-
Special Olympics-Area 21	3,413	5,000	5,000	5,000	5,000	10,000
Habitat for Humanity	10,500	10,500	10,500	10,500	10,500	10,500
Kidney Foundation of Laredo	12,000	15,000	15,000	15,000	15,000	20,000
Laredo Amateur Boxing	9,812	10,000	10,000	10,000	10,000	10,000
Big Brother / Sister of STX	-	5,000	5,000	5,000	5,000	5,000
Children's Internatl. Advo. Safe Haven	-	5,000	10,000	10,000	10,000	10,000
Holding Inst. Learning Center	-	5,000	5,000	5,000	5,000	-
Laredo Heat Youth Soccer	-	4,393	-	-	-	-
Area Health Ed Center Rio Grande	-	-	15,000	15,000	15,000	15,000
Boys Scouts of America	-	-	5,000	5,000	5,000	5,000
<b>Subtotal Aid to Other Agencies</b>	<b>560,866</b>	<b>784,568</b>	<b>868,075</b>	<b>868,075</b>	<b>868,075</b>	<b>743,376</b>
Code Enforcement						
Personnel	-	102,873	95,709	95,709	95,709	97,591
Materials and Supplies	-	6,642	11,125	10,086	7,063	8,225
Contractual Services	-	26,869	45,693	50,502	50,508	43,110
Other Charges	-	-	-	3,189	-	-
Subtotal Code Enforcement	-	136,384	152,527	159,486	153,280	148,926
<b>TOTAL HEALTH AND WELFARE</b>	<b>560,866</b>	<b>920,952</b>	<b>1,020,602</b>	<b>1,027,561</b>	<b>1,021,355</b>	<b>892,302</b>



**CITY OF LAREDO, TEXAS  
GENERAL FUND SUMMARY  
EXPENDITURES  
FY 2009-2010**

EXPENDITURES	ACTUAL FY 06-07	ACTUAL FY 07-08	ORIGINAL BUDGET FY 08-09	AMENDED BUDGET FY 08-09	TOTAL ESTIMATE FY 08-09	ADOPTED BUDGET FY 09-10
<b>CULTURE AND RECREATION</b>						
<b>Parks and Leisure</b>						
Parks Administration						
Personnel Services	443,837	470,210	466,200	466,200	428,396	432,952
Materials and Supplies	4,694	10,121	20,603	20,603	19,500	20,069
Contractual Services	109,692	77,859	60,823	65,672	65,172	57,174
Other Charges	-	-	-	55,808	-	-
Capital Outlay	56,071	-	-	-	-	-
Subtotal Parks Administration	614,294	558,190	547,626	608,283	513,068	510,195
Parks Maintenance						
Personnel Services	2,554,399	2,839,493	2,655,004	2,655,004	2,033,409	2,263,035
Materials and Supplies	390,953	516,655	588,223	567,999	440,996	555,184
Contractual Services	1,180,215	1,254,585	1,427,393	1,434,897	1,434,897	1,296,746
Other Charges	-	10	-	-	-	-
Capital Outlay	495	7,850	-	-	-	-
Subtotal Parks Maintenance	4,126,062	4,618,593	4,670,620	4,657,900	3,909,302	4,114,965
TX Forest Service Grant						
Materials and Supplies	5,031	-	-	-	-	-
Contractual Services	2,642	-	-	-	-	-
Subtotal TX Forest Service Grant	7,673	-	-	-	-	-
Recreation						
Personnel Services	459,296	584,308	649,322	649,322	571,798	533,534
Materials and Supplies	42,749	94,054	103,516	98,054	92,564	100,326
Contractual Services	84,926	105,772	82,991	92,408	92,408	74,024
Subtotal Recreation	586,971	784,134	835,829	839,784	756,770	707,884
Recreation Centers						
Personnel Services	1,082,267	1,186,414	1,203,057	1,203,057	1,197,359	1,256,602
Materials and Supplies	94,297	145,131	273,968	249,597	193,638	178,089
Contractual Services	277,820	272,010	349,432	350,838	316,443	327,505
Other Charges	-	1	-	-	-	-
Capital Outlay	144,235	12,336	-	-	-	-
Debt Service	27,291	54,582	54,582	54,582	54,582	54,582
Subtotal Recreation Centers	1,625,910	1,670,474	1,881,039	1,858,074	1,762,022	1,816,778
Cemetery						
Personnel Services	293,416	280,418	332,951	332,951	252,920	263,663
Materials and Supplies	21,273	29,297	41,811	42,629	35,608	40,539
Contractual Services	39,091	45,083	63,550	63,098	63,098	55,098
Other Charges	1,925	6	-	-	-	-
Capital Outlay	56,071	-	-	-	-	-
Subtotal Cemetery	411,776	354,804	438,312	438,678	351,626	359,300

**CITY OF LAREDO, TEXAS  
GENERAL FUND SUMMARY  
EXPENDITURES  
FY 2009-2010**

<b>EXPENDITURES</b>	<b>ACTUAL FY 06-07</b>	<b>ACTUAL FY 07-08</b>	<b>ORIGINAL BUDGET FY 08-09</b>	<b>AMENDED BUDGET FY 08-09</b>	<b>TOTAL ESTIMATE FY 08-09</b>	<b>ADOPTED BUDGET FY 09-10</b>
Library - Main Branch						
Personnel Services	1,692,501	1,784,481	2,028,115	2,028,115	1,841,879	1,729,274
Materials and Supplies	421,478	488,163	542,543	567,925	564,224	540,355
Contractual Services	505,330	492,027	584,009	577,345	541,637	508,652
Other Charges	-	(31)	-	73,400	1	-
Capital Outlay	16,127	24,924	-	-	-	-
<b>Subtotal Library - Main Branch</b>	<b>2,635,436</b>	<b>2,789,564</b>	<b>3,154,667</b>	<b>3,246,785</b>	<b>2,947,741</b>	<b>2,778,281</b>
Library - Santo Nino Branch						
Personnel Services	173,766	199,900	223,338	223,338	217,174	137,974
Materials and Supplies	51,304	72	50,150	1,589	1,597	2,250
Contractual Services	29,221	14,528	23,262	20,452	20,442	16,241
<b>Subtotal Library - Santo Nino Branch</b>	<b>254,291</b>	<b>214,500</b>	<b>296,750</b>	<b>245,379</b>	<b>239,213</b>	<b>156,465</b>
Library - Bruni Plaza Branch						
Personnel Services	61,342	63,798	67,370	67,370	65,675	69,121
Materials and Supplies	39,161	17,111	28,800	30,442	30,442	30,850
Contractual Services	23,253	20,864	38,146	32,750	24,995	29,704
Other Charges	-	5	-	-	-	-
<b>Subtotal Library - Bruni Plaza Branch</b>	<b>123,756</b>	<b>101,778</b>	<b>134,316</b>	<b>130,562</b>	<b>121,112</b>	<b>129,675</b>
Library - Bookmobile Unit						
Personnel Services	27,636	28,918	53,407	53,407	30,324	40,202
Materials and Supplies	14,091	6,761	7,700	9,419	8,615	12,523
Contractual Services	2,710	4,913	6,969	5,769	5,769	6,639
Other Charges	-	4	-	-	-	-
<b>Subtotal Library - Bookmobile Unit</b>	<b>44,437</b>	<b>40,596</b>	<b>68,076</b>	<b>68,595</b>	<b>44,708</b>	<b>59,364</b>
<b>TOTAL CULTURE AND RECREATION</b>	<b>10,430,606</b>	<b>11,132,633</b>	<b>12,027,235</b>	<b>12,094,040</b>	<b>10,645,562</b>	<b>10,632,907</b>

**OTHER FINANCING USES**

**OTHER**

Personnel Services						
Compensated Absences - Grants	(11,666)	(302)	-	-	-	-
Contractual Services						
Tax Attorney	557,860	584,274	446,859	446,859	527,083	446,859
Tax Appraisal District	665,022	816,544	881,868	873,436	873,436	881,868
South Texas Development Council	42,528	43,783	45,097	45,107	45,107	45,107
Laredo Development Foundation	425,000	425,038	425,000	425,000	425,000	318,750
Legal Expenses	80,468	131,761	150,000	172,352	75,000	127,800
Consultant Fees	441,813	81,620	100,000	73,583	10,000	162,500
Auction Fees	20,081	-	-	-	-	-
Arbitrage Rebate Services	-	-	10,000	10,000	-	10,000
Christmas Committee	7,976	-	12,000	12,000	-	12,000
Insurance	1,208,600	860,386	868,543	868,543	814,190	1,256,178

**CITY OF LAREDO, TEXAS  
GENERAL FUND SUMMARY  
EXPENDITURES  
FY 2009-2010**

<b>EXPENDITURES</b>	<b>ACTUAL FY 06-07</b>	<b>ACTUAL FY 07-08</b>	<b>ORIGINAL BUDGET FY 08-09</b>	<b>AMENDED BUDGET FY 08-09</b>	<b>TOTAL ESTIMATE FY 08-09</b>	<b>ADOPTED BUDGET FY 09-10</b>
Other						
Contributions	-	46,471,173	-	-	-	-
City Annuity Contributions	237,103	311,194	584,381	584,381	547,811	575,478
Prior Year Expense	10,178	114,398	25,000	25,000	15,000	25,000
Claims and Settlements	35,582	32,293	50,000	50,000	20,000	50,000
Bad Debt Expense	17,561	20,754	25,000	25,000	20,000	25,000
Refunds	-	70	-	-	-	-
Shortage and Overage	306	440	2,000	2,000	500	2,000
Ambulance Refunds	8,415	2,439	10,000	10,000	5,000	10,000
Restricted Reserve	-	-	1,329,482	1,301,071	-	636,230
Capital Outlay - Land	-	208,800	-	-	-	-
Bond Cost	-	766,853	-	-	-	-
Debt Service	400,000	-	-	-	-	-
<b>TOTAL OTHER</b>	<b>4,146,827</b>	<b>50,871,518</b>	<b>4,965,230</b>	<b>4,924,332</b>	<b>3,378,127</b>	<b>4,584,770</b>
TRANSFERS OUT						
Community Development	133,652	-	-	-	-	-
Auto Theft Task Force	240,984	253,084	232,009	232,009	232,009	266,192
Capital Improvements Fund	14,500	-	-	-	-	-
Health Department Grants	2,749,123	2,990,197	3,393,528	3,393,528	3,117,818	3,213,615
Special Police Program	1,748,841	118,550	724,109	724,109	689,925	587,699
Special Fire Grants	-	222,923	448,200	448,200	362,047	882,813
Bridge System	910,000	-	-	-	-	-
Public Access Fund	249,278	276,030	323,231	323,231	308,095	307,310
Contractual Obligations	640,000	-	-	-	-	-
Information Technology	118,012	-	-	-	-	-
Friends of the Library	32,508	24,518	60,000	60,000	60,000	49,076
<b>TOTAL TRANSFERS OUT</b>	<b>6,836,898</b>	<b>3,885,302</b>	<b>5,181,077</b>	<b>5,181,077</b>	<b>4,769,894</b>	<b>5,306,705</b>
<b>TOTAL FINANCING USES</b>	<b>10,983,725</b>	<b>54,756,820</b>	<b>10,146,307</b>	<b>10,105,409</b>	<b>8,148,021</b>	<b>9,891,475</b>
<b>TOTAL EXPENDITURES</b>	<b>118,254,648</b>	<b>172,430,019</b>	<b>137,112,737</b>	<b>137,799,586</b>	<b>128,802,864</b>	<b>133,762,358</b>

Mayor and City Council  
(9 FTE'S)

FUND NUMBER  
DEPARTMENT NUMBER  
DIVISION NUMBER

101 GENERAL FUND  
11 MAYOR AND CITY COUNCIL  
00 - 09 MAYOR AND CITY COUNCIL

**MISSION**

Provide political leadership with a focus on job creation, economic diversity, international trade, and advocacy at local, state, federal, and international levels.

**OBJECTIVES & PLANNED ACCOMPLISHMENTS**

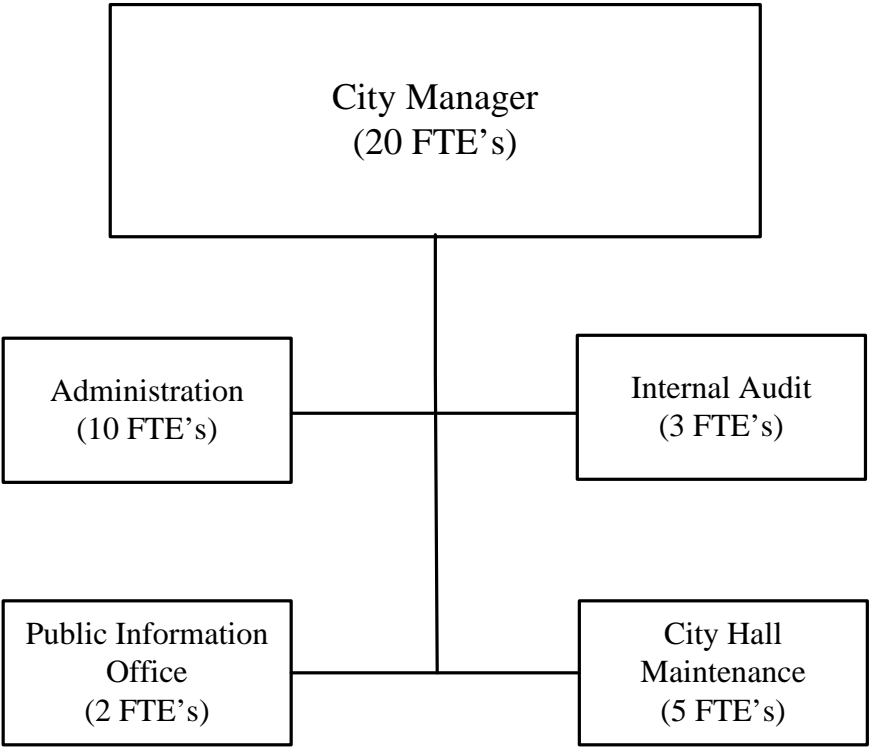
- Maintain and enhance the City’s competitiveness in global markets.
- Provide safe streets through improving infrastructure, expanding community oriented policing program, and increasing citizen participation
- Ensure strong neighborhoods through the development of neighborhood revitalization programs.
- Develop binational programs and relationships.
- Serve as an advocate for local, state, federal and international issues.

**EXPENDITURES**

	<b>ACTUAL 06-07</b>	<b>ACTUAL 07-08</b>	<b>AMENDED 08-09</b>	<b>ESTIMATED 08-09</b>	<b>ADOPTED 09-10</b>
Personnel Services	150,581	281,810	186,980	178,569	193,189
Materials & Supplies	48,910	63,870	86,826	66,895	96,649
Contractual Services	324,795	362,490	484,394	449,801	462,144
Other Charges	-	-	-	13	-
<b>Total</b>	<b>524,286</b>	<b>708,170</b>	<b>758,200</b>	<b>695,278</b>	<b>751,982</b>

**PERSONNEL POSITION LISTING**

<b>DEPT</b>	<b>DIV</b>	<b>AUTH #</b>	<b>POSITION NO.</b>	<b>GRADE</b>	<b>POSITION TITLE</b>	<b>09-10 ADOPTED ANNUAL RATE</b>
11	1	11	10261	65	COUNCIL MEMBER	12,000
11	2	11	10261	65	COUNCIL MEMBER	12,000
11	3	12	10261	65	COUNCIL MEMBER	12,000
11	4	13	10261	65	COUNCIL MEMBER	12,000
11	5	14	10261	65	COUNCIL MEMBER	12,000
11	6	15	10261	65	COUNCIL MEMBER	12,000
11	7	16	10261	65	COUNCIL MEMBER	12,000
11	8	17	10261	65	COUNCIL MEMBER	12,000
11	9	18	11203	65	MAYOR	36,000
<b>TOTAL COUNT</b>					<b>TOTAL SALARIES</b>	<b>132,000</b>



FUND NUMBER

101 GENERAL FUND

DEPARTMENT NUMBER

12 CITY MANAGER

DIVISION NUMBER

00 CITY MANAGER

**MISSION**

To provide precise and appropriate information and recommendations to the City Council in order to make well-versed decisions, implement policies and programs approved by Council while managing the daily functions of the city services with a high standard of ethics, professionalism and integrity.

**OBJECTIVES & PLANNED ACCOMPLISHMENTS**

- To provide cost effective services that efficiently utilize city resources.
- To maintain an open door policy in order to be responsive to questions, concerns, complaints and needs of citizens and City employees.
- To implement policies and procedures that will attract, train, motivate and retrain employees' development to provide for effective performance, accountability and evaluation.
- Promote and support the safety and health of the community.
- Continue to utilize and promote organizational planning in order to prioritize annual and future capital improvement needs to maximize investment and return on City funds.
- Continue to execute the policies and directives of the City Council in the areas of communication, infrastructure, budget and economic relations.

**EXPENDITURES**

	<b>ACTUAL 06-07</b>	<b>ACTUAL 07-08</b>	<b>AMENDED 08-09</b>	<b>ESTIMATED 08-09</b>	<b>ADOPTED 09-10</b>
Personnel Services	1,264,536	1,050,056	1,118,735	967,664	979,390
Materials & Supplies	13,285	23,122	16,726	16,726	17,650
Contractual Services	85,362	100,962	92,274	86,784	92,790
Other Charges	-	7	12,549	-	-
<b>Total</b>	<b>1,363,183</b>	<b>1,174,147</b>	<b>1,240,284</b>	<b>1,071,174</b>	<b>1,089,830</b>

**PERSONNEL POSITION LISTING**

<b>DEPT</b>	<b>DIV</b>	<b>AUTH #</b>	<b>POSITION NO.</b>	<b>GRADE</b>	<b>POSITION TITLE</b>	<b>09-10 ADOPTED ANNUAL RATE</b>
12	0	36	20014	R32	ADMINISTRATIVE ASSISTANT I (unfunded)	-
12	0	47	20015	R35	ADMINISTRATIVE ASSISTANT II (unfunded)	-
12	0	83	20015	R35	ADMINISTRATIVE ASSISTANT II (unfunded)	-
12	0	2	15003	W45	ASSISTANT CITY MANAGER	142,254
12	0	3	15003	W45	ASSISTANT CITY MANAGER	137,699
12	0	1	10242	50	CITY MANAGER	187,197
12	0	67	20251	R25	CLERK II	20,259
12	0	2	15037	W45	DEPUTY CITY MANAGER	176,054
12	0	1	25001	R32	EXECUTIVE SECRETARY	49,254
12	0	81	25001	R32	EXECUTIVE SECRETARY	36,316
<b>TOTAL COUNT</b>			<b>10</b>		<b>TOTAL SALARIES</b>	<b>749,034</b>

FUND NUMBER

101 GENERAL FUND

DEPARTMENT NUMBER

12 CITY MANAGER

DIVISION NUMBER

10 INTERNAL AUDIT

**MISSION**

To strengthen the City of Laredo’s accountability to its citizens through independent and objective examination of departmental performance in order to provide assurance that the City’s assets are handled with integrity, efficiency and effectiveness.

**OBJECTIVES & PLANNED ACCOMPLISHMENTS**

- Perform audits of City operations in order to:
  - Evaluate the adequacy and effectiveness of the internal control structure
  - Assess risk
  - Verify that assets are safeguarded
  - Assess that operations are efficient
  - Determine if contractual obligations are being satisfied and legal requirements are being met
  - Assess compliance with written policies and/or procedures, ordinances and state and/or federal laws and regulations
- Investigate reported occurrences of fraud, embezzlement, theft and waste; recommend controls to promote the prevention and detection of such occurrences.
- Support the City Management team in attaining short-term and long-term objectives.
- Perform audits in an efficient manner, issue concise audit reports on a timely basis and perform follow-up audits to determine if conditions have been resolved.
- Make appropriate and constructive recommendations and evaluate the adequacy of corrective action.
- Provide excellent service to both internal and external customers.

**EXPENDITURES**

	ACTUAL 06-07	ACTUAL 07-08	AMENDED 08-09	ESTIMATED 08-09	ADOPTED 09-10
Personnel Services	196,744	208,849	215,732	208,880	217,882
Materials & Supplies	686	968	2,399	3,600	2,828
Contractual Services	15,555	11,782	15,064	13,195	14,974
Other Charges	-	7	-	-	-
<b>Total</b>	212,985	221,606	233,195	225,675	235,684

**PERSONNEL POSITION LISTING**

DEPT	DIV	AUTH #	POSITION NO.	GRADE	POSITION TITLE	09-10 ADOPTED ANNUAL RATE
12	10	1	30012	R35	AUDITOR II	45,115
12	10	2	30012	R35	AUDITOR II	37,128
12	10	4	10805	R41	INTERNAL AUDITOR	81,973
<b>TOTAL COUNT</b>			<b>3</b>		<b>TOTAL SALARIES</b>	<b>164,216</b>



FUND NUMBER  
DEPARTMENT NUMBER  
DIVISION NUMBER

101 GENERAL FUND  
12 CITY MANAGER  
10 INTERNAL AUDIT

PERFORMANCE MEASURES

	ACTUAL 06-07	ACTUAL 07-08	ESTIMATED 08-09	ADOPTED 09-10
<b>Workload Measures</b>				
<i>Inputs</i>				
Number of full-time equivalent employees (FTE)	3	3	3	3
<i>Outputs</i>				
Surprise Audits Conducted:				
Cash Audits	269	286	300	300
Petty Cash Audits	44	27	40	40
Inventory Audits	25	21	30	30
Compliance Audits Conducted:				
Accounts Receivable Audits	0	0	1	1
Accounts Receivable Follow-Up Audits	1	0	0	1
Petty Cash Policy Audits	12	10	8	6
Petty Cash Policy Follow-Up Audit	2	0	0	0
Payroll Audits	3	2	4	4
Cash Receipts Audits	1	1	2	2
Cash Receipts Follow-Up Audits	0	0	1	1
Purchasing Audits	2	1	2	2
Purchasing Follow-Up Audits	0	0	1	1
Travel Policy Audits	1	1	2	2
Contract, Grant, Lease, Ordinance Audits	0	0	3	2
Contract, Grant, Lease, Ordinance Follow-Up Audits	0	0	0	2
Operational / Performance Based Audits	0	0	2	2
Special Assignments	3	3	6	4
Letter to Management	8	2	3	3
<b>Efficiency Measures</b>				
Number of Audits Conducted per Auditor Assigned				
Surprise Audits (i.e. Cash, Petty Cash & Inventory)	169	167	185	185
Compliance Program Audits (i.e. Petty Cash Policy, Cash Handling Policy, Payroll, Purchasing, Travel, Special Audits, etc.)	8	6	10	10
Letter to Management Follow-Up Audits	8	2	3	3

FUND NUMBER  
 DEPARTMENT NUMBER  
 DIVISION NUMBER

101 GENERAL FUND  
 12 CITY MANAGER  
 10 INTERNAL AUDIT

PERFORMANCE MEASURES - CONTINUED

<b>Effectiveness Measures</b>				
Average ReconciliationRate of Receipts to Collections				
Surprise Cash Audits	99%	99%	99%	99%
Surprise Petty Cash Audits	99%	98%	99%	99%
Average Compliance Rate				
Petty Cash Policy Audits	94%	98%	98%	99%
Cash Receipts Audits	96%	98%	98%	99%
Payroll Audits	90%	92%	92%	94%
Purchasing Audits	100%	91%	94%	95%
Travel Policy Audits	87%	93%	98%	98%

FUND NUMBER  
 DEPARTMENT NUMBER  
 DIVISION NUMBER

101 GENERAL FUND  
 12 CITY MANAGER  
 30 PUBLIC INFORMATION OFFICE

**MISSION**

Keep the citizens of Laredo and media entities accurately, timely and properly informed on City issues, projects and services. Work with all media entities, including local, Nuevo Laredo media, regional/state of Texas and even, national and international media to help project an accurate picture of Laredo; especially, as it relates to the image and/or issues of national security offered by the City of Laredo. Maintain the integrity of the Public Information Office and respond to media questions and requests for interviews accurately, fairly and timely.

**OBJECTIVES & PLANNED ACCOMPLISHMENTS**

- Continue using the local media for maximum dissemination of information on the City of Laredo to the citizens.
- Aggressively pitch stories of local, regional or national importance to the media that positively reflects the City of Laredo in its geographic, historical, cultural or economic expertise.
- Work to continue developing regular outlets, such as print publications, and electronic messages on PAC, that inform customers, rate payers and taxpayers of the City of Laredo projects and services.
- Implement new measures of maintaining relations and regular communications with local media, by making City officials available for comment on a regular basis through monthly or quarterly roundtable discussions with local media partners.
- Work with all department directors to promote services and events.
- Work with Mayor and City Council to promote the City of Laredo issues and news throughout the region, state and country.
- Maintain and improve external customer relationships with all media entities locally, regionally, state and nationwide by reading and following up on stories aired and published, and continually pitching new story ideas.
- Maintain and improve internal customer relationships for the purposes of receiving information from the respective departments in a timely manner.
- Develop appropriate publicity outlets that maximize and promote City of Laredo resources.

**EXPENDITURES**

	<b>ACTUAL 06-07</b>	<b>ACTUAL 07-08</b>	<b>AMENDED 08-09</b>	<b>ESTIMATED 08-09</b>	<b>ADOPTED 09-10</b>
Personnel Services	59,454	69,976	149,343	69,540	141,909
Materials & Supplies	589	1,577	2,441	1,800	2,150
Contractual Services	7,430	4,095	31,541	6,308	31,762
<b>Total</b>	<b>67,473</b>	<b>75,648</b>	<b>183,325</b>	<b>77,648</b>	<b>175,821</b>

**PERSONNEL POSITION LISTING**

<b>DEPT</b>	<b>DIV</b>	<b>AUTH #</b>	<b>POSITION NO.</b>	<b>GRADE</b>	<b>POSITION TITLE</b>	<b>09-10 ADOPTED ANNUAL RATE</b>
12	30	26	20014	R32	ADMINISTRATIVE ASSISTANT I	47,299
12	30	1	30001	R37	PUBLIC INFO. OFFICER-C.M. ONLY	54,288
<b>TOTAL COUNT</b>			<b>2</b>		<b>TOTAL SALARIES</b>	<b>101,587</b>

FUND NUMBER  
 DEPARTMENT NUMBER  
 DIVISION NUMBER

101 GENERAL FUND  
 12 CITY MANAGER  
 30 PUBLIC INFORMATION OFFICE

PERFORMANCE MEASURES

	ACTUAL 06-07	ACTUAL 07-08	ESTIMATED 08-09	ADOPTED 09-10
<b>Workload Measures</b>				
<i>Inputs</i>				
Number of media inquiries referred and resolved	20/week	20/week	20/week	20/week
Information requests for documentation	10/week	10/week	1 per week - redirected	1 per week - redirected
<i>Outputs</i>				
Number of press releases distributed	8/week	6/week	6/week	6/week
Number of promotional literature completed (quarterly magazine)	Employee Directory	0	0	0
Information responses/documents responses	300 in FY	350 in FY	0	0
Other promotional material/output	Joint production w/PAC on PSA's, other videos and photos posted to web weekly articles in LMT	Joint production w/PAC on PSA's, videos and other projects related to promoting projects and services; photos posted to Web and all media; media tours; press conferences and other marketing plans	Joint production w/PAC on PSA's, videos and other projects related to promoting projects and services; photos posted to Web and all media; media tours; press conferences and other marketing plans	Joint production w/PAC on PSA's, videos and other projects related to promoting projects and services; photos posted to Web and all media; media tours; press conferences and other marketing plans
<b>Effectiveness Measures</b>				
% of information responses/documents responses	Exceed 90%	Exceed 90%	100%	100%
% of media advisories resulting in interviews	80%	Exceed 90%	Exceed 90%	Exceed 90%

FUND NUMBER	101 GENERAL FUND
DEPARTMENT NUMBER	12 CITY MANAGER
DIVISION NUMBER	50 CITY HALL MAINTENANCE

**MISSION**

To maintain City Hall, including sidewalks, gardens and parking areas in the safest and most presentable manner for the public and those who use this facility.

**OBJECTIVES & PLANNED ACCOMPLISHMENTS**

- To continue to provide a high level of customer service for all customers and visitors to the building;
- To maintain the building in good functional order by providing a high level of maintenance and adherence to safety standards;
- To monitor the parking areas and ensure availability for all customers and visitors doing business with the City.

**EXPENDITURES**

	ACTUAL 06-07	ACTUAL 07-08	AMENDED 08-09	ESTIMATED 08-09	ADOPTED 09-10
Personnel Services	157,955	165,879	171,410	160,909	175,066
Materials & Supplies	55,440	36,674	61,419	60,648	48,897
Contractual Services	223,747	248,935	275,299	260,299	251,792
<b>Total</b>	437,142	451,488	508,128	481,856	475,755

**PERSONNEL POSITION LISTING**

DEPT	DIV	AUTH #	POSITION NO.	GRADE	POSITION TITLE	09-10 ADOPTED ANNUAL RATE
12	50	5	70195	R32	BLDG. MAINTENANCE SUPERVISOR	33,134
12	50	57	80288	R23	CUSTODIAN	21,736
12	50	58	80288	R23	CUSTODIAN	18,034
12	50	70	80288	R23	CUSTODIAN	19,906
12	50	148	80288	R23	CUSTODIAN	18,034
<b>TOTAL COUNT</b>			<b>5</b>		<b>TOTAL SALARIES</b>	<b>110,843</b>

FUND NUMBER  
 DEPARTMENT NUMBER  
 DIVISION NUMBER

101 GENERAL FUND  
 12 CITY MANAGER  
 50 CITY HALL MAINTENANCE

PERFORMANCE MEASURES

	ACTUAL 06-07	ACTUAL 07-08	ESTIMATED 08-09	ADOPTED 09-10
<b>Workload Measures</b>				
<i>Inputs</i>				
Number of full-time equivalent employees (FTE)	5	5	5	5
Total budget	\$437,142	\$451,490	\$481,856	\$475,755
<i>Outputs</i>				
Number of square feet area maintained	88,000	88,000	88,000	88,000
<b>Efficiency Measures</b>				
Number of square feet of area maintained per FTE	17,600	17,600	17,600	17,600
Cost per square foot	\$4.97	\$5.13	\$5.48	\$5.41

Municipal Court  
(21.5 FTE's)

FUND NUMBER  
DEPARTMENT NUMBER  
DIVISION NUMBER

101 GENERAL FUND  
14 MUNICIPAL COURT  
00 COURT

**MISSION**

Provide a forum for a fair and impartial trial and disposition of all City ordinance violations and State Law Class C misdemeanor violations and do so as expeditiously as possible without adversely affecting the quality of justice.

**OBJECTIVES & PLANNED ACCOMPLISHMENTS**

- Supplement the process of improving the efficiency of court operations by maximizing the use of all available technology designed to increase productivity without increasing full time equivalents.
- Install and upgrade to Version 7.00 Incode Court Software Solution Applications

**EXPENDITURES**

	<b>ACTUAL 06-07</b>	<b>ACTUAL 07-08</b>	<b>AMENDED 08-09</b>	<b>ESTIMATED 08-09</b>	<b>ADOPTED 09-10</b>
Personnel Services	860,404	905,593	1,094,828	1,054,306	1,022,242
Materials & Supplies	63,222	24,751	44,991	31,750	44,000
Contractual Services	220,604	231,744	301,091	250,155	283,705
Other Charges	335	961	30,505	300	95,283
Capital Outlay	-	-	25,000	-	-
<b>Total</b>	1,144,565	1,163,049	1,496,415	1,336,511	1,445,230

**PERSONNEL POSITION LISTING**

<b>DEPT</b>	<b>DIV</b>	<b>AUTH #</b>	<b>POSITION NO.</b>	<b>GRADE</b>	<b>POSITION TITLE</b>	<b>09-10 ADOPTED ANNUAL RATE</b>
14	0	2	20253	R27	ASSISTANT COURT CLERK	24,565
14	0	3	20253	R27	ASSISTANT COURT CLERK	35,610
14	0	4	20253	R27	ASSISTANT COURT CLERK	29,390
14	0	5	20253	R27	ASSISTANT COURT CLERK	37,066
14	0	9	20253	R27	ASSISTANT COURT CLERK	33,530
14	0	10	20253	R27	ASSISTANT COURT CLERK	28,205



FUND NUMBER	101 GENERAL FUND
DEPARTMENT NUMBER	14 MUNICIPAL COURT
DIVISION NUMBER	00 COURT

PERSONNEL POSITION LISTING - CONTINUED

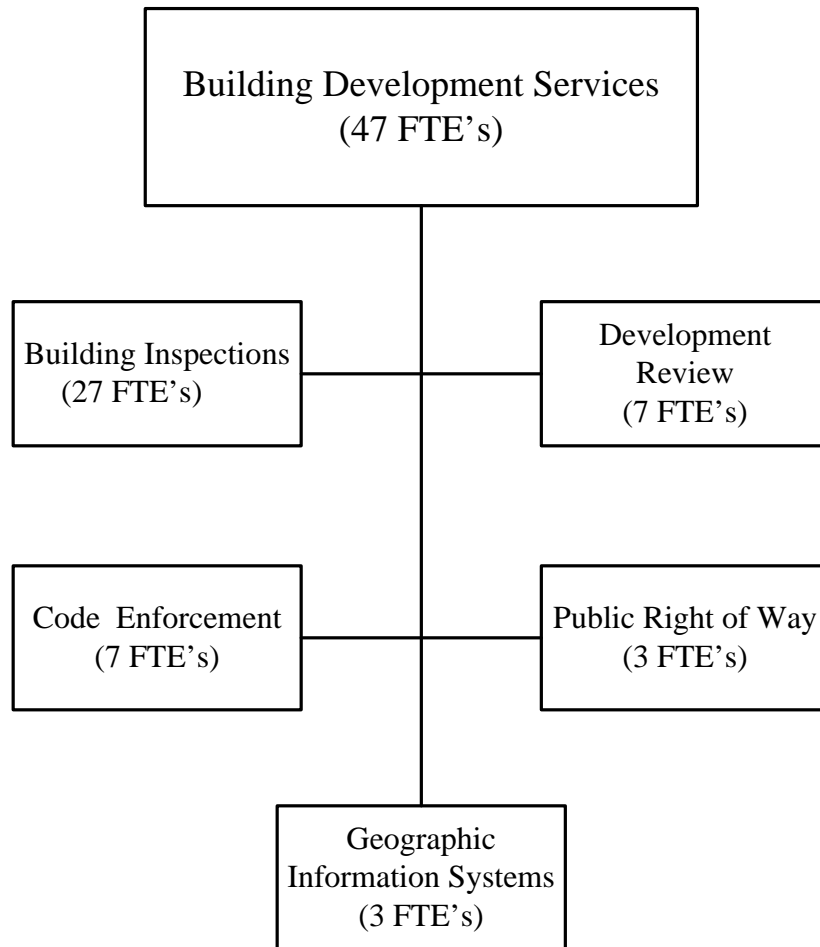
DEPT	DIV	AUTH #	POSITION NO.	GRADE	POSITION TITLE	09-10 ADOPTED ANNUAL RATE
14	0	11	20253	R27	ASSISTANT COURT CLERK	26,582
14	0	12	20253	R27	ASSISTANT COURT CLERK	22,339
14	0	13	20253	R27	ASSISTANT COURT CLERK	28,205
14	0	14	20253	R27	ASSISTANT COURT CLERK	24,336
14	0	15	20253	R27	ASSISTANT COURT CLERK	21,486
14	0	16	20253	R27	ASSISTANT COURT CLERK	21,486
14	0	17	20253	R27	ASSISTANT COURT CLERK	21,486
14	0	18	20253	R27	ASSISTANT COURT CLERK	22,131
14	0	125	20253	R27	ASSISTANT COURT CLERK	22,589
14	0	124	80288	R23	CUSTODIAN	20,197
14	0	2	15044	R37	DEPUTY MUN. COURT CLERK II	51,730
14	0	1	20072	R32	DEPUTY MUNICIPAL COURT CLERK (Unfunded)	-
14	0	127	20267	R32	MUNICIPAL COURT BAILIFF	38,002
14	0	1	11288	R43	MUNICIPAL COURT CLERK	99,965
14	0	4	11289	19	MUNICIPAL COURT JUDGE	100,540
14	0	1	11889	18	SUBSTITUTE JUDGE	26,000
14	0	2	11889	18	SUBSTITUTE JUDGE	26,000
<b>TOTAL COUNT</b>			<b>23</b>		<b>TOTAL SALARIES</b>	<b>761,439</b>

FUND NUMBER  
DEPARTMENT NUMBER  
DIVISION NUMBER

101 GENERAL FUND  
14 MUNICIPAL COURT  
00 COURT

PERFORMANCE MEASURES

	ACTUAL 06-07	ACTUAL 07-08	ESTIMATED 08-09	ADOPTED 09-10
<b>Workload Measures</b>				
<i>Inputs</i>				
Number of full-time equivalent employees (FTE)	20.19	20.5	21.5	21.5
<i>Outputs</i>				
Total revenues collected	\$2,629,358	3,004,823	\$2,629,074	\$2,674,402
Number of cases filed	74,814	76,390	74,000	74,155
Number of cases disposed	58,289	57,765	50,256	52,000
Number of cases paid	25,666	25,278	24,036	24,000
Number of notices mailed	76,586	84,585	111,350	110,000
<b>Efficiency Measures</b>				
Revenue produced per employee	\$130,230	\$146,577	\$122,283	\$124,391
Number of cases filed per employee	3,705	3,726	3,442	3,449
Number of cases disposed per employee	2,887	2,818	2,337	2,419
<b>Effectiveness Measures</b>				
% of cases disposed vs. filed	77%	75%	67%	70%
Average fine per case paid	\$102.44	\$118.87	\$109.38	\$111.43



FUND NUMBER	101 GENERAL FUND
DEPARTMENT NUMBER	15 BUILDING DEVELOPMENT SERVICES
DIVISION NUMBER	10 BUILDING INSPECTION

**MISSION**

To work in conjunction with the building community to ensure all construction is done according to adopted building codes for the safety of all citizens.

**OBJECTIVES & PLANNED ACCOMPLISHMENTS**

- To provide expedient customers service through plan review, building permits and inspection for the orderly growth of residential, commercial and industrial development.
- To reduce blighted areas in neighborhoods by having more enforcement on dilapidated empty structures.
- Acquired new personnel computers which will allow for easy access to building reports, plan reviews, permit issuance, inspections and certificates of occupation.
- Created a one stop shop for building permits.

**EXPENDITURES**

	<b>ACTUAL 06-07</b>	<b>ACTUAL 07-08</b>	<b>AMENDED 08-09</b>	<b>ESTIMATED 08-09</b>	<b>ADOPTED 09-10</b>
Personnel Services	1,235,751	1,371,702	1,423,206	1,293,995	1,269,521
Materials & Supplies	54,744	87,661	84,959	55,526	67,120
Contractual Services	110,070	203,569	197,721	180,640	193,107
Other Charges	103	13	20,716	-	-
<b>Total</b>	<b>1,400,668</b>	<b>1,662,945</b>	<b>1,726,602</b>	<b>1,530,161</b>	<b>1,529,748</b>

FUND NUMBER	101 GENERAL FUND
DEPARTMENT NUMBER	15 BUILDING DEVELOPMENT SERVICES
DIVISION NUMBER	10 BUILDING INSPECTION

PERSONNEL POSITION LISTING

DEPT	DIV	AUTH #	POSITION NO.	GRADE	POSITION TITLE	09-10 ADOPTED ANNUAL RATE
15	10	27	20014	R32	ADMINISTRATIVE ASSISTANT I	33,218
15	10	12	40188	R32	BUILDING INSPECTOR	29,557
15	10	20	40188	R32	BUILDING INSPECTOR	29,411
15	10	21	40188	R32	BUILDING INSPECTOR	36,858
15	10	24	40188	R32	BUILDING INSPECTOR (Unfunded)	-
15	10	4	10188	R43	BUILDING OFFICIAL	91,686
15	10	27	20014	R32	ADMINISTRATIVE ASSISTANT I	33,218
15	10	2	40189	R32	BUILDING PLANS EXAMINER I (Unfunded)	-
15	10	5	40189	R32	BUILDING PLANS EXAMINER I	28,995
15	10	6	40189	R32	BUILDING PLANS EXAMINER I	37,315
15	10	7	40189	R32	BUILDING PLANS EXAMINER I (Unfunded)	-
15	10	3	40187	R35	BUILDING PLANS EXAMINER II	50,877
15	10	8	45008	R36	BUILDING PLANS EXAMINER SUPVR.	52,000
15	10	1	15041	R43	BUILDING SERVICES DEPT. DIR.	122,740
15	10	163	20251	R25	CLERK II	21,986
15	10	62	20011	R28	CLERK IV (Unfunded)	-
15	10	63	20011	R28	CLERK IV	26,874
15	10	30	20252	R24	CLERK-TYPIST	19,718
15	10	155	20252	R24	CLERK-TYPIST (Unfunded)	-
15	10	125	80288	R23	CUSTODIAN	18,034
15	10	25	40450	R32	ELECTRICAL INSPECTOR I	35,776
15	10	11	40452	R34	ELECTRICAL INSPECTOR II	48,963
15	10	13	40452	R34	ELECTRICAL INSPECTOR II	45,739
15	10	15	45006	R32	PLUMBING INSPECTOR ASSISTANT	30,888
15	10	26	41550	R32	PLUMBING INSPECTOR I	39,770
15	10	14	41551	R34	PLUMBING INSPECTOR II	45,011
15	10	50	21821	R27	SECRETARY	24,128
15	10	28	40186	R34	SENIOR BUILDING INSPECTOR	43,805
<b>TOTAL COUNT</b>			<b>27</b>		<b>TOTAL SALARIES</b>	<b>913,348</b>

FUND NUMBER	101 GENERAL FUND
DEPARTMENT NUMBER	15 BUILDING DEVELOPMENT SERVICES
DIVISION NUMBER	10 BUILDING INSPECTION

PERFORMANCE MEASURES

	ACTUAL 06-07	ACTUAL 07-08	ESTIMATED 08-09	ADOPTED 09-10
<b>Workload Measures</b>				
<i>Inputs</i>				
Number of full-time equivalent employees (FTE) - inspections	20	15	20	8
Number of full-time equivalent employees (FTE) - issue permits	8	8	8	4
Number of plans received	2,419	1,500	2,000	2,200
<i>Outputs</i>				
Number of inspections completed	27,636	18,260	23,200	15,500
Number of permits issued	18,653	15,250	16,000	20,000
Number of re-inspections	822	732	830	250
Number of plans approved	2,299	1,333	2,060	2,000
<b>Efficiency Measures</b>				
Number of inspections completed per FTE	1,381	1,217	1,160	1,937
<b>Effectiveness Measures</b>				
% of plans review within 48 hours	95	97	98	98
% of inspection conducted on day scheduled	98	99	99	99
% of inspections that passed quality-control per 1000	98	98	99	99

FUND NUMBER	101 GENERAL FUND
DEPARTMENT NUMBER	15 BUILDING DEVELOPMENT SERVICES
DIVISION NUMBER	15 DEVELOPMENT REVIEW

**MISSION**

The mission of the development review division is to assure the adequate provisions of public improvements in new development in order to protect the health, safety and quality of life of the citizens of the City of Laredo.

**OBJECTIVES & PLANNED ACCOMPLISHMENTS**

- Reduce the waiting time for subdivisions plan review to the minimum of ten (10) business days ensuring consistency and quality.
- Consolidate the key functions of the review process needed for development and provide easier access to the residents, engineering community and developers.

**EXPENDITURES**

	ACTUAL 06-07	ACTUAL 07-08	AMENDED 08-09	ESTIMATED 08-09	ADOPTED 09-10
Personnel Services	-	-	490,006	489,685	447,272
Materials & Supplies	-	-	16,908	13,700	17,400
Contractual Services	-	-	11,600	10,365	22,931
<b>Total</b>	-	-	518,514	513,750	487,603

**PERSONNEL POSITION LISTING**

DEPT	DIV	AUTH #	POSITION NO.	GRADE	POSITION TITLE	09-10 ADOPTED ANNUAL RATE
15	15	10	40454	R32	CONSTRUCTION INSPECTOR	39,103
15	15	15	40454	R32	CONSTRUCTION INSPECTOR (Unfunded)	-
15	15	16	40454	R32	CONSTRUCTION INSPECTOR	37,648
15	15	3	35024	R40	ENGINEERING ASSOCIATE II	64,459
15	15	7	35024	R40	ENGINEERING ASSOCIATE II	52,706
15	15	70	40458	R33	ENGINEERING TECHNICIAN	31,013
26	11	2	35024	R40	ENGINEERING ASSOCIATE II @ 25%	16,598
15	15	4	10755	R39	ENVIRONMENTAL ENGINEER	86,715
<b>TOTAL COUNT</b>			<b>8</b>		<b>TOTAL SALARIES</b>	<b>328,243</b>

FUND NUMBER	101 GENERAL FUND
DEPARTMENT NUMBER	15 BUILDING DEVELOPMENT SERVICES
DIVISION NUMBER	15 DEVELOPMENT REVIEW

PERFORMANCE MEASURES

	ACTUAL 06-07	ACTUAL 07-08	ESTIMATED 08-09	ADOPTED 09-10
<b>Workload Measures</b>				
<i>Inputs</i>				
Number of Projects Received	N/A	100	105	115
Number of FTEs	N/A	3.5	3.5	3.5
<i>Outputs</i>				
Number of projects reviewed	N/A	100	105	115
Percent of projects approved	N/A	70%	75%	98%
<b>Efficiency Measures</b>				
Number of reviews per FTE	N/A	28	30	32
<b>Effectiveness Measures</b>				
Approved 1 <sup>st</sup> submittal	N/A	28%	30%	40%
Approved 2 <sup>nd</sup> submittal	N/A	46%	50%	50%
Approved 3 <sup>rd</sup> submittal	N/A	26%	20%	10%



FUND NUMBER	101 GENERAL FUND
DEPARTMENT NUMBER	15 BUILDING DEVELOPMENT SERVICES
DIVISION NUMBER	20 CODE ENFORCEMENT

**MISSION**

Zoning is the regulation by a municipality of the use of land within the community.  
 Minimize impacts of land uses by zoning enforcement.

- **INTENT**  
Segregate conflicting/non-complimentary land uses.
- **PURPOSE**  
Enhance quality of life and preserve the character of neighborhoods

**OBJECTIVES & PLANNED ACCOMPLISHMENTS**

- Enforcement of zoning violations within our community
- Increase more joint enforcement task operations
- Minimize land use conflicts through citations.

**EXPENDITURES**

	ACTUAL 06-07	ACTUAL 07-08	AMENDED 08-09	ESTIMATED 08-09	ADOPTED 09-10
Personnel Services	-	-	325,245	325,245	294,684
Materials & Supplies	-	-	30,750	11,257	15,750
Contractual Services	-	-	10,300	9,700	23,003
<b>Total</b>	-	-	366,295	346,202	333,437

**PERSONNEL POSITION LISTING**

DEPT	DIV	AUTH #	POSITION NO.	GRADE	POSITION TITLE	09-10 ADOPTED ANNUAL RATE
15	20	5	42559	R31	ZONING ENFORCEMENT OFFICER I	35,089
15	20	7	42559	R31	ZONING ENFORCEMENT OFFICER I	28,454
15	20	9	42559	R31	ZONING ENFORCEMENT OFFICER I	27,642
15	20	10	42559	R31	ZONING ENFORCEMENT OFFICER I	-
15	20	22	42559	R31	ZONING ENFORCEMENT OFFICER I	35,442
15	20	2	42560	R32	ZONING ENFORCEMENT OFFICER II	37,086
15	20	11	42561	R34	ZONING ENFORCEMENT SUPERVISOR	46,841
<b>TOTAL COUNT</b>			<b>7</b>		<b>TOTAL SALARIES</b>	<b>210,554</b>

FUND NUMBER	101 GENERAL FUND
DEPARTMENT NUMBER	15 BUILDING DEVELOPMENT SERVICES
DIVISION NUMBER	20 CODE ENFORCEMENT

PERFORMANCE MEASURES

	ACTUAL 06-07	ACTUAL 07-08	ESTIMATED 08-09	ADOPTED 09-10
<b>Workload Measures</b>				
<i>Inputs</i>				
Number of full time equivalent employees (FTE)-Zoning Enforcement Officers	N/A	N/A	7	7
<i>Outputs</i>				
Number of zoning cases investigated	N/A	N/A	1,450	1,600
Number of citations issued	N/A	N/A	800	860
Number of warnings issued per FTE-Zoning Enforcement Officer	N/A	N/A	1,425	1,550
<b>Efficiency Measures</b>				
Number of zoning cases investigated per FTE-Zoning Enforcement Officer	N/A	N/A	207	230
Number of citations issued per FTE-Zoning Enforcement Officer	N/A	N/A	115	123
Number of warnings issued per FTE-Zoning Enforcement Officer	N/A	N/A	203	221
<b>Effectiveness Measures</b>				
% of reported cases complied	N/A	N/A	100%	100%

FUND NUMBER	101 GENERAL FUND
DEPARTMENT NUMBER	15 BUILDING DEVELOPMENT SERVICES
DIVISION NUMBER	30 PUBLIC RIGHT OF WAY

**MISSION**

Improve better coordination between all utilities on permitting, inspections and to comply with City of Laredo Construction Standards in the public right of way.

**OBJECTIVES & PLANNED ACCOMPLISHMENTS**

The main focus of the regulations is to:

- Protect the traveling public;
- Improve coordination of street work with all private utilities.
- Minimize the impact of excavation in the public right of way and;
- Recover cost of damage done to streets by excavations.

**EXPENDITURES**

	ACTUAL 06-07	ACTUAL 07-08	AMENDED 08-09	ESTIMATED 08-09	ADOPTED 09-10
Personnel Services	-	-	155,593	154,918	164,531
Materials & Supplies	-	-	16,550	6,808	11,050
Contractual Services	-	-	4,700	4,600	13,987
<b>Total</b>	-	-	176,843	166,326	189,568

**PERSONNEL POSITION LISTING**

DEPT	DIV	AUTH #	POSITION NO.	GRADE	POSITION TITLE	09-10 ADOPTED ANNUAL RATE
15	30	2	15052	R39	PUBLIC RIGHT OF WAY MANAGER	59,737
15	30	53	41887	R32	STREET CUT INSPECTOR	30,306
15	30	54	41887	R32	STREET CUT INSPECTOR	28,995
<b>TOTAL COUNT</b>			<b>3</b>		<b>TOTAL SALARIES</b>	<b>119,038</b>

FUND NUMBER	101 GENERAL FUND
DEPARTMENT NUMBER	15 BUILDING DEVELOPMENT SERVICES
DIVISION NUMBER	30 PUBLIC RIGHT OF WAY

PERFORMANCE MEASURES

	ACTUAL 06-07	ACTUAL 07-08	ESTIMATED 08-09	ADOPTED 09-10
<b>Workload Measures</b>				
<i>Inputs</i>				
Number of full-time employees (FTE) inspections	N/A	3	3	4
Number of Applications	N/A	1,932	2,000	1,800
Number of Inspections	N/A	1,769	2,280	5,400
<i>Outputs</i>				
Number of inspection completed	N/A	1,300	2,278	3,000
Number of permits issued	N/A	1,930	1,989	1,792
<b>Efficiency Measures</b>				
Number of inspections completed per FTE	N/A	766	750	1,350
<b>Effectiveness Measures</b>				
% of inspection conducted on a day schedule	N/A	99	99	99
% of inspections that passed quality-control per 1000	N/A	98	99	99

FUND NUMBER	101 GENERAL FUND
DEPARTMENT NUMBER	15 BUILDING DEVELOPMENT SERVICES
DIVISION NUMBER	35 GEOGRAPHIC INFORMATION SYSTEMS

**MISSION**

The mission of the GIS Division is to provide mapping analyses for the City of Laredo, support the data needs of the community and enhance decision processes of community planning.

**OBJECTIVES & PLANNED ACCOMPLISHMENTS**

- Develop and maintain primary datasets including parcels and infrastructure;
- Develop and maintain metadata for primary datasets;
- Develop mechanism to gather utilities information into the GIS;
- Develop an internal and external map request form.

**EXPENDITURES**

	ACTUAL 06-07	ACTUAL 07-08	AMENDED 08-09	ESTIMATED 08-09	ADOPTED 09-10
Personnel Services	-	-	178,129	178,129	180,380
Materials & Supplies	-	-	14,150	11,642	9,050
Contractual Services	-	-	6,000	8,900	17,410
<b>Total</b>	-	-	198,279	198,671	206,840

**PERSONNEL POSITION LISTING**

DEPT	DIV	AUTH #	POSITION NO.	GRADE	POSITION TITLE	09-10 ADOPTED ANNUAL RATE
15	35	29	45007	R31	GEOGRAPHIC INF. SYSTEMS TECH.	32,136
15	35	1	40006	R36	GEOGRAPHIC INFO SYSTEM ANALYST	48,818
15	35	3	40006	R36	GEOGRAPHIC INFO SYSTEM ANALYST	50,253
<b>TOTAL COUNT</b>			<b>3</b>		<b>TOTAL SALARIES</b>	<b>131,206</b>

FUND NUMBER	101 GENERAL FUND
DEPARTMENT NUMBER	15 BUILDING DEVELOPMENT SERVICES
DIVISION NUMBER	35 GEOGRAPHIC INFORMATION SYSTEMS

PERFORMANCE MEASURES

	ACTUAL 06-07	ACTUAL 07-08	ESTIMATED 08-09	ADOPTED 09-10
<b>Workload Measures</b>				
<i>Inputs</i>				
Number of map requests	N/A	N/A	1,802	800
Number of addresses entered	N/A	N/A	1,092	1,100
Number of zoning map amendments processed	N/A	N/A	113	147
Number of recorded subdivision updates	N/A	N/A	44	72
Number of as-built plans entered	N/A	N/A	3	3
Number of FTEs	N/A	N/A	1,802	800
<i>Outputs</i>				
Number of maps produced	N/A	N/A	1,802	800
Number of service locations	N/A	N/A	1,103	1,100
Number of zoning map updates	N/A	N/A	55	46
Number of lots created	N/A	N/A	1,400	1,032
Linear footage of infrastructure	N/A	N/A	624,087	735,879
<b>Efficiency Measures</b>				
Number of map requests per FTE	N/A	N/A	577	263
Number of subdivision updates per FTE	N/A	N/A	24	49
<b>Effectiveness Measures</b>				
Normalization (ratio) of inputs and outputs	N/A	N/A	100	100

City Attorney  
(9 FTE's)

FUND NUMBER

101 GENERAL FUND

DEPARTMENT NUMBER

16 CITY ATTORNEY

DIVISION NUMBER

10 CITY ATTORNEY

**MISSION**

The Legal Department's mission is to provide legal representation before all courts of law and advice to the governing body and to all city departments.

**OBJECTIVES & PLANNED ACCOMPLISHMENTS**

- To provide competent, timely and knowledgeable legal consultation to the governing body and to all twenty-seven city departments and city staff.
- To represent the city in all courts of law through in-house and contract attorneys in municipal, state and federal courts in litigation.
- To prepare or assist in preparation of all legal documents including but not limited to all council legislation, court pleadings, real estate transactions and all other legal papers necessary to serve all legal needs and purposes of the municipality.
- To provide legal counsel to all city commission, advisory committees, boards at all meetings and assembly of the many council created entities.

**EXPENDITURES**

	<b>ACTUAL 06-07</b>	<b>ACTUAL 07-08</b>	<b>AMENDED 08-09</b>	<b>ESTIMATED 08-09</b>	<b>ADOPTED 09-10</b>
Personnel Services	674,838	704,535	884,245	798,132	922,355
Materials & Supplies	42,563	49,010	62,013	48,999	48,907
Contractual Services	65,030	87,744	84,159	74,505	65,124
Other Charges	-	-	5,000	-	-
<b>Total</b>	<b>782,431</b>	<b>841,289</b>	<b>1,035,417</b>	<b>921,636</b>	<b>1,036,386</b>

**PERSONNEL POSITION LISTING**

<b>DEPT</b>	<b>DIV</b>	<b>AUTH #</b>	<b>POSITION NO.</b>	<b>GRADE</b>	<b>POSITION TITLE</b>	<b>09-10 ADOPTED ANNUAL RATE</b>
16	10	32	20014	R32	ADMINISTRATIVE ASSISTANT I	43,451
16	10	1	35035	R42	ASSISTANT CITY ATTORNEY III	100,734
16	10	2	35035	R42	ASSISTANT CITY ATTORNEY III	100,734
16	10	2	35004	R40	ASSISTANT CITY ATTY I	50,648
16	10	1	35003	R41	ASSISTANT CITY ATTY II	70,034
16	10	3	35003	R41	ASSISTANT CITY ATTY II	65,000
16	10	33	35003	R41	ASSISTANT CITY ATTY II	67,995
16	10	1	10238	R45	CITY ATTORNEY	126,153
16	10	1	65001	R34	SENIOR PARALEGAL	65,624
<b>TOTAL COUNT</b>			<b>9</b>		<b>TOTAL SALARIES</b>	<b>690,374</b>



FUND NUMBER  
DEPARTMENT NUMBER  
DIVISION NUMBER

101 GENERAL FUND  
16 CITY ATTORNEY  
10 CITY ATTORNEY

PERFORMANCE MEASURES

	ACTUAL 06-07	ACTUAL 07-08	ESTIMATED 08-09	ADOPTED 09-10
<b>Workload Measures</b>				
<i>Inputs</i>				
Number of full-time equivalent employees (FTE) hours	16,640	18,720	18,720	18,720
Number of full-time equivalent employees (FTE)	8	9	9	9
Total budget	782,431	841,289	1,030,417	1,022,431
<i>Outputs</i>				
Legal consultations (office/telephone)	6,654	6,854	7,060	7,272
Meetings and conferences	9,434	9,717	10,009	10,309
Correspondence review, administrative matters; contracts prepared, reviewed, and signed off	9,064	9,336	9,616	9,904
Legal research, opinions	8,837	9,102	9,375	9,656
City Council support/Ordinances, Resolutions, Motions	6,200	6,386	6,578	6,775
Litigation activity/pleadings	5,963	6,142	6,326	6,516
Municipal court activity	2,029	2,090	2,153	2,218
Total potential clients (citizen population*)	189,000	189,000	189,000	189,000
<b>Efficiency Measures</b>				
Number of potential clients per attorney	31,500	21,000	21,000	21,000
Operating cost per hour	\$47.02	\$44.94	\$55.04	\$54.62
<b>Effectiveness Measures</b>				
Number of lawsuits due to preventive legal counsel	45	35	12	15

City Secretary  
(5 FTE's)

FUND NUMBER	101 GENERAL FUND
DEPARTMENT NUMBER	17 CITY SECRETARY
DIVISION NUMBER	00 CITY SECRETARY

**MISSION**

Engross and enroll all laws, ordinances and resolutions of the City Council; provide administrative support to the City Council; administer city elections; provide records retention and destruction advisory services to all city departments; provide support for sister cities relations and events.

**OBJECTIVES & PLANNED ACCOMPLISHMENTS**

- Continue to implement and upgrade computerization of minutes, resolutions, and ordinances.
- Provide document imaging storage and retrieval to all city departments and the public through Internet access.
- To ensure that the City Secretary’s Office makes available all city ordinances, resolutions, and City Council minutes to the public, as well as to city staff, promptly upon request.

**EXPENDITURES**

	ACTUAL 06-07	ACTUAL 07-08	AMENDED 08-09	ESTIMATED 08-09	ADOPTED 09-10
Personnel Services	297,366	311,008	335,378	335,408	331,895
Materials & Supplies	13,686	16,590	18,658	18,358	13,923
Contractual Services	70,666	92,372	101,444	101,509	101,507
Other Charges	9	372	9,700	77	-
Capital Outlay	-	6,050	-	-	-
<b>Total</b>	<b>381,727</b>	<b>426,392</b>	<b>465,180</b>	<b>455,352</b>	<b>447,325</b>

**PERSONNEL POSITION LISTING**

DEPT	DIV	AUTH #	POSITION NO.	GRADE	POSITION TITLE	09-10 ADOPTED ANNUAL RATE
17	0	2	10244	R43	CITY SECRETARY	98,302
17	0	1	20022	R29	DEPUTY CITY SECRETARY III	27,040
17	0	1	20023	R31	DEPUTY CITY SECRETARY IV	38,480
17	0	2	20023	R31	DEPUTY CITY SECRETARY IV	29,120
17	0	8	40264	R33	MICRO COMPUTER SPECIALIST	48,110
<b>TOTAL COUNT</b>			<b>5</b>		<b>TOTAL SALARIES</b>	<b>241,052</b>

FUND NUMBER  
DEPARTMENT NUMBER  
DIVISION NUMBER

101 GENERAL FUND  
17 CITY SECRETARY  
00 CITY SECRETARY

PERFORMANCE MEASURES

	ACTUAL 06-07	ACTUAL 07-08	ESTIMATED 08-09	ADOPTED 09-10
<b>Workload Measures</b>				
<i>Inputs</i>				
Number of full-time equivalent employees (FTE)	5	5	5	5
<i>Outputs</i>				
Number of pages of minutes produced	750	944	602	700
Number of beer/wine licenses issued	90	71	55	60
Number of pages/documents scanned for storage	26,000	28,500	29,500	30,500
<b>Efficiency Measures</b>				
Number of beer/wine licenses issued per FTE	18	35	28	30
Number of pages of minutes produced per FTE	150	472	301	350
Number of pages/documents scanned per FTE	5,200	7,700	10,200	12,700
Average number of production pages of minutes produced per day.	N/A	4	2	2
<b>Effectiveness Measures</b>				
% of laws engrossed and enrolled within one week	90	90	90	90

**Tax**  
(17 FTE's)

FUND NUMBER	101 GENERAL FUND
DEPARTMENT NUMBER	18 TAX
DIVISION NUMBER	10 TAX COLLECTIONS

**MISSION**

To bill, collect, and receive funds for the City of Laredo in a fair, equal, and uniform manner; while providing accountability, compliance, and excellent customer service.

**OBJECTIVES & PLANNED ACCOMPLISHMENTS**

- Continue to expand on the automated system for processing of mail payments.
- Maintain Current Year Property Tax Collection Rate at 96% or better.
- Assure that all mail payments are processed within one business day.

**EXPENDITURES**

	ACTUAL 06-07	ACTUAL 07-08	AMENDED 08-09	ESTIMATED 08-09	ADOPTED 09-10
Personnel Services	833,451	873,717	898,592	898,592	895,723
Materials & Supplies	25,932	19,906	31,057	30,736	33,835
Contractual Services	106,943	104,400	108,194	112,037	116,990
Other Charges	267	43	9,754	-	-
Capital Outlay	-	4,117	88,880	88,880	-
<b>Total</b>	966,593	1,002,183	1,136,477	1,130,245	1,046,548

**PERSONNEL POSITION LISTING**

DEPT	DIV	AUTH #	POSITION NO.	GRADE	POSITION TITLE	09-10 ADOPTED ANNUAL RATE
18	10	13	20014	R32	ADMINISTRATIVE ASSISTANT I	31,637
18	10	36	20015	R35	ADMINISTRATIVE ASSISTANT II	34,466
18	10	1	15006	R40	ASSISTANT TAX COLLECTOR	59,072
18	10	15	40322	R28	CUSTOMER SVC. REPRESENTATIVE	27,123
18	10	21	40322	R28	CUSTOMER SVC. REPRESENTATIVE	28,184
18	10	2	40080	R31	CUSTOMER SVC.REPRESENTATIVE II	29,827
18	10	14	40080	R31	CUSTOMER SVC.REPRESENTATIVE II	29,515
18	10	1	30019	R37	PROPERTY TAX SUPERVISOR	49,109
18	10	1	25006	R35	REVENUE COLLECTION OFFICER	45,656
18	10	1	11902	R43	TAX ASSESSOR/COLLECTOR	110,260
18	10	5	40323	R27	TELLER	21,840
18	10	12	40323	R27	TELLER	20,654
18	10	38	40323	R27	TELLER	21,486
18	10	1	40008	R29	TELLER II	33,384

FUND NUMBER

101 GENERAL FUND

DEPARTMENT NUMBER

18 TAX

DIVISION NUMBER

10 TAX COLLECTIONS

## PERSONNEL POSITION LISTING - CONTINUED

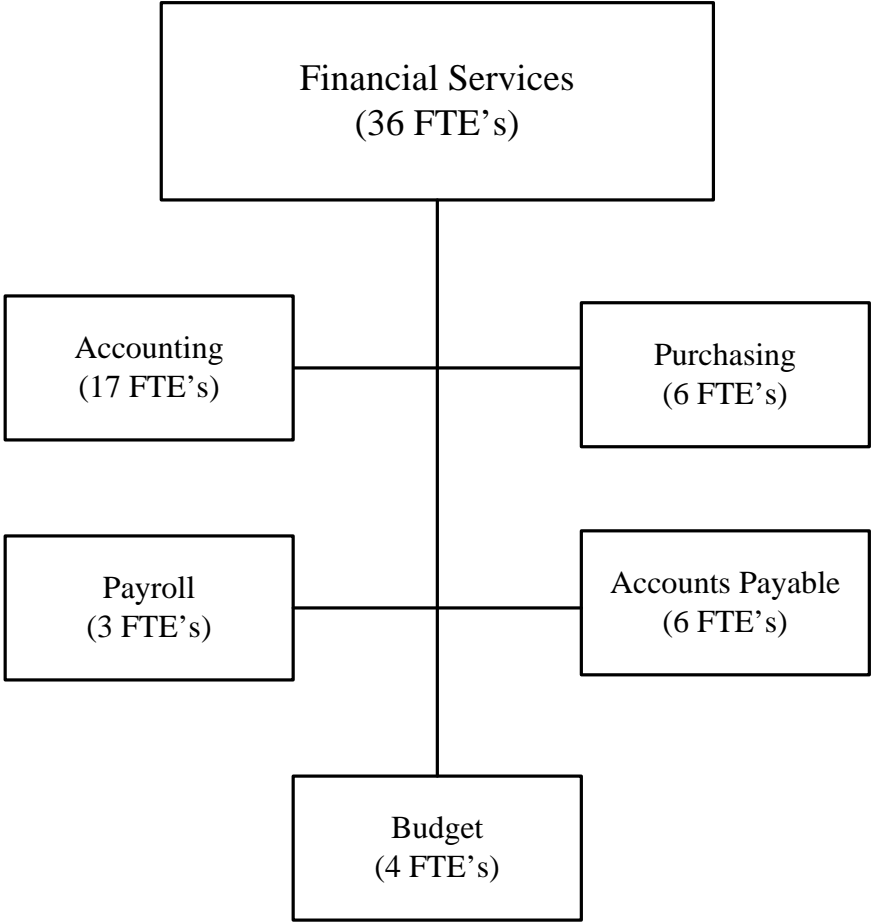
DEPT	DIV	AUTH #	POSITION NO.	GRADE	POSITION TITLE	09-10 ADOPTED ANNUAL RATE
18	10	33	40008	R29	TELLER II	27,435
18	10	40	40008	R29	TELLER II	24,128
18	10	1	40324	R33	TELLER SUPERVISOR	41,496
<b>TOTAL COUNT</b>			<b>17</b>		<b>TOTAL SALARIES</b>	<b>635,273</b>

## PERFORMANCE MEASURES

	ACTUAL 06-07	ACTUAL 07-08	ESTIMATED 08-09	ADOPTED 09-10
<b>Workload Measures</b>				
<i>Inputs</i>				
Number of full-time equivalent employees (FTE)	18	17	17	17
<i>Outputs</i>				
Number of current tax accounts billed	74,267	77,637	80,042	81,776
Amount of Original Levy Billed	53,649,133	59,703,763	65,735,394	67,761,122
Amount of Current Taxes Collected	52,022,442	57,852,175	62,677,553	64,926,492
Amount of Delinquent Taxes Billed (Original)	4,248,409	4,457,502	4,768,826	5,661,942
Amount of Delinquent Taxes Collected	1,691,981	1,623,679	1,924,646	1,981,680
Number of Misc. Accounts Billed*	52,066	56,681	60,216	58,000
Amount of misc. accounts collected*	3,817,905	3,749,038	3,385,960	3,399,586
Amount of utility accounts collected**	47,951,340	52,132,107	55,001,258	58,458,112
<i>Efficiency Measures</i>				
Number current tax accounts billed per FTE	4,126	4,563	4,708	4,810
Amount current taxes collected per FTE	2,890,134	3,403,069	3,686,915	3,819,205
Number misc. accounts billed per FTE	2,893	3,334	3,542	3,412
Amount misc. accounts collected per FTE	212,106	220,532	199,174	199,976
Amount utility accounts collected per FTE	2,663,963	3,066,595	3,235,368	3,438,712
<i>Effectiveness Measures</i>				
% of current tax collected (Original Roll)	96.97	96.90	95.35	95.82
% of delinquent tax collected (Original Roll)	39.83	36.43	40.36	35.00

\* Other accounts: hotel motel, beer and wine, paving contracts, forced lot cleaning, demolition liens, hazardous materials, alarm systems, water contracts.

\*\* Utility accounts: water, sewer, garbage, federal/state mandates, NPDES mandates, and NPDES mandates-commercial.





FUND NUMBER  
DEPARTMENT NUMBER  
DIVISION NUMBER

101 GENERAL FUND  
19 FINANCIAL SERVICES  
10 ACCOUNTING

**MISSION**

To provide materials and services and timely, accurate accounting and reporting of all financial transactions on behalf of the City Departments ensuring compliance with all laws, regulations and policies.

**OBJECTIVES & PLANNED ACCOMPLISHMENTS**

- To improve the efficiency within the division by researching and implementing current software applications so that data can be more readily available for our accounting and financial system.
- To continue to improve the accuracy and timeliness of financial information provided to Federal, State and Local government officials as well as to the general public.
- To provide the year-end Comprehensive Annual Financial Report statement and external audit to City Council on a timely basis.
- To continue providing accurate financial data for management’s long-term and short-term decisions in regards to City financial issues.

**EXPENDITURES**

	<b>ACTUAL 06-07</b>	<b>ACTUAL 07-08</b>	<b>AMENDED 08-09</b>	<b>ESTIMATED 08-09</b>	<b>ADOPTED 09-10</b>
Personnel Services	954,434	979,908	1,067,084	989,916	1,028,825
Materials & Supplies	25,425	32,586	39,500	38,450	46,700
Contractual Services	124,820	107,885	133,071	132,041	127,649
Other Charges	(4)	(1)	17,806	-	-
<b>Total</b>	<b>1,104,675</b>	<b>1,120,378</b>	<b>1,257,461</b>	<b>1,160,407</b>	<b>1,203,174</b>

**PERSONNEL POSITION LISTING**

<b>DEPT</b>	<b>DIV</b>	<b>AUTH #</b>	<b>POSITION NO.</b>	<b>GRADE</b>	<b>POSITION TITLE</b>	<b>09-10 ADOPTED ANNUAL RATE</b>
19	10	1	30010	R33	ACCOUNTANT I	33,488
19	10	2	30010	R33	ACCOUNTANT I	34,486
19	10	7	30010	R33	ACCOUNTANT I	34,486
19	10	9	30010	R33	ACCOUNTANT I	34,486
19	10	13	30010	R33	ACCOUNTANT I	34,486
19	10	1	10021	R39	ACCOUNTING SUPERVISOR	57,886
19	10	3	10021	R39	ACCOUNTING SUPERVISOR	59,259
19	10	12	10021	R39	ACCOUNTING SUPERVISOR	58,344

FUND NUMBER  
DEPARTMENT NUMBER  
DIVISION NUMBER

101 GENERAL FUND  
9 FINANCIAL SERVICES  
10 ACCOUNTING

PERSONNEL POSITION LISTING - CONTINUED

DEPT	DIV	AUTH #	POSITION NO.	GRADE	POSITION TITLE	09-10 ADOPTED ANNUAL RATE
19	10	1	10543	R41	ASS'T FINANCIAL SVCS DIRECTOR	88,941
19	10	4	20018	R29	ADMINISTRATIVE SECRETARY	42,078
19	10	2	15020	R40	CHIEF ACCOUNTANT	70,533
19	10	34	20013	R27	CLERK III	26,832
19	10	101	20013	R27	CLERK III	23,546
19	10	1	10539	R43	FINANCIAL SERVICES DIRECTOR (AT 60%)	60,790
19	10	1	25006	R35	REVENUE COLLECTION OFFICER (Unfunded)	-
19	10	2	41821	R29	SENIOR ACCOUNTING TECHNICIAN	45,822
19	10	5	41821	R29	SENIOR ACCOUNTING TECHNICIAN	55,411
<b>TOTAL COUNT</b>			<b>17</b>		<b>TOTAL SALARIES</b>	<b>760,876</b>

PERFORMANCE MEASURES (ACCOUNTING)

	ACTUAL 06-07	ACTUAL 07-08	ESTIMATED 08-09	ADOPTED 09-10
<b>Workload Measures</b>				
<i>Inputs</i>				
Number of full-time equivalent employees (FTE) – accountants	9	9	9	9
<i>Outputs</i>				
Number of financial reports prepared	1,076	1,110	1,133	1,155
Number of budget amendments reviewed and prepared	1,334	1,269	1,294	1,320
Number of entries completed	13,928	13,729	14,006	14,285
Number of purchase requisitions approved	14,772	15,024	15,325	15,631
Number of ACH debits and credits reviewed and coded	3,252	3,408	3,477	3,546
Number of fixed assets entered into fixed asset system	761	742	757	772

FUND NUMBER  
DEPARTMENT NUMBER  
DIVISION NUMBER

101 GENERAL FUND  
19 FINANCIAL SERVICES  
10 ACCOUNTING

PERFORMANCE MEASURES (ACCOUNTING) - CONTINUED

Number of fixed assets tagged	146	184	188	192
Number of financial status reports completed for grants	167	221	226	230
Number of requests for payments submitted for grants	684	797	813	830
<b>Efficiency Measures</b>				
Number of financial reports prepared per accountant	120	124	126	129
Number of budget amendments reviewed and prepared per accountant	148	141	144	147
Number of adjusting journal entries per accountant	1,547	1,526	1,557	1,588
Number of purchase requisitions approved per accountant	1,641	1,670	1,704	1,738
Number of ACH debits and credits reviewed and coded per accountant	361	379	387	394
Number of fixed assets entered into fixed asset system per accountant	85	83	85	87
Number of fixed assets tagged per accountant (1 only)	16	21	21	22
Number of financial status reports completed for grants per accountant	19	25	26	26
Number of requests for payments submitted to grants per accountant	76	89	91	93
<b>Effectiveness Measures</b>				
Average number of working days to compile monthly financial statements	5	5	5	5
Number of consecutive years receiving the Certificate of Achievement for Excellence in Financial Reporting	20	21	22	23

FUND NUMBER

101 GENERAL FUND

DEPARTMENT NUMBER

19 FINANCIAL SERVICES

DIVISION NUMBER

10 ACCOUNTING

## PERFORMANCE MEASURES (ACCOUNTING SUPPORT STAFF)

	ACTUAL 06-07	ACTUAL 07-08	ESTIMATED 08-09	ADOPTED 09-10
<b>Workload Measures</b>				
<i>Inputs</i>				
Number of full-time equivalent employees (FTE) – support staff only	6	6	6	6
<i>Outputs</i>				
Checks processed for deposit	917	800	816	833
Cash policy violations issued	514	460	469	479
Cash policy trainings for departments	5	6	6	6
Bank reconciliations	87	72	73	75
Wire transfers processed	633	657	671	684
Number of ACH debits and credits processed	2,619	2,751	2,806	2,863
Daily cash receipts audited, entered, and filed	2,523	2,751	2,810	2,867
Employee travel expense reports reviewed and processed	1,409	1,027	1,048	1,069
Number of delinquent accounts reviewed	5,408	5,678	5,792	5,907
Number of journal entries completed	8,219	8,189	8,353	8,519
<b>Efficiency Measures</b>				
Checks processed for deposit per employee	153	133	136	139
Cash policy violations issued per employee	86	76	78	80
Bank reconciliations per employee	15	12	12	13
Wire transfers processed per employee	106	109	112	114
Number of ACH debits and credits processed per employee	437	458	467	477
Daily cash receipts audited, entered, and filed per employee	421	459	468	478
Employee travel expense reports reviewed and processed per employee	235	171	175	178
Number of collection reports prepared per employee	2	2	2	2
Number of delinquent accounts reviewed per employee	901	946	966	985
Number of journal entries completed per employee	2,170	1,364	1,393	1,421

FUND NUMBER

101 GENERAL FUND

DEPARTMENT NUMBER

19 FINANCIAL SERVICES

DIVISION NUMBER

20 PURCHASING

**MISSION**

The Purchasing Division is committed to obtaining the most desirable goods and services to meet the City’s operational needs, at the lowest possible cost, delivered in a timely manner and in compliance with all City policies and applicable State of Texas procurement laws.

**OBJECTIVES & PLANNED ACCOMPLISHMENTS**

- Purchase goods and services at the lowest responsible cost in accordance to the requirements of our municipal operation.
- Utilize the automated purchasing program to facilitate the purchase of inventory items.
- Revise the City’s Purchasing Policies to reflect changes to the Local Government Code.
- Encourage local vendors to participate in the City’s competitive bidding process.

**EXPENDITURES**

	<b>ACTUAL 06-07</b>	<b>ACTUAL 07-08</b>	<b>AMENDED 08-09</b>	<b>ESTIMATED 08-09</b>	<b>ADOPTED 09-10</b>
Personnel Services	415,267	440,528	456,166	455,641	443,340
Materials & Supplies	4,897	3,990	3,840	3,387	5,630
Contractual Services	18,692	18,538	27,661	27,599	27,047
<b>Total</b>	<b>438,856</b>	<b>463,056</b>	<b>487,667</b>	<b>486,627</b>	<b>476,017</b>

**PERSONNEL LISTING**

<b>DEPT</b>	<b>DIV</b>	<b>AUTH #</b>	<b>POSITION NO.</b>	<b>GRADE</b>	<b>POSITION TITLE</b>	<b>09-10 ADOPTED ANNUAL RATE</b>
19	20	8	20015	R35	ADMINISTRATIVE ASSISTANT II	44,117
19	20	1	41589	R29	BUYER I	32,510
19	20	1	20015	R35	ADMINISTRATIVE ASSISTANT II BUYER II	34,465
19	20	3	41590	R31	BUYER II	37,669
19	20	1	11589	R40	PURCHASING AGENT	100,630
19	20	1	20050	R34	SENIOR BUYER	54,496
19	20	1	10539	R43	FINANCIAL SERVICES DIRECTOR (AT 20%)	20,263
<b>TOTAL COUNT</b>			<b>7</b>		<b>TOTAL SALARIES</b>	<b>324,150</b>

FUND NUMBER	101 GENERAL FUND
DEPARTMENT NUMBER	19 FINANCIAL SERVICES
DIVISION NUMBER	20 PURCHASING

PERFORMANCE MEASURES

	ACTUAL 06-07	ACTUAL 07-08	ESTIMATED 08-09	ADOPTED 09-10
<b>Workload Measures</b>				
<i>Inputs</i>				
Number of full-time equivalent employees (FTE)	6	6	6	6
<i>Outputs</i>				
Number of requisitions processed	14,597	14,235	16,024	15,000
Number of requisitions processed within one day	7,300	7,117	8,012	7,500
Number of requisitions processed within two to three days	3,649	3,559	4,006	3,750
Number of requisitions processed after three days	3,648	3,559	4,006	3,750
<b>Efficiency Measures</b>				
Number of requisitions processed per FTE	2,432	2,372	2,670	2,500
<b>Effectiveness Measures</b>				
% of requisitions processed within one day	50%	50%	50%	50%
% of requisitions processed within two-three days	25%	25%	25%	25%
% of requisitions processed after three days	25%	25%	25%	25%

FUND NUMBER  
DEPARTMENT NUMBER  
DIVISION NUMBER

101 GENERAL FUND  
19 FINANCIAL SERVICES  
30 PAYROLL

**MISSION**

The Payroll division mission is to administer and coordinate the compensation of all city employees in an accurate, timely manner, while adhering to city ordinances and polices as well as federal, state, and local regulations in an efficient manner.

**OBJECTIVES & PLANNED ACCOMPLISHMENTS**

- Implement new time and attendance software
- Automate the child support submission process
- Review and revise the Payroll Training Manual

**EXPENDITURES**

	<b>ACTUAL 06-07</b>	<b>ACTUAL 07-08</b>	<b>AMENDED 08-09</b>	<b>ESTIMATED 08-09</b>	<b>ADOPTED 09-10</b>
Personnel Services	164,572	177,618	194,863	192,200	196,618
Materials & Supplies	5,046	3,168	3,830	3,144	3,537
Contractual Services	9,550	10,461	11,094	11,314	11,111
Other Charges	3,469	-	-	-	-
<b>Total</b>	182,637	191,247	209,787	206,658	211,266

**PERSONNEL POSITION LISTING**

<b>DEPT</b>	<b>DIV</b>	<b>AUTH #</b>	<b>POSITION NO.</b>	<b>GRADE</b>	<b>POSITION TITLE</b>	<b>09-10 ADOPTED ANNUAL RATE</b>
19	30	1	10023	R39	PAYROLL MANAGER	72,259
19	30	1	45000	R33	PAYROLL SPECIALIST	36,670
19	30	86	45000	R27	PAYROLL SPECIALIST	31,574
<b>TOTAL COUNT</b>			<b>3</b>		<b>TOTAL SALARIES</b>	<b>140,504</b>

FUND NUMBER  
DEPARTMENT NUMBER  
DIVISION NUMBER

101 GENERAL FUND  
19 FINANCIAL SERVICES  
30 PAYROLL

PERFORMANCE MEASURES

	ACTUAL 06-07	ACTUAL 07-08	ESTIMATED 08-09	ADOPTED 09-10
<b>Workload Measures</b>				
<i>Inputs</i>				
Number of full-time equivalent employees (FTE) – payroll	3	3	3	3
<i>Outputs</i>				
Number of payroll checks processed	21,545	23,092	22,578	21,689
Number of payroll direct deposits processed	38,939	40,558	44,533	45,423
Number of employees utilizing automated time and attendance system	1,696	1,855	1,900	1,900
Number of corrections submitted for processing	1,454	1,277	1,129	1,287
Number of final and retro payments	342	329	310	327
Number of serious illness and workers comp adjustments	1,104	1,142	1,094	1,113
<b>Efficiency Measures</b>				
Number of payroll checks deposits processed per FTE	7,182	7,697	7,526	7,229
Number of payroll direct deposits processed per FTE	12,980	13,519	14,844	15,141
Number of employees utilizing automated time and attendance system per FTE	565	618	633	633
Number of corrections submitted for processing per FTE	485	426	376	429
Number of final and retro payments per FTE	114	110	103	109
Number of serious illness and workers comp adjustments per FTE	368	381	365	371
<b>Effectiveness Measures</b>				
Payroll comments in letter to management from External Auditors	None	None	None	None



FUND NUMBER  
DEPARTMENT NUMBER  
DIVISION NUMBER

101 GENERAL FUND  
19 FINANCIAL SERVICES  
60 ACCOUNTS PAYABLE

**MISSION**

Generate all cash disbursements in a timely manner for all City departments.

**OBJECTIVES & PLANNED ACCOMPLISHMENTS**

- Assure compliance of policies and procedures thru trainings
- Keep accounts current
- Maintain good credit rating
- Design time schedules for contracts and vendor payments

**EXPENDITURES**

	<b>ACTUAL 06-07</b>	<b>ACTUAL 07-08</b>	<b>AMENDED 08-09</b>	<b>ESTIMATED 08-09</b>	<b>ADOPTED 09-10</b>
Personnel Services	289,482	293,446	317,773	265,865	307,174
Materials & Supplies	3,987	3,025	6,959	6,959	6,959
Contractual Services	16,653	20,303	22,541	22,541	21,624
<b>Total</b>	<b>310,122</b>	<b>316,774</b>	<b>347,273</b>	<b>295,365</b>	<b>335,757</b>

**PERSONNEL POSITION LISTING**

<b>DEPT</b>	<b>DIV</b>	<b>AUTH #</b>	<b>POSITION NO.</b>	<b>GRADE</b>	<b>POSITION TITLE</b>	<b>09-10 ADOPTED ANNUAL RATE</b>
19	60	1	20016	R36	ACCOUNTS PAYABLE SUPERVISOR	56,139
19	60	175	20251	R25	CLERK II	24,835
19	60	77	20013	R27	CLERK III	27,082
19	60	2	20011	R28	CLERK IV	21,902
19	60	27	20011	R28	CLERK IV	33,322
19	60	28	20011	R28	CLERK IV	33,301
19	60	1	10539	R43	FINANCIAL SERVICES DIRECTOR (AT 20%)	20,263
<b>TOTAL COUNT</b>			<b>7</b>		<b>TOTAL SALARIES</b>	<b>216,844</b>

FUND NUMBER  
DEPARTMENT NUMBER  
DIVISION NUMBER

101 GENERAL FUND  
19 FINANCIAL SERVICES  
60 ACCOUNTS PAYABLE

PERFORMANCE MEASURES

	ACTUAL 06-07	ACTUAL 07-08	ESTIMATED 08-09	ADOPTED 09-10
<b>Workload Measures</b>				
<i>Inputs</i>				
Number of full-time equivalent employees (FTE)	6.2	6.2	6.2	6.2
<i>Outputs</i>				
Number of invoices received	220,000	225,000	230,000	235,000
Number of invoices set-up for payment within 30 days	180,000	182,000	180,000	180,000
Number of invoices remaining open for 60 or more days	40,000	45,000	40,000	45,000
Number of checks issued	26,067	25,000	26,000	26,000
<b>Efficiency Measures</b>				
Number of invoices received and set-up for payment per FTE	38,000	40,000	40,000	40,000
<b>Effectiveness Measures</b>				
% of invoices paid within 30 days of invoice date	90%	90%	90%	90%
% of invoices remaining open for 60 or more days	10%	10%	10%	10%

FUND NUMBER	101 GENERAL FUND
DEPARTMENT NUMBER	19 FINANCE
DIVISION NUMBER	80 BUDGET

**MISSION**

Develop and administer the budget process as a sound basis for planning, financial analysis, and decision-making.

**OBJECTIVES & PLANNED ACCOMPLISHMENTS**

- Prepare an Annual Budget document that is accurate, efficient, effective, and timely
- Seek innovative methods for improving the budgetary process, which includes the ability to access funds electronically, as well as with drilldown capability, utilizing Web-Focus software
- Monitor revenues and expenditures to ensure departments remain within budgeted levels.
- Improve the accuracy of revenue and expenditure projections.
- Continually evaluate performance measurements for maximum efficiency and effectiveness.
- To increase the percentage of funds within budget appropriations by 3%.
- To increase the percentage of funds that have budgeted revenue within +/- 5% of actual revenues.
- To receive the GFOA Distinguished Budget Presentation Award for the 19<sup>th</sup> consecutive year.

**EXPENDITURES**

	ACTUAL 06-07	ACTUAL 07-08	AMENDED 08-09	ESTIMATED 08-09	ADOPTED 09-10
Personnel Services	247,541	245,534	278,555	281,141	281,519
Materials & Supplies	10,721	8,644	14,996	10,546	15,500
Contractual Services	35,125	33,336	74,433	61,725	69,338
Other Charges	-	1	-	-	-
Capital Outlay	51,513	-	-	-	-
<b>Total</b>	<b>344,900</b>	<b>287,515</b>	<b>367,984</b>	<b>353,412</b>	<b>366,357</b>

**PERSONNEL POSITION LISTING**

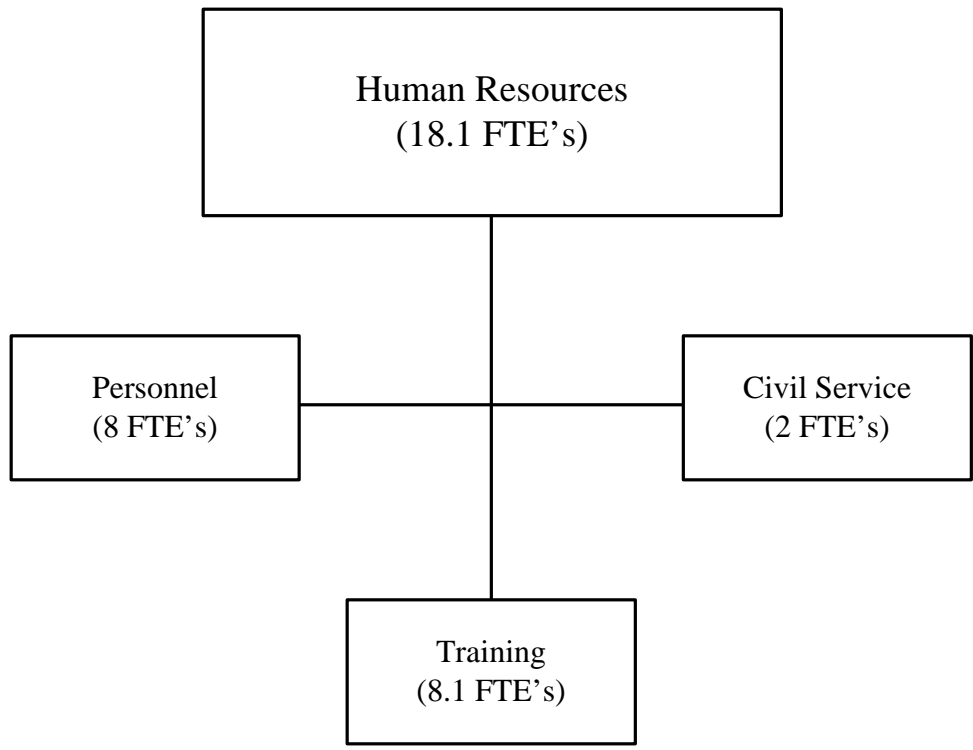
DEPT	DIV	AUTH #	POSITION NO.	GRADE	POSITION TITLE	09-10 ADOPTED ANNUAL RATE
19	80	57	20015	R35	ADMINISTRATIVE ASSISTANT II	36,046
19	80	1	35010	R35	BUDGET ANALYST II	43,722
19	80	4	35010	R35	BUDGET ANALYST II	37,211
19	80	2	16000	R43	BUDGET MANAGER	90,230
<b>TOTAL COUNT</b>			<b>4</b>		<b>TOTAL SALARIES</b>	<b>207,209</b>

FUND NUMBER  
DEPARTMENT NUMBER  
DIVISION NUMBER

101 GENERAL FUND  
19 FINANCE  
80 BUDGET

PERFORMANCE MEASURES

	ACTUAL 06-07	ACTUAL 07-08	ESTIMATED 08-09	ADOPTED 09-10
<b>Workload Measures</b>				
<b>Inputs</b>				
Number of full-time equivalent employees (FTE's)	4	4	4	4
<b>Outputs</b>				
Total dollar value of funds budgeted excluding transfers	\$321,195,847	\$324,895,236	\$344,161,977	\$348,662,960
Total dollar value of funds budgeted including transfers	\$393,095,290	\$404,332,412	\$428,663,914	\$439,930,817
Number of budget analyses prepared	510	587	658	962
<b>Efficiency Measures</b>				
Total dollar value budgeted per FTE	\$80,298,962	\$81,223,809	\$86,040,494	\$87,165,740
Number of budget analyses prepared per FTE	127.5	146.7	164.5	240.5
<b>Effectiveness Measures</b>				
% of funds within budget appropriations (amended budget vs. actual)	95%	95%	94%	95%
% of funds with budgeted revenue within +/- 5% of actual revenues	67%	75%	15%	50%
Number of consecutive years receiving GFOA award	16	17	18	19



FUND NUMBER	101 GENERAL FUND
DEPARTMENT NUMBER	20 HUMAN RESOURCES
DIVISION NUMBER	10 PERSONNEL

### MISSION

The mission of the Personnel division is to attract, maintain and develop a quality workforce by providing employee training, benefits and security.

### OBJECTIVES & PLANNED ACCOMPLISHMENTS

- To comprehensively address the human resource needs of the City as an organization and to promote development of a salary and benefits program that attracts and maintains a quality workforce thereby, providing better services to the City employees and general public.
- To maintain a competitive compensation plan and a fair and equitable job classification system.
- To maintain the system of staff review and city council approval of employees' health benefits and salary administration.
- To continue reviewing job descriptions for compliance with American with Disability Act (ADA) regulations.
- To monitor leave and return to work policies and procedures.

### EXPENDITURES

	ACTUAL 06-07	ACTUAL 07-08	AMENDED 08-09	ESTIMATED 08-09	ADOPTED 09-10
Personnel Services	472,615	403,118	380,403	380,403	383,953
Materials & Supplies	6,682	9,854	19,678	19,678	19,585
Contractual Services	31,785	35,898	45,232	45,232	39,973
Other Charges	-	-	15,661	-	-
<b>Total</b>	511,082	448,870	460,974	445,313	443,511

### PERSONNEL POSITION LISTING

DEPT	DIV	AUTH #	POSITION NO.	GRADE	POSITION TITLE	09-10 ADOPTED ANNUAL RATE
20	10	21	20014	R32	ADMINISTRATIVE ASSISTANT I	41,704
20	10	338	20250	R23	CLERK I	22,714
20	10	95	40468	R28	HUMAN RESOURCES ASST I-ASD	36,587
20	10	1	40470	R30	HUMAN RESOURCES ASST II-ASD	27,872
20	10	2	40470	R30	HUMAN RESOURCES ASST II-ASD	27,040
20	10	1	40471	R32	HUMAN RESOURCES ASST III-ASD	43,098
20	10	1	15042	R43	HUMAN RESOURCES DIRECTOR (AT 33%)	36,634
20	10	1	15016	R41	HUMAN RESOURCES OFFICER (AT 50%)	39,978
<b>TOTAL COUNT</b>			<b>8</b>		<b>TOTAL SALARIES</b>	<b>275,626</b>

FUND NUMBER  
 DEPARTMENT NUMBER  
 DIVISION NUMBER

101 GENERAL FUND  
 20 HUMAN RESOURCES  
 10 PERSONNEL

PERFORMANCE MEASURES

	ACTUAL 06-07	ACTUAL 07-08	ESTIMATED 08-09	ADOPTED 09-10
<b>Workload Measures</b>				
<i>Inputs</i>				
Number of full-time equivalent employees (FTE) - personnel	9.25	8	9	9
<i>Outputs</i>				
Number of city-wide employees supported (1)	2,508	2,361	2,354	2,384
Number of non-civil service employees terminated (2)	271	302	228	267
<b>Efficiency Measures</b>				
Number of city-wide employees managed per FTE – personnel (3)	271	295	262	265
<b>Effectiveness Measures</b>				
Number of non-civil service employees terminated for a cause (4)	26	45	41	37
City wide turnover ratio (5)	10%	15%	18%	14%

Efficiency measures calculations:

- (1) Estimated FTE 2008-09 = 2,354 + 30 growth = 2,384
- (2) Average of Actual 06-07, 07-08 and estimated 08-09 terminated employees = 801 / 3 = 267
- (3) 2,384 (city wide employee supported) ÷ 9 (FTE personnel) = 265
- (4) Average of Actual 06-07, 07-08 and estimated 08-09 terminated for cause = 112 / 3 = 37
- (5) 37 (number of employees terminated for cause) / 267 (number of employees terminated) = 14%

FUND NUMBER	101 GENERAL FUND
DEPARTMENT NUMBER	20 HUMAN RESOURCES
DIVISION NUMBER	25 TRAINING DIVISION

**MISSION**

The mission of the Training Division is to attract, maintain and develop a quality workforce by providing benefits and equal training opportunities for all City employees.

**OBJECTIVES & PLANNED ACCOMPLISHMENTS**

- To comprehensively address the human resources needs of the City as an organization and to promote the development of a salary program that attracts and maintains a quality workforce thereby, providing better services to the general public and City employees.
- To continue providing equal training opportunities to all City employees in order to improve their skills and promote future career advancement opportunities and growth development.
- To continue promoting equal opportunity employment.
- To continue reviewing job classification descriptions for compliance with regulations.
- To continue monitoring City policies and procedures and making proper recommendations/revisions if necessary.
- To continue promoting online application usage by recommending its benefits to citizens.
- To continue training City departments on the online application/requisition system.
- Maintain application screening as updated as possible in order to expedite the City’s selection process.
- Possibility of implementing a typing test component to our online application system to better expedite our employment applications.

**EXPENDITURES**

	<b>ACTUAL 06-07</b>	<b>ACTUAL 07-08</b>	<b>AMENDED 08-09</b>	<b>ESTIMATED 08-09</b>	<b>ADOPTED 09-10</b>
Personnel Services	104,351	181,554	242,669	242,669	238,135
Materials & Supplies	29,558	26,277	38,063	37,707	32,966
Contractual Services	146,555	74,687	154,743	154,743	56,600
<b>Total</b>	280,464	282,518	435,475	435,119	327,701



FUND NUMBER	101 GENERAL FUND
DEPARTMENT NUMBER	20 HUMAN RESOURCES
DIVISION NUMBER	25 TRAINING DIVISION

PERSONNEL POSITION LISTING

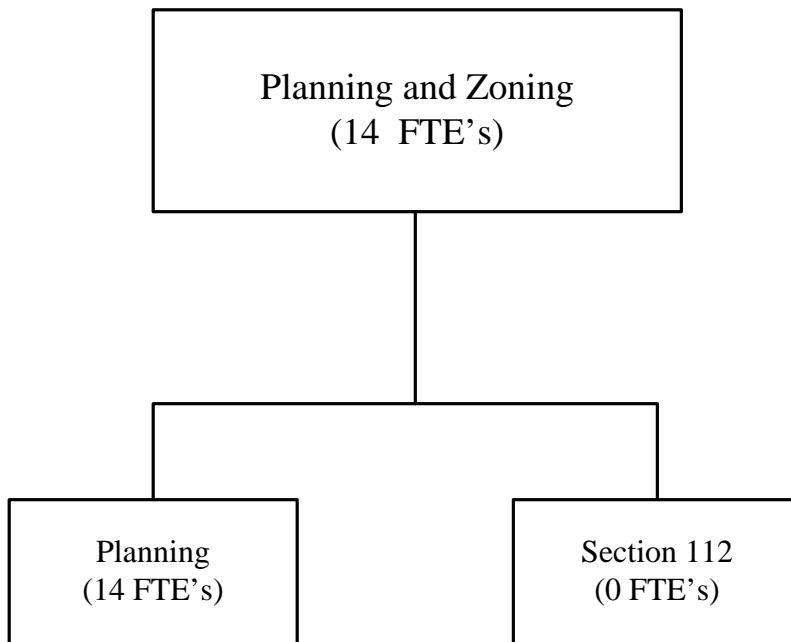
DEPT	DIV	AUTH #	POSITION NO.	GRADE	POSITION TITLE	09-10 ADOPTED ANNUAL RATE
20	25	1	20019	R29	ADMINISTRATIVE INTERN	7,885
20	25	2	20019	R29	ADMINISTRATIVE INTERN (unfunded)	-
20	25	3	20019	R29	ADMINISTRATIVE INTERN (unfunded)	-
20	25	1	20249	20	CLERK (CO-OP/ICT)	3,845
20	25	2	20249	20	CLERK (CO-OP/ICT)	3,845
20	25	3	20249	20	CLERK (CO-OP/ICT)	3,845
20	25	4	20249	20	CLERK (CO-OP/ICT)	3,845
20	25	5	20249	20	CLERK (CO-OP/ICT)	3,845
20	25	6	20249	20	CLERK (CO-OP/ICT)	3,845
20	25	7	20249	20	CLERK (CO-OP/ICT)	3,845
20	25	8	80288	R23	CUSTODIAN	8,424
20	25	11	40470	R30	HUMAN RESOURCES ASST II-ASD	27,040
20	25	20	40470	R30	HUMAN RESOURCES ASST II-ASD	29,682
20	25	10	15016	R41	HUMAN RESOURCES OFFICER	58,594
20	25	1	65000	20	PLAYGROUND ASSISTANT (CO-OP)	3,845
20	25	2	65000	20	PLAYGROUND ASSISTANT (CO-OP)	3,845
20	25	3	65000	20	PLAYGROUND ASSISTANT (CO-OP)	3,845
20	25	4	65000	20	PLAYGROUND ASSISTANT (CO-OP)	3,845
20	25	5	65000	20	PLAYGROUND ASSISTANT (CO-OP)	3,845
20	25	6	65000	20	PLAYGROUND ASSISTANT (CO-OP)	3,845
20	25	7	65000	20	PLAYGROUND ASSISTANT (CO-OP)	3,845
<b>TOTAL COUNT</b>			<b>21</b>		<b>TOTAL SALARIES</b>	<b>185,460</b>

FUND NUMBER  
DEPARTMENT NUMBER  
DIVISION NUMBER

101 GENERAL FUND  
20 HUMAN RESOURCES  
25 TRAINING DIVISION

PERFORMANCE MEASURES

	ACTUAL 06-07	ACTUAL 07-08	ESTIMATED 08-09	ADOPTED 09-10
<b>Workload Measures</b>				
<i>Inputs</i>				
Total Budget	280,464	282,520	435,475	327,701
Total number of FTE's	6.1	8.1	8.1	7.4
<i>Outputs</i>				
Number of non-civil service employment applications processed	11,267	13,602	12,435	13,057
Number of applications referred	5,196	5,997	5,597	5,877
Number of employee tuition assistance applications processed	190	104	147	154
Number of Appeals and Grievances (non-civil service employees)	8	15	12	14
<b>Efficiency Measures</b>				
Number of non-civil service employment applications processed per FTE	5,634	4,534	4,145	4,352
<b>Effectiveness Measures</b>				
Number of work days to complete the selection process (Time to Start)	30	30	30	30
Amount allocated for City-wide training per employee	\$48.00	\$50.00	\$46.00	\$49.00



FUND NUMBER  
DEPARTMENT NUMBER  
DIVISION NUMBER

101 GENERAL FUND  
21 PLANNING AND ZONING  
10 PLANNING

**MISSION**

To facilitate, guide and support orderly growth and development by implementing adopted policies in order to enhance health, safety and welfare of our community.

**OBJECTIVES & PLANNED ACCOMPLISHMENTS**

- Adopt and implement development standards that provide for the orderly physical development of the City and its Extraterritorial Jurisdiction (ETJ).
- Establish policies and plans that enhance and protect the quality of life of the citizenry of Laredo.
- Minimize negative impacts of development on the environment.
- Protect significant historic resources.
- Provide an efficient transportation system.
- Promote urban and public design that provides for sustainable development and a sense of community.
- Implement adopted zoning, and subdivision regulation through formal staff review and recommendation of meetings of the Planning and Zoning Commission and/or City Council.
- Provide inter/intra agency services to coordinate special planning projects.
- Provide amendments to the Comprehensive Plan in order to update long-range planning goals.
- Research and analyze data to automate current information pertaining to land use, population estimating, transportation, and other cartographic/technical services.

**EXPENDITURES**

	<b>ACTUAL 06-07</b>	<b>ACTUAL 07-08</b>	<b>AMENDED 08-09</b>	<b>ESTIMATED 08-09</b>	<b>ADOPTED 09-10</b>
Personnel Services	874,952	1,003,659	741,761	741,761	730,854
Materials & Supplies	26,347	24,491	36,552	25,789	29,966
Contractual Services	90,594	72,624	155,155	155,155	152,342
Other Charges	177	3	7,665	-	-
<b>Total</b>	<b>992,070</b>	<b>1,100,777</b>	<b>941,133</b>	<b>922,705</b>	<b>913,162</b>

**PERSONNEL POSITION LISTING**

<b>DEPT</b>	<b>DIV</b>	<b>AUTH #</b>	<b>POSITION NO.</b>	<b>GRADE</b>	<b>POSITION TITLE</b>	<b>09-10 ADOPTED ANNUAL RATE</b>
21	10	14	20014	R32	ADMINISTRATIVE ASSISTANT I	31,824
21	10	58	40260	30	ADMINISTRATIVE SECRETARY	30,243
21	10	29	20011	R28	CLERK IV (AT 32%)	7,288
21	10	1	41967	R33	DATA/MAPPING COORDINATOR (unfunded)	-
21	10	6	40366	R29	DRAFTING TECHNICIAN	28,974
21	10	10	40366	R29	DRAFTING TECHNICIAN	23,920

FUND NUMBER  
 DEPARTMENT NUMBER  
 DIVISION NUMBER

101 GENERAL FUND  
 21 PLANNING AND ZONING  
 10 PLANNING

PERSONNEL POSITION LISTING - CONTINUED

DEPT	DIV	AUTH #	POSITION NO.	GRADE	POSITION TITLE	09-10 ADOPTED ANNUAL RATE
21	10	3	31600	R34	PLANNER I	33,176
21	10	1	31601	R36	PLANNER II	47,091
21	10	2	31601	R36	PLANNER II	49,046
21	10	4	31601	R36	PLANNER II	40,914
21	10	5	31601	R36	PLANNER II	38,355
21	10	6	31601	R36	PLANNER II	38,355
21	10	1	31602	R39	PLANNER III – CURRENT (AT 50%)	25,782
21	10	2	11550	R45	PLANNING DIRECTOR	133,598
<b>TOTAL COUNT</b>			<b>14</b>		<b>TOTAL SALARIES</b>	<b>528,567</b>

PERFORMANCE MEASURES

	ACTUAL 06-07	ACTUAL 07-08	ESTIMATED 08-09	ADOPTED 09-10
<b>Workload Measures</b>				
<i>Inputs</i>				
Number of full-time equivalent employees (FTE) - Zoning Cases Planner	1.25	1.25	1.25	1.25
Number of full-time equivalent employees (FTE) - Platting Cases Planner	1.25	1.25	1.25	1.25
Number of full-time equivalent employees (FTE) - Historic Preservation Cases Planner	1.5	1.5	1.5	1.5
Number of full-time equivalent employees (FTE) - Utility Certificate Applications Planner	.50	.50	.50	.50
Number of full-time equivalent employees (FTE) - technical support staff	4	4	4	4
<i>Outputs</i>				
Number of zoning applications submitted and reviewed	93	110	90	100
Number of platting applications submitted and reviewed	158	97	116	125
Number of historic preservation applications submitted and reviewed	29	20	27	25
Number of utility certificate applications submitted and reviewed	59	55	60	70

FUND NUMBER  
DEPARTMENT NUMBER  
DIVISION NUMBER

101 GENERAL FUND  
21 PLANNING AND ZONING  
10 PLANNING

PERFORMANCE MEASURES - CONTINUED

Number of maps provided	2,740	1500	1500	1500
<b>Efficiency Measures</b>				
Number of zoning cases per FTE - Zoning Planner	74	110	90	100
Number of platting cases per FTE - Platting Planner	126.4	77.6	92.8	100
Number of historic preservation cases per FTE - Historic Planner	19	13	18	17
Number of utility certificate applications per FTE - Utility Planner	59	55	60	70
Number of maps provided per FTE - technical support staff	685	375	375	375
<b>Effectiveness Measures</b>				
% of total zoning applications considered by Planning and Zoning Commission	100	100	100	100
% of total platting applications considered by Planning and Zoning Commission	100	100	100	100
% of total historic preservation cases considered by Historic District/Landmark Board	100	100	100	100

FUND NUMBER  
 DEPARTMENT NUMBER  
 DIVISION NUMBER

101 GENERAL FUND  
 21 PLANNING AND ZONING  
 12 SECTION 112

**MISSION**

To facilitate the planning of multi-modal transportation projects that contribute to Laredo’s nationally significant port of entry status and to the flow of international commerce between the United States and Mexico, and that increases the safety and mobility of the transportation system for motorized and non-motorized users through system preservation, capacity expansion, and the promotion of connectivity of vehicular/pedestrian ways through the metropolitan area.

**OBJECTIVES & PLANNED ACCOMPLISHMENTS**

- Update the 2010-2035 Metropolitan Transportation Plan (MTP).
- Provide staff support to the Laredo Urban Transportation Study (MPO).
- Secure funding for special transportation projects.

**EXPENDITURES**

	ACTUAL 06-07	ACTUAL 07-08	AMENDED 08-09	ESTIMATED 08-09	ADOPTED 09-10
Personnel Services	54,119	49,625	35,284	37,272	58,441
Materials & Supplies	6,449	8,224	5,750	4,562	5,750
Contractual Services	426,187	361,176	348,144	338,915	339,715
Total	486,755	419,025	389,178	380,749	403,906

**PERSONNEL POSITION LISTING \***

DEPT	DIV	AUTH #	POSITION NO.	GRADE	POSITION TITLE	09-10 ADOPTED ANNUAL RATE
21	10	29	20011	R28	CLERK IV (AT 68%)	15,488
21	10	1	31602	R39	PLANNER III – CURRENT (AT 50%)	25,782
<b>TOTAL COUNT</b>			<b>2</b>		<b>TOTAL SALARIES</b>	<b>41,269</b>

- *Although Section 112 does not have any FTE’s, the Personnel Listing is based on the estimated hours that will be charged to this division for hours worked.*

FUND NUMBER  
 DEPARTMENT NUMBER  
 DIVISION NUMBER

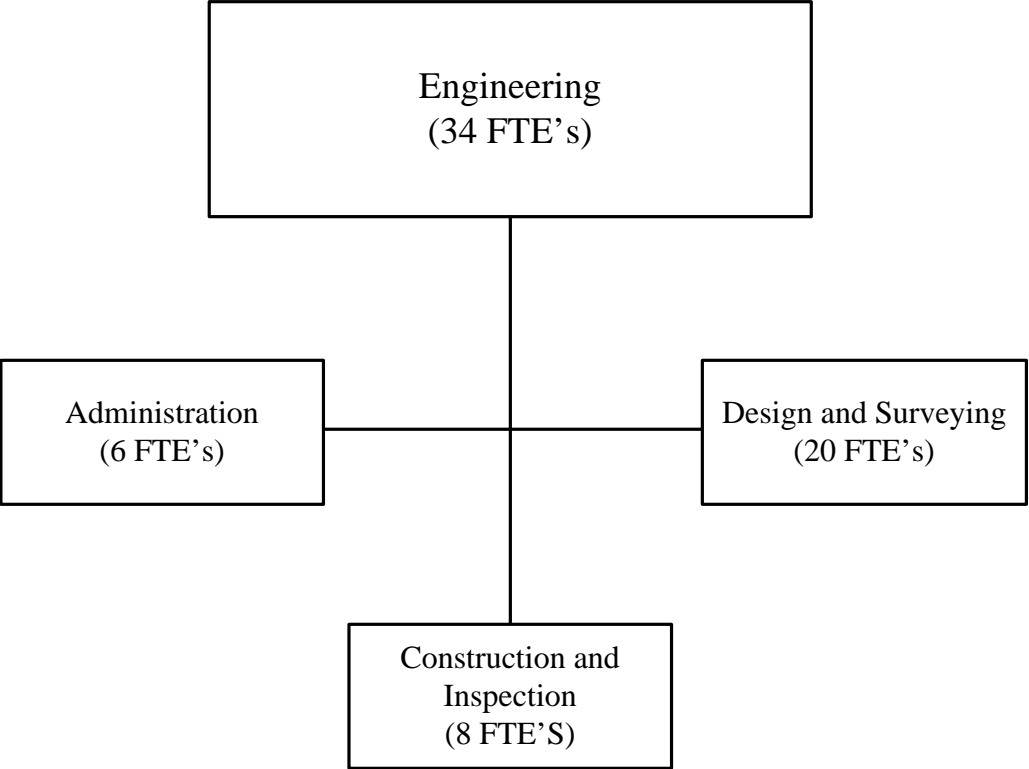
101 GENERAL FUND  
 21 PLANNING AND ZONING  
 12 SECTION 112

PERFORMANCE MEASURES

	ACTUAL 06-07	ACTUAL 07-08	ESTIMATED 08-09	ADOPTED 09-10
<b>Workload Measures</b>				
<i>Inputs</i>				
Number of full-time equivalent employees (FTE) *	1	1	1	1
<i>Outputs</i>				
Number of items prepared for MPO and City Council	13	21	22	20
Number of official meetings organized or conducted	5	7	8	9
Number of projects managed	5	5	5	5
<b>Effectiveness Measures</b>				
% of planned project milestones accomplished on schedule	100	100	100	100
% of federal/state transportation planning funds withheld due to federal/state audits	0	0	0	0

- *Section 112 does not have any FTE's, however the Performance Measures indicate 1 FTE based on the estimated hours that will be charged to this division for hours worked.*





FUND NUMBER	101 GENERAL FUND
DEPARTMENT NUMBER	22 ENGINEERING
DIVISION NUMBER	10 ADMINISTRATION

**MISSION**

To administer and manage the engineering and construction of the City’s capital improvements projects and ensure that all engineering, architectural, and construction inspection of public improvements are in compliance with City standards and in conformance with all local, state and federal requirements.

**OBJECTIVES & PLANNED ACCOMPLISHMENTS**

- The Division’s primary goal is to meet the City’s infrastructure demands brought about by the increase in international trade, commerce, and rapid growth of the City.
- To meet the schedules to complete the City’s capital improvement program in adherence to the specifications of each project and to ensure compliance of public improvements to City standards on private developments.

**EXPENDITURES**

	<b>ACTUAL 06-07</b>	<b>ACTUAL 07-08</b>	<b>AMENDED 08-09</b>	<b>ESTIMATED 08-09</b>	<b>ADOPTED 09-10</b>
Personnel Services	466,290	491,341	503,373	503,373	509,392
Materials & Supplies	8,367	9,325	12,667	6,774	8,003
Contractual Services	33,238	38,346	47,622	47,622	42,484
Other Charges	-	-	4,950	-	-
<b>Total</b>	<b>507,895</b>	<b>539,012</b>	<b>568,612</b>	<b>557,769</b>	<b>559,879</b>

**PERSONNEL POSITION LISTING**

<b>DEPT</b>	<b>DIV</b>	<b>AUTH #</b>	<b>POSITION NO.</b>	<b>GRADE</b>	<b>POSITION TITLE</b>	<b>09-10 ADOPTED ANNUAL RATE</b>
22	10	5	20018	R29	ADMINISTRATIVE SECRETARY	32,510
22	10	2	15032	R42	ASST.CITY ENGINEER (P.E.)	113,318
22	10	1	10240	R45	CITY ENGINEER	155,042
22	10	26	20251	R25	CLERK II	27,726
22	10	156	20251	R25	CLERK II	26,125
22	10	6	20252	R24	CLERK-TYPIST	22,922
<b>TOTAL COUNT</b>			<b>6</b>		<b>TOTAL SALARIES</b>	<b>377,643</b>

FUND NUMBER  
DEPARTMENT NUMBER  
DIVISION NUMBER

101 GENERAL FUND  
22 ENGINEERING  
10 ADMINISTRATION

PERFORMANCE MEASURES

	ACTUAL 06-07	ACTUAL 07-08	ESTIMATED 08-09	ADOPTED 09-10
<b>Workload Measures</b>				
<i>Inputs</i>				
Number of full-time equivalents (FTE)	6	6	6	6
<i>Outputs</i>				
Number of contracts awarded	62	66	77	75
Total contract dollars managed	23,916,621	36,551,570	22,629,868	28,350,000
<b>Efficiency Measures</b>				
Contract dollars managed per FTE	3,986,104	6,091,928	3,771,645	4,725,000
<b>Effectiveness Measures</b>				
% of capital improvement projects completed as scheduled	100%	100%	100%	100%

FUND NUMBER

101 GENERAL FUND

DEPARTMENT NUMBER

22 ENGINEERING

DIVISION NUMBER

20 DESIGN, DRAFTING & SURVEYING

**MISSION**

To prepare plans and specifications for the City’s infrastructure construction projects and to review and monitor civil engineering and architectural consultant plans and specifications for public improvement projects and subdivision development.

**OBJECTIVES & PLANNED ACCOMPLISHMENTS**

- To prepare cost-effective improvements and provide practical engineering solutions for street, drainage and utility related projects.
- To review and monitor plans and specifications for budgeted capital improvements projects, to monitor consulting contracts for design and quality control, and to review for compliance with City’s standards approximately 100 plats, re-plats, and subdivisions.
- To continue reviewing final plat construction plats within a minimal period, reviewing consultant-prepared bid documents to decrease errors and omissions, and to verify payments to consultants, contractors, and other vendors.

**EXPENDITURES**

	<b>ACTUAL 06-07</b>	<b>ACTUAL 07-08</b>	<b>AMENDED 08-09</b>	<b>ESTIMATED 08-09</b>	<b>ADOPTED 09-10</b>
Personnel Services	928,048	952,088	888,591	888,591	904,465
Materials & Supplies	34,055	37,073	58,397	40,473	42,671
Contractual Services	30,951	38,382	47,511	47,511	57,770
Capital Outlay	90,541	-	2,130	2,130	-
<b>Total</b>	1,083,595	1,027,543	996,629	978,705	1,004,906

**PERSONNEL POSITION LISTING**

<b>DEPT</b>	<b>DIV</b>	<b>AUTH #</b>	<b>POSITION NO.</b>	<b>GRADE</b>	<b>POSITION TITLE</b>	<b>09-10 ADOPTED ANNUAL RATE</b>
22	20	1	35026	R42	CIVIL ENGINEER II (P.E.) (50% BOND FUNDED)	48,578
22	20	4	35026	R42	CIVIL ENGINEER II (P.E.) (75% BOND FUNDED)	24,440
22	20	7	40366	R29	DRAFTING TECHNICIAN (40% BOND FUNDED)	26,458
22	20	11	40366	R29	DRAFTING TECHNICIAN (Unfunded)	-
22	20	10	41888	R32	ENGINEERING ASSISTANT (20% BOND FUNDED)	23,795
22	20	5	35027	R38	ENGINEERING ASSOCIATE I (75% BOND FUNDED)	14,680
22	20	8	35027	R38	ENGINEERING ASSOCIATE I	53,373
22	20	23	35027	R38	ENGINEERING ASSOCIATE I	43,430

FUND NUMBER  
DEPARTMENT NUMBER  
DIVISION NUMBER

101 GENERAL FUND  
22 ENGINEERING  
20 DESIGN, DRAFTING & SURVEYING

PERSONNEL POSITION LISTING - CONTINUED

DEPT	DIV	AUTH #	POSITION NO.	GRADE	POSITION TITLE	09-10 ADOPTED ANNUAL RATE
22	20	24	35027	R38	ENGINEERING ASSOCIATE I	43,430
22	20	9	35024	R40	ENGINEERING ASSOCIATE II	91,686
22	20	6	40458	R33	ENGINEERING TECHNICIAN	35,818
22	20	15	80857	R25	INSTRUMENT TECHNICIAN (Unfunded)	-
22	20	16	80857	R25	INSTRUMENT TECHNICIAN	24,648
22	20	17	80857	R25	INSTRUMENT TECHNICIAN	22,942
22	20	18	80236	R24	ROD/CHAIN SURVEY WORKER	20,238
22	20	21	80236	R24	ROD/CHAIN SURVEY WORKER	20,675
22	20	22	80236	R24	ROD/CHAIN SURVEY WORKER	20,072
22	20	12	41891	R29	SURVEY PARTY CHIEF	51,002
22	20	13	41891	R29	SURVEY PARTY CHIEF	50,461
22	20	14	41891	R29	SURVEY PARTY CHIEF	32,573
<b>TOTAL COUNT</b>			<b>20</b>		<b>TOTAL SALARIES</b>	<b>648,298</b>

PERFORMANCE MEASURES

	ACTUAL 06-07	ACTUAL 07-08	ESTIMATED 08-09	ADOPTED 09-10
<b>Workload Measures</b>				
<i>Inputs</i>				
Number of full-time equivalent employees (FTE) - engineer	6	6	6	6
Number of survey crews	3	3	3	3
<i>Outputs</i>				
Number of in-house projects designed	12	10	12	12
Number of surveys completed	196	210	260	220
Number of major improvement project plans and specifications prepared	16	15	12	12
Number of A/E contracts monitored	18	20	20	25
<b>Efficiency Measures</b>				
Number of in-house projects designed per FTE - engineer	2	3	3	3
Number of surveys completed per survey crew	65	63	60	63
<b>Effectiveness Measures</b>				
% of projects designed within budget	100%	100%	100%	100%
% of final plat construction plans reviewed within 5 working days	50%	50%	50%	50%

FUND NUMBER  
DEPARTMENT NUMBER  
DIVISION NUMBER

101 GENERAL FUND  
22 ENGINEERING  
30 CONSTRUCTION INSPECTION

**MISSION**

To inspect public improvements for City projects and subdivision developments to ensure the work complies with City standards and issuance of street cut permits and inspection of construction work.

**OBJECTIVES & PLANNED ACCOMPLISHMENTS**

- To ensure that capital improvement projects, as well as private developments are constructed according to plans and specifications and follow adopted City standards.
- To inspect all on-going Capital Improvements Projects and private developments and paving projects to include overlays, recycling and reconstruction to review all street cuts, issue permits and inspect new construction and repair work.
- To assure that street cuts, private driveways and sidewalks are constructed with all permit requirements and to provide quality control for capital improvements projects.

**EXPENDITURES**

	<b>ACTUAL 06-07</b>	<b>ACTUAL 07-08</b>	<b>AMENDED 08-09</b>	<b>ESTIMATED 08-09</b>	<b>ADOPTED 09-10</b>
Personnel Services	585,894	557,166	418,476	418,476	338,236
Materials & Supplies	34,573	39,783	45,594	27,096	43,226
Contractual Services	33,439	39,138	39,446	39,446	32,679
Other Charges	-	13	-	-	-
<b>Total</b>	<b>653,906</b>	<b>636,100</b>	<b>503,516</b>	<b>485,018</b>	<b>414,141</b>

**PERSONNEL POSITION LISTING**

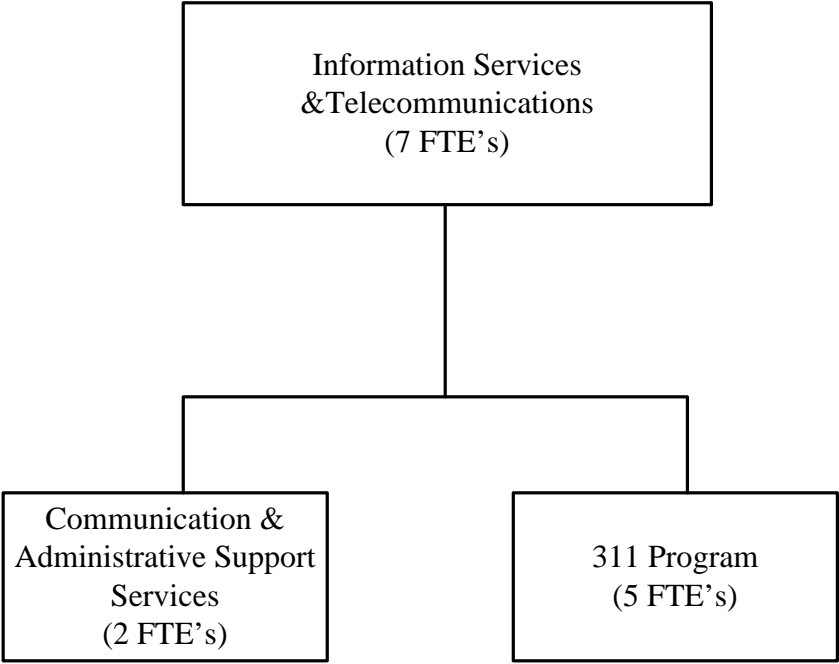
<b>DEPT</b>	<b>DIV</b>	<b>AUTH #</b>	<b>POSITION NO.</b>	<b>GRADE</b>	<b>POSITION TITLE</b>	<b>09-10 ADOPTED ANNUAL RATE</b>
22	30	143	20252	R24	CLERK-TYPIST	21,590
22	30	3	40454	R32	CONSTRUCTION INSPECTOR	35,360
22	30	4	40454	R32	CONSTRUCTION INSPECTOR (50% BOND FUNDED)	23,785
22	30	9	40454	R32	CONSTRUCTION INSPECTOR (50% BOND FUNDED)	18,637
22	30	12	40454	R32	CONSTRUCTION INSPECTOR	36,566
22	30	50	40454	R32	CONSTRUCTION INSPECTOR (50% BOND FUNDED)	19,750
22	30	52	40454	R32	CONSTRUCTION INSPECTOR (50% BOND FUNDED)	19,750
22	30	1	40460	R34	SENIOR CONSTRUCTION INSPECTOR	61,110
<b>TOTAL COUNT</b>			<b>8</b>		<b>TOTAL SALARIES</b>	<b>236,547</b>

FUND NUMBER  
 DEPARTMENT NUMBER  
 DIVISION NUMBER

101 GENERAL FUND  
 22 ENGINEERING  
 30 CONSTRUCTION INSPECTION

PERFORMANCE MEASURES

	ACTUAL 06-07	ACTUAL 07-08	ESTIMATED 08-09	ADOPTED 09-10
<b>Workload Measures</b>				
<i>Inputs</i>				
Number of full-time equivalent employees (FTE) - project inspections	7	7	7	7
<i>Outputs</i>				
Total private development project dollars managed	117,088,539	123,704,501	38,999,974	35,000,000
Number of projects inspected	47	61	44	40
Number of private developments inspected	133	153	52	50
<b>Efficiency Measures</b>				
Number of projects and private developments inspected per FTE - project inspections	36	36	16	15





FUND NUMBER	101 GENERAL FUND
FUND DEPARTMENT NUMBER	55 INFORMATION SERVICES & TELECOMMUNICATIONS
DIVISION NUMBER	05 ADMINISTRATION

**MISSION**

To provide administrative support to City Council, City Manager’s Office, and City Departments through the coordination of such programs as capital improvements, legislative affairs, strategic planning, and other administrative programs and services.

**OBJECTIVES & PLANNED ACCOMPLISHMENTS**

- To manage the processes of legislative affairs at the State and Federal levels in coordination with City departments.
- To administer the City’s 5 year capital improvements program to effectively plan for financing and operations of all capital improvements.

**EXPENDITURES**

	ACTUAL 06-07	ACTUAL 07-08	AMENDED 08-09	ESTIMATED 08-09	ADOPTED 09-10
Personnel Services	185,835	200,290	215,493	130,467	132,323
Materials & Supplies	10,934	8,766	10,319	10,572	8,910
Contractual Services	37,185	157,909	315,430	315,430	227,557
Capital Outlay	13,968	-	8,464	-	-
<b>Total</b>	247,922	366,965	549,706	456,469	368,790

**PERSONNEL POSITION LISTING**

DEPT	DIV	AUTH #	POSITION NO.	GRADE	POSITION TITLE	09-10 ADOPTED ANNUAL RATE
101	5	10	16009	R43	COMM.& ADMIN.SUPPORT SVCS.MGR.	90,521
101	61	166	20014	R32	ADMINISTRATIVE ASSISTANT I (AT 20%)	8,698
101	5	11	15048	R41	LEGISLATIVE LIAISON (Unfunded)	-
<b>TOTAL COUNT</b>			<b>3</b>		<b>TOTAL SALARIES</b>	<b>99,219</b>

FUND NUMBER	101 GENERAL FUND
FUND DEPARTMENT NUMBER	55 INFORMATION SERVICES & TELECOMMUNICATIONS
DIVISION NUMBER	05 ADMINISTRATION

PERFORMANCE MEASURES

	ACTUAL 06-07	ACTUAL 07-08	ESTIMATED 08-09	ADOPTED 09-10
<b>Workload Measures</b>				
<i>Outputs</i>				
Total # of state legislative initiatives on approved agenda	41	N/A	26	N/A
Total # of state legislative initiatives enacted	9	N/A	3	N/A
<b>Effectiveness Measures</b>				
% of state legislative initiatives enacted	5%	N/A	4%	N/A

FUND NUMBER  
 FUND DEPARTMENT NUMBER  
 DIVISION NUMBER

101 GENERAL FUND  
 55 INFORMATION SERVICES &  
 TELECOMMUNICATIONS  
 07 3-1-1 PROGRAM

**MISSION**

To provide quality service, to enhance the relationship between the citizens of Laredo and their local government and to promote the City of Laredo’s commitment to community service by providing direct access to a call center designed to receive, relay, monitor and manage citizen’s request and to insure the delivery of quality customer service.

**OBJECTIVES & PLANNED ACCOMPLISHMENTS**

- To assure that the employees maintain the highest level of competence in the performance of their duties while offering services to a constituent, visitor or employee of the organization.
- To improve the quality and efficiency of the City of Laredo’s community services through excellent customer service.
- The goal of the Customer Service Division is to ensure that our employees provide the best customer service possible and ensure that internal and external customers are satisfied with the services rendered.
- To continue monitoring WebQA constantly and ensure that our citizens and/or customers are receiving the service and acknowledgement they deserve.
- To continue instilling in our new employees, beginning on the first day of employment, the importance of the City of Laredo emphasizes on Customer Service.
- To implement an annual customer service award recognizing the outstanding performance and accomplishments of a department’s respective customer service representative.
- To handle 80% of calls presented to center with only 20% abandoned calls due to customer hanging up.
- To handle all customer service call and initiate service request under 2 minutes.
- Maintain a high level of knowledge with all city operations.
- Work closely with all departments to ensure timely closures to all service requests.

**EXPENDITURES**

	<b>ACTUAL 06-07</b>	<b>ACTUAL 07-08</b>	<b>AMENDED 08-09</b>	<b>ESTIMATED 08-09</b>	<b>ADOPTED 09-10</b>
Personnel Services	-	152,574	155,142	187,150	189,261
Materials & Supplies	7,637	50,637	30,550	23,850	27,405
Contractual Services	-	69,631	92,499	99,199	80,414
Capital Outlay	-	34,464	-	-	-
<b>Total</b>	7,637	307,306	278,191	310,199	297,080

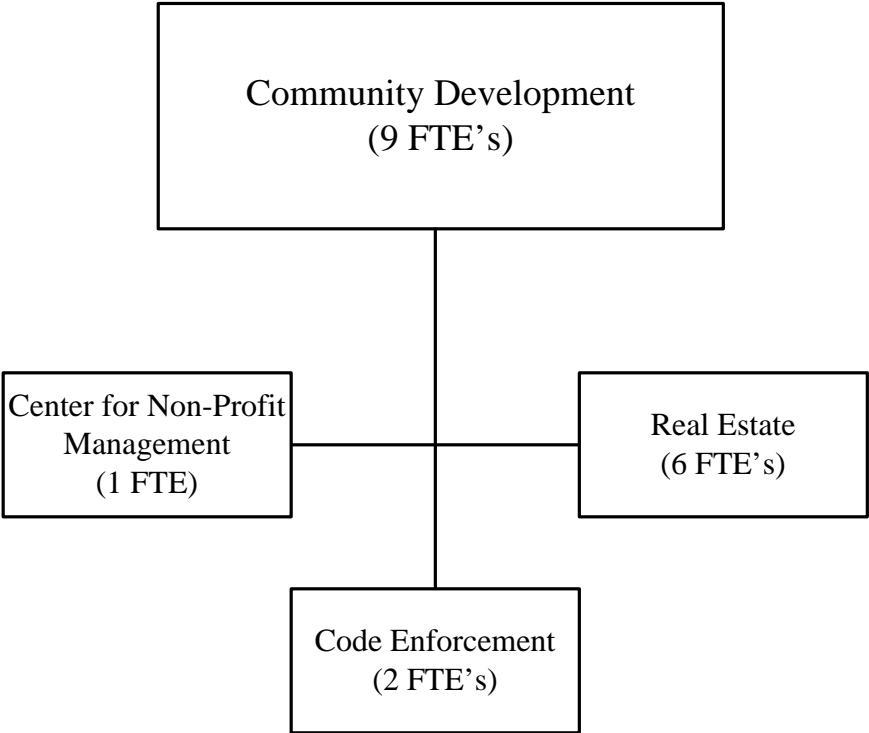
FUND NUMBER	101 GENERAL FUND
FUND DEPARTMENT NUMBER	55 INFORMATION SERVICES & TELECOMMUNICATIONS
DIVISION NUMBER	07 3-1-1 PROGRAM

PERSONNEL POSITION LISTING

DEPT	DIV	AUTH #	POSITION NO.	GRADE	POSITION TITLE	09-10 ADOPTED ANNUAL RATE
55	07	1	40001	R33	CUSTOMER SERVICE COORDINATOR	31,553
55	07	4	40322	R28	CUSTOMER SVC. REPRESENTATIVE	22,776
55	07	10	40322	R28	CUSTOMER SVC. REPRESENTATIVE	24,336
55	07	72	40322	R28	CUSTOMER SVC. REPRESENTATIVE	22,776
55	07	106	40322	R28	CUSTOMER SVC. REPRESENTATIVE	29,037
<b>TOTAL COUNT</b>			<b>5</b>		<b>TOTAL SALARIES</b>	<b>130,478</b>

PERFORMANCE MEASURES

	ACTUAL 06-07	ACTUAL 07-08	ESTIMATED 08-09	ADOPTED 09-10
<b>Workload Measures</b>				
<i>Input</i>				
Total calls presented.	N/A	35,627	61,061	64,114
Total calls handled.	N/A	30,508	54,565	57,703
Total calls abandoned.	N/A	5,108	6,487	6,411
<b>Efficiency Measures</b>				
Average handle time per call.	N/A	.72 seconds	.69 seconds	.67 seconds
% of calls received at 3-1-1 Call Center which are abandoned.	N/A	14%	11%	10%



FUND NUMBER	101 GENERAL FUND
DEPARTMENT NUMBER	80 COMMUNITY DEVELOPMENT
DIVISION NUMBER	40 NON PROFIT MGMT. & VOLUNTEER CTR.

**MISSION**

The mission of the Non Profit Management and Volunteer Center is to provide assistance to local and surrounding non-profit organizations and to provide meaningful opportunities for volunteering to citizens in their efforts to become involved in improve the community.

**OBJECTIVES & PLANNED ACCOMPLISHMENTS**

**Non Profit Management Center**

- To provide management training and continuing education to local and surrounding non-profit organizations.
- To give assistance to local and surrounding non-profit organizations in identifying potential sources of funding by providing referrals via e-mails, regular mail, etc.
- Coordinate the development of a nonprofit organization information handbook in conjunction with TAMIU Volunteer Center
- To increase the recruitment of non-court referred volunteers for city departments and local nonprofit agencies through on-site visits and presentations.
- Participate in and increase the number of collaborative partnerships between city departments and local non-profits, educational agencies and other local government agencies that help address community needs through volunteer efforts.

**EXPENDITURES**

	ACTUAL 06-07	ACTUAL 07-08	AMENDED 08-09	ESTIMATED 08-09	ADOPTED 09-10
Personnel Services	93,550	64,217	75,534	75,534	76,432
Materials & Supplies	12,679	8,942	14,900	14,900	14,900
Contractual Services	14,735	8,035	31,452	31,408	21,043
Other Charges	-	-	2,437	-	-
<b>Total</b>	120,964	81,194	124,323	121,842	112,375

**PERSONNEL POSITION LISTING**

DEPT	DIV	AUTH #	POSITION NO.	GRADE	POSITION TITLE	09-10 ADOPTED ANNUAL RATE
80	40	3	20400	R35	NONPROFIT & VOLUNTEER CTR COORD.	48,276
95	10	19	10258	R43	COMMUNITY DEVELOPMENT DIR. (AT 5%)	4,339
<b>TOTAL COUNT</b>			<b>2</b>		<b>TOTAL SALARIES</b>	<b>52,615</b>

FUND NUMBER  
DEPARTMENT NUMBER  
DIVISION NUMBER

101 GENERAL FUND  
80 COMMUNITY DEVELOPMENT  
40 NON PROFIT MGMT. & VOLUNTEER CTR.

PERFORMANCE MEASURES

	ACTUAL 06-07	ACTUAL 07-08	ESTIMATED 08-09	ADOPTED 09-10
<b>Workload Measures</b>				
<i>Inputs</i>				
Number of full-time equivalent employees (FTE)	3	1	1	1
Program Budget	169,874	101,061	123,828	124,273
<i>Outputs</i>				
Number of non-profit contacts (private consultations, grants reviewed, etc.)	72	50	49	54
Number of seminars/events hosted	8	5	4	3
Number of court ordered volunteers placed	4,000	3,000	2,000	2,000
Number of non-court referred volunteers placed	225	297	240	240
Number of Partnerships	2	4	4	4
<b>Efficiency Measures</b>				
Number of seminars/events hosted per FTE	2.66	5	4	3
Number of court ordered volunteers placed per FTE	1,333	3,000	2,000	2,000
Number of non-court referred volunteers placed per FTE	1,350	297	240	240
Total dollar value of volunteer time	137,342	168,779	171,148	171,148

FUND NUMBER  
 DEPARTMENT NUMBER  
 DIVISION NUMBER

101 GENERAL FUND  
 80 COMMUNITY DEVELOPMENT  
 41 REAL ESTATE

MISSION: To facilitate the acquisition, sale, and/or lease of real property in a timely manner

**OBJECTIVES & PLANNED ACCOMPLISHMENTS:**

- To identify & eliminate street encroachment presently being used for private benefits & not open to the public
- Negotiating acquisition of land parcels in support of City, State & Federally funded projects
- Working jointly with other City departments in planning infrastructure projects which involve acquisition of real estate
- Researching & obtaining property title information
- Preparing resolutions & contracts for appraisal services
- Reviewing & analyzing all appraisal reports
- Coordinating with the Legal department on all matters related to eminent domain proceedings & other real estate matters required
- To manage city-owned properties through their control, rental & disposition
- To coordinate with appropriate federal & state agencies to ensure property implementation of their laws & regulations

**EXPENDITURES**

	ACTUAL 06-07	ACTUAL 07-08	AMENDED 08-09	ESTIMATED 08-09	ADOPTED 09-10
Personnel Services	287,028	170,670	236,672	143,633	192,101
Materials & Supplies	2,898	1,621	4,244	4,244	4,265
Contractual Services	17,238	24,429	32,412	32,417	34,237
Other Charges	-	16	1,930	-	-
<b>Total</b>	307,164	196,736	275,258	180,294	230,603

**PERSONNEL POSITION LISTING**

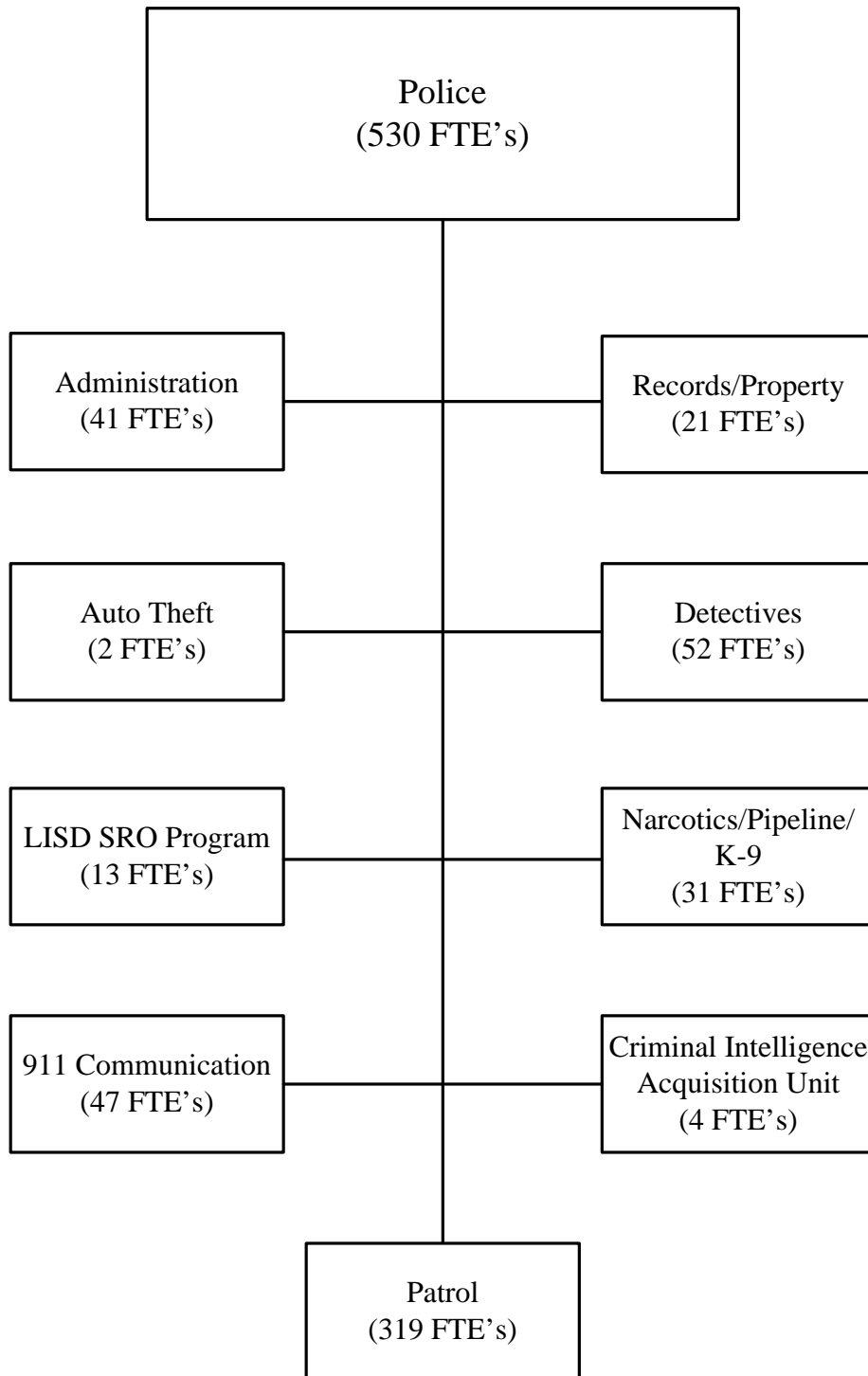
DEPT	DIV	AUTH #	POSITION NO.	GRADE	POSITION TITLE	09-10 ADOPTED ANNUAL RATE
80	41	1	20014	R32	ADMINISTRATIVE ASSISTANT I	30,160
80	41	14	41103	R31	LAND ACQUISITION EXAMINER	26,312
80	41	5	40019	R32	LAND AQUISITION NEGOTIATOR	45,198
80	41	6	40019	R32	LAND AQUISITION NEGOTIATOR	28,995
94	10	1	10040	R41	PROGRAMS ADMINISTRATOR (AT 10%)	7,066
<b>TOTAL COUNT</b>			<b>5</b>		<b>TOTAL SALARIES</b>	<b>137,731</b>



FUND NUMBER	101 GENERAL FUND
DEPARTMENT NUMBER	80 COMMUNITY DEVELOPMENT
DIVISION NUMBER	41 REAL ESTATE

PERFORMANCE MEASURES

	ACTUAL 06-07	ACTUAL 07-08	ESTIMATED 08-09	ADOPTED 09-10
<b>Workload Measures</b>				
<i>Inputs</i>				
Number of full-time equivalent employees (FTE) – acquisition negotiators	2	2	2	2
<i>Outputs</i>				
Number of acquisition projects completed	8	25	25	20
Number of undeveloped parcels acquired	19	61	50	48
Number of residential parcels acquired	6	14	17	17
Number of commercial parcels acquired	2	9	1	1
Number of commercial corner clips acquired	6	1	2	2
Total number of parcels acquired	33	85	70	68
<b>Efficiency Measures</b>				
Number of acquisition projects completed per FTE – land negotiator	4.0	12.5	12.5	10.0
Number of parcels acquired per FTE	16.5	42.5	35.0	34.0
Administrative cost per parcel of land acquired	\$155,196	\$255,222	\$176,516	\$175,000



FUND NUMBER	101 GENERAL FUND
DEPARTMENT NUMBER	23 POLICE
DIVISION NUMBER	10 ADMINISTRATION 20 RECORDS/PROPERTY

**MISSION**

It is the mission of the Laredo Police Department to create and maintain the safest community possible. Our main and ultimate goal is to provide quality service to the citizens of Laredo. The trust bestowed on us by the people is held in the highest regard by every employee. As the City of Laredo grows, so too will the Laredo Police Department in order to meet all public safety needs within our community.

**OBJECTIVES & PLANNED ACCOMPLISHMENTS**

- To provide efficient, effective and timely support to all Police Department Divisions within the City of Laredo.
- Improve on customer service relations with the community we serve.
- To enhance and improve on the integrity and productivity of our Records Management Section (RMS) in order to provide timely, reliable information to all divisions, by developing a continual training and education program for all employees, as well as, purchasing new technology to assist in the accomplishment of these objectives.
- Computerization of all sections within the Police Department thereby increasing efficient and effective overall administrative support operations.
- To establish an imaging and microfiche system thus rendering a more effective means of document storage and optimizing RMS area space.
- To improve on the timely submission of criminal offense reporting documentation to all prosecutorial entities by hiring additional personnel, implementing a more efficient method document distribution/submission, and allowing for better infrastructural growth.
- To provide public safety and effective customer service to all Citizens, Visitors, and other agencies that may access our Emergency Communications Center (ECC).
- To keep Public Safety Responders safe and informed.
- To empower our employees through training and with leadership skills.
- To create and sustain a safe environment in the workplace
- Submission of COPS Grant for the hiring of 40 police officers/cadets.

**EXPENDITURES (2310)**

	<b>ACTUAL 06-07</b>	<b>ACTUAL 07-08</b>	<b>AMENDED 08-09</b>	<b>ESTIMATED 08-09</b>	<b>ADOPTED 09-10</b>
Personnel Services	2,754,738	2,869,721	2,843,445	2,807,213	3,003,369
Materials & Supplies	169,247	117,063	607,430	93,360	129,375
Contractual Services	1,105,777	418,872	1,250,268	1,226,998	904,834
Other Charges	110,449	769	1,200	546	1,200
Capital Outlay	28,948	-	14,200	14,200	-
<b>Total</b>	<b>4,169,159</b>	<b>3,406,425</b>	<b>4,716,543</b>	<b>4,142,317</b>	<b>4,038,778</b>

FUND NUMBER  
DEPARTMENT NUMBER  
DIVISION NUMBER

101 GENERAL FUND  
23 POLICE  
10 ADMINISTRATION  
20 RECORDS/PROPERTY

PERSONNEL POSITION LISTING (2310)

DEPT	DIV	AUTH #	POSITION NO.	GRADE	POSITION TITLE	09-10 ADOPTED ANNUAL RATE
23	10	37	20015	R35	ADMINISTRATIVE ASSISTANT II	41,579
23	10	42	20015	R35	ADMINISTRATIVE ASSISTANT II	37,419
23	10	46	20015	R35	ADMINISTRATIVE ASSISTANT II	48,526
23	10	4	10122	R41	ADMINISTRATIVE PLANNER	74,693
23	10	28	20018	R29	ADMINISTRATIVE SECRETARY	33,280
23	10	53	20018	R29	ADMINISTRATIVE SECRETARY	29,578
23	10	85	20018	R29	ADMINISTRATIVE SECRETARY	38,106
23	10	2	10076	R42	ASSISTANT POLICE CHIEF	125,135
23	10	3	10076	R42	ASSISTANT POLICE CHIEF	125,988
23	10	91	20013	R27	CLERK III	30,264
23	10	92	20013	R27	CLERK III	21,486
23	10	19	20011	R28	CLERK IV	31,054
23	10	9	40266	R28	CRIME PREVENTION SPECIALIST	28,142
23	10	14	80288	R23	CUSTODIAN	22,152
23	10	51	80288	R23	CUSTODIAN	19,323
23	10	52	80288	R23	CUSTODIAN	23,067
23	10	95	80288	R23	CUSTODIAN	23,712
23	10	1	10324	R41	DEPUTY POLICE CHIEF	116,584
23	10	2	10324	R41	DEPUTY POLICE CHIEF	116,584
23	10	5	23002	R35	FINANCE/PERSONNEL SUPERVISOR	47,299
23	10	10	51503	71	PATROL OFFICER/CADET (Unfunded)	-
23	10	31	51503	71	PATROL OFFICER/CADET	67,770
23	10	145	51503	71	PATROL OFFICER/CADET	68,165
23	10	263	51503	71	PATROL OFFICER/CADET	69,391
23	10	367	51503	71	PATROL OFFICER/CADET	65,395
23	10	377	51503	71	PATROL OFFICER/CADET (Unfunded)	-
23	10	6	25004	R32	PERSONNEL ASSISTANT III	32,219
23	10	8	25004	R32	PERSONNEL ASSISTANT III	35,110
23	10	1	11559	R45	POLICE CHIEF	130,252
23	10	2	50857	72	POLICE INVESTIGATOR	74,154
23	10	13	50857	72	POLICE INVESTIGATOR	73,430
23	10	36	50857	72	POLICE INVESTIGATOR	64,896
23	10	124	50857	72	POLICE INVESTIGATOR	71,930
23	10	155	50857	72	POLICE INVESTIGATOR	72,158
23	10	161	31553	74	POLICE LIEUTENANTS	86,094
23	10	7	51559	73	POLICE SERGEANT	75,299
23	10	71	51559	73	POLICE SERGEANT	77,007
23	10	25	21821	R27	SECRETARY	32,573
23	10	37	20015	R35	ADMINISTRATIVE ASSISTANT II	41,579
<b>TOTAL COUNT</b>			<b>38</b>		<b>TOTAL SALARIES</b>	<b>2,129,815</b>

FUND NUMBER	101 GENERAL FUND
DEPARTMENT NUMBER	23 POLICE
DIVISION NUMBER	10 ADMINISTRATION 20 RECORDS/PROPERTY

PERFORMANCE MEASURES (2310)

	ACTUAL 06-07	ACTUAL 07-08	ESTIMATED 08-09	ADOPTED 09-10
<b>Workload Measures</b>				
Number of Employees Managed	506	542	542	582
Number of Employees Processed Though Payroll	13,052	14,092	14,092	15,132
Sq. Ft. of Office/Warehouse Space Maintained	114,000	114,000	142,000	142,000
Cost per Sq. Ft. to Maintain Office/Warehouse Space	\$1.83	\$1.83	\$1.83	\$1.83
Number of Internal Investigations Performed	444	339	350	550

EXPENDITURES (2320)

	ACTUAL 06-07	ACTUAL 07-08	AMENDED 08-09	ESTIMATED 08-09	ADOPTED 09-10
Personnel Services	1,076,225	1,009,663	1,051,781	912,646	1,135,016
Materials & Supplies	16,511	25,419	25,885	18,312	26,084
Contractual Services	200,585	148,984	143,158	139,293	167,196
Other Charges	-	6	-	-	-
<b>Total</b>	1,293,321	1,184,072	1,220,824	1,070,251	1,328,296

PERSONNEL POSITION LISTING (2320)

DEPT	DIV	AUTH #	POSITION NO.	GRADE	POSITION TITLE	09-10 ADOPTED ANNUAL RATE
23	20	28	20013	R27	CLERK III	20,654
23	20	29	20013	R27	CLERK III	25,043
23	20	30	20013	R27	CLERK III	27,914
23	20	31	20013	R27	CLERK III	28,746
23	20	66	20013	R27	CLERK III	28,746
23	20	73	20013	R27	CLERK III	21,486
23	20	89	20013	R27	CLERK III	20,654
23	20	90	20013	R27	CLERK III	21,486
23	20	94	20013	R27	CLERK III	20,654
23	20	95	20013	R27	CLERK III	26,562

FUND NUMBER	101 GENERAL FUND
DEPARTMENT NUMBER	23 POLICE
DIVISION NUMBER	10 ADMINISTRATION 20 RECORDS/PROPERTY

23	20	96	20013	R27	CLERK III	25,813
23	20	110	20013	R27	CLERK III	36,275
23	20	2	41890	R28	EVIDENCE TECHNICIAN	27,643
23	20	11	51503	71	PATROL OFFICER/CADET	67,267
23	20	18	51503	71	PATROL OFFICER/CADET	67,621
23	20	24	51503	71	PATROL OFFICER/CADET	66,976
23	20	88	51503	71	PATROL OFFICER/CADET	67,163
23	20	133	51503	71	PATROL OFFICER/CADET	66,914
23	20	80	51559	73	POLICE SERGEANT	77,298
23	20	1	23005	R29	RECORDS SUPERVISOR	37,419
<b>TOTAL COUNT</b>			<b>20</b>		<b>TOTAL SALARIES</b>	<b>782,335</b>

PERFORMANCE MEASURES (2320)

	ACTUAL 06-07	ACTUAL 07-08	ESTIMATED 08-09	ADOPTED 09-10
<b>Workload Measures</b>				
Arrests Processed	6,287	7,311	8,100	8,100
Polaris Reports Processed	7,023	6,729	6,991	6,991
AS400 Citation	36,596	33,765	26,935	26,935
Data Entry	35,397	40,876	37,000	37,000
Liaison	3,065	4,774	4,686	4,686
Revenues	\$256,170	\$269,450	\$291,338	\$280,000
Customer Service Requests	45,403	21,077	13,133	13,133

FUND NUMBER	101 GENERAL FUND
DEPARTMENT NUMBER	23 POLICE
DIVISION NUMBER	22 AUTOTHEFT
	25 DETECTIVE
	28 SCHOOL RESOURCE OFFICERS
	35 NARCOTICS/PIPELINE/K-9 DIVISION
	41 911 COMMUNICATIONS
	65 CRIMINAL INTELLIGENCE ACQUISITION UNIT
	66 PATROL DIVISION

**MISSION**

To insure customer satisfaction and implement creative and innovative ideas to reduce operational expenses without the interruption of any and all basic police services.

**OBJECTIVES & PLANNED ACCOMPLISHMENTS**

- To ensure and facilitate (1) the preservation of community and personal safety; (2) enhance community services; and (3) increase Departmental efficiencies
- To reduce the incidence of juvenile violence in the community by 5%.
- To continue the implementation of the mobile data computers (MDCs) in all patrol vehicles with E911 dispatching/report-writing capabilities.
- To reduce the incidence of property crime in our community (Including burglaries, thefts, et al.), by 5%.
- To increase Departmental community outreach endeavors via community-based policing initiatives.
- To increase traffic enforcement to ensure vehicle driver and occupant compliance of applicable laws thereby reducing the high number of traffic accidents.
- To become a certified fully accredited (CALEA) law enforcement agency (The accreditation program for public safety agencies is a coveted award that symbolizes professionalism, excellence, and competence.)
- To hire additional sworn personnel in order to increase the number of sworn officers LPD currently has of 2.11 officers per 1,000 population and strives to reach the national average of 2.4 sworn officers per 1,000 populations.
- The conversion of police districts to beats and the addition of 3 beats to maximize the coverage area and mitigate the highest call for service area.
- The repairs to the firing range.
- The purchase of Segways to be used downtown.
- The creation of Problem Oriented Policing Services (POPS) Units West/East to address specific crime and neighborhood problems.
- The conversion of Sectors 1 – 4 to Patrol West/Patrol East districts to increase accountability and provide for a clear line of authority and communication.
- The implementation and enforcement of towing non-insured vehicles.
- To implement a plan to commence a change in the officer’s uniform to a uniform that is more practical for the climate.
- To implement a COMPSTAT program of patrol response (computer analysis to plan for and implement response to reported criminal activity in specific areas).
- Implement an exchange of service weapon from the Sig 45 to the Glock 40 cal.

The core values of the Laredo Police Department are intended to guide and inspire us in all we say and do. Making sure that our values become part of our day-today work life is our mandate, and they help to ensure that our personal and professional behavior can be a model for all to follow.

- Service to Our Communities
- Reverence for the Law
- Commitment to Leadership
- Integrity in All We Say and Do
- Respect for People
- Quality Through Continuous Improvement

FUND NUMBER	101 GENERAL FUND
DEPARTMENT NUMBER	23 POLICE
DIVISION NUMBER	22 AUTOTHEFT
	25 DETECTIVE
	28 SCHOOL RESOURCE OFFICERS
	35 NARCOTICS/PIPELINE/K-9 DIVISION
	41 911 COMMUNICATIONS
	65 CRIMINAL INTELLIGENCE ACQUISITION UNIT
	66 PATROL DIVISION

We are dedicated to enhancing public safety and reducing the fear and the incidence of crime. People in our community are our most important customers. Our motto “To protect and to Serve” is not a slogan – it is our way of life. We will work in partnership with the people in our community and do our best, within the law, to solve community problems that affect public safety. We value the great diversity of people in both our residential and business communities and serve all with equal dedication.

**Reverence for the Law**

We have been given the honor and privilege of enforcing the law. We must always exercise integrity in the use of power and authority that have been given to use by the people. Our personal and professional behavior should be a model for all to follow. We will obey and support the letter and spirit of the law.

**Commitment to Leadership**

We believe the Laredo Police Department should be a leader in law enforcement. We also believe that each individual needs to be a leader in his or her areas of responsibility. Making sure that our values become part of our day-to-day work life is our mandate. We must each work to ensure that our co-workers, our professional colleagues, and our community have the highest respect for the Laredo Police Department.

**Integrity in All We Say and Do**

Integrity is our standard. We are proud of our profession and will conduct ourselves in a manner that merits the respect of all people. We will demonstrate honest, ethical behavior in all our interactions. Our actions will match our words. We must have the courage to stand up for our beliefs and do what is right. Throughout the ranks, the Laredo Police Department holds an honorable legacy of integrity and freedom from corruption. Upholding this proud tradition is a challenge we must all continue to meet.

**Respect for People**

Working with the Laredo Police Department should be challenging and rewarding. Our people are our most important resource. We can best serve the many and varied needs our communities by empowering our employees to fulfill their responsibilities with knowledge, authority, and appropriate discretion. We encourage our people to submit ideas, we listen to their suggestions, and we help them develop to their maximum potential. We believe in treating all people with respect and dignity. We show concern and empathy for the victims of crime and treat violators of the law with fairness and dignity. By demonstrating respect for others, we will earn respect for the Laredo Police Department.

**Quality Through Continuous Improvement**

We will strive to achieve the highest level of quality in all aspects of our work. We can never be satisfied with the “status quo”. We must aim for continuous improvement in service the people in our communities. We value innovation and support creativity. We realize that constant changes is a way of life in a dynamic city like Laredo and we dedicate ourselves to proactively seeking new and better ways to serve.



FUND NUMBER	101 GENERAL FUND
DEPARTMENT NUMBER	23 POLICE
DIVISION NUMBER	22 AUTOTHEFT
	25 DETECTIVE
	28 SCHOOL RESOURCE OFFICERS
	35 NARCOTICS/PIPELINE/K-9 DIVISION
	41 911 COMMUNICATIONS
	65 CRIMINAL INTELLIGENCE ACQUISITION UNIT
	66 PATROL DIVISION

EXPENDITURES (2322)

	ACTUAL 06-07	ACTUAL 07-08	AMENDED 08-09	ESTIMATED 08-09	ADOPTED 09-10
Personnel Services	338,960	363,371	404,149	410,518	231,871
Materials & Supplies	18,069	26,951	19,137	16,332	26,130
Contractual Services	32,415	44,629	3,912	3,912	5,665
<b>Total</b>	389,444	434,951	427,198	430,762	263,666

PERSONNEL POSITION LISTING (2322)

DEPT	DIV	AUTH #	POSITION NO.	GRADE	POSITION TITLE	09-10 ADOPTED ANNUAL RATE
23	22	110	50857	72	POLICE INVESTIGATOR	70,429
23	22	174	50857	72	POLICE INVESTIGATOR	71,367
<b>TOTAL COUNT</b>			<b>2</b>		<b>TOTAL SALARIES</b>	<b>141,796</b>

PERFORMANCE MEASURES (2322)

	ACTUAL 06-07	ACTUAL 07-08	ESTIMATED 08-09	ADOPTED 09-10
<b>Workload Measures</b>				
Number of stolen vehicles	1,478	1,584	1,550	1,440
Number of arrests	82	85	80	83
Number of recovered vehicles	562	578	550	575
Value of vehicles recovered	5,611,220	6,894,000	5,500,000	5,500,000
68A Inspections	154	288	250	260
Dealership inspections	50	20	30	48
Bridge operations conducted	110	77	80	90
Public awareness events	121	59	80	90

FUND NUMBER	101 GENERAL FUND
DEPARTMENT NUMBER	23 POLICE
DIVISION NUMBER	22 AUTOTHEFT
	25 DETECTIVE
	28 SCHOOL RESOURCE OFFICERS
	35 NARCOTICS/PIPELINE/K-9 DIVISION
	41 911 COMMUNICATIONS
	65 CRIMINAL INTELLIGENCE ACQUISITION UNIT
	66 PATROL DIVISION

EXPENDITURES (2325)

	ACTUAL 06-07	ACTUAL 07-08	AMENDED 08-09	ESTIMATED 08-09	ADOPTED 09-10
Personnel Services	4,766,153	5,182,870	5,373,713	5,304,201	5,417,342
Materials & Supplies	100,313	133,755	112,500	80,200	125,101
Contractual Services	401,242	477,143	319,674	301,896	401,987
Other Charges	-	18	-	-	-
<b>Total</b>	<b>5,267,708</b>	<b>5,793,786</b>	<b>5,805,887</b>	<b>5,686,297</b>	<b>5,944,430</b>

PERSONNEL POSITION LISTING (2325)

DEPT	DIV	AUTH #	POSITION NO.	GRADE	POSITION TITLE	09-10 ADOPTED ANNUAL RATE
23	25	33	20013	R27	CLERK III	26,541
23	25	4	31552	75	POLICE CAPTAINS	85,862
23	25	5	50857	72	POLICE INVESTIGATOR	73,281
23	25	9	50857	72	POLICE INVESTIGATOR	71,138
23	25	12	50857	72	POLICE INVESTIGATOR	71,534
23	25	15	50857	72	POLICE INVESTIGATOR	72,511
23	25	19	50857	72	POLICE INVESTIGATOR	71,887
23	25	21	50857	72	POLICE INVESTIGATOR	71,825
23	25	24	50857	72	POLICE INVESTIGATOR	71,367
23	25	26	50857	72	POLICE INVESTIGATOR	71,492
23	25	29	50857	72	POLICE INVESTIGATOR	72,220
23	25	31	50857	72	POLICE INVESTIGATOR	73,825
23	25	34	50857	72	POLICE INVESTIGATOR	72,511
23	25	38	50857	72	POLICE INVESTIGATOR	70,702
23	25	39	50857	72	POLICE INVESTIGATOR	73,281
23	25	42	50857	72	POLICE INVESTIGATOR	72,491
23	25	50	50857	72	POLICE INVESTIGATOR	72,366
23	25	51	50857	72	POLICE INVESTIGATOR	69,638
23	25	52	50857	72	POLICE INVESTIGATOR	71,430

FUND NUMBER	101 GENERAL FUND
DEPARTMENT NUMBER	23 POLICE
DIVISION NUMBER	22 AUTOTHEFT
	25 DETECTIVE
	28 SCHOOL RESOURCE OFFICERS
	35 NARCOTICS/PIPELINE/K-9 DIVISION
	41 911 COMMUNICATIONS
	65 CRIMINAL INTELLIGENCE ACQUISITION UNIT
	66 PATROL DIVISION

23	25	53	50857	72	POLICE INVESTIGATOR	72,511
23	25	54	50857	72	POLICE INVESTIGATOR	69,576
23	25	58	50857	72	POLICE INVESTIGATOR	71,534
23	25	59	50857	72	POLICE INVESTIGATOR	71,658
23	25	108	50857	72	POLICE INVESTIGATOR	71,721
23	25	109	50857	72	POLICE INVESTIGATOR	70,366
23	25	111	50857	72	POLICE INVESTIGATOR	71,367
23	25	112	50857	72	POLICE INVESTIGATOR	72,511
23	25	113	50857	72	POLICE INVESTIGATOR	72,969
23	25	114	50857	72	POLICE INVESTIGATOR	71,596
23	25	123	50857	72	POLICE INVESTIGATOR	73,991
23	25	125	50857	72	POLICE INVESTIGATOR	73,575
23	25	134	50857	72	POLICE INVESTIGATOR	72,390
23	25	136	50857	72	POLICE INVESTIGATOR	70,951
23	25	138	50857	72	POLICE INVESTIGATOR	73,031
23	25	139	50857	72	POLICE INVESTIGATOR	71,534
23	25	140	50857	72	POLICE INVESTIGATOR	69,514
23	25	151	50857	72	POLICE INVESTIGATOR	71,014
23	25	152	50857	72	POLICE INVESTIGATOR	72,324
23	25	153	50857	72	POLICE INVESTIGATOR	69,701
23	25	156	50857	72	POLICE INVESTIGATOR	69,638
23	25	158	50857	72	POLICE INVESTIGATOR	71,430
23	25	169	50857	72	POLICE INVESTIGATOR	73,218
23	25	175	50857	72	POLICE INVESTIGATOR	72,452
23	25	177	50857	72	POLICE INVESTIGATOR	71,596
23	25	179	50857	72	POLICE INVESTIGATOR	73,031
23	25	60	31553	74	POLICE LIEUTENANTS	86,738
23	25	2	51559	73	POLICE SERGEANT	75,361
23	25	6	51559	73	POLICE SERGEANT	75,423
23	25	17	51559	73	POLICE SERGEANT	75,194
23	25	18	51559	73	POLICE SERGEANT	75,194
23	25	48	51559	73	POLICE SERGEANT	76,172
23	25	75	51559	73	POLICE SERGEANT	77,566
<b>TOTAL COUNT</b>			<b>52</b>		<b>TOTAL SALARIES</b>	<b>3,742,750</b>

FUND NUMBER	101 GENERAL FUND
DEPARTMENT NUMBER	23 POLICE
DIVISION NUMBER	22 AUTOTHEFT
	25 DETECTIVE
	28 SCHOOL RESOURCE OFFICERS
	35 NARCOTICS/PIPELINE/K-9 DIVISION
	41 911 COMMUNICATIONS
	65 CRIMINAL INTELLIGENCE ACQUISITION UNIT
	66 PATROL DIVISION

PERFORMANCE MEASURES (2325)

	ACTUAL 06-07	ACTUAL 07-08	ESTIMATED 08-09	ADOPTED 09-10
<b>Workload Measures</b>				
Murder	10	10	9	8
Sexual Assault	94	81	96	85
Aggravated Robbery	175	144	122	165
Aggravated Assault	580	233	200	205
Burglary	1,586	5,776	5,820	5,700
Theft - \$500 and over	3,801	4,198	4,000	3,850
Theft - \$50 to \$499	5,573	3,697	3,600	3,420
Theft - \$50 and under	3,900	4,083	3,900	3,850
Larceny – Theft	2,217	2,738	2,850	2,600
Arson	84	N/A	N/A	N/A
Property Crimes	13,992	N/A	N/A	N/A

EXPENDITURES (2328)

	ACTUAL 06-07	ACTUAL 07-08	AMENDED 08-09	ESTIMATED 08-09	ADOPTED 09-10
Personnel Services	1,014,034	1,134,155	1,163,716	1,174,559	1,049,326
Materials & Supplies	20,765	25,950	2,000	-	-
Contractual Services	52,320	37,625	19,239	17,239	19,183
Other Charges	-	14	-	-	-
<b>Total</b>	1,087,119	1,197,744	1,184,955	1,191,798	1,068,509

FUND NUMBER	101 GENERAL FUND
DEPARTMENT NUMBER	23 POLICE
DIVISION NUMBER	22 AUTO THEFT
	25 DETECTIVE
	28 SCHOOL RESOURCE OFFICERS
	35 NARCOTICS/PIPELINE/K-9 DIVISION
	41 911 COMMUNICATIONS
	65 CRIMINAL INTELLIGENCE ACQUISITION UNIT
	66 PATROL DIVISION

PERSONNEL POSITION LISTING (2328)

DEPT	DIV	AUTH #	POSITION NO.	GRADE	POSITION TITLE	09-10 ADOPTED ANNUAL RATE
23	28	27	51503	71	PATROL OFFICER/CADET	66,685
23	28	55	51503	71	PATROL OFFICER/CADET	67,642
23	28	131	51503	71	PATROL OFFICER/CADET	66,810
23	28	167	51503	71	PATROL OFFICER/CADET	68,141
23	28	181	51503	71	PATROL OFFICER/CADET	66,685
23	28	189	51503	71	PATROL OFFICER/CADET	66,622
23	28	200	51503	71	PATROL OFFICER/CADET	66,747
23	28	349	51503	71	PATROL OFFICER/CADET (Unfunded)	-
23	28	381	51503	71	PATROL OFFICER/CADET	63,648
23	28	401	51503	71	PATROL OFFICER/CADET (Unfunded)	-
23	28	412	51503	71	PATROL OFFICER/CADET	66,456
23	28	465	51503	71	PATROL OFFICER/CADET	66,622
23	28	66	51559	73	POLICE SERGEANT	74,612
<b>TOTAL COUNT</b>			<b>13</b>		<b>TOTAL SALARIES</b>	<b>740,670</b>

PERFORMANCE MEASURES (2328)

	ACTUAL 06-07	ACTUAL 07-08	ESTIMATED 08-09	ADOPTED 09-10
<b>Workload Measures</b>				
Accident Reports	5	N/A	10	N/A
Burglary of Vehicle	6	N/A	N/A	N/A
Criminal Mischievous Arrests	3	N/A	N/A	N/A
Criminal Mischievous Citation	3	N/A	N/A	N/A
Criminal Mischief	10	N/A	N/A	N/A
Disorderly conduct	225	N/A	N/A	N/A
Disruption of Class	192	N/A	N/A	N/A
Disruption Disturbances	10	N/A	N/A	N/A
F.T.A. Class / School	59	N/A	N/A	N/A

FUND NUMBER	101 GENERAL FUND
DEPARTMENT NUMBER	23 POLICE
DIVISION NUMBER	22 AUTOTHEFT
	25 DETECTIVE
	28 SCHOOL RESOURCE OFFICERS
	35 NARCOTICS/PIPELINE/K-9 DIVISION
	41 911 COMMUNICATIONS
	65 CRIMINAL INTELLIGENCE ACQUISITION UNIT
	66 PATROL DIVISION

False Alarm Report	3	N/A	N/A	N/A
False Alarm Report Arrests	1	N/A	N/A	N/A
Harassment	3	N/A	N/A	N/A
Misdemeanor Arrests	173	N/A	N/A	N/A
Other citations	357	N/A	343	N/A
Possession Cocaine	4	N/A	N/A	N/A
Possession Cocaine arrests	4	N/A	N/A	N/A
Possession Inhalants arrests	0	N/A	N/A	N/A
Possession Marijuana	24	N/A	N/A	N/A
Possession Marijuana arrests	30	N/A	N/A	N/A
Recovered runaways	24	N/A	N/A	N/A
Reports filed	462	N/A	N/A	N/A
Terrorist Threats Arrest	5	N/A	N/A	N/A
Terroristic Threats	8	N/A	N/A	N/A
Theft	27	N/A	N/A	N/A
Theft arrests	6	N/A	N/A	N/A
Warrants served	8	N/A	N/A	N/A
Weapons charges	4	N/A	N/A	N/A
Felony Arrest Adult	N/A	N/A	7	N/A
Misdemeanor Arrest Adult	N/A	N/A	24	N/A
Felony Arrest Juvenile	N/A	N/A	30	N/A
Misdemeanor Arrest Juvenile	N/A	N/A	106	N/A
Case Reports	N/A	N/A	153	N/A
Offense Reports	N/A	N/A	60	N/A
Domestic Dispute Report	N/A	N/A	21	N/A
Civil Dispute Report	N/A	N/A	107	N/A
Red Tagged Vehicle	N/A	N/A	3	N/A
Towed Vehicle	N/A	N/A	2	N/A
Parking Tickets	N/A	N/A	142	N/A
Directing Traffic (hours)	N/A	N/A	790	N/A
Suspicious Activities	N/A	N/A	367	N/A
Recovered Property	N/A	N/A	3	N/A

FUND NUMBER	101 GENERAL FUND
DEPARTMENT NUMBER	23 POLICE
DIVISION NUMBER	22 AUTOTHEFT
	25 DETECTIVE
	28 SCHOOL RESOURCE OFFICERS
	35 NARCOTICS/PIPELINE/K-9 DIVISION
	41 911 COMMUNICATIONS
	65 CRIMINAL INTELLIGENCE ACQUISITION UNIT
	66 PATROL DIVISION

Curfew Violations	N/A	N/A	95	N/A
Alarm Calls	N/A	N/A	2	N/A
C.S.I. Calls	N/A	N/A	2	N/A
Follow-ups	N/A	N/A	15	N/A
Cross-overs	N/A	N/A	15	N/A
Self Initiated calls	N/A	N/A	476	N/A
Other	N/A	N/A	38	N/A

EXPENDITURES (2335)

	ACTUAL 06-07	ACTUAL 07-08	AMENDED 08-09	ESTIMATED 08-09	ADOPTED 09-10
Personnel Services	2,513,429	2,712,909	2,783,368	2,917,469	2,749,031
Materials & Supplies	68,165	90,934	133,741	92,915	170,816
Contractual Services	113,263	127,970	69,362	69,862	226,022
Other Charges	-	15	-	-	-
<b>Total</b>	<b>2,694,857</b>	<b>2,931,828</b>	<b>2,986,471</b>	<b>3,080,246</b>	<b>3,145,869</b>

PERSONNEL POSITION LISTING (2335)

DEPT	DIV	AUTH #	POSITION NO.	GRADE	POSITION TITLE	09-10 ADOPTED ANNUAL RATE
23	35	15	51503	71	PATROL OFFICER/CADET	70,081
23	35	35	51503	71	PATROL OFFICER/CADET	67,787
23	35	42	51503	71	PATROL OFFICER/CADET	68,705
23	35	76	51503	71	PATROL OFFICER/CADET	67,912
23	35	147	51503	71	PATROL OFFICER/CADET	68,141
23	35	158	51503	71	PATROL OFFICER/CADET	66,747
23	35	165	51503	71	PATROL OFFICER/CADET (Unfunded)	-
23	35	182	51503	71	PATROL OFFICER/CADET (Unfunded)	-
23	35	437	51503	71	PATROL OFFICER/CADET	65,437

FUND NUMBER	101 GENERAL FUND
DEPARTMENT NUMBER	23 POLICE
DIVISION NUMBER	22 AUTOTHEFT
	25 DETECTIVE
	28 SCHOOL RESOURCE OFFICERS
	35 NARCOTICS/PIPELINE/K-9 DIVISION
	41 911 COMMUNICATIONS
	65 CRIMINAL INTELLIGENCE ACQUISITION UNIT
	66 PATROL DIVISION

23	35	451	51503	71	PATROL OFFICER/CADET	67,309
23	35	452	51503	71	PATROL OFFICER/CADET (Unfunded)	-
23	35	471	51503	71	PATROL OFFICER/CADET	64,438
23	35	479	51503	71	PATROL OFFICER/CADET	59,823
23	35	491	51503	71	PATROL OFFICER/CADET	63,190
23	35	495	51503	71	PATROL OFFICER/CADET	63,546
23	35	523	51503	71	PATROL OFFICER/CADET	66,812
23	35	525	51503	71	PATROL OFFICER/CADET	69,100
23	35	526	51503	71	PATROL OFFICER/CADET (Unfunded)	-
23	35	20	50857	72	POLICE INVESTIGATOR	73,094
23	35	32	50857	72	POLICE INVESTIGATOR	70,346
23	35	37	50857	72	POLICE INVESTIGATOR	72,200
23	35	40	50857	72	POLICE INVESTIGATOR	71,471
23	35	61	50857	72	POLICE INVESTIGATOR	70,827
23	35	81	50857	72	POLICE INVESTIGATOR	71,658
23	35	176	50857	72	POLICE INVESTIGATOR	67,683
23	35	1	51559	73	POLICE SERGEANT	73,632
23	35	4	51559	73	POLICE SERGEANT	76,190
23	35	14	51559	73	POLICE SERGEANT	74,550
23	35	16	51559	73	POLICE SERGEANT	75,860
23	35	44	51559	73	POLICE SERGEANT	74,945
23	35	709	51559	73	POLICE SERGEANT	74,654
<b>TOTAL COUNT</b>			<b>31</b>		<b>TOTAL SALARIES</b>	<b>1,876,138</b>

PERFORMANCE MEASURES (2335)

	ACTUAL 06-07	ACTUAL 07-08	ESTIMATED 08-09	ADOPTED 09-10
<b>Workload Measures</b>				
Number of pounds of marijuana seized	9,051.5 lbs	10,532 lbs	14,000 lbs	11,000 lbs
Number of pounds of cocaine seized	650.2 gr.	245 lbs	10 lbs	20 lbs
Amount of steroids seized	1,783 doz.	N/A	N/A	N/A
Amount of currency seized	\$346,623	\$4,199,706	\$3,250,000	\$2,000,000



FUND NUMBER	101 GENERAL FUND
DEPARTMENT NUMBER	23 POLICE
DIVISION NUMBER	22 AUTOTHEFT 25 DETECTIVE 28 SCHOOL RESOURCE OFFICERS 35 NARCOTICS/PIPELINE/K-9 DIVISION 41 911 COMMUNICATIONS 65 CRIMINAL INTELLIGENCE ACQUISITION UNIT 66 PATROL DIVISION

Amount of heroin seized	59.1 gr.	49 gr.	60 gr.	100 gr.
Value of marijuana seized	\$1,538,755	\$4,212,000	\$5,600,000	\$4,400,000
Value of cocaine seized	\$16,255	\$1,960,000	\$80,000	\$160,000
Value of steroids seized	N/A	N/A	N/A	N/A
Value of heroin seized	\$4,728	\$3,920	\$4,800	\$8,000
Number of arrests	78	114	120	125

EXPENDITURES(2341)

	ACTUAL 06-07	ACTUAL 07-08	AMENDED 08-09	ESTIMATED 08-09	ADOPTED 09-10
Personnel Services	1,864,533	2,180,264	2,412,616	2,349,994	2,504,060
Materials & Supplies	40,450	46,190	29,299	21,617	16,535
Contractual Services	21,271	34,236	35,765	21,481	39,305
Other Charges	9,694	6	-	-	-
Capital Outlay	18,466	-	120,432	120,432	-
<b>Total</b>	1,954,414	2,260,696	2,598,112	2,513,524	2,559,900

PERSONNEL POSITION LISTING (2341)

DEPT	DIV	AUTH #	POSITION NO.	GRADE	POSITION TITLE	09-10 ADOPTED ANNUAL RATE
23	41	1	35023	R35	ASSISTANT COMMUNICATION MGR.	49,982
23	41	1	35025	R34	COMMUNICATION TRAINING ADMIN.	34,466
23	41	1	11201	R37	COMMUNICATIONS MANAGER	57,242
23	41	2	23003	R33	COMMUNICATIONS TECH SUPERVISOR	43,659
23	41	3	23003	R33	COMMUNICATIONS TECH SUPERVISOR	40,373
23	41	4	23003	R33	COMMUNICATIONS TECH SUPERVISOR	32,219
23	41	5	23003	R33	COMMUNICATIONS TECH SUPERVISOR	43,555
23	41	1	40260	R31	COMMUNICATIONS TECH. (911)	28,995
23	41	2	40260	R31	COMMUNICATIONS TECH. (911)	41,496
23	41	3	40260	R32	COMMUNICATIONS TECH. (911)	28,142
23	41	7	40260	R29	COMMUNICATIONS TECH. (911)	28,142

FUND NUMBER	101 GENERAL FUND
DEPARTMENT NUMBER	23 POLICE
DIVISION NUMBER	22 AUTOTHEFT
	25 DETECTIVE
	28 SCHOOL RESOURCE OFFICERS
	35 NARCOTICS/PIPELINE/K-9 DIVISION
	41 911 COMMUNICATIONS
	65 CRIMINAL INTELLIGENCE ACQUISITION UNIT
	66 PATROL DIVISION

23	41	8	40260	R31	COMMUNICATIONS TECH. (911)	28,995
23	41	9	40260	R31	COMMUNICATIONS TECH. (911)	35,214
23	41	10	40260	R31	COMMUNICATIONS TECH. (911)	41,933
23	41	11	40260	R31	COMMUNICATIONS TECH. (911)	28,995
23	41	13	40260	R31	COMMUNICATIONS TECH. (911)	28,142
23	41	14	40260	R32	COMMUNICATIONS TECH. (911)	35,922
23	41	15	40260	R31	COMMUNICATIONS TECH. (911)	28,142
23	41	16	40260	R31	COMMUNICATIONS TECH. (911)	28,142
23	41	17	40260	R31	COMMUNICATIONS TECH. (911)	28,995
23	41	18	40260	R31	COMMUNICATIONS TECH. (911)	28,142
23	41	20	40260	R31	COMMUNICATIONS TECH. (911)	28,995
23	41	21	40260	R32	COMMUNICATIONS TECH. (911)	35,547
23	41	22	40260	R31	COMMUNICATIONS TECH. (911)	28,142
23	41	23	40260	R31	COMMUNICATIONS TECH. (911)	35,880
23	41	24	40260	R31	COMMUNICATIONS TECH. (911)	29,058
23	41	25	40260	R32	COMMUNICATIONS TECH. (911)	36,566
23	41	26	40260	R31	COMMUNICATIONS TECH. (911)	28,142
23	41	27	40260	R31	COMMUNICATIONS TECH. (911)	29,058
23	41	28	40260	R31	COMMUNICATIONS TECH. (911)	28,142
23	41	33	40260	R31	COMMUNICATIONS TECH. (911)	28,142
23	41	34	40260	R31	COMMUNICATIONS TECH. (911)	34,819
23	41	35	40260	R31	COMMUNICATIONS TECH. (911)	28,142
23	41	36	40260	R31	COMMUNICATIONS TECH. (911)	31,928
23	41	38	40260	R31	COMMUNICATIONS TECH. (911)	33,550
23	41	44	51503	71	PATROL OFFICER/CADET	34,798
23	41	260	51503	71	PATROL OFFICER/CADET	66,685
23	41	521	51503	71	PATROL OFFICER/CADET	66,872
23	41	50	51559	73	POLICE SERGEANT	64,771
23	41	19	31821	R37	SENIOR PROGRAMMER/ANALYST	74,716
23	41	4	40077	R32	TELECOMMUNICATOR	52,062
23	41	12	40077	R32	TELECOMMUNICATOR	39,520
23	41	31	40077	R32	TELECOMMUNICATOR	36,982
23	41	32	40077	R32	TELECOMMUNICATOR	35,526
23	41	5	45005	R29	911 OPERATOR	24,586
23	41	6	45005	R29	911 OPERATOR	25,563
23	41	37	45005	R29	911 OPERATOR	25,563
<b>TOTAL COUNT</b>			<b>47</b>		<b>TOTAL SALARIES</b>	<b>1,724,655</b>

FUND NUMBER	101 GENERAL FUND
DEPARTMENT NUMBER	23 POLICE
DIVISION NUMBER	22 AUTOTHEFT
	25 DETECTIVE
	28 SCHOOL RESOURCE OFFICERS
	35 NARCOTICS/PIPELINE/K-9 DIVISION
	41 911 COMMUNICATIONS
	65 CRIMINAL INTELLIGENCE ACQUISITION UNIT
	66 PATROL DIVISION

PERFORMANCE MEASURES (2341)

	ACTUAL 06-07	ACTUAL 07-08	ESTIMATED 08-09	ADOPTED 09-10
<b>Workload Measures</b>				
Number of emergency calls	159,379	155,379	160,213	165,000
Number of non-emergency calls	291,714	276,857	322,195	290,000
Number of calls dispatched	32,000	171,037	190,000	190,000

EXPENDITURES (2365)

	ACTUAL 06-07	ACTUAL 07-08	AMENDED 08-09	ESTIMATED 08-09	ADOPTED 09-10
Personnel Services	660,292	628,399	628,292	291,230	307,827
Materials & Supplies	10,686	14,684	18,324	9,529	15,706
Contractual Services	18,058	18,075	17,642	13,862	26,851
Other Charges	-	2	-	-	-
<b>Total</b>	689,036	661,160	664,258	314,621	350,384

PERSONNEL POSITION LISTING (2365)

DEPT	DIV	AUTH #	POSITION NO.	GRADE	POSITION TITLE	09-10 ADOPTED ANNUAL RATE
23	65	66	51503	71	PATROL OFFICER/CADET	68,705
23	65	68	51503	71	PATROL OFFICER/CADET	68,767
23	65	1	50857	72	POLICE INVESTIGATOR	69,659
<b>TOTAL COUNT</b>			<b>4</b>		<b>TOTAL SALARIES</b>	<b>207,131</b>

FUND NUMBER	101 GENERAL FUND
DEPARTMENT NUMBER	23 POLICE
DIVISION NUMBER	22 AUTOTHEFT
	25 DETECTIVE
	28 SCHOOL RESOURCE OFFICERS
	35 NARCOTICS/PIPELINE/K-9 DIVISION
	41 911 COMMUNICATIONS
	65 CRIMINAL INTELLIGENCE ACQUISITION UNIT
	66 PATROL DIVISION

PERFORMANCE MEASURES (2365)

	ACTUAL 06-07	ACTUAL 07-08	ESTIMATED 08-09	ADOPTED 09-10
<b>Workload Measures</b>				
Number of reports generated	N/A	500	650	800
Number of individuals provided with customer service	N/A	3,219	2,225	3,000
Number of assignments requiring research (short/long term)	N/A	300	450	600
Number of Emergency calls with bomb squad	N/A	268	110	150
Number of reports generated thru Lexis Nexus	N/A	N/A	250	350
Number of customer service provided using DPS License Imaging and Retrieval System	N/A	N/A	600	1,000
Number of assists in E-Trace reports	N/A	N/A	475	650

EXPENDITURES (2366)

	ACTUAL 06-07	ACTUAL 07-08	AMENDED 08-09	ESTIMATED 08-09	ADOPTED 09-10
Personnel Services	20,038,887	24,279,640	27,207,294	25,735,162	27,699,836
Materials & Supplies	994,875	1,441,621	1,547,472	1,246,096	1,554,103
Contractual Services	1,079,429	2,371,390	1,937,346	2,030,696	2,029,615
Other Charges	-	70	-	-	-
<b>Total</b>	22,113,191	28,092,721	30,692,112	29,011,954	31,283,554

FUND NUMBER	101 GENERAL FUND
DEPARTMENT NUMBER	23 POLICE
DIVISION NUMBER	22 AUTOTHEFT
	25 DETECTIVE
	28 SCHOOL RESOURCE OFFICERS
	35 NARCOTICS/PIPELINE/K-9 DIVISION
	41 911 COMMUNICATIONS
	65 CRIMINAL INTELLIGENCE ACQUISITION UNIT
	66 PATROL DIVISION

PERSONNEL POSITION LISTING (2366)

DEPT	DIV	AUTH #	POSITION NO.	GRADE	POSITION TITLE	09-10 ADOPTED ANNUAL RATE
23	66	1	40538	R29	FINGERPRINT TECHNICIAN	40,456
23	66	13	51503	71	PATROL OFFICER/CADET	67,354
23	66	14	51503	71	PATROL OFFICER/CADET	66,394
23	66	17	51503	71	PATROL OFFICER/CADET	67,205
23	66	18	51503	71	PATROL OFFICER/CADET	62,234
23	66	25	51503	71	PATROL OFFICER/CADET	67,163
23	66	26	51503	71	PATROL OFFICER/CADET	66,518
23	66	28	51503	71	PATROL OFFICER/CADET	67,205
23	66	29	51503	71	PATROL OFFICER/CADET	67,392
23	66	30	51503	71	PATROL OFFICER/CADET	66,622
23	66	32	51503	71	PATROL OFFICER/CADET	66,622
23	66	33	51503	71	PATROL OFFICER/CADET	66,747
23	66	34	51503	71	PATROL OFFICER/CADET	67,101
23	66	37	51503	71	PATROL OFFICER/CADET	50,669
23	66	39	51503	71	PATROL OFFICER/CADET	67,621
23	66	40	51503	71	PATROL OFFICER/CADET	69,118
23	66	50	51503	71	PATROL OFFICER/CADET	66,685
23	66	57	51503	71	PATROL OFFICER/CADET	67,392
23	66	63	51503	71	PATROL OFFICER/CADET	67,205
23	66	64	51503	71	PATROL OFFICER/CADET	66,581
23	66	65	51503	71	PATROL OFFICER/CADET	67,267
23	66	70	51503	71	PATROL OFFICER/CADET	67,163
23	66	77	51503	71	PATROL OFFICER/CADET	67,038
23	66	78	51503	71	PATROL OFFICER/CADET	67,205
23	66	83	51503	71	PATROL OFFICER/CADET	66,622
23	66	86	51503	71	PATROL OFFICER/CADET	67,683
23	66	89	51503	71	PATROL OFFICER/CADET	61,984
23	66	91	51503	71	PATROL OFFICER/CADET	66,810
23	66	93	51503	71	PATROL OFFICER/CADET	67,454
23	66	94	51503	71	PATROL OFFICER/CADET	68,016
23	66	96	51503	71	PATROL OFFICER/CADET	57,491

FUND NUMBER	101 GENERAL FUND
DEPARTMENT NUMBER	23 POLICE
DIVISION NUMBER	22 AUTOTHEFT
	25 DETECTIVE
	28 SCHOOL RESOURCE OFFICERS
	35 NARCOTICS/PIPELINE/K-9 DIVISION
	41 911 COMMUNICATIONS
	65 CRIMINAL INTELLIGENCE ACQUISITION UNIT
	66 PATROL DIVISION

23	66	116	51503	71	PATROL OFFICER/CADET	66,518
23	66	117	51503	71	PATROL OFFICER/CADET	67,205
23	66	126	51503	71	PATROL OFFICER/CADET	66,810
23	66	127	51503	71	PATROL OFFICER/CADET	70,390
3	66	128	51503	71	PATROL OFFICER/CADET	68,890
23	66	129	51503	71	PATROL OFFICER/CADET	66,914
23	66	137	51503	71	PATROL OFFICER/CADET	45,677
23	66	161	51503	71	PATROL OFFICER/CADET	47,944
23	66	163	51503	71	PATROL OFFICER/CADET	67,766
23	66	169	51503	71	PATROL OFFICER/CADET	66,810
23	66	170	51503	71	PATROL OFFICER/CADET	67,454
23	66	172	51503	71	PATROL OFFICER/CADET	67,163
23	66	173	51503	71	PATROL OFFICER/CADET	68,290
23	66	183	51503	71	PATROL OFFICER/CADET	66,518
23	66	185	51503	71	PATROL OFFICER/CADET	66,518
23	66	188	51503	71	PATROL OFFICER/CADET	66,622
23	66	190	51503	71	PATROL OFFICER/CADET	66,726
23	66	191	51503	71	PATROL OFFICER/CADET	67,642
23	66	193	51503	71	PATROL OFFICER/CADET	66,518
23	66	194	51503	71	PATROL OFFICER/CADET	45,677
23	66	196	51503	71	PATROL OFFICER/CADET	67,642
23	66	199	51503	71	PATROL OFFICER/CADET	45,677
23	66	201	51503	71	PATROL OFFICER/CADET	67,142
23	66	202	51503	71	PATROL OFFICER/CADET	66,976
23	66	204	51503	71	PATROL OFFICER/CADET	50,669
23	66	206	51503	71	PATROL OFFICER/CADET	67,267
23	66	213	51503	71	PATROL OFFICER/CADET	68,245
23	66	234	51503	71	PATROL OFFICER/CADET	67,538
23	66	235	51503	71	PATROL OFFICER/CADET	62,944
23	66	239	51503	71	PATROL OFFICER/CADET	66,518
23	66	240	51503	71	PATROL OFFICER/CADET	67,891
23	66	242	51503	71	PATROL OFFICER/CADET	45,677
23	66	243	51503	71	PATROL OFFICER/CADET	66,872
23	66	245	51503	71	PATROL OFFICER/CADET	66,518
23	66	256	51503	71	PATROL OFFICER/CADET	66,518
23	66	259	51503	71	PATROL OFFICER/CADET	66,518

FUND NUMBER	101 GENERAL FUND
DEPARTMENT NUMBER	23 POLICE
DIVISION NUMBER	22 AUTOTHEFT
	25 DETECTIVE
	28 SCHOOL RESOURCE OFFICERS
	35 NARCOTICS/PIPELINE/K-9 DIVISION
	41 911 COMMUNICATIONS
	65 CRIMINAL INTELLIGENCE ACQUISITION UNIT
	66 PATROL DIVISION

23	66	261	51503	71	PATROL OFFICER/CADET	67,538
23	66	262	51503	71	PATROL OFFICER/CADET	52,582
23	66	264	51503	71	PATROL OFFICER/CADET	68,890
23	66	286	51503	71	PATROL OFFICER/CADET	66,186
23	66	287	51503	71	PATROL OFFICER/CADET	66,456
23	66	288	51503	71	PATROL OFFICER/CADET	45,677
23	66	289	51503	71	PATROL OFFICER/CADET	67,416
23	66	290	51503	71	PATROL OFFICER/CADET	66,810
23	66	292	51503	71	PATROL OFFICER/CADET	66,394
23	66	293	51503	71	PATROL OFFICER/CADET	56,971
23	66	295	51503	71	PATROL OFFICER/CADET	50,669
23	66	342	51503	71	PATROL OFFICER/CADET	50,669
23	66	345	51503	71	PATROL OFFICER/CADET	50,669
23	66	346	51503	71	PATROL OFFICER/CADET	45,677
23	66	347	51503	71	PATROL OFFICER/CADET	66,394
23	66	348	51503	71	PATROL OFFICER/CADET	45,677
23	66	350	51503	71	PATROL OFFICER/CADET	70,265
23	66	351	51503	71	PATROL OFFICER/CADET	66,498
23	66	352	51503	71	PATROL OFFICER/CADET	58,885
23	66	364	51503	71	PATROL OFFICER/CADET	63,877
23	66	365	51503	71	PATROL OFFICER/CADET	64,608
23	66	366	51503	71	PATROL OFFICER/CADET	64,608
23	66	368	51503	71	PATROL OFFICER/CADET	56,971
23	66	370	51503	71	PATROL OFFICER/CADET	45,677
23	66	372	51503	71	PATROL OFFICER/CADET	64,438
23	66	374	51503	71	PATROL OFFICER/CADET	64,563
23	66	375	51503	71	PATROL OFFICER/CADET	63,648
23	66	376	51503	71	PATROL OFFICER/CADET (Unfunded)	-
23	66	378	51503	71	PATROL OFFICER/CADET (Unfunded)	-
23	66	379	51503	71	PATROL OFFICER/CADET	65,666
23	66	380	51503	71	PATROL OFFICER/CADET	63,315
23	66	382	51503	71	PATROL OFFICER/CADET	63,648
23	66	383	51503	71	PATROL OFFICER/CADET	63,752
23	66	384	51503	71	PATROL OFFICER/CADET	51,584

FUND NUMBER	101 GENERAL FUND
DEPARTMENT NUMBER	23 POLICE
DIVISION NUMBER	22 AUTOTHEFT
	25 DETECTIVE
	28 SCHOOL RESOURCE OFFICERS
	35 NARCOTICS/PIPELINE/K-9 DIVISION
	41 911 COMMUNICATIONS
	65 CRIMINAL INTELLIGENCE ACQUISITION UNIT
	66 PATROL DIVISION

23	66	385	51503	71	PATROL OFFICER/CADET	64,667
23	66	387	51503	71	PATROL OFFICER/CADET	64,608
23	66	389	51503	71	PATROL OFFICER/CADET	-
23	66	390	51503	71	PATROL OFFICER/CADET	65,666
23	66	391	51503	71	PATROL OFFICER/CADET	63,648
23	66	392	51503	71	PATROL OFFICER/CADET	63,648
23	66	393	51503	71	PATROL OFFICER/CADET (Unfunded)	-
23	66	398	51503	71	PATROL OFFICER/CADET	67,766
23	66	399	51503	71	PATROL OFFICER/CADET	66,518
23	66	400	51503	71	PATROL OFFICER/CADET	66,456
23	66	402	51503	71	PATROL OFFICER/CADET	66,186
23	66	413	51503	71	PATROL OFFICER/CADET	66,456
23	66	414	51503	71	PATROL OFFICER/CADET	45,677
23	66	416	51503	71	PATROL OFFICER/CADET	68,702
23	66	419	51503	71	PATROL OFFICER/CADET (Unfunded)	-
23	66	420	51503	71	PATROL OFFICER/CADET	63,586
23	66	422	51503	71	PATROL OFFICER/CADET	63,315
23	66	424	51503	71	PATROL OFFICER/CADET	63,315
23	66	425	51503	71	PATROL OFFICER/CADET	63,315
23	66	426	51503	71	PATROL OFFICER/CADET	63,586
23	66	427	51503	71	PATROL OFFICER/CADET	68,351
23	66	429	51503	71	PATROL OFFICER/CADET	67,894
23	66	435	51503	71	PATROL OFFICER/CADET	63,253
23	66	436	51503	71	PATROL OFFICER/CADET	64,438
23	66	438	51503	71	PATROL OFFICER/CADET	63,253
23	66	439	51503	71	PATROL OFFICER/CADET	65,541
23	66	440	51503	71	PATROL OFFICER/CADET	63,253
23	66	441	51503	71	PATROL OFFICER/CADET	63,253
23	66	442	51503	71	PATROL OFFICER/CADET	66,397
23	66	443	51503	71	PATROL OFFICER/CADET	63,523
23	66	444	51503	71	PATROL OFFICER/CADET	66,747
23	66	446	51503	71	PATROL OFFICER/CADET	64,483
23	66	447	51503	71	PATROL OFFICER/CADET	63,523
23	66	448	51503	71	PATROL OFFICER/CADET	66,394



FUND NUMBER	101 GENERAL FUND
DEPARTMENT NUMBER	23 POLICE
DIVISION NUMBER	22 AUTOTHEFT
	25 DETECTIVE
	28 SCHOOL RESOURCE OFFICERS
	35 NARCOTICS/PIPELINE/K-9 DIVISION
	41 911 COMMUNICATIONS
	65 CRIMINAL INTELLIGENCE ACQUISITION UNIT
	66 PATROL DIVISION

23	66	449	51503	71	PATROL OFFICER/CADET	66,851
23	66	450	51503	71	PATROL OFFICER/CADET	66,394
23	66	454	51503	71	PATROL OFFICER/CADET	50,669
23	66	456	51503	71	PATROL OFFICER/CADET	66,394
23	66	457	51503	71	PATROL OFFICER/CADET	66,394
23	66	458	51503	71	PATROL OFFICER/CADET	66,394
23	66	460	51503	71	PATROL OFFICER/CADET	66,394
23	66	461	51503	71	PATROL OFFICER/CADET	45,677
23	66	462	51503	71	PATROL OFFICER/CADET	66,394
23	66	463	51503	71	PATROL OFFICER/CADET	50,669
23	66	466	51503	71	PATROL OFFICER/CADET	66,394
23	66	472	51503	71	PATROL OFFICER/CADET (Unfunded)	-
23	66	473	51503	71	PATROL OFFICER/CADET (Unfunded)	-
23	66	474	51503	71	PATROL OFFICER/CADET	45,677
23	66	475	51503	71	PATROL OFFICER/CADET	65,374
23	66	476	51503	71	PATROL OFFICER/CADET	63,190
23	66	477	51503	71	PATROL OFFICER/CADET	63,461
23	66	480	51503	71	PATROL OFFICER/CADET	62,046
23	66	481	51503	71	PATROL OFFICER/CADET	59,821
23	66	482	51503	71	PATROL OFFICER/CADET	63,565
23	66	483	51503	71	PATROL OFFICER/CADET	63,461
23	66	484	51503	71	PATROL OFFICER/CADET	63,190
23	66	485	51503	71	PATROL OFFICER/CADET	63,190
23	66	486	51503	71	PATROL OFFICER/CADET	65,042
23	66	487	51503	71	PATROL OFFICER/CADET	64,376
23	66	488	51503	71	PATROL OFFICER/CADET	56,971
23	66	489	51503	71	PATROL OFFICER/CADET	62,046
23	66	490	51503	71	PATROL OFFICER/CADET	62,046
23	66	492	51503	71	PATROL OFFICER/CADET	63,648
23	66	493	51503	71	PATROL OFFICER/CADET	63,006
23	66	494	51503	71	PATROL OFFICER/CADET	62,046
23	66	496	51503	71	PATROL OFFICER/CADET	61,984
23	66	497	51503	71	PATROL OFFICER/CADET	47,944
23	66	498	51503	71	PATROL OFFICER/CADET (Unfunded)	-

FUND NUMBER	101 GENERAL FUND
DEPARTMENT NUMBER	23 POLICE
DIVISION NUMBER	22 AUTOTHEFT
	25 DETECTIVE
	28 SCHOOL RESOURCE OFFICERS
	35 NARCOTICS/PIPELINE/K-9 DIVISION
	41 911 COMMUNICATIONS
	65 CRIMINAL INTELLIGENCE ACQUISITION UNIT
	66 PATROL DIVISION

23	66	499	51503	71	PATROL OFFICER/CADET	58,178
23	66	500	51503	71	PATROL OFFICER/CADET	62,046
23	66	501	51503	71	PATROL OFFICER/CADET	63,960
23	66	502	51503	71	PATROL OFFICER/CADET	63,190
23	66	503	51503	71	PATROL OFFICER/CADET	64,376
23	66	504	51503	71	PATROL OFFICER/CADET	63,461
23	66	505	51503	71	PATROL OFFICER/CADET	64,376
23	66	506	51503	71	PATROL OFFICER/CADET	62,962
23	66	507	51503	71	PATROL OFFICER/CADET	63,461
23	66	508	51503	71	PATROL OFFICER/CADET	63,461
23	66	509	51503	71	PATROL OFFICER/CADET	62,046
23	66	510	51503	71	PATROL OFFICER/CADET	62,944
23	66	511	51503	71	PATROL OFFICER/CADET	57,034
23	66	512	51503	71	PATROL OFFICER/CADET	63,398
23	66	513	51503	71	PATROL OFFICER/CADET	63,398
23	66	514	51503	71	PATROL OFFICER/CADET	63,128
23	66	515	51503	71	PATROL OFFICER/CADET	62,213
23	66	516	51503	71	PATROL OFFICER/CADET	61,984
23	66	517	51503	71	PATROL OFFICER/CADET	61,984
23	66	518	51503	71	PATROL OFFICER/CADET	62,899
23	66	519	51503	71	PATROL OFFICER/CADET	63,128
23	66	520	51503	71	PATROL OFFICER/CADET	64,088
23	66	524	51503	71	PATROL OFFICER/CADET	63,128
23	66	528	51503	71	PATROL OFFICER/CADET	56,971
23	66	529	51503	71	PATROL OFFICER/CADET	57,491
23	66	531	51503	71	PATROL OFFICER/CADET	50,669
23	66	532	51503	71	PATROL OFFICER/CADET	52,582
23	66	533	51503	71	PATROL OFFICER/CADET	50,669
23	66	534	51503	71	PATROL OFFICER/CADET	50,669
23	66	535	51503	71	PATROL OFFICER/CADET	50,669
23	66	536	51503	71	PATROL OFFICER/CADET	50,669
23	66	537	51503	71	PATROL OFFICER/CADET	50,669
23	66	538	51503	71	PATROL OFFICER/CADET	51,584
23	66	539	51503	71	PATROL OFFICER/CADET	52,582

FUND NUMBER	101 GENERAL FUND
DEPARTMENT NUMBER	23 POLICE
DIVISION NUMBER	22 AUTOTHEFT
	25 DETECTIVE
	28 SCHOOL RESOURCE OFFICERS
	35 NARCOTICS/PIPELINE/K-9 DIVISION
	41 911 COMMUNICATIONS
	65 CRIMINAL INTELLIGENCE ACQUISITION UNIT
	66 PATROL DIVISION

23	66	540	51503	71	PATROL OFFICER/CADET	50,669
23	66	541	51503	71	PATROL OFFICER/CADET	50,669
23	66	542	51503	71	PATROL OFFICER/CADET	50,669
23	66	543	51503	71	PATROL OFFICER/CADET	47,944
23	66	544	51503	71	PATROL OFFICER/CADET	50,669
23	66	545	51503	71	PATROL OFFICER/CADET	50,669
23	66	547	51503	71	PATROL OFFICER/CADET	58,947
23	66	548	51503	71	PATROL OFFICER/CADET (Unfunded)	-
23	66	549	51503	71	PATROL OFFICER/CADET	57,034
23	66	550	51503	71	PATROL OFFICER/CADET	57,034
23	66	600	51503	71	PATROL OFFICER/CADET	57,034
23	66	601	51503	71	PATROL OFFICER/CADET	57,034
23	66	602	51503	71	PATROL OFFICER/CADET	60,091
23	66	603	51503	71	PATROL OFFICER/CADET	57,034
23	66	604	51503	71	PATROL OFFICER/CADET	57,994
23	66	605	51503	71	PATROL OFFICER/CADET	58,531
23	66	606	51503	71	PATROL OFFICER/CADET	57,034
23	66	607	51503	71	PATROL OFFICER/CADET	58,947
23	66	608	51503	71	PATROL OFFICER/CADET	58,947
23	66	609	51503	71	PATROL OFFICER/CADET	57,034
23	66	610	51503	71	PATROL OFFICER/CADET	57,034
23	66	611	51503	71	PATROL OFFICER/CADET	57,034
23	66	612	51503	71	PATROL OFFICER/CADET	58,947
23	66	613	51503	71	PATROL OFFICER/CADET (Unfunded)	-
23	66	614	51503	71	PATROL OFFICER/CADET	47,944
23	66	615	51503	71	PATROL OFFICER/CADET (Unfunded)	-
23	66	616	51503	71	PATROL OFFICER/CADET	47,944
23	66	617	51503	71	PATROL OFFICER/CADET	47,944
23	66	618	51503	71	PATROL OFFICER/CADET	47,944
23	66	619	51503	71	PATROL OFFICER/CADET	47,944
23	66	620	51503	71	PATROL OFFICER/CADET	45,677
23	66	621	51503	71	PATROL OFFICER/CADET	47,944
23	66	622	51503	71	PATROL OFFICER/CADET	47,944
23	66	623	51503	71	PATROL OFFICER/CADET	49,858

FUND NUMBER	101 GENERAL FUND
DEPARTMENT NUMBER	23 POLICE
DIVISION NUMBER	22 AUTOTHEFT
	25 DETECTIVE
	28 SCHOOL RESOURCE OFFICERS
	35 NARCOTICS/PIPELINE/K-9 DIVISION
	41 911 COMMUNICATIONS
	65 CRIMINAL INTELLIGENCE ACQUISITION UNIT
	66 PATROL DIVISION

23	66	624	51503	71	PATROL OFFICER/CADET	45,677
23	66	625	51503	71	PATROL OFFICER/CADET	47,944
23	66	626	51503	71	PATROL OFFICER/CADET	47,944
23	66	627	51503	71	PATROL OFFICER/CADET	47,944
23	66	628	51503	71	PATROL OFFICER/CADET	45,677
23	66	629	51503	71	PATROL OFFICER/CADET (Unfunded)	-
23	66	630	51503	71	PATROL OFFICER/CADET	45,677
23	66	631	51503	71	PATROL OFFICER/CADET	45,677
23	66	632	51503	71	PATROL OFFICER/CADET	-
23	66	633	51503	71	PATROL OFFICER/CADET	45,677
23	66	700	51503	71	PATROL OFFICER/CADET	50,669
23	66	701	51503	71	PATROL OFFICER/CADET	45,677
23	66	702	51503	71	PATROL OFFICER/CADET	45,677
23	66	703	51503	71	PATROL OFFICER/CADET	45,677
23	66	704	51503	71	PATROL OFFICER/CADET (Unfunded)	-
23	66	716	51503	71	PATROL OFFICER/CADET (Unfunded)	-
23	66	717	51503	71	PATROL OFFICER/CADET (Unfunded)	-
23	66	9545	51503	71	PATROL OFFICER/CADET	58,947
23	66	99172	51503	71	PATROL OFFICER/CADET (Unfunded)	-
23	66	2	31552	75	POLICE CAPTAINS	90,836
23	66	3	31552	75	POLICE CAPTAINS	93,434
23	66	5	31552	75	POLICE CAPTAINS	95,784
23	66	7	50857	72	POLICE INVESTIGATOR	71,781
23	66	16	50857	72	POLICE INVESTIGATOR	70,512
23	66	22	50857	72	POLICE INVESTIGATOR	71,427
23	66	23	50857	72	POLICE INVESTIGATOR	72,698
23	66	41	50857	72	POLICE INVESTIGATOR	70,658
23	66	52	50857	72	POLICE INVESTIGATOR	69,805
23	66	62	50857	72	POLICE INVESTIGATOR	68,994
23	66	100	50857	72	POLICE INVESTIGATOR	69,389
23	66	135	50857	72	POLICE INVESTIGATOR	69,867
23	66	150	50857	72	POLICE INVESTIGATOR	70,970
23	66	157	50857	72	POLICE INVESTIGATOR	70,283
23	66	168	50857	72	POLICE INVESTIGATOR	71,386
23	66	171	50857	72	POLICE INVESTIGATOR	69,638

FUND NUMBER	101 GENERAL FUND
DEPARTMENT NUMBER	23 POLICE
DIVISION NUMBER	22 AUTOTHEFT
	25 DETECTIVE
	28 SCHOOL RESOURCE OFFICERS
	35 NARCOTICS/PIPELINE/K-9 DIVISION
	41 911 COMMUNICATIONS
	65 CRIMINAL INTELLIGENCE ACQUISITION UNIT
	66 PATROL DIVISION

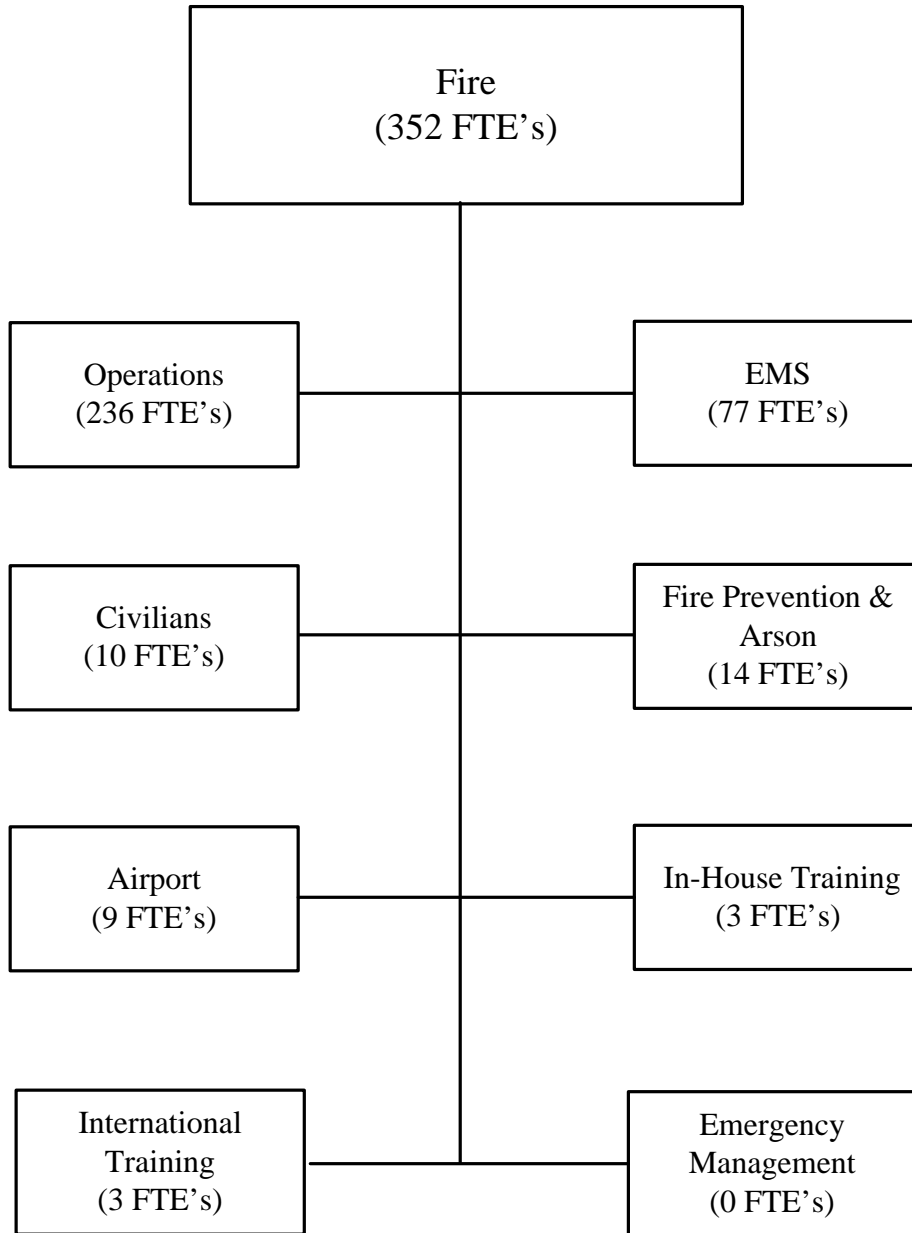
23	66	200	50857	72	POLICE INVESTIGATOR	69,909
23	66	99171	50857	72	POLICE INVESTIGATOR	71,032
23	66	6	31553	74	POLICE LIEUTENANTS	85,634
23	66	8	31553	74	POLICE LIEUTENANTS	83,845
23	66	9	31553	74	POLICE LIEUTENANTS	83,325
23	66	11	31553	74	POLICE LIEUTENANTS	84,656
23	66	12	31553	74	POLICE LIEUTENANTS	86,341
23	66	15	31553	74	POLICE LIEUTENANTS	84,947
23	66	20	31553	74	POLICE LIEUTENANTS	83,845
23	66	21	31553	74	POLICE LIEUTENANTS	85,634
23	66	101	31553	74	POLICE LIEUTENANTS	85,571
23	66	300	31553	74	POLICE LIEUTENANTS	85,158
23	66	718	31553	74	POLICE LIEUTENANTS	85,158
23	66	719	31553	74	POLICE LIEUTENANTS	83,158
23	66	720	31553	74	POLICE LIEUTENANTS	86,050
23	66	721	31553	74	POLICE LIEUTENANTS	85,158
23	66	722	31553	74	POLICE LIEUTENANTS	87,425
23	66	723	31553	74	POLICE LIEUTENANTS	83,429
23	66	19	51559	73	POLICE SERGEANT	75,442
23	66	24	51559	73	POLICE SERGEANT	74,214
23	66	27	51559	73	POLICE SERGEANT	75,317
23	66	35	51559	73	POLICE SERGEANT	76,606
23	66	36	51559	73	POLICE SERGEANT	74,027
23	66	43	51559	73	POLICE SERGEANT	74,734
23	66	51	51559	73	POLICE SERGEANT	73,694
23	66	58	51559	73	POLICE SERGEANT	74,339
23	66	59	51559	73	POLICE SERGEANT	73,798
23	66	60	51559	73	POLICE SERGEANT	73,736
23	66	61	51559	73	POLICE SERGEANT	74,901
23	66	69	51559	73	POLICE SERGEANT	74,152
23	66	71	51559	73	POLICE SERGEANT	75,650
23	66	72	51559	73	POLICE SERGEANT	73,445
23	66	74	51559	73	POLICE SERGEANT	73,528
23	66	75	51559	73	POLICE SERGEANT	74,925
23	66	81	51559	73	POLICE SERGEANT	74,485

FUND NUMBER	101 GENERAL FUND
DEPARTMENT NUMBER	23 POLICE
DIVISION NUMBER	22 AUTOTHEFT 25 DETECTIVE 28 SCHOOL RESOURCE OFFICERS 35 NARCOTICS/PIPELINE/K-9 DIVISION 41 911 COMMUNICATIONS 65 CRIMINAL INTELLIGENCE ACQUISITION UNIT 66 PATROL DIVISION

23	66	84	51559	73	POLICE SERGEANT	72,862
23	66	90	51559	73	POLICE SERGEANT	74,612
23	66	92	51559	73	POLICE SERGEANT	73,694
23	66	110	51559	73	POLICE SERGEANT	75,572
23	66	343	51559	73	POLICE SERGEANT	75,985
23	66	415	51559	73	POLICE SERGEANT	76,508
23	66	418	51559	73	POLICE SERGEANT	76,401
23	66	522	51559	73	POLICE SERGEANT	76,820
23	66	705	51559	73	POLICE SERGEANT	77,007
23	66	706	51559	73	POLICE SERGEANT	75,527
23	66	707	51559	73	POLICE SERGEANT	76,234
23	66	708	51559	73	POLICE SERGEANT	76,110
23	66	1	40538	R29	FINGERPRINT TECHNICIAN	40,456
23	66	13	51503	71	PATROL OFFICER/CADET	67,354
<b>TOTAL COUNT</b>			<b>319</b>		<b>TOTAL SALARIES</b>	<b>19,303,608</b>

PERFORMANCE MEASURES (2366)

	ACTUAL 06-07	ACTUAL 07-08	ESTIMATED 08-09	ADOPTED 09-10
<b>Workload Measures</b>				
Number of Dispatched calls received	32,000	171,037	190,000	190,000
Number of case reports processed	35,397	40,876	37,000	37,000
Number of traffic citations issued	36,596	33,765	26,935	26,935
Number of arrests	6,287	7,311	8,100	8,100



FUND NUMBER	101 GENERAL FUND
DEPARTMENT NUMBER	24 FIRE
DIVISION NUMBER	10 FIRE

**MISSION**

The mission of the Fire Division is to prevent or reduce the loss of life and property damage.

**OBJECTIVES & PLANNED ACCOMPLISHMENTS**

- Provide better equipment and facilities for Fire Department personnel
- Provide for improved delivery of fire suppression services

**EXPENDITURES**

	ACTUAL 06-07	ACTUAL 07-08	AMENDED 08-09	ESTIMATED 08-09	ADOPTED 09-10
Personnel Services	19,976,046	21,938,769	22,561,194	21,892,714	22,862,909
Materials & Supplies	584,690	763,016	870,089	735,367	773,357
Contractual Services	574,461	795,914	788,123	779,123	767,336
Other Charges	-	8	22,221	-	-
Capital Outlay	5,746	838	-	-	-
Debt Service	-	47,650	47,650	47,650	47,650
<b>Total</b>	21,140,943	23,546,195	24,289,277	23,454,854	24,451,252

**PERSONNEL POSITION LISTING**

DEPT	DIV	AUTH #	POSITION NO.	GRADE	POSITION TITLE	09-10 ADOPTED ANNUAL RATE
24	10	1	10541	109	ASSISTANT FIRE CHIEF	133,214
24	10	1	10321	108	DEPUTY FIRE CHIEF	114,902
24	10	2	10321	108	DEPUTY FIRE CHIEF	115,567
24	10	1	50070	104	FIRE ASSISTANT DRIVER	64,277
24	10	2	50070	104	FIRE ASSISTANT DRIVER	65,751
24	10	3	50070	104	FIRE ASSISTANT DRIVER	64,277



FUND NUMBER

101 GENERAL FUND

DEPARTMENT NUMBER

24 FIRE

DIVISION NUMBER

10 FIRE

## PERSONNEL POSITION LISTING - CONTINUED

DEPT	DIV	AUTH #	POSITION NO.	GRADE	POSITION TITLE	09-10 ADOPTED ANNUAL RATE
24	10	4	50070	104	FIRE ASSISTANT DRIVER	64,277
24	10	5	50070	104	FIRE ASSISTANT DRIVER	69,774
24	10	6	50070	104	FIRE ASSISTANT DRIVER	71,218
24	10	7	50070	104	FIRE ASSISTANT DRIVER	66,771
24	10	8	50070	104	FIRE ASSISTANT DRIVER	55,449
24	10	9	50070	104	FIRE ASSISTANT DRIVER	71,160
24	10	10	50070	104	FIRE ASSISTANT DRIVER	67,662
24	10	11	50070	104	FIRE ASSISTANT DRIVER	64,423
24	10	12	50070	104	FIRE ASSISTANT DRIVER	70,298
24	10	13	50070	104	FIRE ASSISTANT DRIVER	55,449
24	10	14	50070	104	FIRE ASSISTANT DRIVER	66,509
24	10	15	50070	104	FIRE ASSISTANT DRIVER	64,277
24	10	16	50070	104	FIRE ASSISTANT DRIVER	65,635
24	10	18	50070	104	FIRE ASSISTANT DRIVER	68,620
24	10	19	50070	104	FIRE ASSISTANT DRIVER	60,816
24	10	20	50070	104	FIRE ASSISTANT DRIVER	64,277
24	10	21	50070	104	FIRE ASSISTANT DRIVER	65,751
24	10	22	50070	104	FIRE ASSISTANT DRIVER	70,685
24	10	23	50070	104	FIRE ASSISTANT DRIVER	71,160
24	10	24	50070	104	FIRE ASSISTANT DRIVER	70,510
24	10	25	50070	104	FIRE ASSISTANT DRIVER	69,774
24	10	27	50070	104	FIRE ASSISTANT DRIVER	70,007
24	10	28	50070	104	FIRE ASSISTANT DRIVER	68,562
24	10	29	50070	104	FIRE ASSISTANT DRIVER	68,416
24	10	30	50070	104	FIRE ASSISTANT DRIVER	70,123
24	10	31	50070	104	FIRE ASSISTANT DRIVER	65,868
24	10	32	50070	104	FIRE ASSISTANT DRIVER	68,562
24	10	33	50070	104	FIRE ASSISTANT DRIVER	65,635
24	10	34	50070	104	FIRE ASSISTANT DRIVER	70,181
24	10	35	50070	104	FIRE ASSISTANT DRIVER	64,955
24	10	36	50070	104	FIRE ASSISTANT DRIVER	61,486
24	10	37	50070	104	FIRE ASSISTANT DRIVER	61,136
24	10	38	50070	104	FIRE ASSISTANT DRIVER	68,911

FUND NUMBER

101 GENERAL FUND

DEPARTMENT NUMBER

24 FIRE

DIVISION NUMBER

10 FIRE

## PERSONNEL POSITION LISTING - CONTINUED

DEPT	DIV	AUTH #	POSITION NO.	GRADE	POSITION TITLE	09-10 ADOPTED ANNUAL RATE
24	10	39	50070	104	FIRE ASSISTANT DRIVER	69,124
24	10	40	50070	104	FIRE ASSISTANT DRIVER	68,736
24	10	41	50070	104	FIRE ASSISTANT DRIVER	64,772
24	10	43	50070	104	FIRE ASSISTANT DRIVER	68,736
24	10	44	50070	104	FIRE ASSISTANT DRIVER	64,277
24	10	45	50070	104	FIRE ASSISTANT DRIVER	67,604
24	10	46	50070	104	FIRE ASSISTANT DRIVER	71,393
24	10	47	50070	104	FIRE ASSISTANT DRIVER	71,335
24	10	49	50070	104	FIRE ASSISTANT DRIVER	67,905
24	10	50	50070	104	FIRE ASSISTANT DRIVER	64,277
24	10	51	50070	104	FIRE ASSISTANT DRIVER	64,481
24	10	52	50070	104	FIRE ASSISTANT DRIVER	68,853
24	10	401	50070	104	FIRE ASSISTANT DRIVER	68,562
24	10	402	50070	104	FIRE ASSISTANT DRIVER	68,416
24	10	403	50070	104	FIRE ASSISTANT DRIVER	68,416
24	10	1	30538	106	FIRE CAPTAINS	88,903
24	10	2	30538	106	FIRE CAPTAINS	88,844
24	10	3	30538	106	FIRE CAPTAINS	84,255
24	10	4	30538	106	FIRE CAPTAINS	81,098
24	10	5	30538	106	FIRE CAPTAINS	87,143
24	10	8	30538	106	FIRE CAPTAINS	89,456
24	10	10	30538	106	FIRE CAPTAINS	82,179
24	10	13	30538	106	FIRE CAPTAINS	89,520
24	10	15	30538	106	FIRE CAPTAINS	81,722
24	10	16	30538	106	FIRE CAPTAINS	84,633
24	10	17	30538	106	FIRE CAPTAINS	81,548
24	10	19	30538	106	FIRE CAPTAINS	88,844
24	10	20	30538	106	FIRE CAPTAINS	84,517
24	10	21	30538	106	FIRE CAPTAINS	82,741
24	10	23	30538	106	FIRE CAPTAINS	88,844
24	10	25	30538	106	FIRE CAPTAINS	84,022
24	10	26	30538	106	FIRE CAPTAINS	84,255
24	10	28	30538	106	FIRE CAPTAINS	89,252

FUND NUMBER  
DEPARTMENT NUMBER  
DIVISION NUMBER

101 GENERAL FUND  
24 FIRE  
10 FIRE

PERSONNEL POSITION LISTING - CONTINUED

DEPT	DIV	AUTH #	POSITION NO.	GRADE	POSITION TITLE	09-10 ADOPTED ANNUAL RATE
24	10	31	30538	106	FIRE CAPTAINS	81,606
24	10	32	30538	106	FIRE CAPTAINS	81,664
24	10	33	30538	106	FIRE CAPTAINS	84,459
24	10	34	30538	106	FIRE CAPTAINS	66,253
24	10	35	30538	106	FIRE CAPTAINS	87,797
24	10	36	30538	106	FIRE CAPTAINS	80,840
24	10	37	30538	106	FIRE CAPTAINS	66,253
24	10	42	30538	106	FIRE CAPTAINS	86,341
24	10	43	30538	106	FIRE CAPTAINS	89,194
24	10	51	30538	106	FIRE CAPTAINS	89,019
24	10	53	30538	106	FIRE CAPTAINS	81,111
24	10	54	30538	106	FIRE CAPTAINS	81,606
24	10	55	30538	106	FIRE CAPTAINS	88,786
24	10	60	30538	106	FIRE CAPTAINS	88,903
24	10	61	30538	106	FIRE CAPTAINS	84,312
24	10	63	30538	106	FIRE CAPTAINS	79,006
24	10	65	30538	106	FIRE CAPTAINS	87,564
24	10	69	30538	106	FIRE CAPTAINS	88,000
24	10	73	30538	106	FIRE CAPTAINS	88,844
24	10	74	30538	106	FIRE CAPTAINS	89,456
24	10	76	30538	106	FIRE CAPTAINS	81,377
24	10	85	30538	106	FIRE CAPTAINS	87,331
24	10	105	30538	106	FIRE CAPTAINS	81,198
24	10	194	30538	106	FIRE CAPTAINS	88,903
24	10	233	30538	106	FIRE CAPTAINS	89,019
24	10	236	30538	106	FIRE CAPTAINS	78,250
24	10	237	30538	106	FIRE CAPTAINS	87,214
24	10	238	30538	106	FIRE CAPTAINS	88,728
24	10	239	30538	106	FIRE CAPTAINS	88,903
24	10	301	30538	106	FIRE CAPTAINS	87,156
24	10	302	30538	106	FIRE CAPTAINS	88,786
24	10	407	30538	106	FIRE CAPTAINS	85,713
24	10	480	30538	106	FIRE CAPTAINS	89,456
24	10	1	10540	R45	FIRE CHIEF	140,632

FUND NUMBER

101 GENERAL FUND

DEPARTMENT NUMBER

24 FIRE

DIVISION NUMBER

10 FIRE

## PERSONNEL POSITION LISTING - CONTINUED

DEPT	DIV	AUTH #	POSITION NO.	GRADE	POSITION TITLE	09-10 ADOPTED ANNUAL RATE
24	10	1	10338	107	FIRE DISTRICT CHIEF	107,312
24	10	2	10338	107	FIRE DISTRICT CHIEF	105,330
24	10	4	10338	107	FIRE DISTRICT CHIEF	106,934
24	10	5	10338	107	FIRE DISTRICT CHIEF	101,921
24	10	6	10338	107	FIRE DISTRICT CHIEF	107,312
24	10	8	10338	107	FIRE DISTRICT CHIEF	107,137
24	10	13	10338	107	FIRE DISTRICT CHIEF	101,796
24	10	15	10338	107	FIRE DISTRICT CHIEF	98,655
24	10	62	10338	107	FIRE DISTRICT CHIEF	107,137
24	10	500	10338	107	FIRE DISTRICT CHIEF	98,601
24	10	1	50367	105	FIRE DRIVER	72,560
24	10	2	50367	105	FIRE DRIVER	71,244
24	10	3	50367	105	FIRE DRIVER	69,595
24	10	4	50367	105	FIRE DRIVER	68,441
24	10	6	50367	105	FIRE DRIVER	74,179
24	10	7	50367	105	FIRE DRIVER	68,236
24	10	8	50367	105	FIRE DRIVER	74,063
24	10	9	50367	105	FIRE DRIVER	68,383
24	10	10	50367	105	FIRE DRIVER	72,793
24	10	11	50367	105	FIRE DRIVER	68,703
24	10	12	50367	105	FIRE DRIVER	72,851
24	10	13	50367	105	FIRE DRIVER	72,676
24	10	14	50367	105	FIRE DRIVER	71,581
24	10	16	50367	105	FIRE DRIVER	68,236
24	10	17	50367	105	FIRE DRIVER	70,865
24	10	19	50367	105	FIRE DRIVER	69,246
24	10	20	50367	105	FIRE DRIVER	71,475
24	10	22	50367	105	FIRE DRIVER	71,581
24	10	23	50367	105	FIRE DRIVER	74,063
24	10	25	50367	105	FIRE DRIVER	73,026
24	10	26	50367	105	FIRE DRIVER	71,766
24	10	27	50367	105	FIRE DRIVER	70,283
24	10	28	50367	105	FIRE DRIVER	73,026

FUND NUMBER  
DEPARTMENT NUMBER  
DIVISION NUMBER

101 GENERAL FUND  
24 FIRE  
10 FIRE

PERSONNEL POSITION LISTING - CONTINUED

DEPT	DIV	AUTH #	POSITION NO.	GRADE	POSITION TITLE	09-10 ADOPTED ANNUAL RATE
24	10	29	50367	105	FIRE DRIVER	72,793
24	10	30	50367	105	FIRE DRIVER	68,848
24	10	33	50367	105	FIRE DRIVER	72,851
24	10	35	50367	105	FIRE DRIVER	68,762
24	10	36	50367	105	FIRE DRIVER	74,179
24	10	38	50367	105	FIRE DRIVER	72,676
24	10	39	50367	105	FIRE DRIVER	72,560
24	10	43	50367	105	FIRE DRIVER	72,560
24	10	46	50367	105	FIRE DRIVER	74,063
24	10	47	50367	105	FIRE DRIVER	72,851
24	10	49	50367	105	FIRE DRIVER	74,063
24	10	50	50367	105	FIRE DRIVER	74,063
24	10	51	50367	105	FIRE DRIVER	74,296
24	10	52	50367	105	FIRE DRIVER	71,581
24	10	53	50367	105	FIRE DRIVER	72,560
24	10	54	50367	105	FIRE DRIVER	72,793
24	10	55	50367	105	FIRE DRIVER	72,967
24	10	56	50367	105	FIRE DRIVER	72,560
24	10	57	50367	105	FIRE DRIVER	73,084
24	10	58	50367	105	FIRE DRIVER	68,780
24	10	59	50367	105	FIRE DRIVER	68,383
24	10	60	50367	105	FIRE DRIVER	74,005
24	10	61	50367	105	FIRE DRIVER	73,946
24	10	290	50367	105	FIRE DRIVER	74,179
24	10	291	50367	105	FIRE DRIVER	74,121
24	10	292	50367	105	FIRE DRIVER	72,676
24	10	404	50367	105	FIRE DRIVER	74,063
24	10	405	50367	105	FIRE DRIVER	72,562
24	10	406	50367	105	FIRE DRIVER	72,793
24	10	3	50538	103	FIREFIGHTER/CADET	57,234
24	10	5	50538	103	FIREFIGHTER/CADET	60,338
24	10	10	50538	103	FIREFIGHTER/CADET	60,018
24	10	14	50538	103	FIREFIGHTER/CADET	63,009
24	10	15	50538	103	FIREFIGHTER/CADET	58,058

FUND NUMBER  
DEPARTMENT NUMBER  
DIVISION NUMBER

101 GENERAL FUND  
24 FIRE  
10 FIRE

PERSONNEL POSITION LISTING - CONTINUED

DEPT	DIV	AUTH #	POSITION NO.	GRADE	POSITION TITLE	09-10 ADOPTED ANNUAL RATE
24	10	24	50538	103	FIREFIGHTER/CADET	61,124
24	10	33	50538	103	FIREFIGHTER/CADET (Unfunded)	-
24	10	35	50538	103	FIREFIGHTER/CADET	60,163
24	10	65	50538	103	FIREFIGHTER/CADET	61,819
24	10	80	50538	103	FIREFIGHTER/CADET	61,761
24	10	99	50538	103	FIREFIGHTER/CADET	56,798
24	10	109	50538	103	FIREFIGHTER/CADET	61,644
24	10	116	50538	103	FIREFIGHTER/CADET	61,586
24	10	124	50538	103	FIREFIGHTER/CADET	57,997
24	10	130	50538	103	FIREFIGHTER/CADET	63,755
24	10	140	50538	103	FIREFIGHTER/CADET	60,221
24	10	142	50538	103	FIREFIGHTER/CADET (Unfunded)	-
24	10	162	50538	103	FIREFIGHTER/CADET	63,319
24	10	200	50538	103	FIREFIGHTER/CADET	57,738
24	10	201	50538	103	FIREFIGHTER/CADET	63,755
24	10	202	50538	103	FIREFIGHTER/CADET	43,785
24	10	205	50538	103	FIREFIGHTER/CADET	54,721
24	10	209	50538	103	FIREFIGHTER/CADET	57,001
24	10	219	50538	103	FIREFIGHTER/CADET	60,018
24	10	221	50538	103	FIREFIGHTER/CADET	57,942
24	10	222	50538	103	FIREFIGHTER/CADET	61,295
24	10	229	50538	103	FIREFIGHTER/CADET	60,163
24	10	231	50538	103	FIREFIGHTER/CADET	61,936
24	10	232	50538	103	FIREFIGHTER/CADET	60,163
24	10	247	50538	103	FIREFIGHTER/CADET	56,798
24	10	248	50538	103	FIREFIGHTER/CADET	60,018
24	10	249	50538	103	FIREFIGHTER/CADET	60,018
24	10	252	50538	103	FIREFIGHTER/CADET	60,018
24	10	255	50538	103	FIREFIGHTER/CADET	56,798
24	10	256	50538	103	FIREFIGHTER/CADET	60,018
24	10	263	50538	103	FIREFIGHTER/CADET	60,018
24	10	264	50538	103	FIREFIGHTER/CADET (Unfunded)	-
24	10	265	50538	103	FIREFIGHTER/CADET	61,936
24	10	269	50538	103	FIREFIGHTER/CADET	63,755

FUND NUMBER

101 GENERAL FUND

DEPARTMENT NUMBER

24 FIRE

DIVISION NUMBER

10 FIRE

## PERSONNEL POSITION LISTING - CONTINUED

DEPT	DIV	AUTH #	POSITION NO.	GRADE	POSITION TITLE	09-10 ADOPTED ANNUAL RATE
24	10	271	50538	103	FIREFIGHTER/CADET	56,798
24	25	272	50538	103	FIREFIGHTER/CADET (Unfunded)	-
24	10	276	50538	103	FIREFIGHTER/CADET	60,018
24	10	277	50538	103	FIREFIGHTER/CADET	60,018
24	10	279	50538	103	FIREFIGHTER/CADET	62,814
24	10	282	50538	103	FIREFIGHTER/CADET	56,798
24	10	283	50538	103	FIREFIGHTER/CADET	59,538
24	10	285	50538	103	FIREFIGHTER/CADET	56,798
24	10	287	50538	103	FIREFIGHTER/CADET	60,018
24	10	296	50538	103	FIREFIGHTER/CADET	57,738
24	10	350	50538	103	FIREFIGHTER/CADET	63,755
24	10	410	50538	103	FIREFIGHTER/CADET (Unfunded)	-
24	10	501	50538	103	FIREFIGHTER/CADET (Unfunded)	-
24	10	502	50538	103	FIREFIGHTER/CADET	43,785
24	10	510	50538	103	FIREFIGHTER/CADET	50,710
24	10	513	50538	103	FIREFIGHTER/CADET	50,710
24	10	514	50538	103	FIREFIGHTER/CADET	50,710
24	10	515	50538	103	FIREFIGHTER/CADET	50,710
24	10	516	50538	103	FIREFIGHTER/CADET	50,710
24	10	517	50538	103	FIREFIGHTER/CADET	50,710
24	10	518	50538	103	FIREFIGHTER/CADET	50,710
24	10	519	50538	103	FIREFIGHTER/CADET	50,710
24	15	177	50538	103	FIREFIGHTER/CADET	64,391
24	15	186	50538	103	FIREFIGHTER/CADET	62,640
24	15	293	50538	103	FIREFIGHTER/CADET	62,640
24	15	300	50538	103	FIREFIGHTER/CADET	62,640
24	15	303	50538	103	FIREFIGHTER/CADET	60,360
24	15	503	50538	103	FIREFIGHTER/CADET	43,785
24	15	504	50538	103	FIREFIGHTER/CADET	43,785

FUND NUMBER	101 GENERAL FUND
DEPARTMENT NUMBER	24 FIRE
DIVISION NUMBER	10 FIRE

PERSONNEL POSITION LISTING - CONTINUED

DEPT	DIV	AUTH #	POSITION NO.	GRADE	POSITION TITLE	09-10 ADOPTED ANNUAL RATE
24	15	506	50538	103	FIREFIGHTER/CADET	43,785
24	15	507	50538	103	FIREFIGHTER/CADET	43,785
24	15	508	50538	103	FIREFIGHTER/CADET	43,785
24	15	509	50538	103	FIREFIGHTER/CADET	43,785
24	15	511	50538	103	FIREFIGHTER/CADET (Unfunded)	-
24	15	512	50538	103	FIREFIGHTER/CADET	43,785
24	15	521	50538	103	FIREFIGHTER/CADET	43,785
24	15	506	50538	103	FIREFIGHTER/CADET	43,785
<b>TOTAL COUNT</b>			<b>241</b>		<b>TOTAL SALARIES</b>	<b>16,932,512</b>

PERFORMANCE MEASURES

	ACTUAL 06-07	ACTUAL 07-08	ESTIMATED 08-09	ADOPTED 09-10
<b>Workload Measures</b>				
<i>Inputs</i>				
Number of engine companies	14	14	14	14
<i>Outputs</i>				
Number of Fire incident reports	23,766	24,346	25,024	25,775
Number of Fire unit responses	14,820	14,557	9,837	10,132
Number of assist EMS calls	7,607	6,250	2,844	2,929
Number of fire origin calls	1,475	2,071	1,936	1,994
<b>Efficiency Measures</b>				
Number of fire origin calls per engine	105	148	138	142
Number of assist EMS calls per engine company	543	446	203	209



FUND NUMBER	101 GENERAL FUND
DEPARTMENT NUMBER	24 FIRE
DIVISION NUMBER	15 EMS

**MISSION**

The mission of the Emergency Medical Service program is to provide care and transportation of the sick and injured for the citizens of Laredo and Webb County through Emergency Medical response with advanced level of care.

**OBJECTIVES & PLANNED ACCOMPLISHMENTS**

- Provide the best pre-hospital care to our citizens.
- Activate Ambulance at Fire Station No. 6 this year.
- Equip all Ambulances with same cardiac monitor model.
- Increase our Paramedic Manpower by 21 with our cadet class.

**EXPENDITURES**

	ACTUAL 06-07	ACTUAL 07-08	AMENDED 08-09	ESTIMATED 08-09	ADOPTED 09-10
Personnel Services	5,925,233	6,301,216	6,440,084	6,741,220	6,302,859
Materials & Supplies	327,275	395,620	477,659	361,997	421,706
Contractual Services	184,008	210,736	204,121	204,121	239,751
Other Charges	-	2	-	-	-
Capital Outlay	438	-	-	-	-
<b>Total</b>	6,436,954	6,907,574	7,121,864	7,307,338	6,964,316

**PERSONNEL POSITION LISTING**

DEPT	DIV	AUTH #	POSITION NO.	GRADE	POSITION TITLE	09-10 ADOPTED ANNUAL RATE
24	15	3	10321	108	DEPUTY FIRE CHIEF	120,742
24	15	27	30538	106	FIRE CAPTAINS	82,641
24	15	30	30538	106	FIRE CAPTAINS	88,844
24	15	41	30538	106	FIRE CAPTAINS	78,017
24	15	45	30538	106	FIRE CAPTAINS	88,670
24	15	46	30538	106	FIRE CAPTAINS	87,447

FUND NUMBER  
DEPARTMENT NUMBER  
DIVISION NUMBER

101 GENERAL FUND  
24 FIRE  
15 EMS

PERSONNEL POSITION LISTING - CONTINUED

DEPT	DIV	AUTH #	POSITION NO.	GRADE	POSITION TITLE	09-10 ADOPTED ANNUAL RATE
24	15	50	30538	106	FIRE CAPTAINS	86,283
24	15	71	30538	106	FIRE CAPTAINS	88,844
24	15	75	30538	106	FIRE CAPTAINS	89,194
24	15	408	30538	106	FIRE CAPTAINS	82,560
24	15	409	30538	106	FIRE CAPTAINS	87,376
24	15	11	10338	107	FIRE DISTRICT CHIEF	101,715
24	15	21	50367	105	FIRE DRIVER	72,853
24	15	12	50538	103	FIREFIGHTER/CADET	64,250
24	15	25	50538	103	FIREFIGHTER/CADET	63,755
24	15	39	50538	103	FIREFIGHTER/CADET	63,755
24	15	42	50538	103	FIREFIGHTER/CADET	62,814
24	15	59	50538	103	FIREFIGHTER/CADET	64,075
24	15	61	50538	103	FIREFIGHTER/CADET	62,640
24	15	66	50538	103	FIREFIGHTER/CADET	65,323
24	15	82	50538	103	FIREFIGHTER/CADET	63,842
24	15	102	50538	103	FIREFIGHTER/CADET	62,814
24	15	136	50538	103	FIREFIGHTER/CADET	63,755
24	15	164	50538	103	FIREFIGHTER/CADET	64,516
24	15	165	50538	103	FIREFIGHTER/CADET	65,148
24	15	166	50538	103	FIREFIGHTER/CADET	63,755
24	15	167	50538	103	FIREFIGHTER/CADET	56,798
24	15	169	50538	103	FIREFIGHTER/CADET	64,424
24	15	174	50538	103	FIREFIGHTER/CADET	65,381
24	15	175	50538	103	FIREFIGHTER/CADET	63,755
24	15	179	50538	103	FIREFIGHTER/CADET	64,191
24	15	180	50538	103	FIREFIGHTER/CADET	64,483
24	15	184	50538	103	FIREFIGHTER/CADET	63,958
24	15	187	50538	103	FIREFIGHTER/CADET	63,755
24	15	188	50538	103	FIREFIGHTER/CADET	63,755
24	15	190	50538	103	FIREFIGHTER/CADET	66,571
24	15	191	50538	103	FIREFIGHTER/CADET	65,816
24	15	192	50538	103	FIREFIGHTER/CADET	63,755
24	15	195	50538	103	FIREFIGHTER/CADET	63,755
24	15	196	50538	103	FIREFIGHTER/CADET	64,250
24	15	198	50538	103	FIREFIGHTER/CADET	60,629
24	15	200	50538	103	FIREFIGHTER/CADET	64,498

FUND NUMBER  
DEPARTMENT NUMBER  
DIVISION NUMBER

101 GENERAL FUND  
24 FIRE  
15 EMS

PERSONNEL POSITION LISTING - CONTINUED

DEPT	DIV	AUTH #	POSITION NO.	GRADE	POSITION TITLE	09-10 ADOPTED ANNUAL RATE
24	15	203	50538	103	FIREFIGHTER/CADET	63,900
24	15	204	50538	103	FIREFIGHTER/CADET	60,360
24	15	207	50538	103	FIREFIGHTER/CADET	63,958
24	15	211	50538	103	FIREFIGHTER/CADET	63,755
24	15	215	50538	103	FIREFIGHTER/CADET	62,640
24	15	223	50538	103	FIREFIGHTER/CADET	62,640
24	15	226	50538	103	FIREFIGHTER/CADET	62,640
24	15	227	50538	103	FIREFIGHTER/CADET	62,640
24	15	228	50538	103	FIREFIGHTER/CADET	63,900
24	15	230	50538	103	FIREFIGHTER/CADET	62,640
24	15	234	50538	103	FIREFIGHTER/CADET	63,900
24	15	235	50538	103	FIREFIGHTER/CADET	61,560
24	15	237	50538	103	FIREFIGHTER/CADET	60,738
24	15	239	50538	103	FIREFIGHTER/CADET	62,640
24	15	240	50538	103	FIREFIGHTER/CADET	60,360
24	15	244	50538	103	FIREFIGHTER/CADET	63,600
24	15	260	50538	103	FIREFIGHTER/CADET	63,755
24	15	262	50538	103	FIREFIGHTER/CADET	62,640
24	15	268	50538	103	FIREFIGHTER/CADET	60,360
24	15	275	50538	103	FIREFIGHTER/CADET	63,755
24	15	289	50538	103	FIREFIGHTER/CADET	63,755
24	15	294	50538	103	FIREFIGHTER/CADET	60,535
24	15	295	50538	103	FIREFIGHTER/CADET	63,755
24	15	298	50538	103	FIREFIGHTER/CADET	62,640
24	15	299	50538	103	FIREFIGHTER/CADET	60,360
24	15	302	50538	103	FIREFIGHTER/CADET	62,640
<b>TOTAL COUNT</b>			<b>69</b>		<b>TOTAL SALARIES</b>	<b>4,694,102</b>

FUND NUMBER	101 GENERAL FUND
DEPARTMENT NUMBER	24 FIRE
DIVISION NUMBER	15 EMS

PERFORMANCE MEASURES

	ACTUAL 06-07	ACTUAL 07-08	ESTIMATED 08-09	ADOPTED 09-10
<b>Workload Measures</b>				
<i>Inputs</i>				
Number of EMS units	9	9	9	10
<i>Outputs</i>				
Emergency call responses	18,195	21,663	22,002	25,000
Total amount of patients	24,242	23,839	24,693	27,014
Total amount of transports	12,530	14,207	14,191	16,066
<b>Efficiency Measures</b>				
Average number of responses per EMS unit	2,021	2,407	2,444	2,500

FUND NUMBER	101 GENERAL FUND
DEPARTMENT NUMBER	24 FIRE
DIVISION NUMBER	20 CIVILIANS

**MISSION**

To provide administrative and support services such as payroll, bookkeeping, purchase orders, file maintenance forms and all other clerical duties. To keep all emergency and support vehicles in good working condition and to prolong the life of all fire units through a proactive maintenance program.

**OBJECTIVES & PLANNED ACCOMPLISHMENTS**

- To provide all emergency vehicles with the most advanced communications technology.
- To introduce and utilize new software programs for our department’s payroll.
- To insure that all civilian employees attend the latest training in computer and continuing education seminars.
- To insure that mechanics receive specialized training on new emergency vehicles and stay abreast the latest technological advances so they can provide our fleet with proper maintenance and repairs.
- To increase the efficiency of the civilian and maintenance personnel through cross-training.
- To insure that the new CAD software, the new fire reports software (Firehouse) and mobile computer terminals in all emergency units continue to provide our personnel with needed information while responding to emergency calls thru a proactive IT Division.
- To provide maintenance for all Fire Department fleet as well as other fire fighting equipment.

**EXPENDITURES**

	ACTUAL 06-07	ACTUAL 07-08	AMENDED 08-09	ESTIMATED 08-09	ADOPTED 09-10
Personnel Services	439,931	499,372	563,965	540,224	526,296
Contractual Services	8,778	1,920	3,185	3,185	7,813
<b>Total</b>	448,709	501,292	567,150	543,409	534,109

**PERSONNEL POSITION LISTING**

DEPT	DIV	AUTH #	POSITION NO.	GRADE	POSITION TITLE	09-10 ADOPTED ANNUAL RATE
24	20	33	20015	R35	ADMINISTRATIVE ASSISTANT II	52,832
24	20	158	20015	R35	ADMINISTRATIVE ASSISTANT II	49,774
24	20	17	70088	R29	AUTOMOTIVE MECHANIC	30,347
24	20	161	70088	R29	AUTOMOTIVE MECHANIC	25,563
24	20	9	71808	R32	DIESEL MECHANIC I	47,133
24	20	1	80002	R36	EMERGENCY VEHICLE MAINT. SUPVR	58,178
24	20	14	41521	R28	PERSONNEL ASSISTANT I	23,920
24	20	4	41522	R30	PERSONNEL ASSISTANT II	37,690
24	20	12	31821	R37	SENIOR PROGRAMMER/ANALYST	51,522
<b>TOTAL COUNT</b>			<b>9</b>		<b>TOTAL SALARIES</b>	<b>376,958</b>

FUND NUMBER  
 DEPARTMENT NUMBER  
 DIVISION NUMBER

101 GENERAL FUND  
 24 FIRE  
 20 CIVILIANS

PERFORMANCE MEASURES

	ACTUAL 06-07	ACTUAL 07-08	ESTIMATED 08-09	ADOPTED 09-10
<b>Workload Measures</b>				
<i>Inputs</i>				
Number of full-time equivalent employees (FTE) – mechanics	3	3	4	4
Number of full-time equivalents employees (FTE) – office	6	6	6	6
<i>Outputs</i>				
Number of vehicle repairs	609	654	757	807
Number of purchase requisitions, payroll and personnel forms processed	9,500	9,975	10,473	10,997
<b>Efficiency Measures</b>				
Number of vehicle repairs per FTE – mechanics	203	218	189	202
Number of administrative support actions per FTE – office	1,583	1,663	1,746	1,832
<b>Effectiveness Measures</b>				
% of preventive maintenance completed on schedule	100	100	100	100

FUND NUMBER	101 GENERAL FUND
DEPARTMENT NUMBER	24 FIRE
DIVISION NUMBER	25 FIRE PREVENTION & ARSON

**MISSION**

To create a community safe from fire through adherence to codes, construction plan reviews, and field inspections. To educate the public in fire prevention and code enforcement, prevent or reduce the loss of life and property and to investigate fires throughout the community.

**OBJECTIVES & PLANNED ACCOMPLISHMENTS**

- To provide more community awareness of our prevention and mitigation efforts.
- To increase the number of fire inspections city wide.
- To investigate every suspicious fire.
- To involve the community in fire prevention awareness through advertisement and demonstrations.
- To implement customer service as a standard operating procedure.
- To increase division efficiency.

**EXPENDITURES**

	ACTUAL 06-07	ACTUAL 07-08	AMENDED 08-09	ESTIMATED 08-09	ADOPTED 09-10
Personnel Services	1,359,588	1,329,005	1,365,228	1,323,370	1,458,168
Materials & Supplies	39,209	46,590	57,042	39,912	49,424
Contractual Services	45,862	50,328	37,536	36,736	43,992
Other Charges	-	1	-	-	-
<b>Total</b>	1,444,659	1,425,924	1,459,806	1,400,018	1,551,584

**PERSONNEL POSITION LISTING**

DEPT	DIV	AUTH #	POSITION NO.	GRADE	POSITION TITLE	09-10 ADOPTED ANNUAL RATE
24	25	26	50070	104	FIRE ASSISTANT DRIVER	68,416
24	25	42	50070	104	FIRE ASSISTANT DRIVER	68,093
24	25	48	50070	104	FIRE ASSISTANT DRIVER	69,774
24	25	18	30538	106	FIRE CAPTAINS	88,356
24	25	56	30538	106	FIRE CAPTAINS	86,546
24	25	77	30538	106	FIRE CAPTAINS	83,348

FUND NUMBER

101 GENERAL FUND

DEPARTMENT NUMBER

24 FIRE

DIVISION NUMBER

25 FIRE PREVENTION &amp; ARSON

## PERSONNEL POSITION LISTING - CONTINUED

DEPT	DIV	AUTH #	POSITION NO.	GRADE	POSITION TITLE	09-10 ADOPTED ANNUAL RATE
24	25	253	10338	107	FIRE DISTRICT CHIEF	80,201
24	25	500	10338	107	FIRE DISTRICT CHIEF	106,663
24	25	18	50367	105	FIRE DRIVER	73,519
24	25	63	50367	105	FIRE DRIVER	73,326
24	25	1	10542	108	FIRE MARSHAL	112,756
24	25	170	50538	103	FIREFIGHTER/CADET	66,482
24	25	178	50538	103	FIREFIGHTER/CADET	65,323
24	25	243	50538	103	FIREFIGHTER/CADET	58,731
<b>TOTAL COUNT</b>			<b>14</b>		<b>TOTAL SALARIES</b>	<b>1,028,497</b>

## PERFORMANCE MEASURES

	ACTUAL 06-07	ACTUAL 07-08	ESTIMATED 08-09	ADOPTED 09-10
<b>Workload Measures</b>				
<i>Inputs</i>				
Number of Uniformed Personnel	14	14	14	14
Number of Inspectors	8	8	11	11
<i>Outputs</i>				
Number of Fire Inspections	2,900	2,995	4,082	4,200
Number of Plans Reviewed	890	921	1,266	1,295
Number of Plats Reviewed	180	185	254	256
Number of Public Education Presentations	320	325	446	451
Number of Complaints/Misc. Details	480	500	687	689
Number of Arson Cases Invest.	200	180	220	225
Total Outputs	4,970	5,106	6,955	7,116
<b>Efficiency Measures</b>				
Number of Inspections per Inspector	621	638	632	646
<b>Effectiveness Measures</b>				
Number of civilian deaths per 100,000 population	N/A	N/A	2.3	N/A



FUND NUMBER

101 GENERAL FUND

DEPARTMENT NUMBER

24 FIRE

DIVISION NUMBER

30 AIRPORT

**MISSION**

The purpose of the ARFF crew is to provide for the safety of the Airport Carrier and it's passengers as well as Airport tenants.

**OBJECTIVES & PLANNED ACCOMPLISHMENTS**

- Develop pre fire plans on the AOA ( Airport Operations Area ).
- Increase the level of knowledge and skills for the ARFF personnel by having training for all Fire personnel assigned to the Airport Fire Station.
- Completed a 60 hour refresher course on February 20, 2009.
- Respond to Fuel spills for the purpose of reduced hazards.
- Continue with the Fuel Inspection for the FBO'S ( Fixed Based Operators ).

**EXPENDITURES**

	<b>ACTUAL 06-07</b>	<b>ACTUAL 07-08</b>	<b>AMENDED 08-09</b>	<b>ESTIMATED 08-09</b>	<b>ADOPTED 09-10</b>
Personnel Services	826,313	876,026	856,038	894,724	907,412
Materials & Supplies	19,045	23,292	29,789	32,184	25,354
Contractual Services	38,827	42,146	47,096	42,502	41,254
<b>Total</b>	<b>884,185</b>	<b>941,464</b>	<b>932,923</b>	<b>969,410</b>	<b>974,020</b>

**PERSONNEL POSITION LISTING**

<b>DEPT</b>	<b>DIV</b>	<b>AUTH #</b>	<b>POSITION NO.</b>	<b>GRADE</b>	<b>POSITION TITLE</b>	<b>09-10 ADOPTED ANNUAL RATE</b>
24	30	62	30538	106	FIRE CAPTAINS	89,019
24	30	72	30538	106	FIRE CAPTAINS	88,903
24	30	400	30538	106	FIRE CAPTAINS	88,670
24	30	5	50367	105	FIRE DRIVER	70,225
24	30	48	50367	105	FIRE DRIVER	71,069
24	30	62	50367	105	FIRE DRIVER	73,210
24	30	100	50538	103	FIREFIGHTER/CADET	60,018
24	30	108	50538	103	FIREFIGHTER/CADET	61,095
24	30	176	50538	103	FIREFIGHTER/CADET	60,018
<b>TOTAL COUNT</b>			<b>9</b>		<b>TOTAL SALARIES</b>	<b>662,225</b>

FUND NUMBER  
DEPARTMENT NUMBER  
DIVISION NUMBER

101 GENERAL FUND  
24 FIRE  
30 AIRPORT

PERFORMANCE MEASURES

	ACTUAL 06-07	ACTUAL 07-08	ESTIMATED 08-09	ADOPTED 09-10
<b>Workload Measures</b>				
<b>Inputs</b>				
Number of full-time equivalent employees (FTE)	9	9	9	9
<b>Outputs</b>				
Number of Aircraft Alerts responded	17	12	14	16
Number of Fuel Spills responded	7	5	8	10
Number of Emergency Medical Calls responded	7	3	8	10
Number of other type of emergency call responded	4	12	16	18

FUND NUMBER	101 GENERAL FUND
DEPARTMENT NUMBER	24 FIRE
DIVISION NUMBER	35 IN-HOUSE TRAINING

**MISSION**

To provide training for the Fire Department in all Fire related disciplines.

**OBJECTIVES & PLANNED ACCOMPLISHMENTS**

- To increase the field of knowledge and skills for all fire personnel while providing the necessary education for certification and recertification purposes.
- To provide in-house training and ongoing continuing education courses to comply with all requirements set forth by our regulatory agencies.

**EXPENDITURES**

	ACTUAL 06-07	ACTUAL 07-08	AMENDED 08-09	ESTIMATED 08-09	ADOPTED 09-10
Personnel Services	357,634	366,413	336,471	394,603	365,697
Materials & Supplies	10,954	34,318	26,406	21,978	96,633
Contractual Services	7,259	13,237	7,966	7,966	34,003
<b>Total</b>	<b>375,847</b>	<b>413,968</b>	<b>370,843</b>	<b>424,547</b>	<b>496,333</b>

**PERSONNEL POSITION LISTING**

DEPT	DIV	AUTH #	POSITION NO.	GRADE	POSITION TITLE	09-10 ADOPTED ANNUAL RATE
24	35	6	30538	106	FIRE CAPTAINS	82,758
24	35	64	30538	106	FIRE CAPTAINS	87,815
24	35	9	10338	107	FIRE DISTRICT CHIEF	100,100
<b>TOTAL COUNT</b>			<b>3</b>		<b>TOTAL SALARIES</b>	<b>270,672</b>

FUND NUMBER  
 DEPARTMENT NUMBER  
 DIVISION NUMBER

101 GENERAL FUND  
 24 FIRE  
 35 IN-HOUSE TRAINING

PERFORMANCE MEASURES

	ACTUAL 06-07	ACTUAL 07-08	ESTIMATED 08-09	ADOPTED 09-10
<b>Workload Measures</b>				
<b>Inputs</b>				
Number of full-time equivalent instructors	3	3	3	3
Cost of full time instructors	357,634	366,413	394,603	365,697
<b>Outputs</b>				
Number of training classes conducted	186	233	253	250
<b>Efficiency Measures</b>				
Ratio of training sessions per instructor	62	78	84	84
<b>Effectiveness Measures</b>				
Number of certified personnel produced	333	348	350	350
Number of course completion certificates issued	333	348	350	350

FUND NUMBER	101 GENERAL FUND
DEPARTMENT NUMBER	24 FIRE
DIVISION NUMBER	40 INTERNATIONAL TRAINING

**MISSION**

Provide quality education for emergency personnel to have the knowledge and skills necessary to safely and effectively manage critical incidents, rescue the injured or trapped and minimize property loss while protecting the environment.

**OBJECTIVES & PLANNED ACCOMPLISHMENTS**

- To increase the field of knowledge and skills for all first responders.
- Conduct courses for firefighters to maintain and upgrade career skills.
- Prepare students for employment in Fire and EMS services.

**EXPENDITURES**

	ACTUAL 06-07	ACTUAL 07-08	AMENDED 08-09	ESTIMATED 08-09	ADOPTED 09-10
Personnel Services	305,044	389,863	309,117	366,907	332,094
Materials & Supplies	78,096	84,977	84,173	85,599	35,600
Contractual Services	93,761	94,056	83,960	86,230	59,130
Other Charges	3,100	6,700	-	-	-
<b>Total</b>	480,001	575,596	477,250	538,736	426,824

**PERSONNEL POSITION LISTING**

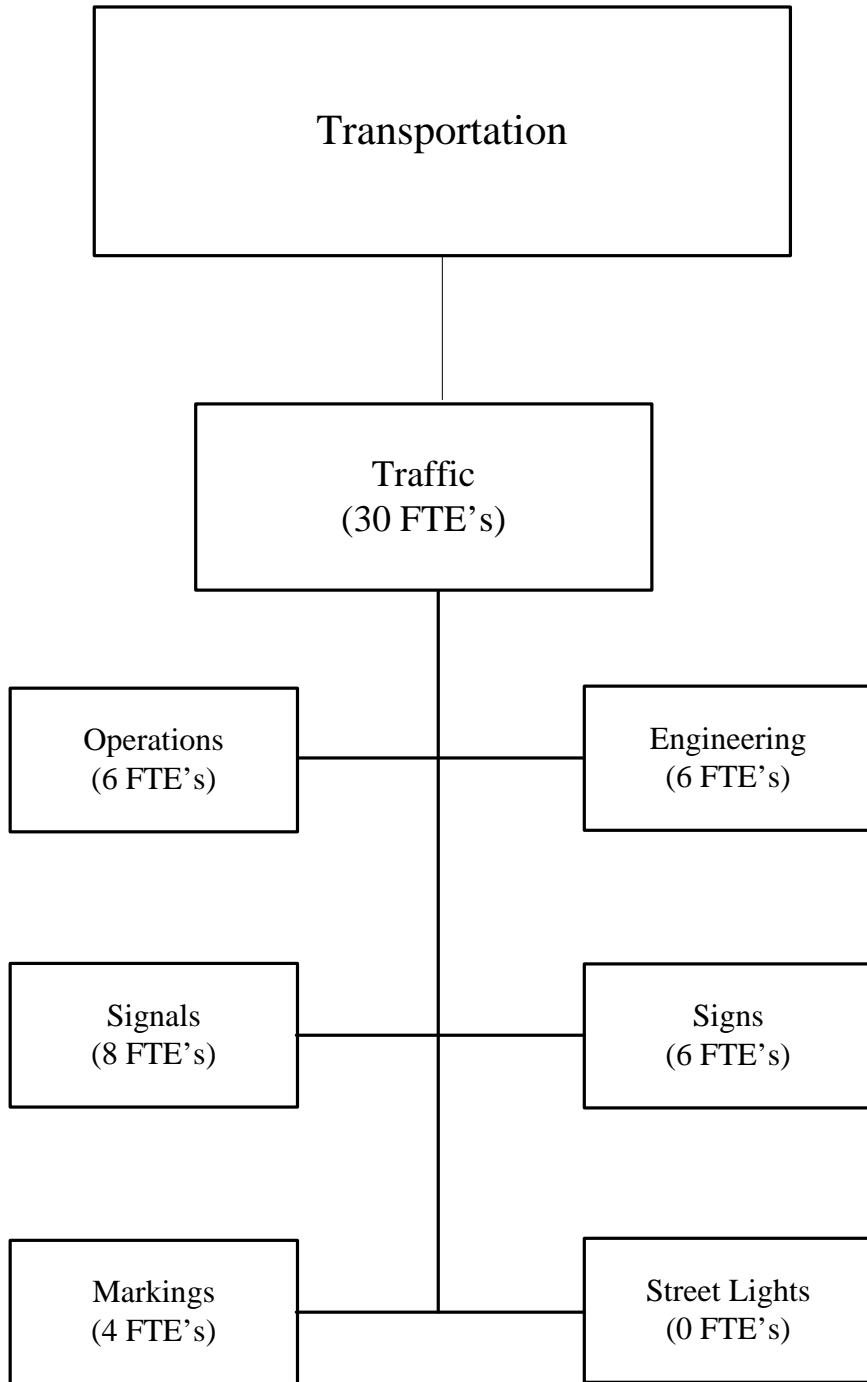
DEPT	DIV	AUTH #	POSITION NO.	GRADE	POSITION TITLE	09-10 ADOPTED ANNUAL RATE
24	40	70	30538	106	FIRE CAPTAINS	82,932
24	40	100	10338	107	FIRE DISTRICT CHIEF	101,858
24	40	242	50538	103	FIREFIGHTER/CADET	64,807
<b>TOTAL COUNT</b>			<b>3</b>		<b>TOTAL SALARIES</b>	<b>249,597</b>

FUND NUMBER  
 DEPARTMENT NUMBER  
 DIVISION NUMBER

101 GENERAL FUND  
 24 FIRE  
 40 INTERNATIONAL TRAINING

PERFORMANCE MEASURES

	ACTUAL 06-07	ACTUAL 07-08	ESTIMATED 08-09	ADOPTED 09-10
<b>Workload Measures</b>				
<b>Inputs</b>				
Number of full-time equivalent instructors	3	3	3	3
Cost of full time instructors	305,044	389,863	366,907	332,094
<b>Outputs</b>				
Number of training classes conducted	115	100	81	105
Revenue generated from classes	175,000	121,960	57,900	75,000
<b>Efficiency Measures</b>				
Ratio of training sessions per instructor	38.3	33	27	35
Revenue generated per instructor	58,333	40,620	19,300	25,000
<b>Effectiveness Measures</b>				
Number of certified personnel produced	389	122	97	126
Number of course completion certificates issued	389	122	97	126



FUND NUMBER/NAME	101 GENERAL FUND
DEPARTMENT NAME	TRANSPORTATION
DEPARTMENT NUMBER	26 TRAFFIC
DIVISION NUMBER	10 ADMINISTRATION

**MISSION**

To provide administrative support to the Traffic Safety Department in order to effectively provide safe and efficient movement of vehicular and pedestrian traffic.

**OBJECTIVES & PLANNED ACCOMPLISHMENTS**

- To improve at providing administrative support to the Traffic Safety Department.
- To continue improving the use of the automated work order system acquired in 2006 by reducing the amount of manpower required for data entry and to periodically monitor data to enhance production of work order reports by September 30<sup>th</sup>.
- To maximize the use of the inventory system acquired in 2006 and enhance data entry in order to keep track of inventory more accurately by September 30<sup>th</sup>.

**EXPENDITURES**

	ACTUAL 06-07	ACTUAL 07-08	AMENDED 08-09	ESTIMATED 08-09	ADOPTED 09-10
Personnel Services	336,206	363,160	371,355	358,220	331,314
Materials & Supplies	51,659	35,040	44,609	30,664	36,523
Contractual Services	85,904	93,294	123,253	114,408	111,291
Other Charges	2,583	1,559	46,800	-	-
<b>Total</b>	476,352	493,053	586,017	503,292	479,128

**PERSONNEL POSITION LISTING**

DEPT	DIV	AUTH #	POSITION NO.	GRADE	POSITION TITLE	09-10 ADOPTED ANNUAL RATE
26	10	43	20018	R29	ADMINISTRATIVE SECRETARY	34,923
26	10	19	20011	R28	CLERK IV	28,787
26	10	44	80288	R23	CUSTODIAN	18,387
26	10	1	16008	R43	TRAFFIC MANAGER (AT 50%)	65,894
26	10	1	10043	R41	TRAFFIC OP/UTILITY COORD.MGR.	58,240
26	10	8	72202	R29	WAREHOUSE SUPERVISOR	29,182
<b>TOTAL COUNT</b>			<b>6</b>		<b>TOTAL SALARIES</b>	<b>235,414</b>



FUND NUMBER/NAME	101 GENERAL FUND
DEPARTMENT NAME	TRANSPORTATION
DEPARTMENT NUMBER	26 TRAFFIC
DIVISION NUMBER	11 ENGINEERING

**MISSION**

To identify and/or address traffic safety related issues within the City of Laredo by analyzing situations, recommending solutions, and designing plans for implementation aimed at minimizing the potential for traffic and pedestrian related accidents.

**OBJECTIVES & PLANNED ACCOMPLISHMENTS**

- Implement traffic signs, traffic signals, and pavement marking improvements throughout the City to minimize accident potential.
- Reduce intersection delays at signalized intersections through implementation of improved signal timing.
- To incorporate at least three (3) signalized intersections per year into the City’s computerized traffic signal system.
- Complete construction of Phase I of the Intelligent Transportation System (ITS) improvement by September of 2010.
- To complete the installation of four (4) traffic signal upgrades by September of 2010.

**EXPENDITURES**

	<b>ACTUAL 06-07</b>	<b>ACTUAL 07-08</b>	<b>AMENDED 08-09</b>	<b>ESTIMATED 08-09</b>	<b>ADOPTED 09-10</b>
Personnel Services	296,036	344,598	370,195	374,195	305,716
Materials & Supplies	8,603	12,408	15,007	5,712	12,623
Contractual Services	24,297	11,916	27,545	11,321	32,471
Other Charges	-	8	-	-	-
<b>Total</b>	<b>328,936</b>	<b>368,930</b>	<b>412,747</b>	<b>391,228</b>	<b>350,810</b>

**PERSONNEL POSITION LISTING**

<b>DEPT</b>	<b>DIV</b>	<b>AUTH #</b>	<b>POSITION NO.</b>	<b>GRADE</b>	<b>POSITION TITLE</b>	<b>09-10 ADOPTED ANNUAL RATE</b>
26	11	17	40454	R32	CONSTRUCTION INSPECTOR	36,629
26	11	12	41888	R32	ENGINEERING ASSISTANT	37,814
26	11	2	35024	R40	ENGINEERING ASSOCIATE II (AT 50%)	33,196
26	11	3	35024	R40	ENGINEERING ASSOCIATE II	55,182
26	11	2	40465	R36	ENGINEERING TECHNICIAN II	56,097
<b>TOTAL COUNT</b>			<b>5</b>		<b>TOTAL SALARIES</b>	<b>218,918</b>

FUND NUMBER/NAME  
DEPARTMENT NAME  
DEPARTMENT NUMBER  
DIVISION NUMBER

101 GENERAL FUND  
TRANSPORTATION  
26 TRAFFIC  
11 ENGINEERING

PERFORMANCE MEASURES

	ACTUAL 06-07	ACTUAL 07-08	ESTIMATED 08-09	ADOPTED 09-10
<b>Workload Measures</b>				
<i>Inputs</i>				
Number of full time equivalent (FTE)-signal timing & synchronization	.40	.40	.31	.31
Number of full time equivalent (FTE)-drafting, design, utility coordination & work orders	.38	.48	1.57	1.25
Number of full time equivalent (FTE)- speed hump requests	.30	.30	.52	.35
Number of full time equivalent (FTE)-subdivision plan review/comment	.73	.83	.45	.30
Number of full time equivalent (FTE)-traffic studies	.70	.78	1.09	1.00
Number of full time equivalent (FTE)-subdivision inspection	.70	.72	.67	.60
Number of full time equivalent (FTE)- traffic safety support work	0	.03	1.17	.40
Number of full time equivalent (FTE)-traffic signal network/tmc	0	0	.4	.10
<i>Outputs</i>				
Number of traffic signals	228	231	235	235
Number of signals timed or synchronized	54	52	53	53
Number of designs prepared	140	138	140	140
Number of work orders issued	37	60	85	85
Number of speed hump requests evaluated	9	20	15	15
Number of subdivision plans reviewed	143	145	145	145
Number or traffic studies conducted (in-house)	16	21	19	19
Number of subdivision final inspection	39	43	41	41
Number of subdivisions approval requests	143	145	145	145
<b>Efficiency Measures</b>				
Number of signals synchronized per FTE	135	130	171	171
Number of designs prepared and work orders issued per FTE	468	413	143	180
Number of speed hump requests evaluated/ FTE	30	67	28	43
Number of subdivisions plans reviewed/ FTE	196	175	322	483
Number of traffic studies conducted/FTE	23	27	17	19
Number of subdivisions inspected/ FTE	56	59	61	68
<b>Effectiveness Measures</b>				
% of signals timed or synchronized	24%	23%	23%	23%

FUND NUMBER/NAME	101 GENERAL FUND
DEPARTMENT NAME	TRANSPORTATION
DEPARTMENT NUMBER	26 TRAFFIC
DIVISION NUMBER	13 SIGNALS

**MISSION**

Provide safe and efficient pedestrian and vehicular traffic movement to the public and minimize risk of liability to the City.

**OBJECTIVES & PLANNED ACCOMPLISHMENTS**

- Maintain traffic signal and other warning flashing beacon equipment in good operating condition at all times.
- Provide proper training to Staff to reduce traffic signal and flashing equipment repair times.
- To maintain an on-going preventive maintenance program by performing at least one (1) preventive and one (1) routine maintenance field visit for each traffic signal and each flashing beacon within the City of Laredo by September 30<sup>th</sup>.
- To reduce the number of emergency maintenance calls by September 30<sup>th</sup>.

**EXPENDITURES**

	ACTUAL 06-07	ACTUAL 07-08	AMENDED 08-09	ESTIMATED 08-09	ADOPTED 09-10
Personnel Services	333,317	355,459	371,698	364,362	343,080
Materials & Supplies	208,171	233,502	217,374	199,318	248,286
Contractual Services	278,811	283,476	314,860	312,758	241,982
Capital Outlay	-	-	10,200	10,200	-
<b>Total</b>	820,299	872,437	914,132	886,638	833,348

**PERSONNEL POSITION LISTING**

DEPT	DIV	AUTH #	POSITION NO.	GRADE	POSITION TITLE	09-10 ADOPTED ANNUAL RATE
26	13	2	70000	R33	TRAFFIC SIGNAL SPECIALIST	50,981
26	13	1	71968	R34	TRAFFIC SIGNAL SUPERVISOR	43,867
26	13	1	40084	R29	TRAFFIC SIGNAL TECHNICIAN I	30,971
26	13	2	40084	R29	TRAFFIC SIGNAL TECHNICIAN I	25,979
26	13	4	40084	R29	TRAFFIC SIGNAL TECHNICIAN I	25,459
26	13	20	40084	R29	TRAFFIC SIGNAL TECHNICIAN I	36,379
26	13	1	15031	R37	TRAFFIC SIGNAL,SIGNS/MARK SUPT (AT 34%)	16,852
<b>TOTAL COUNT</b>			<b>7</b>		<b>TOTAL SALARIES</b>	<b>230,489</b>

FUND NUMBER/NAME	101 GENERAL FUND
DEPARTMENT NAME	TRANSPORTATION
DEPARTMENT NUMBER	26 TRAFFIC
DIVISION NUMBER	13 SIGNALS

PERFORMANCE MEASURES

	ACTUAL 06-07	ACTUAL 07-08	ESTIMATED 08-09	ADOPTED 09-10
<b>Workload Measures</b>				
<i>Inputs</i>				
Number of full-time equivalent employees (FTE) Emergency traffic signal and flashing beacon repairs	.40	.40	.40	.40
Number of full-time equivalent employees (FTE) Traffic Signal and Flashing Beacon Preventive Maintenance Orders	2.85	2.85	2.85	2.85
Number of Traffic Signals and Flashing Beacons	411	421	433	440
Number of LED Bulbs	4,348	4,476	4,948	5,100
Number of Incandescent Bulbs	4,950	5,000	4,900	4,800
Number of Traffic Signals/Beacon Signal Preventive Maintenance Orders Recommended Annually	786	831	866	827
Number of full-time equivalents (FTE) Loop Detector Reconstruction	1	1	1	1
Number of full-time equivalents (FTE) Signalized Intersection Upgrades	.75	1	1	1
Total Cost of All Emergency Traffic Signal and Flashing Beacons Repairs	53,650	45,929	43,552	47,710
Total Cost of All Incandescent Bulbs Replaced	37,000	28,597	76,331	47,110
Total Cost of Loop Detectors Reconstructed	24,800	35,000	69,000	42,991
<i>Outputs</i>				
Number of Emergency Traffic Signal and Flashing Beacons Repaired	725	584	275	350
Number of incandescent bulbs replaced (Emergency repairs only)	250	155	114	173
Number of Incandescent bulbs replaced (Maintenance)	3,200	2,272	3,447	2,983
Number of LED Bulbs Repaired/Replaced	120	176	333	209
Number of Traffic Loop Detectors Reconstructed	120	140	86	115
Number of Traffic Signal and Flashing Beacon Preventive Maintenance Orders – Completed	620	992	688	760

FUND NUMBER/NAME	101 GENERAL FUND
DEPARTMENT NAME	TRANSPORTATION
DEPARTMENT NUMBER	26 TRAFFIC
DIVISION NUMBER	13 SIGNALS

PERFORMANCE MEASURES – CONTINUED

<b>Efficiency Measures</b>				
Number of emergency Traffic Signals and Flashing Beacons repaired per FTE	1,813	1,460	522	1,265
Number of Traffic Signal and Flashing Beacon preventive maintenance orders completed per FTE	218	348	259	266
Number of traffic loop detectors Reconstructed per FTE	120	140	86	115
Cost per incandescent bulb replaced	10.73	11.78	21.43	14.92
Cost per loop detector reconstructed	207	250	802	374
Cost per emergency traffic signal and flashing beacon repair	74	79	158	94
<b>Effectiveness Measures</b>				
% of traffic signal and flashing beacon preventive maintenance orders completed	78	120	79	92
% of emergency traffic signals and flashing beacon repairs	176	138	64	79
% of incandescent bulbs replaced (Emergency)	5	3	2	3
% of LED bulbs repaired or replaced	2	4	6	4

FUND NUMBER/NAME	101 GENERAL FUND
DEPARTMENT NAME	TRANSPORTATION
DEPARTMENT NUMBER	26 TRAFFIC
DIVISION NUMBER	14 SIGNS

**MISSION**

To effectively maintain the City’s traffic control sign system in order to safely guide motorists and pedestrians using our roadways by minimizing accident potential and, therefore, the risk of liability to the City.

**OBJECTIVES & PLANNED ACCOMPLISHMENTS**

- Inspect and identify traffic sign obstruction and sign maintenance needs throughout the City.
- Improve the sign preventive maintenance program.
- Initiate a sign inventory process in order to accurately determine their maintenance needs by September 30<sup>th</sup>.

**EXPENDITURES**

	ACTUAL 06-07	ACTUAL 07-08	AMENDED 08-09	ESTIMATED 08-09	ADOPTED 09-10
Personnel Services	204,216	250,418	238,811	202,500	242,415
Materials & Supplies	74,756	144,338	153,326	146,988	149,093
Contractual Services	15,294	23,046	16,806	15,706	27,217
Other Charges	-	2	-	-	-
<b>Total</b>	294,266	417,804	408,943	365,194	418,725

**PERSONNEL POSITION LISTING**

DEPT	DIV	AUTH #	POSITION NO.	GRADE	POSITION TITLE	09-10 ADOPTED ANNUAL RATE
26	14	2	80007	R27	SIGN/MARKING MAINT. WORKER	37,066
26	14	4	80007	R27	SIGN/MARKING MAINT. WORKER	20,654
26	14	5	80007	R27	SIGN/MARKING MAINT. WORKER	21,486
26	14	6	80007	R27	SIGN/MARKING MAINT. WORKER	27,747
26	14	7	80007	R27	SIGN/MARKING MAINT. WORKER	20,654
26	14	1	40021	R31	TRAFFIC SIGNS/MARKINGS SUPVR. (AT 50%)	13,156
26	14	1	15031	R37	TRAFFIC SIGNAL,SIGNS/MARK SUPT (AT 33%)	16,357
<b>TOTAL COUNT</b>			<b>7</b>		<b>TOTAL SALARIES</b>	<b>157,121</b>

FUND NUMBER/NAME	101 GENERAL FUND
DEPARTMENT NAME	TRANSPORTATION
DEPARTMENT NUMBER	26 TRAFFIC
DIVISION NUMBER	14 SIGNS

PERFORMANCE MEASURES

	ACTUAL 06-07	ACTUAL 07-08	ESTIMATED 08-09	ADOPTED 09-10
<b>Workload Measures</b>				
<i>Inputs</i>				
Number of full-time equivalent employees (FTE) – emergency traffic sign repair	.25	.25	.25	.25
Number of full-time equivalent employees (FTE) – Traffic Sign Maintenance (Preventive)	3.5	3.5	3.5	3.5
Total cost of emergency sign repair	\$ 17,728	\$19,364	\$19,506	\$19,500
<i>Outputs</i>				
Number of emergency traffic sign repair calls	503	504	583	530
Number of traffic signs preventive maintenance orders	2,073	2,200	1,824	2,050
<b>Efficiency Measures</b>				
Number of emergency traffic signs calls per FTE	2,012	2,016	2,232	2,120
Number of traffic signs maintained per FTE (Preventive)	592	629	521	585
Cost per emergency traffic sign repair	\$35	\$38	\$33	\$37

FUND NUMBER/NAME	101 GENERAL FUND
DEPARTMENT NAME	TRANSPORTATION
DEPARTMENT NUMBER	26 TRAFFIC
DIVISION NUMBER	22 MARKINGS

**MISSION**

To provide the visual transportation of the roadway surface for drivers to be able to steer a vehicle safely in a variety of situations, as well as for pedestrians crossing the street, to reduce accident potential and the associated risk of liability to the City.

**OBJECTIVES & PLANNED ACCOMPLISHMENTS**

- To guide and regulate the movement of pedestrian and vehicular traffic in order to provide for orderly traffic flow.
- To provide adequate traffic signs that will clearly inform drivers of prohibited parking areas.
- To effectively convey visual information needed by drivers in a clear and understandable manner.
- To adequately inform drivers of pedestrian and railroad crossing areas to minimize the risk of accidents.
- To implement a more aggressive preventive pavement marking maintenance schedule to improve visibility at all times by September 30<sup>th</sup>.

**EXPENDITURES**

	ACTUAL 06-07	ACTUAL 07-08	AMENDED 08-09	ESTIMATED 08-09	ADOPTED 09-10
Personnel Services	173,114	188,233	199,395	142,900	153,803
Materials & Supplies	51,348	137,110	96,405	76,100	97,472
Contractual Services	10,386	7,229	16,046	15,046	20,941
Capital Outlay	-	19,688	-	-	-
<b>Total</b>	234,848	352,260	311,846	234,046	272,216

**PERSONNEL POSITION LISTING**

DEPT	DIV	AUTH #	POSITION NO.	GRADE	POSITION TITLE	09-10 ADOPTED ANNUAL RATE
26	22	2	80000	R30	PAVEMENT MARKING SPECIALIST	25,563
26	22	1	80007	R27	SIGN/MARKING MAINT. WORKER	21,486
26	22	3	80007	R27	SIGN/MARKING MAINT. WORKER	21,486
26	22	1	15031	R37	TRAFFIC SIGNAL,SIGNS/MARK SUPT (AT 33%)	16,357
26	22	1	40021	R31	TRAFFIC CONTROL SIGNS/MKG SUPV (AT 50%)	13,156
<b>TOTAL COUNT</b>			<b>5</b>		<b>TOTAL SALARIES</b>	<b>98,049</b>



FUND NUMBER/NAME	101 GENERAL FUND
DEPARTMENT NAME	TRANSPORTATION
DEPARTMENT NUMBER	26 TRAFFIC
DIVISION NUMBER	22 MARKINGS

PERFORMANCE MEASURES

	ACTUAL 06-07	ACTUAL 07-08	ESTIMATED 08-09	ADOPTED 09-10
<b>Workload Measures</b>				
<i>Inputs</i>				
Number of full-time equivalent employees (FTE) – linear feet striping	2	2	2	2
Number of full time equivalent employees (FTE) – crosswalk and railroad crossing striping	3	3	3	3
Total cost of linear feet striped	\$90,000	\$98,000	\$126,190	\$128,000
Total cost of crosswalks and railroad crossings striped	\$44,760	\$33,025	\$30,425	\$32,000
<i>Outputs</i>				
Number of linear feet (streets) striped	1,250,000	950,000	960,000	980,000
Number of crosswalks and railroad crossings striped	620	725	750	760
<b>Efficiency Measures</b>				
Number of linear feet (streets) striped per FTE	625,000	475,000	480,000	490,000
Number of crosswalks striped per FTE	207	242	250	253
Cost per linear foot striped	.14	.20	.26	.26
Cost per crosswalk and railroad crossings striped	\$72	\$46	\$41	\$42

FUND NUMBER	101 GENERAL FUND
DEPARTMENT NAME	TRANSPORTATION
DEPARTMENT NUMBER	26 TRAFFIC
DIVISION NUMBER	50 STREET LIGHTING

**MISSION**

To adequately illuminate intersections and major roadways within the City of Laredo for pedestrian and vehicular safety.

**OBJECTIVES & PLANNED ACCOMPLISHMENTS**

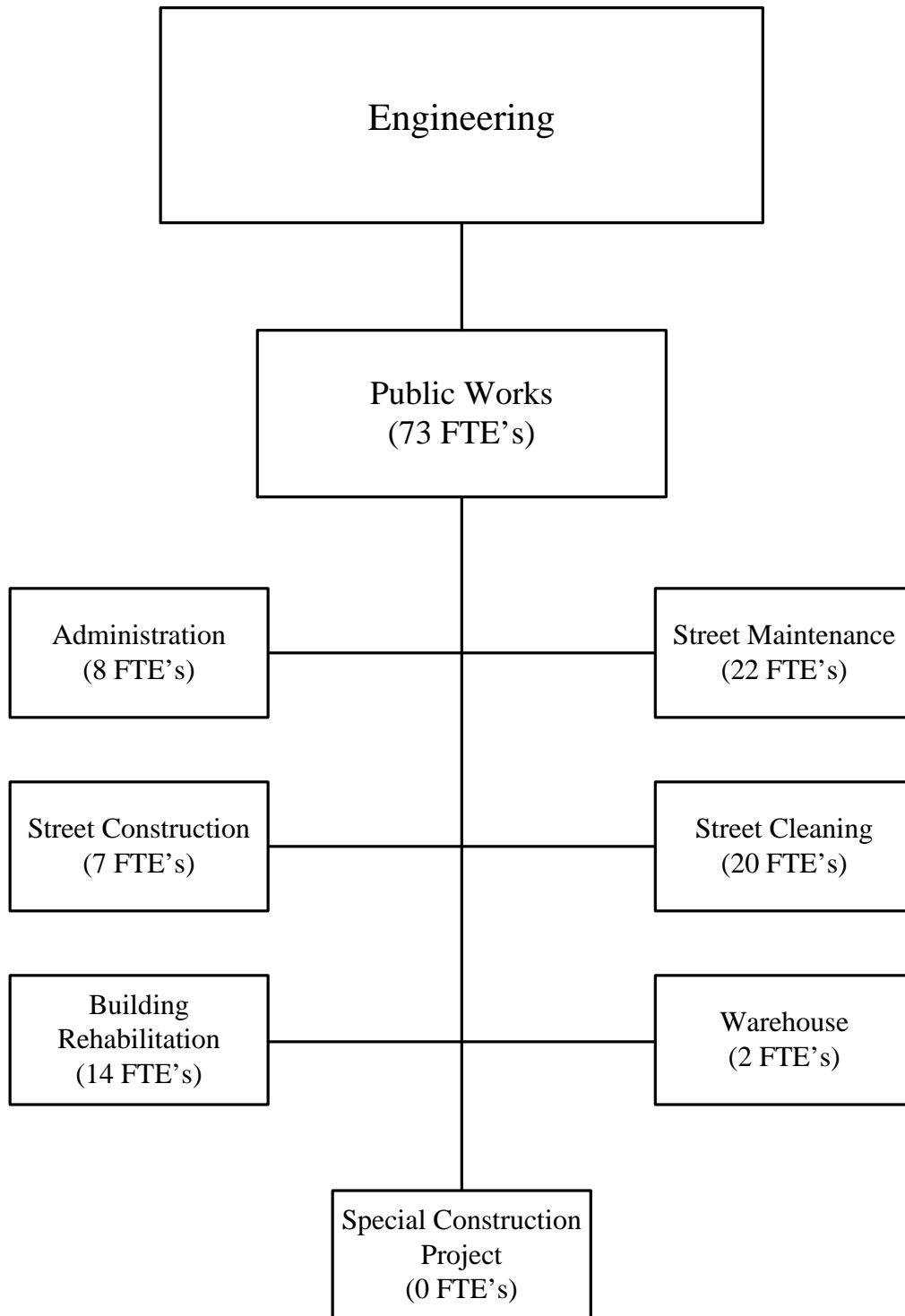
- Review all subdivision plans for compliance of street light ordinances.
- Coordinate closely with AEP for processing proposals for the installation and upgrade of streetlights in a timely manner.
- To monitor streetlights and report any malfunctions to AEP in order to minimize down time.

**EXPENDITURES**

	ACTUAL 06-07	ACTUAL 07-08	AMENDED 08-09	ESTIMATED 08-09	ADOPTED 09-10
Materials & Supplies	22,372	36,536	56,098	56,098	55,000
Contractual Services	2,186,177	2,071,861	2,300,000	2,100,000	1,692,263
<b>Total</b>	2,208,549	2,108,397	2,356,098	2,156,098	1,747,263

**PERFORMANCE MEASURES**

	ACTUAL 06-07	ACTUAL 07-08	ESTIMATED 08-09	ADOPTED 09-10
<b>Workload Measures</b>				
<i>Inputs</i>				
Total operating budget for street lights	2,208,549	2,108,397	2,356,098	1,747,263
<i>Outputs</i>				
Number of street lights in inventory	12,400	12,800	13,000	13,200
Number of street light requests investigated	20	20	20	25
Number of street light proposals reports processed	28	34	85	60
Number of new street lights installed (excluded new subdivisions)	45	70	44	50
Number of outages reported	525	545	1,094	600
<b>Efficiency Measures</b>				
Average operating cost per street light in inventory	\$178	\$170	\$181	\$132



FUND NUMBER	101 GENERAL FUND
DEPARTMENT NAME	ENGINEERING
DEPARTMENT NUMBER	27 PUBLIC WORKS
DIVISION NUMBER	10 ADMINISTRATION

### MISSION

The purpose of the Administration Division is to direct, supervise and support the daily operations of the Public Works Department.

### OBJECTIVES & PLANNED ACCOMPLISHMENTS

- To manage, supervise and support all divisions within the Public Works Department in a productive and efficient manner.
- To properly account for all expenses.
- To have staff attend training sessions related to administration and computers.
- To improve customer service by providing prompt service to all complaints and requests.
- To complete all projects in a timely manner and within budget.
- To properly route all material and equipment purchases.
- To handle all personnel problems and vacancies in a timely manner.

### EXPENDITURES

	ACTUAL 06-07	ACTUAL 07-08	AMENDED 08-09	ESTIMATED 08-09	ADOPTED 09-10
Personnel Services	519,398	518,240	501,895	501,895	509,254
Materials & Supplies	19,745	16,231	27,532	25,855	30,532
Contractual Services	194,694	200,465	239,544	233,044	227,919
Other Charges	-	5	12,070	-	-
<b>Total</b>	<b>733,837</b>	<b>734,941</b>	<b>781,041</b>	<b>760,794</b>	<b>767,705</b>

### PERSONNEL POSITION LISTING

DEPT	DIV	AUTH #	POSITION NO.	GRADE	POSITION TITLE	09-10 ADOPTED ANNUAL RATE
27	10	59	20014	R32	ADMINISTRATIVE ASSISTANT I	39,853
27	10	8	20013	R27	CLERK III	42,370
27	10	17	20011	R28	CLERK IV	29,890
27	10	1	15001	R37	CONSTRUCTION SUPERINTENDENT	53,539
27	10	140	80288	R23	CUSTODIAN (AT 50%)	8,757
27	10	141	40006	R36	GEOGRAPHIC INFO SYSTEM ANALYST	44,117
27	10	1	15034	R41	PUBLIC WORKS MANAGER	106,599
27	10	59	20014	R32	ADMINISTRATIVE ASSISTANT I	39,853
<b>TOTAL COUNT</b>			<b>8</b>		<b>TOTAL SALARIES</b>	<b>368,908</b>

FUND NUMBER	101 GENERAL FUND
DEPARTMENT NAME	ENGINEERING
DEPARTMENT NUMBER	27 PUBLIC WORKS
DIVISION NUMBER	10 ADMINISTRATION

PERFORMANCE MEASURES

	ACTUAL 06-07	ACTUAL 07-08	ESTIMATED 08-09	ADOPTED 09-10
<b>Workload Measures</b>				
<i>Inputs</i>				
Number of full-time equivalent employees (FTE)	9.5	8.5	8.5	7.5
<i>Outputs</i>				
Total dollars managed*	6,994,250	6,180,170	6,823,658	6,855,555
<b>Efficiency Measures</b>				
Dollars managed per FTE	736,237	727,079	802,783	914,074

\*Total budget includes total expenditures in 101-2700's General Fund and 556 Solid Waste Creek Cleaning Division.

FUND NUMBER  
 DEPARTMENT NAME  
 DEPARTMENT NUMBER  
 DIVISION NUMBER

101 GENERAL FUND  
 ENGINEERING  
 27 PUBLIC WORKS  
 20 STREET MAINTENANCE

**MISSION**

The goal of the Street Maintenance Division is to make sure that all city streets are in appropriately safe traveling condition in order to maintain a safe and efficient movement of pedestrians, traffic, goods and emergency services.

**OBJECTIVES & PLANNED ACCOMPLISHMENTS**

- Minimize long-term damage to the city's street infrastructure.
- Evaluate the affordability and effectiveness of various application options for the improved performance of street pothole patching.
- Repair utility street cuts in a more responsive manner.
- Encourage better trench compaction in all city street cuts.
- Constantly train all employees involved in pothole patching.
- Minimize repeat repairs on all potholes.

**EXPENDITURES**

	ACTUAL 06-07	ACTUAL 07-08	AMENDED 08-09	ESTIMATED 08-09	ADOPTED 09-10
Personnel Services	723,337	693,811	841,146	841,146	736,905
Materials & Supplies	375,093	308,159	383,109	382,977	358,055
Contractual Services	104,638	103,420	125,121	125,121	148,531
Other Charges	1,087	21	-	-	-
Capital Outlay	131,455	-	-	-	-
<b>Total</b>	1,335,610	1,105,411	1,349,376	1,349,244	1,243,491

**PERSONNEL POSITION LISTING**

DEPT	DIV	AUTH #	POSITION NO.	GRADE	POSITION TITLE	09-10 ADOPTED ANNUAL RATE
27	20	31	70201	R28	CARPENTER	37,336
27	20	1	70465	R27	HEAVY EQUIPMENT OPERATOR	31,013
27	20	2	70465	R27	HEAVY EQUIPMENT OPERATOR	30,306
27	20	3	70465	R27	HEAVY EQUIPMENT OPERATOR (Unfunded)	-
27	20	6	70465	R27	HEAVY EQUIPMENT OPERATOR (Unfunded)	-
27	20	7	70465	R27	HEAVY EQUIPMENT OPERATOR	22,734

FUND NUMBER  
DEPARTMENT NAME  
DEPARTMENT NUMBER  
DIVISION NUMBER

101 GENERAL FUND  
ENGINEERING  
27 PUBLIC WORKS  
20 STREET MAINTENANCE

PERSONNEL POSITION LISTING - CONTINUED

DEPT	DIV	AUTH #	POSITION NO.	GRADE	POSITION TITLE	09-10 ADOPTED ANNUAL RATE
27	20	1	81988	R26	HEAVY TRUCK DRIVER	35,568
27	20	2	81988	R26	HEAVY TRUCK DRIVER	20,238
27	20	3	81988	R26	HEAVY TRUCK DRIVER	24,773
27	20	4	81988	R26	HEAVY TRUCK DRIVER	20,238
27	20	5	81988	R26	HEAVY TRUCK DRIVER	20,238
27	20	6	81988	R26	HEAVY TRUCK DRIVER	20,238
27	20	7	81988	R26	HEAVY TRUCK DRIVER	20,238
27	20	8	81988	R26	HEAVY TRUCK DRIVER	20,238
27	20	43	81988	R26	HEAVY TRUCK DRIVER	28,683
27	20	84	81988	R26	HEAVY TRUCK DRIVER	20,238
27	20	1	81101	R23	LABORER	17,514
27	20	2	81101	R23	LABORER	21,278
27	20	40	81101	R23	LABORER	26,437
27	20	238	81101	R23	LABORER	26,499
27	20	8	71888	R32	MASTER ELECTRICIAN	32,136
27	20	1	81988	R26	HEAVY TRUCK DRIVER	35,568
<b>TOTAL COUNT</b>			<b>22</b>		<b>TOTAL SALARIES</b>	<b>475,946</b>

FUND NUMBER  
DEPARTMENT NAME  
DEPARTMENT NUMBER  
DIVISION NUMBER

101 GENERAL FUND  
ENGINEERING  
27 PUBLIC WORKS  
20 STREET MAINTENANCE

PERFORMANCE MEASURES

	ACTUAL 06-07	ACTUAL 07-08	ESTIMATED 08-09	ADOPTED 09-10
<b>Workload Measures</b>				
<i>Input</i>				
Number of pothole patching crews	5	5	7	5
Total budget - repairs	1,335,610	1,126,792	1,347,623	1,243,491
<i>Outputs</i>				
Number of potholes patched	18,739	21,292	29,808	25,432
Square feet of potholes patched	125,097	325,389	455,545	351,946
Number of utility service cuts patched	61	217	304	538
Square feet of utility service cuts patched	8,462	23,650	33,110	78,234
Total square feet patched (potholes and utility service cuts)	133,559	349,039	488,655	430,180
<b>Efficiency Measures</b>				
Cost per square foot of patching	10.00	3.22	2.74	2.89
Square feet of patching per crew	26,712	69,808	69,808	86,036



FUND NUMBER	101 GENERAL FUND
DEPARTMENT NAME	ENGINEERING
DEPARTMENT NUMBER	27 PUBLIC WORKS
DIVISION NUMBER	30 STREET CONSTRUCTION

**MISSION**

The purpose of the Street Construction Division is to make sure that all city streets, sidewalks, curbs, gutters and valley gutters throughout the city streets are in appropriately safe traveling condition for all motor vehicles allowing for the efficient movement of pedestrians, traffic, goods and emergency services.

**OBJECTIVES & PLANNED ACCOMPLISHMENTS**

- To manage, supervise and support all divisions within the Public Works Department in a productive and efficient manner.
- To properly account for all expenses.
- To have staff attend training sessions related to administration and computers.
- To improve customer service by providing prompt service to all complaints and requests.
- To complete all projects in a timely manner and within budget.
- To properly route all material and equipment purchases.
- To handle all personnel problems and vacancies in a timely manner.

**EXPENDITURES**

	ACTUAL 06-07	ACTUAL 07-08	AMENDED 08-09	ESTIMATED 08-09	ADOPTED 09-10
Personnel Services	124,995	222,158	283,317	283,317	290,407
Materials & Supplies	523,266	494,480	619,255	607,474	388,030
Contractual Services	239,443	219,823	260,729	260,729	381,395
Other Charges	34,399	54,682	-	-	-
<b>Total</b>	922,103	991,143	1,163,301	1,151,520	1,059,832

**PERSONNEL POSITION LISTING**

DEPT	DIV	AUTH #	POSITION NO.	GRADE	POSITION TITLE	09-10 ADOPTED ANNUAL RATE
27	30	16	70221	R28	CEMENT FINISHER	27,893
27	30	10	81988	R26	HEAVY TRUCK DRIVER	33,197
27	30	40	81988	R26	HEAVY TRUCK DRIVER	25,043
27	30	50	81988	R26	HEAVY TRUCK DRIVER	20,238
27	30	63	81988	R26	HEAVY TRUCK DRIVER	27,893
27	30	4	81101	R23	LABORER	24,274
27	30	23	81101	R23	LABORER	21,278
<b>TOTAL COUNT</b>			<b>7</b>		<b>TOTAL SALARIES</b>	<b>179,816</b>

FUND NUMBER	101 GENERAL FUND
DEPARTMENT NAME	ENGINEERING
DEPARTMENT NUMBER	27 PUBLIC WORKS
DIVISION NUMBER	30 STREET CONSTRUCTION

PERFORMANCE MEASURES

	ACTUAL 06-07	ACTUAL 07-08	ESTIMATED 08-09	ADOPTED 09-10
<b>Workload Measures</b>				
<i>Inputs</i>				
Total project budget	922,103	1,042,504	1,154,671	1,059,832
<i>Outputs</i>				
Number of projects completed under \$15,000	65	126	138	136
Number of projects completed over \$15,000	14	51	56	35
<b>Efficiency Measures</b>				
% of projects completed within budget (under and over \$15,000)	95	95	95	95
<b>Effectiveness Measures</b>				
% of projects constructed on schedule	95	95	95	95

FUND NUMBER

101 GENERAL FUND

DEPARTMENT NAME

ENGINEERING

DEPARTMENT NUMBER

27 PUBLIC WORKS

DIVISION NUMBER

40 STREET CLEANING

**MISSION**

The mission of the Street Cleaning Division is to keep all city streets and sidewalks free of debris in order to keep them aesthetically pleasing for all motor vehicles and pedestrians.

**OBJECTIVES & PLANNED ACCOMPLISHMENTS**

- Maintain a street cleaning operation with the proper manpower and equipment necessary to keep the streets of Laredo as clean as possible.
- Set-up a schedule where all major thoroughfares, arterial and collector streets are cleaned in a systematic fashion.
- To continue with the weed cleaning operation along city street curbs and gutters with the use of environmentally acceptable herbicides.
- Keep the downtown streets and sidewalks clean of debris seven days of the year.

**EXPENDITURES**

	<b>ACTUAL 06-07</b>	<b>ACTUAL 07-08</b>	<b>AMENDED 08-09</b>	<b>ESTIMATED 08-09</b>	<b>ADOPTED 09-10</b>
Personnel Services	631,423	811,308	878,142	578,142	858,586
Materials & Supplies	62,613	160,941	119,246	106,477	186,027
Contractual Services	221,068	220,896	191,968	191,968	256,986
Other Charges	2,657	13	-	-	-
<b>Total</b>	<b>917,761</b>	<b>1,193,158</b>	<b>1,189,356</b>	<b>876,587</b>	<b>1,301,599</b>

**PERSONNEL POSITION LISTING**

<b>DEPT</b>	<b>DIV</b>	<b>AUTH #</b>	<b>POSITION NO.</b>	<b>GRADE</b>	<b>POSITION TITLE</b>	<b>09-10 ADOPTED ANNUAL RATE</b>
27	40	235	70221	R28	CEMENT FINISHER	26,270
27	40	54	70465	R27	HEAVY EQUIPMENT OPERATOR	30,139
27	40	56	70465	R27	HEAVY EQUIPMENT OPERATOR	24,669
27	40	58	70465	R27	HEAVY EQUIPMENT OPERATOR	27,394
27	40	62	70465	R27	HEAVY EQUIPMENT OPERATOR	26,541
27	40	87	70465	R27	HEAVY EQUIPMENT OPERATOR	35,173

FUND NUMBER  
 DEPARTMENT NAME  
 DEPARTMENT NUMBER  
 DIVISION NUMBER

101 GENERAL FUND  
 ENGINEERING  
 27 PUBLIC WORKS  
 40 STREET CLEANING

PERSONNEL POSITION LISTING - CONTINUED

DEPT	DIV	AUTH #	POSITION NO.	GRADE	POSITION TITLE	09-10 ADOPTED ANNUAL RATE
27	40	88	70465	R27	HEAVY EQUIPMENT OPERATOR	36,254
27	40	89	70465	R27	HEAVY EQUIPMENT OPERATOR	30,264
27	40	236	70465	R27	HEAVY EQUIPMENT OPERATOR	23,650
27	40	237	70465	R27	HEAVY EQUIPMENT OPERATOR	23,650
27	40	238	70465	R27	HEAVY EQUIPMENT OPERATOR	23,650
27	40	239	70465	R27	HEAVY EQUIPMENT OPERATOR	23,650
27	40	240	70465	R27	HEAVY EQUIPMENT OPERATOR	23,650
27	40	241	70465	R27	HEAVY EQUIPMENT OPERATOR	22,734
27	40	51	81101	R23	LABORER	32,157
27	40	53	81101	R23	LABORER (Unfunded)	-
27	40	7	81138	R25	LIGHT EQUIPMENT OPERATOR	19,302
27	40	1	70881	R32	STREET CLEANING SUPERVISOR	49,026
27	40	55	71884	R32	STREET CONSTRUCTION SUPERVISOR	42,786
27	40	57	71884	R32	STREET CONSTRUCTION SUPERVISOR	43,638
<b>TOTAL COUNT</b>			<b>20</b>		<b>TOTAL SALARIES</b>	<b>564,595</b>

PERFORMANCE MEASURES

	ACTUAL 06-07	ACTUAL 07-08	ESTIMATED 08-09	ADOPTED 09-10
<b>Workload Measures</b>				
<i>Inputs</i>				
Total operating budget	917,761	1,102,742	1,189,263	1,301,599
<i>Outputs</i>				
Number of lane miles swept	18,720	32,760	32,760	37,440
<b>Efficiency Measures</b>				
Cost per lane of mile swept	49.03	33.66	36.30	34.76
<b>Effectiveness Measures</b>				
% of streets swept as scheduled	80	80	80	80

FUND NUMBER	101 GENERAL FUND
DEPARTMENT NAME	ENGINEERING
DEPARTMENT NUMBER	27 PUBLIC WORKS
DIVISION NUMBER	70 BUILDING REHABILITATION

## MISSION

The purpose of the Building Rehabilitation Division is to maintain all city buildings in a satisfactory state of repair.

## OBJECTIVES & PLANNED ACCOMPLISHMENTS

- To make necessary repairs in an efficient and timely manner.
- To respond to service requests within forty-eight hours.
- To improve record-keeping and cost accounting for all building repairs.
- To train and equip crews with the latest methods and procedures.

## EXPENDITURES

	ACTUAL 06-07	ACTUAL 07-08	AMENDED 08-09	ESTIMATED 08-09	ADOPTED 09-10
Personnel Services	580,046	600,422	692,202	692,202	715,118
Materials & Supplies	29,240	42,425	55,154	42,310	48,676
Contractual Services	21,766	28,587	32,997	32,997	26,356
Other Charges	2,605	-	-	-	-
<b>Total</b>	633,657	671,434	780,353	767,509	790,150

## PERSONNEL POSITION LISTING

DEPT	DIV	AUTH #	POSITION NO.	GRADE	POSITION TITLE	09-10 ADOPTED ANNUAL RATE
27	70	2	70014	R31	AIR CONDITIONING MECHANIC	41,101
27	70	4	70014	R31	AIR CONDITIONING MECHANIC	32,136
27	70	2	70201	R28	CARPENTER	41,122
27	70	8	70201	R28	CARPENTER	21,902
27	70	23	70201	R28	CARPENTER	35,256
27	70	63	81101	R23	LABORER	29,682
27	70	144	81101	R23	LABORER	21,882
27	70	182	81101	R23	LABORER	23,733

FUND NUMBER	101 GENERAL FUND
DEPARTMENT NAME	ENGINEERING
DEPARTMENT NUMBER	27 PUBLIC WORKS
DIVISION NUMBER	70 BUILDING REHABILITATION

PERSONNEL POSITION LISTING - CONTINUED

DEPT	DIV	AUTH #	POSITION NO.	GRADE	POSITION TITLE	09-10 ADOPTED ANNUAL RATE
27	70	247	81101	R23	LABORER	22,901
27	70	3	71888	R32	MASTER ELECTRICIAN	48,859
27	70	1	71502	R28	PAINTER	29,931
27	70	1	70257	R34	PUBLIC BUILDINGS SUPERVISOR	57,824
27	70	6	71884	R32	STREET CONSTRUCTION SUPERVISOR	36,421
27	70	9	71884	R32	STREET CONSTRUCTION SUPERVISOR	43,680
<b>TOTAL COUNT</b>			<b>14</b>		<b>TOTAL SALARIES</b>	<b>486,429</b>

PERFORMANCE MEASURES

	ACTUAL 06-07	ACTUAL 07-08	ESTIMATED 08-09	ADOPTED 09-10
<b>Workload Measures</b>				
<i>Inputs</i>				
Number of full-time equivalent employees (FTE)	14	14	14	14
<i>Outputs</i>				
Number of work orders completed	878	900	950	980
<b>Efficiency Measures</b>				
Number of work orders per FTE	63	64	68	70
<b>Effectiveness Measures</b>				
% of repair work orders completed within 3 working days	85	85	85	95

FUND NUMBER	101 GENERAL FUND
DEPARTMENT NAME	ENGINEERING
DEPARTMENT NUMBER	27 PUBLIC WORKS
DIVISION NUMBER	80 WAREHOUSE

**MISSION**

The purpose of the Warehouse Division is to make sure all Public Works Divisions have the proper tools and equipment in order to be able to continue with all projects and daily operations and to make sure that all supplies and equipment are properly inventoried.

**OBJECTIVES & PLANNED ACCOMPLISHMENTS**

- That every Public Works crew has all the tools and supplies needed before they begin a task.
- To manage the warehouse in a professional fashion.
- To be able to issue any type of supply when it is needed.
- To be sensitive to employee needs for items needed.

**EXPENDITURES**

	ACTUAL 06-07	ACTUAL 07-08	AMENDED 08-09	ESTIMATED 08-09	ADOPTED 09-10
Personnel Services	63,317	79,875	81,391	81,391	83,133
Materials & Supplies	1,492	20,288	17,323	16,767	16,303
Contractual Services	(10,590)	3,829	5,186	5,186	5,427
Other Charges	383	5	-	-	-
<b>Total</b>	54,602	103,997	103,900	103,344	104,863

**PERSONNEL POSITION LISTING**

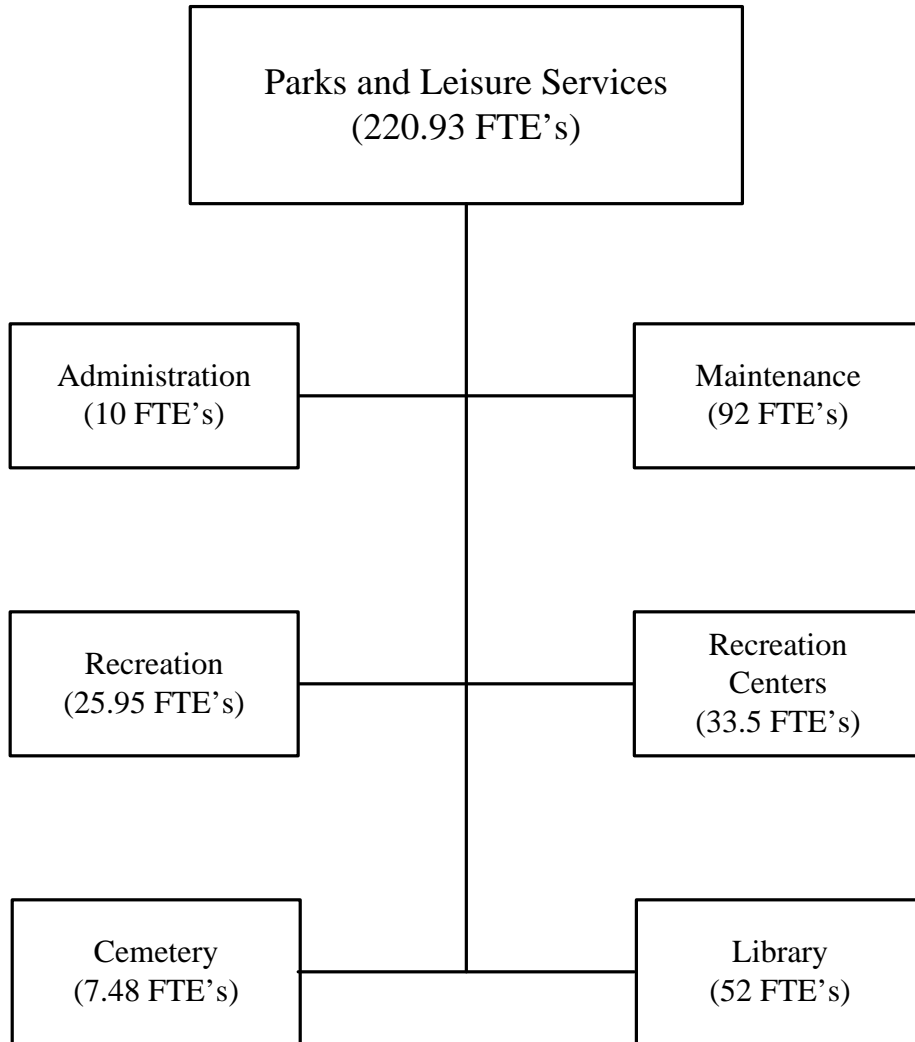
DEPT	DIV	AUTH #	POSITION NO.	GRADE	POSITION TITLE	09-10 ADOPTED ANNUAL RATE
27	80	8	22201	R25	WAREHOUSE CLERK	23,442
27	80	1	72202	R29	WAREHOUSE SUPERVISOR	30,389
TOTAL COUNT			2		TOTAL SALARIES	<b>53,830</b>

FUND NUMBER	101 GENERAL FUND
DEPARTMENT NAME	ENGINEERING
DEPARTMENT NUMBER	27 PUBLIC WORKS
DIVISION NUMBER	80 WAREHOUSE

PERFORMANCE MEASURES

	ACTUAL 06-07	ACTUAL 07-08	ESTIMATED 08-09	ADOPTED 09-10
<b>Workload Measures</b>				
<i>Inputs</i>				
Total budget	54,602	112,326	103,489	104,863
<i>Outputs</i>				
Number of purchase requisitions processed	388	372	400	421
<b>Efficiency Measures</b>				
Cost per purchase requisition processed	141	301.95	257.79	249.08





FUND NUMBER  
 DEPARTMENT NUMBER  
 DIVISION NUMBER

101 GENERAL FUND  
 31 PARKS & LEISURE SERVICES  
 10 ADMINISTRATION

**MISSION**

To provide administrative oversight and support in the proper planning, development and rehabilitation of the parks and recreation system as outlined in the Parks, Recreation and Open Space Master Plan and the City's adopted Capital Improvement Projects Plan in order to enhance the quality of life of the citizens of Laredo.

**OBJECTIVES & PLANNED ACCOMPLISHMENTS**

- To manage the design and development of ten (10) Capital Improvement Projects
- To develop a non-profit agency to assist in the solicitation of charitable donations and facilitate the submittal of grant applications.
- To submit a minimum of three (3) grant applications to state and federal agencies or other available funding sources.

**EXPENDITURES**

	ACTUAL 06-07	ACTUAL 07-08	AMENDED 08-09	ESTIMATED 08-09	ADOPTED 09-10
Personnel Services	443,837	470,210	466,200	428,396	432,952
Materials & Supplies	4,694	10,121	20,603	19,500	20,069
Contractual Services	109,692	77,859	65,672	65,172	57,174
Other Charges	-	-	55,808	-	-
Capital Outlay	56,071	-	-	-	-
<b>Total</b>	<b>614,294</b>	<b>558,190</b>	<b>608,283</b>	<b>513,068</b>	<b>510,195</b>

**PERSONNEL POSITION LISTING**

DEPT	DIV	AUTH #	POSITION NO.	GRADE	POSITION TITLE	09-10 ADOPTED ANNUAL RATE
31	10	34	20014	R32	ADMINISTRATIVE ASSISTANT I	32,157
31	10	100	20014	R32	ADMINISTRATIVE ASSISTANT I	34,362
31	10	11	15055	R41	ASS'T PARKS & LEISURE SVCS DIR	58,967
31	10	1	15019	R41	ASS'T. PARKS & RECREATION DIR.	64,750
31	10	282	20250	R23	CLERK I	21,736
31	10	138	80288	R23	CUSTODIAN	23,587
31	10	1	10416	R43	PARKS AND RECREATION DIRECTOR (at 50%)	47,144
31	10	17	41521	R28	PERSONNEL ASSISTANT I	28,891
<b>TOTAL COUNT</b>			<b>8</b>		<b>TOTAL SALARIES</b>	<b>311,593</b>

FUND NUMBER  
DEPARTMENT NUMBER  
DIVISION NUMBER

101 GENERAL FUND  
31 PARKS & LEISURE SERVICES  
15 PARKS MAINTENANCE

### MISSION

To enhance the quality of life in our City's neighborhoods by providing efficient and effective maintenance of all parks, plazas and recreational facilities.

### OBJECTIVES & PLANNED ACCOMPLISHMENTS

- To provide citizens with park facilities that are well maintained, physically attractive, safe and accessible.
- To properly maintain approximately one hundred and twenty (120) additional acreage.
- To enhance the physical attractiveness of Laredo by developing new parks and improve existing ones to include Haynes Recreation Center, and El Eden Recreation Center.
- To minimize vandalism in some problem area parks by providing adequate surveillance monitoring and other security measures including the further utilization of our anti-vandalism campaign.
- Assist in the maintenance of other public areas such as Municipal Court, Police and Bridge Department through inter department contracts.

### EXPENDITURES

	ACTUAL 06-07	ACTUAL 07-08	AMENDED 08-09	ESTIMATED 08-09	ADOPTED 09-10
Personnel Services	2,554,399	2,839,493	2,655,004	2,033,409	2,263,035
Materials & Supplies	390,953	516,655	567,999	440,996	555,184
Contractual Services	1,180,215	1,254,585	1,434,897	1,434,897	1,296,746
Other Charges	-	10	-	-	-
Capital Outlay	495	7,850	-	-	-
<b>Total</b>	<b>4,126,062</b>	<b>4,618,593</b>	<b>4,657,900</b>	<b>3,909,302</b>	<b>4,114,965</b>

### PERSONNEL POSITION LISTING

DEPT	DIV	AUTH #	POSITION NO.	GRADE	POSITION TITLE	09-10 ADOPTED ANNUAL RATE
31	15	247	20014	R32	ADMINISTRATIVE ASSISTANT I	30,909
31	15	5	70188	R34	BUILDING & GROUNDS SUPERVISOR (100% Bond Funded)	-
31	15	6	70188	R34	BUILDING & GROUNDS SUPERVISOR	36,046
31	15	107	70188	R34	BUILDING & GROUNDS SUPERVISOR	39,416
31	15	78	70189	R28	BUILDING MAINTENANCE MECHANIC	32,926
31	15	3	81966	R24	BUILDING MAINTENANCE WORKER	23,629
31	15	37	81966	R24	BUILDING MAINTENANCE WORKER (100% Bond Funded)	-
31	15	41	81966	R24	BUILDING MAINTENANCE WORKER (100% Bond Funded)	-
31	15	42	81966	R24	BUILDING MAINTENANCE WORKER (100% Bond Funded)	-
31	15	43	81966	R24	BUILDING MAINTENANCE WORKER (100% Bond Funded)	-
31	15	34	70201	R28	CARPENTER (100% Bond Funded)	-

FUND NUMBER  
DEPARTMENT NUMBER  
DIVISION NUMBER

101 GENERAL FUND  
31 PARKS & LEISURE SERVICES  
15 PARKS MAINTENANCE

PERSONNEL POSITION LISTING - CONTINUED

DEPT	DIV	AUTH #	POSITION NO.	GRADE	POSITION TITLE	09-10 ADOPTED ANNUAL RATE
31	15	35	70201	R28	CARPENTER	22,776
31	15	246	70201	R28	CARPENTER (100% Bond Funded)	-
31	15	17	70221	R28	CEMENT FINISHER (100% Bond Funded)	-
31	15	18	70221	R28	CEMENT FINISHER (100% Bond Funded)	-
31	15	19	70221	R28	CEMENT FINISHER (100% Bond Funded)	-
31	15	245	70221	R28	CEMENT FINISHER (100% Bond Funded)	-
31	15	97	20013	R27	CLERK III	22,734
31	15	2	15001	R37	CONSTRUCTION SUPERINTENDENT	11,383
31	15	9	70450	R28	ELECTRICIAN JOURNEYMAN	31,803
31	15	77	80666	R23	GROUNDSKEEPER	21,050
31	15	78	80666	R23	GROUNDSKEEPER	17,514
31	15	79	80666	R23	GROUNDSKEEPER	26,312
31	15	80	80666	R23	GROUNDSKEEPER	21,008
31	15	81	80666	R23	GROUNDSKEEPER	16,848
31	15	82	80666	R23	GROUNDSKEEPER	18,221
31	15	83	80666	R23	GROUNDSKEEPER	23,816
31	15	84	80666	R23	GROUNDSKEEPER	18,387
31	15	85	80666	R23	GROUNDSKEEPER	18,221
31	15	86	80666	R23	GROUNDSKEEPER	16,848
31	15	87	80666	R23	GROUNDSKEEPER	17,514
31	15	88	80666	R23	GROUNDSKEEPER	18,782
31	15	89	80666	R23	GROUNDSKEEPER	17,160
31	15	90	80666	R23	GROUNDSKEEPER	16,848
31	15	91	80666	R23	GROUNDSKEEPER	22,610
31	15	93	80666	R23	GROUNDSKEEPER	21,008
31	15	94	80666	R23	GROUNDSKEEPER	29,682
31	15	95	80666	R23	GROUNDSKEEPER	18,221
31	15	96	80666	R23	GROUNDSKEEPER	21,965
31	15	98	80666	R23	GROUNDSKEEPER	29,994
31	15	99	80666	R23	GROUNDSKEEPER	27,768
31	15	100	80666	R23	GROUNDSKEEPER	16,848
31	15	101	80666	R23	GROUNDSKEEPER	19,698
31	15	102	80666	R23	GROUNDSKEEPER	17,514
31	15	103	80666	R23	GROUNDSKEEPER	23,067
31	15	104	80666	R23	GROUNDSKEEPER	18,034
31	15	105	80666	R23	GROUNDSKEEPER	23,296
31	15	106	80666	R23	GROUNDSKEEPER	21,653
31	15	108	80666	R23	GROUNDSKEEPER (100% Bond Funded)	-

FUND NUMBER  
DEPARTMENT NUMBER  
DIVISION NUMBER

101 GENERAL FUND  
31 PARKS & LEISURE SERVICES  
15 PARKS MAINTENANCE

PERSONNEL POSITION LISTING - CONTINUED

DEPT	DIV	AUTH #	POSITION NO.	GRADE	POSITION TITLE	09-10 ADOPTED ANNUAL RATE
31	15	109	80666	R23	GROUNDSKEEPER	22,360
31	15	110	80666	R23	GROUNDSKEEPER	28,954
31	15	111	80666	R23	GROUNDSKEEPER	21,195
31	15	114	80666	R23	GROUNDSKEEPER	21,008
31	15	115	80666	R23	GROUNDSKEEPER	17,514
31	15	120	80666	R23	GROUNDSKEEPER	17,514
31	15	123	80666	R23	GROUNDSKEEPER	28,579
31	15	126	80666	R23	GROUNDSKEEPER	24,731
31	15	250	80666	R23	GROUNDSKEEPER	17,514
31	15	251	80666	R23	GROUNDSKEEPER	17,514
31	15	252	80666	R23	GROUNDSKEEPER	17,514
31	15	253	80666	R23	GROUNDSKEEPER	17,514
31	15	254	80666	R23	GROUNDSKEEPER	17,514
31	15	255	80666	R23	GROUNDSKEEPER	17,514
31	15	265	80666	R23	GROUNDSKEEPER	17,680
31	15	269	80666	R23	GROUNDSKEEPER	16,848
31	15	116	70465	R27	HEAVY EQUIPMENT OPERATOR (100% Bond Funded)	-
31	15	117	71897	R28	HEAVY EQUIPMENT OPERATOR (100% Bond Funded)	-
31	15	118	70465	R27	HEAVY EQUIPMENT OPERATOR	27,914
31	15	178	71888	R32	MASTER ELECTRICIAN	28,142
31	15	13	80610	R27	PARKS CREW LEADER	7,307
31	15	14	80610	R27	PARKS CREW LEADER	25,334
31	15	16	80610	R27	PARKS CREW LEADER	24,440
31	15	17	80610	R27	PARKS CREW LEADER	25,334
31	15	18	80610	R27	PARKS CREW LEADER	24,336
31	15	19	80610	R27	PARKS CREW LEADER	24,814
31	15	249	80610	R27	PARKS CREW LEADER	29,765
31	15	261	80610	R27	PARKS CREW LEADER	20,654
31	15	2	11503	R37	PARKS SUPERINTENDENT	58,551
31	15	4	70005	R34	REC. AND SPECIAL EVENTS COORD.	12,989
31	15	2	70092	R25	SMALL ENGINE MECHANIC	24,586
31	15	5	72221	R28	WELDER (100% Bond Funded)	-
<b>TOTAL COUNT</b>			<b>81</b>		<b>TOTAL SALARIES</b>	<b>1,487,138</b>

FUND NUMBER	101 GENERAL FUND
DEPARTMENT NUMBER	31 PARKS & LEISURE SERVICES
DIVISION NUMBER	15 PARKS MAINTENANCE

PERFORMANCE MEASURES

	ACTUAL 06-07	ACTUAL 07-08	ESTIMATED 08-09	ADOPTED 09-10
<b>Workload Measures</b>				
<i>Inputs</i>				
Number of FTE's – groundskeeper	44	46	54	53
Number of FTE's - building maintenance worker	4	4	4	5
<i>Outputs</i>				
Number of dedicated park acres maintained	564.39	564.39	579.61	645.61
Number of open space acres maintained	204.43	204.43	206.19	207.19
Number of adopt-a-park sites maintained	6	6	0	0
Street landscape acres maintained	4	4	4	4
Number of graffiti/vandalism reports and repairs completed	90	120	110	110
Number of picnic and play areas maintained	55	63	63	77
<b>Efficiency Measures</b>				
No. of dedicated park acres maintained per FTE – groundskeeper	12.82	12.26	10.73	12.18
No. of open space acres maintained per FTE – groundskeeper	4.64	4.44	3.81	3.90
No. of adopt-a-park sites maintained per FTE – groundskeeper	.14	.13	N/A	N/A
Street landscape acres maintained per FTE – groundskeeper	.09	.08	.07	.07
Number of graffiti/vandalism reports and repairs completed per FTE - building maintenance worker	22.5	30	27.5	22.0
<b>Effectiveness Measures</b>				
Average response time (days) for citizen complaints	1	1	1	1

FUND NUMBER	101 GENERAL FUND
DEPARTMENT NUMBER	31 PARKS & LEISURE SERVICES
DIVISION NUMBER	20 RECREATION

**MISSION**

To meet the diverse social, economical, cultural, and educational needs of the community through the implementation of seasonal and/or year round recreational programs, family activities and special events in order to improve the quality of life of all citizenry of Laredo.

**OBJECTIVES & PLANNED ACCOMPLISHMENTS**

- To diversify the current recreational programming to include at least one additional program for the elderly and physically challenged sectors of our community.
- Increase marketing efforts through media contacts and the utilization of the Public Access Channel as a resource to promote the department’s programs.
- Provide one additional instructional class at each pool site during the summer and year round at the Inner City Pool.
- To implement a year round swimming team that will represent the Parks and Leisure Services Department in local and area competitions.
- Increase attendance at the pool sites by at least ten percent by implementing innovative programming and special events.
- Organize at least four cultural evens to take place at the recreation centers or plazas in order to get citizens acquainted with the Parks and Leisure Services Department sites and plazas.

**EXPENDITURES**

	ACTUAL 06-07	ACTUAL 07-08	AMENDED 08-09	ESTIMATED 08-09	ADOPTED 09-10
Personnel Services	459,296	584,308	649,322	571,798	533,534
Materials & Supplies	42,749	94,054	98,054	92,564	100,326
Contractual Services	84,926	105,772	92,408	92,408	74,024
<b>Total</b>	586,971	784,134	839,784	756,770	707,884

**PERSONNEL POSITION LISTING**

DEPT	DIV	AUTH #	POSITION NO.	GRADE	POSITION TITLE	09-10 ADOPTED ANNUAL RATE
31	20	1	60011	R28	AQUATIC SUPERVISOR	31,200
31	20	332	25011	R23	CLERK I (SEASONAL)	4,455
31	20	333	25011	R23	CLERK I (SEASONAL)	4,455
31	20	334	25011	R23	CLERK I (SEASONAL)	4,455
31	20	335	25011	R23	CLERK I (SEASONAL)	4,719
31	20	336	25011	R23	CLERK I (SEASONAL)	4,455
31	20	37	61140	R23	LIFEGUARD (SEASONAL)	4,022
31	20	38	61140	R23	LIFEGUARD (SEASONAL)	4,022

FUND NUMBER	101 GENERAL FUND
DEPARTMENT NUMBER	31 PARKS & LEISURE SERVICES
DIVISION NUMBER	20 RECREATION

PERSONNEL POSITION LISTING - CONTINUED

DEPT	DIV	AUTH #	POSITION NO.	GRADE	POSITION TITLE	09-10 ADOPTED ANNUAL RATE
31	20	39	61140	R23	LIFEGUARD (SEASONAL)	4,022
31	20	40	61140	R23	LIFEGUARD (SEASONAL)	4,022
31	20	41	61140	R23	LIFEGUARD (SEASONAL)	4,022
31	20	42	61140	R23	LIFEGUARD (SEASONAL)	4,022
31	20	43	61140	R23	LIFEGUARD (SEASONAL)	4,022
31	20	44	61140	R23	LIFEGUARD (SEASONAL)	4,022
31	20	45	61140	R23	LIFEGUARD (SEASONAL)	4,022
31	20	46	61140	R23	LIFEGUARD (SEASONAL)	5,035
31	20	47	61140	R23	LIFEGUARD (SEASONAL)	4,022
31	20	48	61140	R23	LIFEGUARD (SEASONAL)	4,022
31	20	49	61140	R23	LIFEGUARD (SEASONAL)	4,022
31	20	50	61140	R23	LIFEGUARD (SEASONAL)	4,022
31	20	51	61140	R23	LIFEGUARD (SEASONAL)	4,022
31	20	52	61140	R23	LIFEGUARD (SEASONAL)	4,022
31	20	53	61140	R23	LIFEGUARD (SEASONAL)	4,022
31	20	54	61140	R23	LIFEGUARD (SEASONAL)	4,022
31	20	55	61140	R23	LIFEGUARD (SEASONAL)	4,022
31	20	56	61140	R23	LIFEGUARD (SEASONAL)	4,022
31	20	57	61140	R23	LIFEGUARD (SEASONAL)	4,022
31	20	58	61140	R23	LIFEGUARD (SEASONAL)	4,022
31	20	59	61140	R23	LIFEGUARD (SEASONAL)	4,022
31	20	60	61140	R23	LIFEGUARD (SEASONAL)	4,022
31	20	61	61140	R23	LIFEGUARD (SEASONAL)	4,022
31	20	62	61140	R23	LIFEGUARD (SEASONAL)	4,022
31	20	63	61140	R23	LIFEGUARD (SEASONAL)	4,022
31	20	64	61140	R23	LIFEGUARD (SEASONAL)	4,777
31	20	65	61140	R23	LIFEGUARD (SEASONAL)	4,022
31	20	66	61140	R23	LIFEGUARD (SEASONAL)	4,022
31	20	67	61140	R23	LIFEGUARD (SEASONAL)	5,035
31	20	68	61140	R23	LIFEGUARD (SEASONAL)	4,777
31	20	69	61140	R23	LIFEGUARD (SEASONAL)	4,022
31	20	70	61140	R23	LIFEGUARD (SEASONAL)	4,022
31	20	71	61140	R23	LIFEGUARD (SEASONAL)	4,777
31	20	72	61140	R23	LIFEGUARD (SEASONAL)	4,022
31	20	73	61140	R23	LIFEGUARD (SEASONAL)	4,022
31	20	256	80610	R27	PARKS CREW LEADER	29,120
31	20	39	61550	R23	PLAYGROUND ASSISTANT	4,455
31	20	53	61550	R23	PLAYGROUND ASSISTANT	4,631



FUND NUMBER  
DEPARTMENT NUMBER  
DIVISION NUMBER

101 GENERAL FUND  
31 PARKS & LEISURE SERVICES  
20 RECREATION

PERSONNEL POSITION LISTING - CONTINUED

DEPT	DIV	AUTH #	POSITION NO.	GRADE	POSITION TITLE	09-10 ADOPTED ANNUAL RATE
31	20	72	61550	R23	PLAYGROUND ASSISTANT	4,631
31	20	73	61550	R23	PLAYGROUND ASSISTANT	4,455
31	20	76	61550	R23	PLAYGROUND ASSISTANT	4,455
31	20	78	61550	R23	PLAYGROUND ASSISTANT	4,455
31	20	80	61550	R23	PLAYGROUND ASSISTANT	4,714
31	20	82	61550	R23	PLAYGROUND ASSISTANT	4,455
31	20	83	61550	R23	PLAYGROUND ASSISTANT	4,455
31	20	84	61550	R23	PLAYGROUND ASSISTANT	4,455
31	20	85	61550	R23	PLAYGROUND ASSISTANT	4,455
31	20	86	61550	R23	PLAYGROUND ASSISTANT	4,455
31	20	87	61550	R23	PLAYGROUND ASSISTANT	4,455
31	20	88	61550	R23	PLAYGROUND ASSISTANT	4,455
31	20	89	61550	R23	PLAYGROUND ASSISTANT	4,455
31	20	90	61550	R23	PLAYGROUND ASSISTANT	4,455
31	20	91	61550	R23	PLAYGROUND ASSISTANT	4,455
31	20	92	61550	R23	PLAYGROUND ASSISTANT	4,455
31	20	98	61550	R23	PLAYGROUND ASSISTANT	4,455
31	20	99	61550	R23	PLAYGROUND ASSISTANT	4,455
31	20	101	61550	R23	PLAYGROUND ASSISTANT	4,455
31	20	104	61550	R23	PLAYGROUND ASSISTANT	4,455
31	20	105	61550	R23	PLAYGROUND ASSISTANT	4,455
31	20	106	61550	R23	PLAYGROUND ASSISTANT	4,455
31	20	1	61552	R24	PLAYGROUND LEADER	4,675
31	20	3	61552	R24	PLAYGROUND LEADER	4,675
31	20	4	61552	R24	PLAYGROUND LEADER	4,675
31	20	9	61552	R24	PLAYGROUND LEADER	4,675
31	20	10	61552	R24	PLAYGROUND LEADER	4,862
31	20	11	61552	R24	PLAYGROUND LEADER	4,675
31	20	12	61552	R24	PLAYGROUND LEADER	4,675
31	20	13	61552	R24	PLAYGROUND LEADER	4,675
31	20	1	60722	R24	POOL SUPERVISOR	4,675
31	20	2	60722	R24	POOL SUPERVISOR	4,675
31	20	3	60722	R24	POOL SUPERVISOR	6,006
31	20	4	60722	R24	POOL SUPERVISOR	4,675
31	20	5	60722	R24	POOL SUPERVISOR	4,675
31	20	7	60722	R24	POOL SUPERVISOR	4,675
31	10	1	10416	R43	PARKS AND RECREATION DIRECTOR (at 20%)	18,857
<b>TOTAL COUNT</b>			<b>84</b>		<b>TOTAL SALARIES</b>	<b>433,996</b>

FUND NUMBER  
 DEPARTMENT NUMBER  
 DIVISION NUMBER

101 GENERAL FUND  
 31 PARKS & LEISURE SERVICES  
 20 RECREATION

PERFORMANCE MEASURES

	ACTUAL 06-07	ACTUAL 07-08	ESTIMATED 08-09	ADOPTED 09-10
<b>Workload Measures</b>				
<i>Inputs</i>				
Number of full-time equivalent employees (FTE) - building maintenance worker	1	1	1	1
<i>Outputs</i>				
Number of swimming pools maintained	6	6	6	6
Splash parks maintained	5	5	5	5

FUND NUMBER	101 GENERAL FUND
DEPARTMENT NUMBER	31 PARKS & LEISURE SERVICES
DIVISION NUMBER	25 RECREATION CENTERS

**MISSION**

The Goal of the Recreation Centers is to provide a venue for positive recreational and educational programming in order to enhance the quality of life of youth, adult and senior populations.

**OBJECTIVES & PLANNED ACCOMPLISHMENTS**

- Implement at least one new program at each of the recreation centers in order to get the community and at risk youth involved in positive activities.
- Enter into partnership with new entities in order to provide at least one additional educational program at the recreation centers.
- Utilize the resources of the Public Access Channel and media contacts in order to increase participation in the summer camp program by at least five percent.
- Implement an electronic membership card system throughout all recreation centers.
- Expand services to new areas through the construction and implementation of a new recreational center (El Eden).

**EXPENDITURES**

	<b>ACTUAL 06-07</b>	<b>ACTUAL 07-08</b>	<b>AMENDED 08-09</b>	<b>ESTIMATED 08-09</b>	<b>ADOPTED 09-10</b>
Personnel Services	1,082,267	1,186,414	1,203,057	1,197,359	1,256,602
Materials & Supplies	94,297	145,131	249,597	193,638	178,089
Contractual Services	277,820	272,010	350,838	316,443	327,505
Other Charges	-	1	-	-	-
Capital Outlay	144,235	12,336	-	-	-
Debt Service	27,291	54,582	54,582	54,582	54,582
<b>Total</b>	<b>1,625,910</b>	<b>1,670,474</b>	<b>1,858,074</b>	<b>1,762,022</b>	<b>1,816,778</b>

**PERSONNEL POSITION LISTING**

<b>DEPT</b>	<b>DIV</b>	<b>AUTH #</b>	<b>POSITION NO.</b>	<b>GRADE</b>	<b>POSITION TITLE</b>	<b>09-10 ADOPTED ANNUAL RATE</b>
31	25	30	20014	R32	ADMINISTRATIVE ASSISTANT I	30,160
31	25	1	61720	R33	ASS'T RECREATION CENTER MGR	38,397
31	25	22	70189	R28	BUILDING MAINTENANCE MECHANIC	29,307
31	25	149	81966	R24	BUILDING MAINTENANCE WORKER	17,680
31	25	98	20013	R27	CLERK III	25,938
31	25	80	80288	R23	CUSTODIAN	20,987
31	25	100	80288	R23	CUSTODIAN	18,221

FUND NUMBER	101 GENERAL FUND
DEPARTMENT NUMBER	31 PARKS & LEISURE SERVICES
DIVISION NUMBER	25 RECREATION CENTERS

PERSONNEL POSITION LISTING - CONTINUED

DEPT	DIV	AUTH #	POSITION NO.	GRADE	POSITION TITLE	09-10 ADOPTED ANNUAL RATE
31	25	101	80288	R23	CUSTODIAN	10,036
31	25	127	80288	R23	CUSTODIAN	18,574
31	25	139	80288	R23	CUSTODIAN	19,698
31	25	147	80288	R23	CUSTODIAN	18,782
31	25	150	80288	R23	CUSTODIAN	16,848
31	25	1	30060	R35	RECREATION CENTER MANAGER	53,602
31	25	1	40477	R29	RECREATION CENTER SUPERVISOR	31,221
31	25	2	40477	R29	RECREATION CENTER SUPERVISOR	26,749
31	25	3	40477	R29	RECREATION CENTER SUPERVISOR	31,533
31	25	4	40477	R29	RECREATION CENTER SUPERVISOR	31,533
31	25	5	40477	R29	RECREATION CENTER SUPERVISOR	25,480
31	25	6	40477	R29	RECREATION CENTER SUPERVISOR	25,896
31	25	500	40477	R29	RECREATION CENTER SUPERVISOR	23,192
31	25	4	61721	R27	RECREATION SPECIALIST	10,816
31	25	7	61721	R27	RECREATION SPECIALIST	23,982
31	25	9	61721	R27	RECREATION SPECIALIST	11,066
31	25	11	61721	R27	RECREATION SPECIALIST	10,327
31	25	14	61721	R27	RECREATION SPECIALIST	22,381
31	25	15	61721	R27	RECREATION SPECIALIST	22,131
31	25	17	61721	R27	RECREATION SPECIALIST	13,021
31	25	18	61721	R27	RECREATION SPECIALIST	20,654
31	25	19	61721	R27	RECREATION SPECIALIST	11,471
31	25	20	61721	R27	RECREATION SPECIALIST	12,761
31	25	21	61721	R27	RECREATION SPECIALIST	11,586
31	25	22	61721	R27	RECREATION SPECIALIST	12,761
31	25	23	61721	R27	RECREATION SPECIALIST	8,965
31	25	24	61721	R23	RECREATION SPECIALIST	11,367
31	25	25	61721	R27	RECREATION SPECIALIST	21,486
31	25	26	61721	R27	RECREATION SPECIALIST	21,486
31	25	27	61721	R27	RECREATION SPECIALIST	20,654
31	25	28	61721	R27	RECREATION SPECIALIST	11,367
31	25	91	61721	R27	RECREATION SPECIALIST	22,714
31	25	148	61721	R27	RECREATION SPECIALIST	11,014
31	25	501	61721	R27	RECREATION SPECIALIST	10,327
31	25	502	61721	R27	RECREATION SPECIALIST (unfunded)	-
31	25	503	61721	R27	RECREATION SPECIALIST (unfunded)	-
31	25	509	61721	R27	RECREATION SPECIALIST (unfunded)	-
31	25	509	61721	R27	RECREATION SPECIALIST (unfunded)	-
<b>TOTAL COUNT</b>			<b>44</b>		<b>TOTAL SALARIES</b>	<b>836,170</b>

FUND NUMBER	101 GENERAL FUND
DEPARTMENT NUMBER	31 PARKS & LEISURE SERVICES
DIVISION NUMBER	25 RECREATION CENTERS

PERFORMANCE MEASURES

	ACTUAL 06-07	ACTUAL 07-08	ESTIMATED 08-09	ADOPTED 09-10
<b>Workload Measures</b>				
<i>Inputs</i>				
Total budget	1,598,619	1,670,474	1,762,022	1,816,778
<i>Outputs</i>				
Total number of users	310,489	280,372	336,446	353,268
Number of public service announcements for special events	25	25	25	30
Number of after school programs implemented	4	5	5	6
<b>Efficiency Measures</b>				
Cost per total user	5.68	5.96	5.24	5.14
<b>Effectiveness Measures</b>				
Special Events	N/A	67	70	81
Leagues	N/A	6	6	8
League Participants (teams)	N/A	253	283	313

FUND NUMBER	101 GENERAL FUND
DEPARTMENT NUMBER	31 PARKS & LEISURE SERVICES
DIVISION NUMBER	30 CEMETERY

**MISSION**

The purpose of the cemetery is to provide a hazard free environment, preserving the aesthetic appearance and beautifying the city cemetery grounds in order to serve the public by providing burial services during time of grief.

**OBJECTIVES & PLANNED ACCOMPLISHMENTS**

- Keep the appearance of the cemetery at a high level at all times by improving maintenance schedules.
- Maintain a high level of customer service assistance.
- To improve the accounting and records management programs by updating the accounts receivable system.
- To continue with the Vision/Mapping program data entry in order to update old cemetery maps.

**EXPENDITURES**

	ACTUAL 06-07	ACTUAL 07-08	AMENDED 08-09	ESTIMATED 08-09	ADOPTED 09-10
Personnel Services	293,416	280,418	332,951	252,920	263,663
Materials & Supplies	21,273	29,297	42,629	35,608	40,539
Contractual Services	39,091	45,083	63,098	63,098	55,098
Other Charges	1,925	6	-	-	-
Capital Outlay	56,071	-	-	-	-
<b>Total</b>	411,776	354,804	438,678	351,626	359,300

**PERSONNEL POSITION LISTING**

DEPT	DIV	AUTH #	POSITION NO.	GRADE	POSITION TITLE	09-10 ADOPTED ANNUAL RATE
31	30	24	81966	R24	BUILDING MAINTENANCE WORKER	21,070
31	30	1	35021	R35	CEMETERY SUPERINTENDENT	37,523
31	30	41	20250	R23	CLERK I	17,618
31	30	37	80666	R23	GROUNDSKEEPER	18,034
31	30	71	80666	R23	GROUNDSKEEPER (unfunded)	-
31	30	113	80666	R23	GROUNDSKEEPER (unfunded)	-
31	30	96	70465	R27	HEAVY EQUIPMENT OPERATOR	23,795
31	30	2	71202	R28	MAINTENANCE & EVENTS SUPVR	35,984
31	30	1	10416	R43	PARKS AND RECREATION DIRECTOR (at 20%)	18,857
<b>TOTAL COUNT</b>			<b>9</b>		<b>TOTAL SALARIES</b>	<b>172,881</b>

FUND NUMBER	101 GENERAL FUND
DEPARTMENT NUMBER	31 PARKS & LEISURE SERVICES
DIVISION NUMBER	30 CEMETERY

PERFORMANCE MEASURES

	ACTUAL 06-07	ACTUAL 07-08	ESTIMATED 08-09	ADOPTED 09-10
<b>Workload Measures</b>				
<i>Inputs</i>				
Number of full-time equivalent employees (FTE) - maintenance	5.48	5.48	5.48	5.48
Number of full-time equivalent employees (FTE) - clerks	2	2	2	2
<i>Outputs</i>				
Number of burials serviced	269	221	250	250
Number of lots sold	171	141	130	130
Number of cemetery acres maintained	34	34	34	34
Number of graffiti/vandalism incidents repaired	1	1	3	3
Number of hazards reported and repaired	1	0	0	0
Number of grave space purchase requests processed	269	141	130	260
<b>Efficiency Measures</b>				
Number of burials serviced per FTE – groundskeeper	107	105	123	123
Number of cemetery acres maintained per FTE – groundskeeper	13.7	13.7	16	16
Number of graffiti/vandalism incidents repaired per FTE – groundskeeper	1	0	1	1
Number of hazards reported and repaired per FTE – groundskeeper	1	2	1	1
Number of grave space purchase requests processed per FTE – clerk	85.5	170	250	250
<b>Effectiveness Measures</b>				
% of acres mowed on schedule	100%	100%	100%	100%
% of cemetery records computerized	95%	96%	96%	96%

FUND NUMBER	101 GENERAL FUND
DEPARTMENT NUMBER	31 PARKS AND LEISURE SERVICES
DIVISION NUMBER	70 LIBRARY - MAIN BRANCH

**MISSION**

The mission of the Laredo Public Library is to provide resources and services to meet the informational, educational, professional, and recreational needs of all Webb County citizens in order to improve their quality of life.

**OBJECTIVES & PLANNED ACCOMPLISHMENTS**

- Promote use of library resources and services by increasing library patrons served (materials circulated, computers used, program attendance, reference questions answered, and room occupancy) by 1%.
- Promote literacy in preschoolers, children, young adults and adults by increasing the number of programs hosted and the number of materials available for use by 1%.
- Remain on the cutting edge of integrated technologies in order to improve patron access to information resources by applying for and obtaining at least one grant to maintain and upgrade technology.
- Develop and implement a questionnaire to measure Library service quality.
- Meet and exceed the Basic standards set by the Joint Texas State Library and Archives Commission (TSLAC)/Texas Library Association (TLA) Task Force on Public Library Standards and Accreditation and to strive to meet the Enhanced and Comprehensive standards.

**EXPENDITURES**

	ACTUAL 06-07	ACTUAL 07-08	AMENDED 08-09	ESTIMATED 08-09	ADOPTED 09-10
Personnel Services	1,692,501	1,784,481	2,028,115	1,841,879	1,729,274
Materials & Supplies	421,478	488,163	567,925	564,224	540,355
Contractual Services	505,330	492,028	577,345	541,637	508,652
Other Charges	-	(31)	73,400	1	-
Capital Outlay	16,127	24,924	-	-	-
<b>Total</b>	2,635,436	2,789,565	3,246,785	2,947,741	2,778,281

**PERSONNEL POSITION LISTING**

DEPT	DIV	AUTH #	POSITION NO.	GRADE	POSITION TITLE	09-10 ADOPTED ANNUAL RATE
31	70	41	20018	R29	ADMINISTRATIVE SECRETARY	38,230
31	70	1	16004	R40	ASSISTANT LIBRARY MANAGER	69,805
31	70	46	81966	R24	BUILDING MAINTENANCE WORKER	18,387
31	70	16	41589	R29	BUYER I	30,701
31	70	15	65004	R31	CIRCULATION SUPERVISOR	32,614
31	70	64	20250	R23	CLERK I	16,848
31	70	180	20250	R23	CLERK I	17,867
31	70	256	20250	R23	CLERK I	18,242



FUND NUMBER	101 GENERAL FUND
DEPARTMENT NUMBER	31 PARKS AND LEISURE SERVICES
DIVISION NUMBER	70 LIBRARY - MAIN BRANCH

PERSONNEL POSITION LISTING - CONTINUED

DEPT	DIV	AUTH #	POSITION NO.	GRADE	POSITION TITLE	09-10 ADOPTED ANNUAL RATE
31	70	264	20250	R23	CLERK I	17,514
31	70	267	20250	R23	CLERK I	17,514
31	70	22	40262	R27	COMPUTER OPERATOR	31,325
31	70	31	80288	R23	CUSTODIAN	18,034
31	70	81	80288	R23	CUSTODIAN	17,514
31	70	128	80288	R23	CUSTODIAN	17,514
31	70	10	31823	R33	LIBRARIAN I	41,891
31	70	11	31823	R33	LIBRARIAN I	41,704
31	70	13	31823	R33	LIBRARIAN I	46,987
31	70	7	31138	R34	LIBRARIAN II	44,824
31	70	4	10017	R36	LIBRARIAN MANAGER	37,232
31	70	5	10017	R36	LIBRARIAN MANAGER	58,989
31	70	2	16003	R43	LIBRARY MANAGER	90,147
31	70	27	61139	R25	LIBRARY TECHNICIAN I	31,782
31	70	30	61139	R25	LIBRARY TECHNICIAN I	21,944
31	70	306	61139	R25	LIBRARY TECHNICIAN I	19,594
31	70	23	65002	R27	LIBRARY TECHNICIAN II	24,544
31	70	24	65002	R27	LIBRARY TECHNICIAN II	22,942
31	70	25	65002	R27	LIBRARY TECHNICIAN II	24,814
31	70	17	65003	R29	LIBRARY TECHNICIAN III	24,128
31	70	18	65003	R29	LIBRARY TECHNICIAN III	27,331
31	70	19	65003	R29	LIBRARY TECHNICIAN III	34,445
31	70	20	65003	R29	LIBRARY TECHNICIAN III	37,398
31	70	26	81203	R27	MAINTENANCE CREW LEADER	24,731
31	70	14	40264	R33	MICRO COMPUTER SPECIALIST	42,203
31	70	21	50202	R29	SECURITY OFFICER	32,989
31	70	3	31821	R37	SENIOR PROGRAMMER/ANALYST	63,606
31	70	9	31139	R34	SPECIAL COLLECTIONS LIBRARIAN	65,416
<b>TOTAL COUNT</b>			<b>36</b>		<b>TOTAL SALARIES</b>	<b>1,221,749</b>

FUND NUMBER  
DEPARTMENT NUMBER  
DIVISION NUMBER

101 GENERAL FUND  
31 PARKS AND LEISURE SERVICES  
70 LIBRARY - MAIN BRANCH

PERFORMANCE MEASURES

	ACTUAL 06-07	ACTUAL 07-08	ESTIMATED 08-09	ADOPTED 09-10
<b>Workload Measures</b>				
<b>Inputs</b>				
Number of full-time equivalent employees (FTE)	43	23.61/ 43FTE (5 positions frozen, 14 positions non FTE of pub. services)	23.61/43FTE (5 positions frozen, 14 positions non FTE of pub. services)	26.61 (17 FTE positions non public services)
Program Budget	2,635,436	2,789,567	2,947,741	2,778,281
<b>Outputs</b>				
Number of materials circulated	407,667	429,027	394,881	398,830
Number of computers used	55,542	75,955	57,399	57,973
Number of patrons attending programs	39,481	30,081	50,559	51,065
Number of reference questions answered	115,147	109,548	126,127	127,388
Number of patrons using rooms	21,396	29,593	28,944	29,233
Total Number of patrons served*	583,691	598,249	600,511	606,516
Total Number of programs hosted	888	1,029	1,203	1,215
Total Number of materials available for use	155,374	155,514	161,144	162,755
Number of Passports processed	N/A	1,566	7,737	7,814
Total Number of visitors	303,429	326,799	313,193	316,325
<b>Efficiency Measures</b>				
Cost per patron served	4.12	4.14	4.91	4.58
Patrons served per FTE	14,866	28,556	27,866	24,971
Cost per programs hosted	2,968	2,711	2,450	2,287
Cost of materials available for use	16.96	17.94	18.29	17.07
<b>Effectiveness Measures</b>				
% of Library patrons rating service as good or excellent	81	N/A	N/A	N/A
% of TSLAC/TLA Basic standards attained	100	100	100	100
% change in patrons served	17	5	(2)	1
% change in programs hosted	20	16	17	1
% change in materials available for use	(10)	0	4	1

FUND NUMBER	101 GENERAL FUND
DEPARTMENT NUMBER	31 PARKS & LEISURE SERVICES
DIVISION NUMBER	71 LIBRARY - SANTO NIÑO BRANCH

**MISSION**

The mission of the Santo Nino Branch is to provide resources and services to meet the informational, educational, professional, and recreational needs of citizens residing in South Webb County in order to improve their quality of life.

**OBJECTIVES & PLANNED ACCOMPLISHMENTS**

- Promote use of library resources and services by increasing library patrons served (materials circulated, computers used, program attendance, reference questions answered, and room occupancy) by 1%.
- Promote literacy in preschoolers, children, young adults and adults by increasing the number of programs hosted and the number of materials available for use by 1%.
- Implement a questionnaire developed by the Laredo Public Library to measure Library service quality.
- Support the Library’s goal to meet and exceed the Basic standards set by the Joint Texas State Library and Archives Commission (TSLAC)/Texas Library Association (TLA) Task Force on Public Library Standards and Accreditation and to strive to meet the Enhanced and Comprehensive standards.

**EXPENDITURES**

	ACTUAL 06-07	ACTUAL 07-08	AMENDED 08-09	ESTIMATED 08-09	ADOPTED 09-10
Personnel Services	173,766	199,900	223,338	217,174	137,974
Materials & Supplies	51,304	72	1,589	1,597	2,250
Contractual Services	29,221	14,527	20,452	20,442	16,241
<b>Total</b>	254,291	214,499	245,379	239,213	156,465

**PERSONNEL POSITION LISTING**

DEPT	DIV	AUTH #	POSITION NO.	GRADE	POSITION TITLE	09-10 ADOPTED ANNUAL RATE
31	71	45	81966	R24	BUILDING MAINTENANCE WORKER	22,693
31	71	7	65004	R31	CIRCULATION SUPERVISOR	29,598
31	71	260	20250	R23	CLERK I	18,034
31	71	4	65002	R27	LIBRARY TECHNICIAN II	22,942
31	71	1	15008	R38	OUTREACH SERVICES MANAGER (unfunded)	-
<b>TOTAL COUNT</b>			<b>5</b>		<b>TOTAL SALARIES</b>	<b>93,267</b>

FUND NUMBER	101 GENERAL FUND
DEPARTMENT NUMBER	31 PARKS & LEISURE SERVICES
DIVISION NUMBER	71 LIBRARY - SANTO NIÑO BRANCH

PERFORMANCE MEASURES

	ACTUAL 06-07	ACTUAL 07-08	ESTIMATED 08-09	ADOPTED 09-10
<b>Workload Measures</b>	Open 3 months only			
<i>Inputs</i>				
Number of full-time equivalent employees (FTE)	N/A	N/A	5	4
Program Budget	254,291	214,499	239,213	156,465
<i>Outputs</i>				
Number of materials circulated	8,531	N/A	5,657	N/A
Number of computers used	2,478	N/A	5,271	N/A
Number of patrons attending programs	1,761	N/A	207	N/A
Number of reference questions answered	2,729	N/A	696	N/A
Number of patrons using rooms	403	N/A	N/A	N/A
Total Number of patrons served	15,902	N/A	11,831	N/A
Total Number of programs hosted	172	N/A	24	N/A
Total Number of materials available for use	28,216	N/A	N/A	N/A

FUND NUMBER	101 GENERAL FUND
DEPARTMENT NUMBER	31 PARKS & LEISURE SERVICES
DIVISION NUMBER	72 LIBRARY - BRUNI PLAZA BRANCH

**MISSION**

The mission of the Bruni Plaza Branch is to provide resources and services to meet the informational, educational, professional, and recreational needs of citizens residing in the Laredo downtown area in order to improve their quality of life

**OBJECTIVES & PLANNED ACCOMPLISHMENTS**

- Promote use of library resources and services by increasing library patrons served (materials circulated, computers used, program attendance, reference questions answered, and room occupancy) by 1%.
- Promote literacy in preschoolers, children, young adults and adults by increasing the number of programs hosted and the number of materials available for use by 1%.
- Implement a questionnaire developed by the Laredo Public Library to measure Library service quality.
- Support the Library’s goal to meet and exceed the Basic standards set by the Joint Texas State Library and Archives Commission (TSLAC)/Texas Library Association (TLA) Task Force on Public Library Standards and Accreditation and to strive to meet the Enhanced and Comprehensive standards.

**EXPENDITURES**

	ACTUAL 06-07	ACTUAL 07-08	AMENDED 08-09	ESTIMATED 08-09	ADOPTED 09-10
Personnel Services	61,342	63,798	67,370	65,675	69,121
Materials & Supplies	39,161	17,110	30,442	30,442	30,850
Contractual Services	23,253	20,864	32,750	24,995	29,704
Other Charges	-	5	-	-	-
<b>Total</b>	123,756	101,777	130,562	121,112	129,675

**PERSONNEL POSITION LISTING**

DEPT	DIV	AUTH #	POSITION NO.	GRADE	POSITION TITLE	09-10 ADOPTED ANNUAL RATE
31	72	2	65004	R31	CIRCULATION SUPERVISOR	28,662
31	72	67	20250	R23	CLERK I	18,574
<b>TOTAL COUNT</b>			<b>2</b>		<b>TOTAL SALARIES</b>	<b>47,237</b>

FUND NUMBER  
DEPARTMENT NUMBER  
DIVISION NUMBER

101 GENERAL FUND  
31 PARKS & LEISURE SERVICES  
72 LIBRARY - BRUNI PLAZA BRANCH

PERFORMANCE MEASURES

	ACTUAL 06-07	ACTUAL 07-08	ESTIMATED 08-09	ADOPTED 09-10
<b>Workload Measures</b>				
<i>Inputs</i>				
Number of full-time equivalent employees (FTE)	2	2	2	2
Program Budget	123,756	101,776	121,112	129,675
<i>Outputs</i>				
Number of materials circulated	35,317	36,086	37,114	37,485
Number of computers used	9,198	9,599	10,759	10,867
Number of patrons attending programs	1,345	1,849	1,623	1,639
Number of reference questions answered	20,229	21,500	21,226	21,438
Number of patrons using rooms	762	N/A	N/A	N/A
Total Number of patrons served	57,653	59,435	59,963	60,562
Total Number of programs hosted	134	123	144	145
Total Number of materials available for use	15,899	14,199	14,198	14,340
Total Number of visitors	23,340	37,355	37,620	37,996
<b>Efficiency Measures</b>				
Cost per patron served	2.15	1.71	2.02	2.14
Patrons served per FTE	28,827	29,718	29,982	30,281
Cost per programs hosted	924	827	841	894
Cost of materials available for use	7.78	7.17	8.53	9.04
<b>Effectiveness Measures</b>				
% of Library patrons rating service as good or excellent	81	N/A	N/A	N/A
% change in patrons served	3	3	1	1
% change in programs hosted	(63)	(8)	17	1
% change in materials available for use	5	(11)	0	1

FUND NUMBER	101 GENERAL FUND
DEPARTMENT NUMBER	31 PARKS & LEISURE SERVICES
DIVISION NUMBER	73 LIBRARY - BOOKMOBILE UNIT

**MISSION**

The mission of the Santo Nino Branch is to provide resources and services to meet the informational, educational, professional, and recreational needs of citizens residing in South Webb County in order to improve their quality of life.

**OBJECTIVES & PLANNED ACCOMPLISHMENTS**

- Promote use of library resources and services by increasing library patrons served (materials circulated, computers used, program attendance, reference questions answered, and room occupancy) by 1%.
- Promote literacy in preschoolers, children, young adults and adults by increasing the number of programs hosted and the number of materials available for use by 1%.
- Implement a questionnaire developed by the Laredo Public Library to measure Library service quality.
- Support the Library's goal to meet and exceed the Basic standards set by the Joint Texas State Library and Archives Commission (TSLAC)/Texas Library Association (TLA) Task Force on Public Library Standards and Accreditation and to strive to meet the Enhanced and Comprehensive standards

**EXPENDITURES**

	ACTUAL 06-07	ACTUAL 07-08	AMENDED 08-09	ESTIMATED 08-09	ADOPTED 09-10
Personnel Services	27,636	28,918	53,407	30,324	40,202
Materials & Supplies	14,092	6,762	9,419	8,615	12,523
Contractual Services	2,710	4,912	5,769	5,769	6,639
Other Charges	-	4	-	-	-
<b>Total</b>	44,438	40,596	68,595	44,708	59,364

**PERSONNEL POSITION LISTING**

DEPT	DIV	AUTH #	POSITION NO.	GRADE	POSITION TITLE	09-10 ADOPTED ANNUAL RATE
31	73	7	65004	R31	CIRCULATION SUPERVISOR	26,312
31	73	6	61139	R25	LIBRARY TECHNICIAN I (unfunded)	-
<b>TOTAL COUNT</b>			<b>2</b>		<b>TOTAL SALARIES</b>	<b>26,312</b>

FUND NUMBER  
DEPARTMENT NUMBER  
DIVISION NUMBER

101 GENERAL FUND  
31 PARKS & LEISURE SERVICES  
73 LIBRARY - BOOKMOBILE UNIT

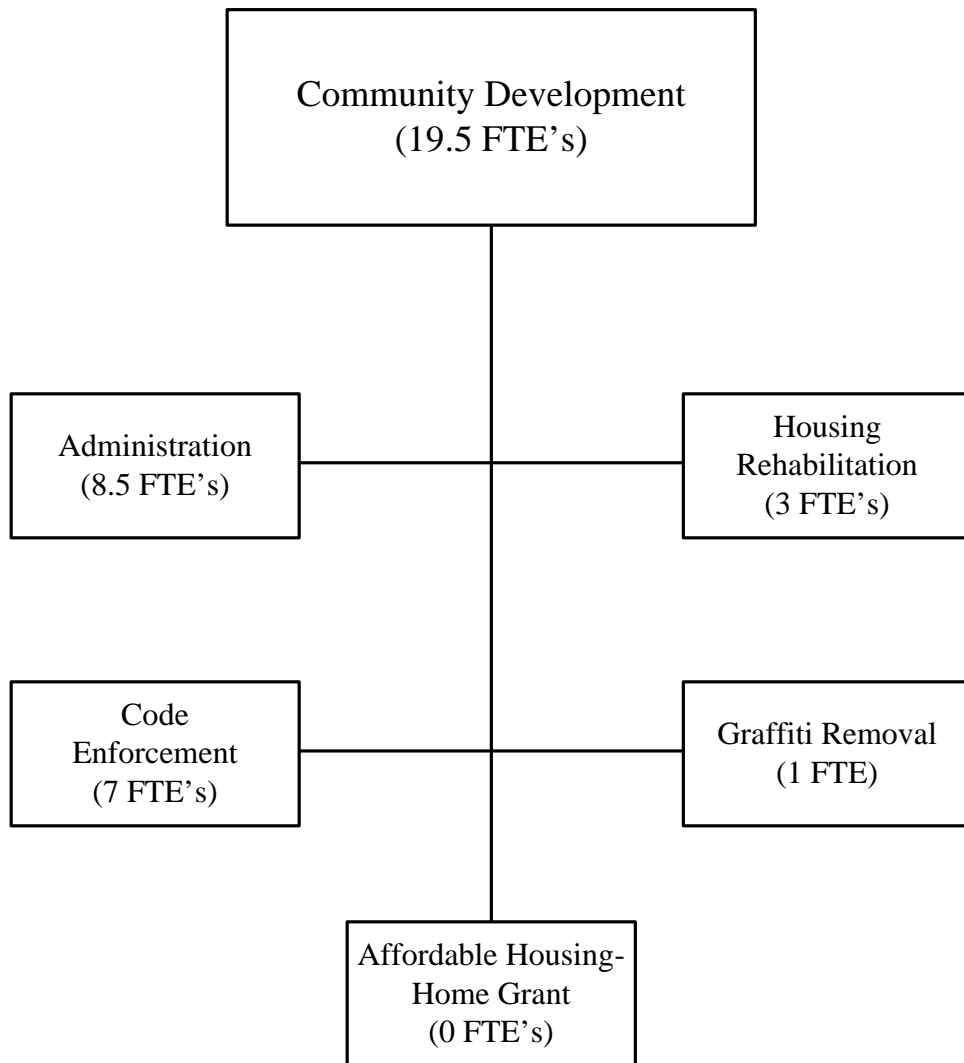
PERFORMANCE MEASURES

	ACTUAL 06-07	ACTUAL 07-08	ESTIMATED 08-09	ADOPTED 09-10
<b>Workload Measures</b>				
<i>Inputs</i>				
Number of full-time equivalent employees (FTE)	1	1	1	1
Program Budget	44,437	40,596	44,708	59,364
<i>Outputs</i>				
Number of materials circulated	588	4,660	945	954
Number of patrons visits	11,770	10,515	7,594	7,670
Number of reference questions answered	350	3,311	3,408	3,442
Total Number of patrons served	12,708	18,486	11,947	12,066
Total Number of site visits	106	71	69	70
Total Number of materials available for use	3,492	3,718	3,712	4,920
<b>Efficiency Measures</b>				
Cost per patron served	3.50	2.20	3.74	7.44
Patrons served per FTE	12,708	18,486	11,947	12,066
Cost per visit	419	572	648	848
Cost of materials available for use	12.73	10.92	18.34	15.83
<b>Effectiveness Measures</b>				
% of Library patrons rating service as good or excellent	81	N/A	N/A	N/A
% change in patrons served	223	45	(35)	1
% change in site visits	6	(33)	(3)	1
% change in materials available for use	N/A	6	0	1



***SPECIAL REVENUE FUNDS***

# Community Development Fund



**CITY OF LAREDO, TEXAS**  
**COMMUNITY DEVELOPMENT FUND**  
**PROJECT BUDGET**  
**FY 2009-2010**

DESCRIPTION	ORIGINAL BUDGET FY 08-09	AMENDED BUDGET FY 08-09	INCEPTION TO 09/30/08	TOTAL ESTIMATE FY 08-09	ADOPTED BUDGET FY 09-10	TOTAL PROJECT BUDGET FY 09-10
<b>OPENING BALANCE</b>	-	-	-	2,486	-	-
<b>REVENUES</b>						
Intergovernmental Revenues:						
HUD - 24th Action Year	14,889	14,889	-	14,889	-	14,889
HUD - 25th Action Year	4	4	-	4	-	4
HUD - 26th Action Year	4,366,155	4,366,155	4,321,142	45,013	-	4,366,155
HUD - 27th Action Year	4,485,000	4,485,000	4,458,453	26,547	-	4,485,000
HUD - 28th Action Year	4,395,965	4,395,965	4,183,277	212,688	-	4,395,965
HUD - 29th Action Year	4,064,176	4,064,176	3,879,512	184,664	-	4,064,176
HUD - 30th Action Year	4,765,824	4,765,824	4,632,843	132,981	-	4,765,824
HUD - 31st Action Year	4,162,388	4,162,388	4,034,068	128,320	-	4,162,388
HUD - 32nd Action Year	3,711,628	3,711,628	2,830,143	881,485	-	3,711,628
HUD - 33nd Action Year	3,711,664	3,711,664	2,510,769	1,200,895	-	3,711,664
HUD - 34th Action Year	3,589,985	3,589,985	-	3,589,985	-	3,589,985
HUD - 35th Action Year	-	-	-	-	3,634,339	3,634,339
<b>Total Intergovern. Revenues</b>	<b>37,267,678</b>	<b>37,267,678</b>	<b>30,850,207</b>	<b>6,417,471</b>	<b>3,634,339</b>	<b>40,902,017</b>
Program Income:						
PI - 26th Action Year	48,107	48,107	48,107	-	-	48,107
PI - 27th Action Year	55,787	55,787	55,787	-	-	55,787
PI - 28th Action Year	16,817	16,817	16,817	-	-	16,817
PI - 29th Action Year	69,065	69,065	69,065	-	-	69,065
PI - 30th Action Year	132,130	132,130	132,130	-	-	132,130
PI - 31st Action Year	137,624	137,624	137,640	-	-	137,640
PI - 32nd Action Year	96,060	96,060	79,013	17,047	-	96,060
PI - 33nd Action Year	96,060	96,060	75,500	20,544	-	96,044
PI - 34th Action Year	96,066	96,066	-	96,066	-	96,066
PI - 35th Action Year	-	-	-	-	96,066	96,066
<b>Total Program Income</b>	<b>747,716</b>	<b>747,716</b>	<b>614,059</b>	<b>133,657</b>	<b>96,066</b>	<b>843,782</b>
Transfer In						
General Fund	144,462	144,462	133,713	10,749	-	144,462
<b>TOTAL REVENUES</b>	<b>38,159,856</b>	<b>38,159,856</b>	<b>31,597,979</b>	<b>6,561,877</b>	<b>3,730,405</b>	<b>41,890,261</b>
<b>TOTAL AVAILABLE</b>	<b>38,159,856</b>	<b>38,159,856</b>	<b>31,597,979</b>	<b>6,564,363</b>	<b>3,730,405</b>	<b>41,890,261</b>
<b>EXPENDITURES</b>						
<b>24TH ACTION YEAR</b>						
Tinaja/Chacon Pilot Channel	12,499	-	-	-	-	-
East Hachar Rec. Center	2,390	-	-	-	-	-
<b>TOTAL 24TH ACTION YEAR</b>	<b>14,889</b>	<b>-</b>	<b>-</b>	<b>-</b>	<b>-</b>	<b>-</b>
<b>25TH ACTION YEAR</b>						
Code Enforcement	4	-	-	-	-	-
<b>TOTAL 25TH ACTION YEAR</b>	<b>4</b>	<b>-</b>	<b>-</b>	<b>-</b>	<b>-</b>	<b>-</b>

**CITY OF LAREDO, TEXAS**  
**COMMUNITY DEVELOPMENT FUND**  
**PROJECT BUDGET**  
**FY 2009-2010**

DESCRIPTION	ORIGINAL BUDGET FY 08-09	AMENDED BUDGET FY 08-09	INCEPTION TO 09/30/08	TOTAL ESTIMATE FY 08-09	ADOPTED BUDGET FY 09-10	TOTAL PROJECT BUDGET FY 09-10
<b>26TH ACTION YEAR</b>						
Administration	559,060	558,573	558,575	(1)	-	558,574
Housing Rehab. Admin.	357,907	357,831	357,831	-	-	357,831
Code Enforcement	247,359	246,278	246,277	-	-	246,277
Graffiti Removal Program	25,076	23,832	23,832	-	-	23,832
Plaza Theater	285,492	285,492	285,492	-	-	285,492
Centro Iturbide	289,470	257,763	257,763	-	-	257,763
Ryan St. Railroad Bridge	157,800	156,616	156,616	-	-	156,616
Ejido Street Extension	48,235	48,235	48,235	-	-	48,235
Canal St./San Francisco Study	25,117	25,116	25,116	-	-	25,116
Chacon Creek Improvements	261,686	261,685	261,685	-	-	261,685
Sidewalks	958,452	953,440	953,440	-	-	953,440
South Laredo Pedestrian Bridge	71,682	71,682	71,682	-	-	71,682
Lafayette Overpass Fence	14,666	14,666	14,666	-	-	14,666
Hamilton Hotel	234,000	234,000	234,000	-	-	234,000
Demolition of Substandard Bldgs	45,461	45,461	45,461	-	-	45,461
South Laredo Park	216,230	212,610	212,610	-	-	212,610
Villa Del Sol Park Lights	46,567	46,567	46,567	-	-	46,567
Al King Park Improvements	17,448	17,448	17,448	-	-	17,448
Riverfront Project	552,554	551,954	551,954	-	-	551,954
<b>TOTAL 26TH ACTION YEAR</b>	<b>4,414,262</b>	<b>4,369,249</b>	<b>4,369,250</b>	<b>(1)</b>	<b>-</b>	<b>4,369,249</b>
<b>27TH ACTION YEAR</b>						
Administration	639,244	632,856	632,856	-	-	632,856
Housing Rehab. Admin.	351,008	351,012	347,594	3,422	-	351,016
Code Enforcement	317,295	316,650	316,648	-	-	316,648
Graffiti Removal Program	26,207	26,160	26,159	-	-	26,159
Hamilton Hotel	171,073	171,073	171,073	-	-	171,073
School Sidewalks (District V)	325,550	325,550	325,550	-	-	325,550
Chacon Creek Improvements	210,767	210,767	210,767	-	-	210,767
Ejido Street Extension	965,812	961,067	961,067	-	-	961,067
Tinaja/Chacon Pilot Channel - II	118,341	118,341	118,341	-	-	118,341
City Wide-ADA Improv	51,476	51,476	51,476	-	-	51,476
Homeless Coalition Shelter	50,000	50,000	50,000	-	-	50,000
Demolition of Substandard Strct.	62,356	60,500	60,499	-	-	60,499
Santa Rita Park-Phase II	325,000	324,995	315,745	9,250	-	324,995
Inner City Park	307,996	307,995	307,995	-	-	307,995
Lafayette Linear Park	368,662	368,467	368,467	-	-	368,467
El Cuatro Park	250,000	250,000	250,000	-	-	250,000
<b>TOTAL 27TH ACTION YEAR</b>	<b>4,540,787</b>	<b>4,526,909</b>	<b>4,514,237</b>	<b>12,672</b>	<b>-</b>	<b>4,526,909</b>
<b>28TH ACTION YEAR</b>						
Administration	564,381	564,381	564,389	-	-	564,389
Housing Rehab. Admin.	453,544	452,468	452,460	-	-	452,460
Code Enforcement	310,620	310,358	310,357	-	-	310,357
Graffiti Removal Program	28,069	28,069	28,068	-	-	28,068
School Sidewalks (Dist I-VIII)	598,889	598,286	598,286	-	-	598,286
ADA Improvements	38,667	38,667	38,667	-	-	38,667
El Eden Recreation Center	200,000	200,000	200,000	-	-	200,000

**CITY OF LAREDO, TEXAS**  
**COMMUNITY DEVELOPMENT FUND**  
**PROJECT BUDGET**  
**FY 2009-2010**

DESCRIPTION	ORIGINAL BUDGET FY 08-09	AMENDED BUDGET FY 08-09	INCEPTION TO 09/30/08	TOTAL ESTIMATE FY 08-09	ADOPTED BUDGET FY 09-10	TOTAL PROJECT BUDGET FY 09-10
Zacate Creek - Ph III, IV, & V	600,546	565,609	565,609	-	-	565,609
Automotive	120,340	120,000	120,000	-	-	120,000
Hamilton Hotel	194,115	193,555	193,555	-	-	193,555
Santa Rita Park - Phase II	500,000	500,000	326,175	173,826	-	500,001
South Laredo Park - Phase II	321,514	320,432	320,433	-	-	320,433
El Cuatro Park - Phase II	77,327	77,326	77,326	-	-	77,326
Farias Splash Playground	200,009	200,008	200,008	-	-	200,008
Lafayette Splash Playground	204,761	204,761	204,761	-	-	204,761
<b>TOTAL 28TH ACTION YEAR</b>	<b>4,412,782</b>	<b>4,373,920</b>	<b>4,200,094</b>	<b>173,826</b>	<b>-</b>	<b>4,373,920</b>
<b>29TH ACTION YEAR</b>						
Administration	618,636	616,977	616,979	-	-	616,979
Housing Rehab. Admin.	561,601	561,601	553,568	8,030	-	561,598
Code Enforcement	299,000	299,000	298,999	-	-	298,999
Graffiti Removal Program	39,684	39,681	39,684	-	-	39,684
Automotive - Fire Trucks	368,749	368,749	368,749	-	-	368,749
Sidewalks	423,388	418,860	418,860	-	-	418,860
Demolition of Sub. Structures	15,900	14,393	14,393	-	-	14,393
Sidewalks District V	125,000	125,000	125,000	-	-	125,000
Hamilton Hotel	187,498	187,498	187,498	-	-	187,498
Zacate Creek Park	214,493	211,655	211,655	-	-	211,655
Inner City Park - Phase II	49,852	49,735	49,735	-	-	49,735
San Salvador Neighborhood Park	177	176	176	-	-	176
Santa Fe Park - Lighting	184,744	184,744	184,743	-	-	184,743
Taylor Park - Lighting	83,882	83,882	83,882	-	-	83,882
Lafayette Linear Park - Lighting	106,248	106,247	106,247	-	-	106,247
Eistetter Park Improvement	90,175	90,174	90,174	-	-	90,174
Community Center	275,943	246,616	246,616	-	-	246,616
S. Laredo Lighting Proj.	75,000	72,950	72,950	-	-	72,950
Garcia/Vela Lighting Proj.	50,000	31,550	31,550	-	-	31,550
Riverfront Project	248,015	247,124	247,124	-	-	247,124
Santa Fe Park Improvements	115,256	115,256	-	115,256	-	115,256
<b>TOTAL 29TH ACTION YEAR</b>	<b>4,133,241</b>	<b>4,071,868</b>	<b>3,948,582</b>	<b>123,286</b>	<b>-</b>	<b>4,071,868</b>
<b>30TH ACTION YEAR</b>						
Administration	578,150	576,868	576,868	-	-	576,868
Housing Rehab. Admin.	572,614	572,224	570,833	1,391	-	572,224
Code Enforcement	317,975	317,972	317,973	-	-	317,973
Graffiti Removal Program	32,597	32,597	32,596	-	-	32,596
Reserve Appropriation	43,900	-	-	-	-	-
Plaza Theater	113,444	113,443	109,143	4,300	-	113,443
Sidewalks ( All Districts,except VI)	280,027	280,027	265,084	14,943	-	280,027
Ejido Street Project	887,435	881,977	881,977	-	-	881,977
Monterrey St. Acquisition	348,608	348,608	348,608	-	-	348,608
Chacon/Hwy 359 Acquisition	273,475	273,475	273,475	-	-	273,475
East Laredo Drainage Acquisition	200,000	200,000	200,000	-	-	200,000
Hamilton Hotel	181,421	181,421	181,421	-	-	181,421
Dryden Park	249,824	249,824	240,172	9,652	-	249,824
Community Center	199,023	199,023	199,023	-	-	199,023

**CITY OF LAREDO, TEXAS**  
**COMMUNITY DEVELOPMENT FUND**  
**PROJECT BUDGET**  
**FY 2009-2010**

DESCRIPTION	ORIGINAL BUDGET FY 08-09	AMENDED BUDGET FY 08-09	INCEPTION TO 09/30/08	TOTAL ESTIMATE FY 08-09	ADOPTED BUDGET FY 09-10	TOTAL PROJECT BUDGET FY 09-10
Taylor Park Lighting	49,991	49,991	49,991	-	-	49,991
Lafayette Spray Park Improv.	71,365	70,532	70,532	-	-	70,532
Park Surveillance Cameras	62,688	62,688	62,688	-	-	62,688
Slaughter Park	200,000	200,000	167,653	32,347	-	200,000
Cigarroa Recreation Center	235,417	216,939	216,939	-	-	216,939
<b>TOTAL 30TH ACTION YEAR</b>	<b>4,897,954</b>	<b>4,827,609</b>	<b>4,764,976</b>	<b>62,633</b>	<b>-</b>	<b>4,827,609</b>
<b>31ST ACTION YEAR</b>						
Administration	625,031	624,112	582,550	41,562	-	624,112
Housing Rehab. Admin.	576,069	576,014	538,779	37,235	-	576,014
Code Enforcement	342,753	341,021	341,022	-	-	341,022
Graffiti Removal Program	56,776	56,776	56,776	-	-	56,776
Demolition of Sub. Structures	143,351	142,490	128,890	13,600	-	142,490
ADA Improvements	101,300	100,589	100,589	-	-	100,589
Sidewalks - District V	202,841	202,841	199,765	3,076	-	202,841
Milmo Street Improvements	509,514	506,714	484,484	22,230	-	506,714
Monterrey St. Acquisition	296,895	296,895	296,894	-	-	296,894
Sidewalks - District VII	79,768	79,768	76,953	2,815	-	79,768
Sidewalks - District IV	51,800	51,800	51,800	-	-	51,800
East Laredo Drainage Acquisition	300,000	300,000	300,000	-	-	300,000
Hamilton Hotel	175,352	175,352	175,352	-	-	175,352
Seven Flags Park - Electrical	21,051	21,051	21,052	-	-	21,052
Canizales Park Improvements	69,652	69,652	69,652	-	-	69,652
Lafayette Park Hockey Rink	105,000	105,000	104,999	-	-	104,999
Cigarroa Recreation Center	395,451	395,451	395,450	-	-	395,450
Water Spray Park - Lyon/San Fco.	247,408	246,704	246,705	-	-	246,705
<b>TOTAL 31ST ACTION YEAR</b>	<b>4,300,012</b>	<b>4,292,230</b>	<b>4,171,712</b>	<b>120,518</b>	<b>-</b>	<b>4,292,230</b>
<b>32ND ACTION YEAR</b>						
Administration	608,382	570,880	570,881	-	-	570,881
Housing Rehab. Admin.	625,563	594,653	527,188	67,465	-	594,653
Code Enforcement	385,570	356,820	356,760	60	-	356,820
Graffiti Removal Program	45,085	43,024	43,023	-	-	43,023
Automotive	480,000	479,977	383,982	95,995	-	479,977
Sidewalks - District V	75,000	75,000	42,129	32,871	-	75,000
Bristol Road Culvert Improvement	330,224	330,224	330,224	-	-	330,224
Hamilton Hotel	169,291	169,291	169,291	-	-	169,291
Laredo Family Recovery Center	300,000	-	-	-	-	-
Dryden Park Improvements	150,000	240,000	29,384	210,616	-	240,000
Heritage Park Improvements	100,000	10,000	-	10,000	-	10,000
Zacate Creek Pedestrian Bridge	304,863	304,863	297,332	7,531	-	304,863
Taylor Park Improvements	30,000	30,000	25,614	4,386	-	30,000
Cruz Field Improvements	25,000	25,000	18,872	6,128	-	25,000
Eistetter Park Improvements	150,000	150,000	114,479	35,521	-	150,000
Santa Rita park Improvements	28,710	28,710	-	28,710	-	28,710
<b>TOTAL 32ND ACTION YEAR</b>	<b>3,807,688</b>	<b>3,408,442</b>	<b>2,909,159</b>	<b>499,283</b>	<b>-</b>	<b>3,408,442</b>

**CITY OF LAREDO, TEXAS**  
**COMMUNITY DEVELOPMENT FUND**  
**PROJECT BUDGET**  
**FY 2009-2010**

DESCRIPTION	ORIGINAL BUDGET FY 08-09	AMENDED BUDGET FY 08-09	INCEPTION TO 09/30/08	TOTAL ESTIMATE FY 08-09	ADOPTED BUDGET FY 09-10	TOTAL PROJECT BUDGET FY 09-10
CODE ENFR - NON CDBG 32ND						
Personnel	87,841	87,841	85,786	2,055	-	87,841
Materials and Supplies	5,450	5,450	3,267	2,183	-	5,450
Contractual Services	39,171	39,171	30,806	8,365	-	39,171
Capital Outlay	12,000	12,000	11,354	646	-	12,000
TOTAL CODE ENFORCEMENT NON CDBG - 32ND ACTION YR	144,462	144,462	131,213	13,249	-	144,462
TOTAL 32ND ACTION YEAR & CODE ENFORCEMENT NON CDBG	3,952,150	3,552,904	3,040,372	512,532	-	3,552,904
33RD ACTION YEAR						
Administration	678,463	569,855	561,579	8,276	-	569,855
Housing Rehab. Admin.	523,018	523,018	465,264	57,754	-	523,018
Code Enforcement	478,531	465,083	424,645	40,438	-	465,083
Graffiti Removal Program	44,557	45,505	45,505	-	-	45,505
Automotive	520,000	520,000	177,733	342,267	-	520,000
Sidewalks (Distric IV)	125,000	125,000	-	125,000	-	125,000
Sidewalks (Distric V)	125,000	125,000	-	125,000	-	125,000
Chacon/Gtmzn Acq & Reloc	825,000	897,500	726,220	171,281	-	897,501
Hamilton Hotel - Section 108	163,155	163,155	163,154	-	-	163,154
Eistetter Park Improvements	100,000	100,000	-	100,000	-	100,000
Dryden Park Expansion	225,000	225,000	22,170	202,830	-	225,000
TOTAL 33RD ACTION YEAR	3,807,724	3,759,116	2,586,270	1,172,846	-	3,759,116
34TH ACTION YEAR						
Administration	669,424	669,424	-	669,424	-	669,424
Housing Rehab. Admin.	671,803	771,803	-	771,803	-	771,803
Code Enforcement	495,769	494,269	-	494,269	-	494,269
Graffiti Removal Program	51,766	53,266	-	53,266	-	53,266
Sidewalks (District I)	120,000	20,000	-	20,000	-	20,000
Riverhills Parkland Acquisition	220,000	-	-	-	-	-
East Hachar Prking Lot Acq & Cons	220,000	220,000	-	220,000	-	220,000
Hamilton Hotel - Section 108	182,236	182,236	-	182,236	-	182,236
Anna St Community Baseball Field	215,000	215,000	-	215,000	-	215,000
Cielito Lindo Park Improvements	100,000	-	-	-	-	-
Azteca Zero Depth Splash Park	220,000	220,000	-	220,000	-	220,000
Bethany House Shelter Expansion	100,000	100,000	-	100,000	-	100,000
Eistetter Facility Expansion Imprv	125,000	125,000	-	125,000	-	125,000
Taylor Parking Imprv (Phase II)	80,053	80,053	-	80,053	-	80,053
Andy Ramos Park Imprv	215,000	215,000	-	215,000	-	215,000
South Laredo Public Library	-	1,020,000	-	1,020,000	-	1,020,000
TOTAL 34TH ACTION YEAR	3,686,051	4,386,051	-	4,386,051	-	4,386,051
35TH ACTION YEAR						
Administration	-	-	-	-	664,392	664,392
Housing Rehab. Admin.	-	-	-	-	727,914	727,914
Code Enforcement	-	-	-	-	462,716	462,716

**CITY OF LAREDO, TEXAS  
COMMUNITY DEVELOPMENT FUND  
PROJECT BUDGET  
FY 2009-2010**

<b>DESCRIPTION</b>	<b>ORIGINAL BUDGET FY 08-09</b>	<b>AMENDED BUDGET FY 08-09</b>	<b>INCEPTION TO 09/30/08</b>	<b>TOTAL ESTIMATE FY 08-09</b>	<b>ADOPTED BUDGET FY 09-10</b>	<b>TOTAL PROJECT BUDGET FY 09-10</b>
Graffiti Removal Program	-	-	-	-	49,282	49,282
Sidewalks (District I)	-	-	-	-	105,700	105,700
Sidewalks (District IV)	-	-	-	-	210,700	210,700
Sidewalks (District V)	-	-	-	-	210,700	210,700
Sidewalks (District VII)	-	-	-	-	210,700	210,700
ADA Sidewalk Improvements	-	-	-	-	200,000	200,000
Hamilton Hotel - Section 108	-	-	-	-	150,901	150,901
Civic Center Soft Track	-	-	-	-	211,000	211,000
Freddie Benavides Shade	-	-	-	-	75,000	75,000
Washington Playscpe Shade	-	-	-	-	30,000	30,000
Heritage Park Improvements	-	-	-	-	210,700	210,700
Riverhills Parkland Acq	-	-	-	-	210,700	210,700
<b>TOTAL 35TH ACTION YEAR</b>	-	-	-	-	3,730,405	3,730,405
<b>TOTAL EXPENDITURES</b>	<b>38,159,856</b>	<b>38,159,856</b>	<b>31,595,493</b>	<b>6,564,363</b>	<b>3,730,405</b>	<b>41,890,261</b>
<b>CLOSING BALANCE</b>	-	-	<b>2,486</b>	-	-	-



FUND NUMBER	211 COMMUNITY DEVELOPMENT
DEPARTMENT NUMBER	95 35TH ACTION YEAR
DIVISION NUMBER	10 ADMINISTRATION

**MISSION**

To provide a better quality of life for the citizens, particularly persons of low to moderate income, by creating housing and economic opportunities, facilitating public improvements and promoting a clean, healthy and safe environment.

**OBJECTIVES & PLANNED ACCOMPLISHMENTS**

- Establish decent and affordable housing for persons of very low to moderate income.
- Improve quality of life for low to moderate income persons.
- Enhance community services for residents.
- Provide assistance in declining neighborhoods.
- Plan, implement and administer infrastructure projects in areas of low income as funded by HUD.
- Implement housing rehabilitation and construction programs which provide safe, decent and affordable housing for individuals of low income.
- Seek, identify and apply for federal, state and/or local funding to provide much needed infrastructure improvements and services.
- Enforce City Codes of Ordinances pertaining to weeds, junk vehicles and nuisance.
- Promote customer service.
- Monitor applicable federal, state and local funded projects to ensure compliance with program rules and regulations.
- Assist with direct or indirect job creation.
- Maintain percentage of programs with zero audit findings at 100%.

**EXPENDITURES**

	AMENDED 08-09	INCEPTION TO 09/30/08	ESTIMATED 08-09	ADOPTED 09-10	TOTAL PROJECT 09-10
Personnel Services	3,632,485	3,168,232	464,253	463,443	4,095,928
Materials & Supplies	88,777	76,472	12,305	16,818	105,595
Contractual Services	1,465,680	1,291,798	173,882	178,695	1,644,375
Other Charges	124,855	74,546	50,309	5,436	130,291
Capital Outlay	72,129	53,629	18,500	-	72,129
<b>Total</b>	<b>5,383,926</b>	<b>4,664,677</b>	<b>719,249</b>	<b>664,392</b>	<b>6,048,318</b>

**PERSONNEL POSITION LISTING**

DEPT	DIV	AUTH #	POSITION NO.	GRADE	POSITION TITLE	09-10 ADOPTED ANNUAL RATE
95	10	30	20014	R32	ADMINISTRATIVE ASSISTANT I	54,038
95	10	168	20014	R32	ADMINISTRATIVE ASSISTANT I	28,995
95	10	37	20015	R35	ADMINISTRATIVE ASSISTANT II	36,920
95	10	167	20251	R25	CLERK II	19,302
95	10	19	10258	R43	COMMUNITY DEVELOPMENT DIR. (AT 70%)	60,744
95	10	40	30061	R38	COMPLIANCE OFFICER	46,862
95	10	131	80288	R23	CUSTODIAN	10,546
95	10	15	10760	R37	HOUSING REHAB MANAGER (AT 50%)	29,660
95	10	1	10040	R41	PROGRAMS ADMINISTRATOR (AT 65%)	45,927
<b>TOTAL COUNT</b>			<b>9</b>		<b>TOTAL SALARIES</b>	<b>332,995</b>

FUND NUMBER  
DEPARTMENT NUMBER  
DIVISION NUMBER

211 COMMUNITY DEVELOPMENT  
95 35TH ACTION YEAR  
20 HOUSING REHABILITATION

**MISSION**

The goal of the Housing Rehabilitation Program is to upgrade the City’s housing stock through rehabilitation of low income owner-occupant housing.

**OBJECTIVES & PLANNED ACCOMPLISHMENTS**

- Eliminate housing conditions that are detrimental to health, safety and public welfare through rehabilitation assistance.
- Engage in activities that will conserve and expand the City’s housing stock in order to provide a decent home and suitable living environment for low and moderate income homeowners.
- Address lead-based paint hazards.
- Increase property values and raise self-esteem
- Provide owner-occupants of substandard housing with up to \$30,000 at 0% interest to address all building code deficiencies.
- Provide low income owner-occupants with Emergency Repair Grants of up to \$8,000 to address hazards relating to electrical, plumbing and roofing systems.
- Provide low income owner-occupants with sewer connections grants of up to \$8,000 to eliminate pit privies.
- Provide low income owner occupants with exterior paint grants of up to \$2,500.
- Maintain all rehabilitation project completions on a timely schedule.
- Address dwellings that test positive for lead-based paint.

**EXPENDITURES**

	<b>AMENDED 08-09</b>	<b>INCEPTION TO 09/30/08</b>	<b>ESTIMATED 08-09</b>	<b>ADOPTED 09-10</b>	<b>TOTAL PROJECT 09-10</b>
Personnel Services	1,430,211	1,222,260	207,951	209,279	1,639,490
Materials & Supplies	63,462	49,311	14,151	10,131	73,593
Contractual Services	3,194,442	2,469,437	725,005	508,504	3,702,946
Other Charges	5	5	-	-	5
Capital Outlay	69,044	69,044	-	-	69,044
Transfers Out	3,460	3,460	-	-	3,460
<b>Total</b>	<b>4,760,624</b>	<b>3,813,517</b>	<b>947,107</b>	<b>727,914</b>	<b>5,488,538</b>

FUND NUMBER	211 COMMUNITY DEVELOPMENT
DEPARTMENT NUMBER	95 35TH ACTION YEAR
DIVISION NUMBER	20 HOUSING REHABILITATION

PERSONNEL POSITION LISTING

DEPT	DIV	AUTH #	POSITION NO.	GRADE	POSITION TITLE	09-10 ADOPTED ANNUAL RATE
95	20	16	40366	R29	DRAFTING TECHNICIAN	24,128
95	20	14	40763	R28	HOUSING ELIGIBILITY TECHNICIAN	33,322
95	20	49	40761	R32	HOUSING REHAB INSPECTOR	32,573
95	10	15	10760	R37	HOUSING REHAB MANAGER (AT 50%)	29,660
69	48	48	40761	R32	HOUSING REHAB INSPECTOR (AT 60%)	29,166
<b>TOTAL COUNT</b>			<b>5</b>		<b>TOTAL SALARIES</b>	<b>148,849</b>

PERFORMANCE MEASURES

	ACTUAL 06-07	ACTUAL 07-08	ESTIMATED 08-09	ADOPTED 09-10
<b>Workload Measures</b>				
<i>Inputs</i>				
Number of Full-Time Equivalent (FTE)-Rehab Inspectors	1.5	1.5	1.5	1.5
Number of Full-Time Equivalent (FTE)-Drafting Technician	1	1	1	1
Number of Full-Time Equivalent (FTE)-Administrative Staff	1	1	1	1
<i>Outputs</i>				
Number of inquiries taken	354	314	350	350
Number of qualified applicants processed	71	37	50	51
Number of preliminary inspections completed	86	53	60	75
Number of Reconstruction projects completed	N/A	N/A	2	3
Number of Housing Rehabilitations completed	N/A	5	3	5
Number of Livability Grants	N/A	28	45	43
Housing Rehab plans completed	6	5	6	5
Miscellaneous plans completed	34	28	47	46
<i>Efficiency Measures</i>				
Number of rehabilitation projects completed per FTE	35.5	18.5	33	34
<b>Effectiveness Measures</b>				
% of rehabilitation projects completed as scheduled	100%	100%	100%	100%

FUND NUMBER	211 COMMUNITY DEVELOPMENT
DEPARTMENT NUMBER	95 35TH ACTION YEAR
DIVISION NUMBER	30 CODE ENFORCEMENT

**MISSION**

Enhance neighborhoods and the public’s health, safety and welfare through enforcement of City Code of Ordinances.

**OBJECTIVES & PLANNED ACCOMPLISHMENTS**

- Ensure citizens live in a clean, healthy and safe environment.
- Prevent and eliminate slum and blight influences and hazardous conditions.
- Eliminate rubbish, junk vehicles and nuisance on properties.
- Promote cleanliness through campaigns (Operation Clean-up, Block of Month, Force Clean).
- Educate the public on property maintenance codes.
- Conduct property inspections.
- Respond to complaints to ensure compliance with City Code of Ordinances.
- Educate the public regarding existing City Ordinances and the need to maintain a clean and healthy environment.
- Identify and force-clean properties, as deemed necessary.
- Maintain the percentage of cases closed at 95%.
- Maintain the average number of days to close a case at 20 days.

**EXPENDITURES**

	AMENDED 08-09	INCEPTION TO 09/30/08	ESTIMATED 08-09	ADOPTED 09-10	TOTAL PROJECT 09-10
Personnel Services	2,569,544	2,196,064	373,480	363,256	2,932,800
Materials & Supplies	201,183	153,319	47,864	31,624	232,807
Contractual Services	265,036	166,610	98,426	67,836	332,872
Capital Outlay	101,078	86,078	15,000	-	101,078
Transfers Out	10,610	10,610	-	-	10,610
<b>Total</b>	<b>3,147,451</b>	<b>2,612,681</b>	<b>534,770</b>	<b>462,716</b>	<b>3,610,167</b>

**PERSONNEL POSITION LISTING**

DEPT	DIV	AUTH #	POSITION NO.	GRADE	POSITION TITLE	09-10 ADOPTED ANNUAL RATE
95	30	168	20251	R25	CLERK II	19,302
95	30	58	40201	R31	PROPERTY CODES ENFORCE INSP II	28,662
95	30	59	40201	R31	PROPERTY CODES ENFORCE INSP II	37,648
95	30	60	40201	R31	PROPERTY CODES ENFORCE INSP II	48,131
95	30	61	40201	R31	PROPERTY CODES ENFORCE INSP II	31,907
95	30	62	40201	R31	PROPERTY CODES ENFORCE INSP II	26,312
95	30	15	40202	R34	PROPERTY CODES ENFORCE SUPVR (AT 95 %)	65,168
<b>TOTAL COUNT</b>			<b>7</b>		<b>TOTAL SALARIES</b>	<b>257,131</b>

FUND NUMBER  
DEPARTMENT NUMBER  
DIVISION NUMBER

211 COMMUNITY DEVELOPMENT  
95 35TH ACTION YEAR  
30 CODE ENFORCEMENT

PERFORMANCE MEASURES

	ACTUAL 06-07	ACTUAL 07-08	ESTIMATED 08-09	ADOPTED 09-10
<b>Workload Measures</b>				
<i>Inputs</i>				
Number of full-time equivalent employees (FTE) – inspections and cases	6.95	6.95	6.95	6.95
Number of dirty lots (high weeds & nuisance)	12,732	12,432	13,101	14,500
Number of illegal dumping cases	237	301	203	250
Number of junk vehicles identified	2,737	2,534	2,440	3,000
Number of dumped/unwanted tires picked up	5,345	4,325	5,234	6,000
Total tons of unwanted accumulation	605	599	675	750
Number of public awareness presentations	12	12	12	12
Number of Operation Clean-up Campaign	12	12	12	12
Number of propertied force-cleans	20	18	20	30
<i>Outputs</i>				
Number of requests for service/case	25,372	26,233	21,697	27,000
Number of inspections conducted	50,994	45,466	43,394	48,000
Number of cases that complied voluntarily	25,497	26,007	21,604	27,000
Number of cases closed	25,497	26,007	21,604	27,000
<b>Efficiency Measures</b>				
Number of cases per FTE – inspectors	3,642	4,422	3,093	4,000
Number of inspections per FTE – inspections	7,284	8,844	6,186	8,000
<b>Effectiveness Measures</b>				
% of inspections that complied voluntarily	97	97	97	97
% of cases closed	97	97	97	97
Average number of days to close a case	20	20	20	20

FUND NUMBER	211 COMMUNITY DEVELOPMENT
DEPARTMENT NUMBER	95 35TH ACTION YEAR
DIVISION NUMBER	31 GRAFFITI REMOVAL

**MISSION**

Eliminate the defacement of public structures as a result of the use of spray paint and other liquid solutions.

**OBJECTIVES & PLANNED ACCOMPLISHMENTS**

- Eliminate slum and blight from City properties and structures within designated low and moderate income areas.
- Eliminate graffiti from City-owned walls, bridges, roads, buildings, fences, gates and public structures.
- Increase public awareness to reduce graffiti.

**EXPENDITURES**

	AMENDED 08-09	INCEPTION TO 09/30/08	ESTIMATED 08-09	ADOPTED 09-10	TOTAL PROJECT 09-10
Personnel Services	251,843	215,201	36,642	37,580	289,423
Materials & Supplies	61,753	46,426	15,327	9,639	71,392
Contractual Services	22,360	1,392	20,968	2,063	24,423
Capital Outlay	12,089	31,759	(19,670)	-	12,089
Transfers Out	865	865	-	-	865
<b>Total</b>	348,910	295,643	53,267	49,282	398,192

**PERSONNEL POSITION LISTING**

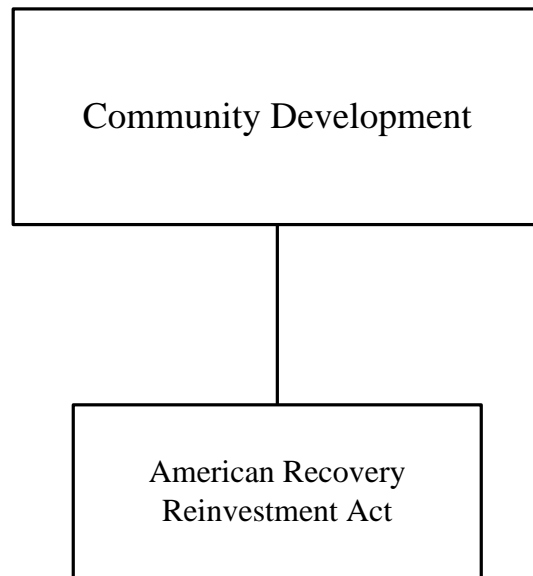
DEPT	DIV	AUTH #	POSITION NO.	GRADE	POSITION TITLE	09-10 ADOPTED ANNUAL RATE
94	31	6	80187	R25	MAINTENANCE WORKER	23,754
<b>TOTAL COUNT</b>			<b>1</b>		<b>TOTAL SALARIES</b>	<b>23,754</b>

FUND NUMBER	211 COMMUNITY DEVELOPMENT
DEPARTMENT NUMBER	95 35TH ACTION YEAR
DIVISION NUMBER	31 GRAFFITI REMOVAL

PERFORMANCE MEASURES

	ACTUAL 06-07	ACTUAL 07-08	ESTIMATED 08-09	ADOPTED 09-10
<b>Workload Measures</b>				
<i>Inputs</i>				
Number of full-time equivalent employees (FTE)	1	1	1	1
Gallons of chemicals used for graffiti removal	850	825	825	900
Gallons of paints used for graffiti	375	675	850	950
<i>Outputs</i>				
Number of walls cleaned	132	144	178	200
Number of easements cleaned	35	32	43	50
Number of sidewalks cleaned	23	43	27	40
Number of city buildings cleaned	22	29	32	
Number of Overpasses Cleaned	83	107	112	115
Number of parks cleaned	91	57	49	75
<b>Effectives Measures</b>				
Percent of graffiti removal projects completed	100	100	100	100

# AMERICAN RECOVERY REINVESTMENT ACT FUND

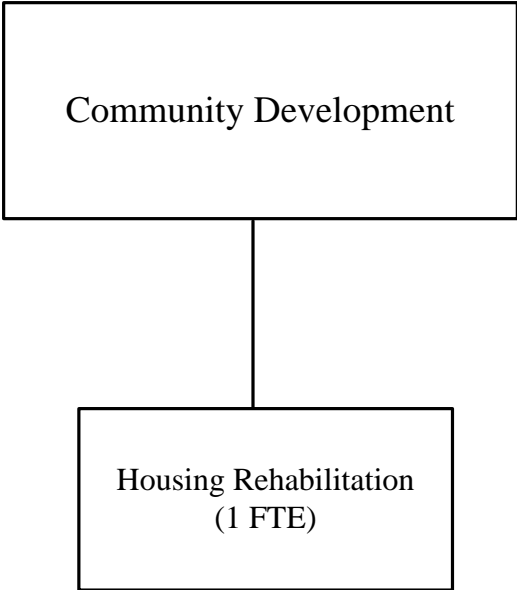




**CITY OF LAREDO, TEXAS**  
**AMERICAN RECOVERY REINVESTMENT ACT**  
**OPERATING GRANTS FUND**  
**FY 2009-2010**

DESCRIPTION	ORIGINAL BUDGET FY 08-09	AMENDED BUDGET FY 08-09	INCEPTION TO 09/30/08	TOTAL ESTIMATE FY08-09	ADOPTED BUDGET FY 09-10	TOTAL PROJECT BUDGET FY 09-10
<b>OPENING BALANCE</b>	-	-	-	-	-	-
<b>REVENUES</b>						
WEATHERIZATION ASSISTANCE						
Intergovernmental Revenue	-	-	-	-	3,271,636	3,271,636
HPRP						
Intergovernmental Revenue	-	-	-	-	1,490,976	1,490,976
NEIGHBORHOOD STABILIZATION						
Intergovernmental Revenue	-	-	-	-	2,127,102	2,127,102
CDBG RECOVERY						
Intergovernmental Revenue	-	-	-	-	975,026	975,026
<b>TOTAL REVENUES</b>	-	-	-	-	<b>7,864,740</b>	<b>7,864,740</b>
<b>TOTAL AVAILABLE</b>	-	-	-	-	<b>7,864,740</b>	<b>7,864,740</b>
<b>EXPENDITURES</b>						
WEATHERIZATION ASSISTANCE						
Other Charges	-	-	-	-	3,271,636	3,271,636
HPRP						
Other Charges	-	-	-	-	1,490,976	1,490,976
NEIGHBORHOOD STABILIZATION						
Other Charges	-	-	-	-	2,127,102	2,127,102
CDBG RECOVERY						
Other Charges	-	-	-	-	975,026	975,026
<b>TOTAL EXPENDITURES</b>	-	-	-	-	<b>7,864,740</b>	<b>7,864,740</b>
<b>CLOSING BALANCE</b>	-	-	-	-	-	-

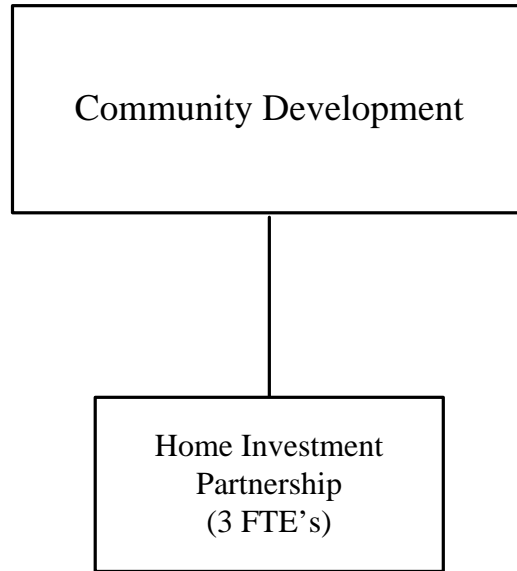
# Housing Rehabilitation Fund



**CITY OF LAREDO, TEXAS**  
**HOUSING REHABILITATION FUND**  
**OPERATING BUDGET**  
**FY 2009-2010**

DESCRIPTION	ACTUAL FY 06-07	ACTUAL FY 07-08	ORIGINAL BUDGET FY 08-09	AMENDED BUDGET FY 08-09	TOTAL ESTIMATE FY 09-10	ADOPTED BUDGET FY 09-10
<b>OPENING BALANCE</b>	8,827	47,951	63,098	39,757	39,758	36,886
<b>REVENUES</b>						
Loan Reimbursement	146,219	112,710	130,000	130,000	130,000	70,000
Net Increase (Decrease) in the Fair Value of Investments	194	(77)	-	-	-	-
Reimbursements	-	31	-	-	-	-
<b>TOTAL REVENUES</b>	<b>146,413</b>	<b>112,664</b>	<b>130,000</b>	<b>130,000</b>	<b>130,000</b>	<b>70,000</b>
<b>TOTAL AVAILABLE</b>	<b>155,240</b>	<b>160,615</b>	<b>193,098</b>	<b>169,757</b>	<b>169,758</b>	<b>106,886</b>
<b>EXPENDITURES</b>						
Administration						
Personnel	29,162	34,058	38,173	38,173	38,173	38,908
Contractual Services	2,377	1,507	1,703	1,868	1,868	1,999
Other Charges	-	2	-	-	-	-
Total Administration	31,539	35,567	39,876	40,041	40,041	40,907
Housing Rehab Loans						
Contractual Services	75,750	85,290	92,831	92,831	92,831	65,979
Total Housing Rehab Loans	75,750	85,290	92,831	92,831	92,831	65,979
<b>TOTAL EXPENDITURES</b>	<b>107,289</b>	<b>120,857</b>	<b>132,707</b>	<b>132,872</b>	<b>132,872</b>	<b>106,886</b>
<b>CLOSING BALANCE</b>	<b>47,951</b>	<b>39,758</b>	<b>60,391</b>	<b>36,885</b>	<b>36,886</b>	<b>-</b>

# Home Investment Partnership Fund



**CITY OF LAREDO, TEXAS**  
**HOME INVESTMENT PARTNERSHIP FUND**  
**PROJECT BUDGET**  
**FY 2009-2010**

DESCRIPTION	ORIGINAL BUDGET FY 08-09	AMENDED BUDGET FY 08-09	INCEPTION TO 09/30/08	TOTAL ESTIMATE FY 08-09	ADOPTED BUDGET FY 09-10	TOTAL PROJECT BUDGET FY 09-10
<b>OPENING BALANCE</b>	-	-	-	58,762	-	-
<b>REVENUES</b>						
Intergovernmental Revenues						
Home 2001 Grant	1,508,000	1,508,000	1,507,999	1	-	1,508,000
Home 2003 Grant	1,454,026	1,454,026	1,454,025	1	-	1,454,026
Home 2004 Grant	1,444,006	1,444,006	1,434,923	9,083	-	1,444,006
Home 2005 Grant	1,381,138	1,381,138	1,307,431	73,707	-	1,381,138
Home 2006 Grant	1,299,879	1,299,879	1,196,053	103,826	-	1,299,879
Home 2007 Grant	1,290,876	1,290,876	928,830	362,046	-	1,290,876
Home 2008 Grant	1,248,285	1,248,285	-	1,248,285	-	1,248,285
Home 2009 Grant	-	-	-	-	1,389,582	1,389,582
ADDI Program 2005 Grant	25,734	25,734	25,734	-	-	25,734
ADDI Program 2006 Grant	12,841	12,841	12,841	-	-	12,841
ADDI Program 2007 Grant	12,841	12,841	12,841	-	-	12,841
ADDI Program 2008 Grant	5,188	5,188	-	5,188	-	5,188
Interest Earnings	1,807	1,807	2,619	-	-	2,619
Reimbursements	402,009	402,009	484,376	5	20,006	504,387
<b>TOTAL REVENUES</b>	<b>10,086,630</b>	<b>10,086,630</b>	<b>8,367,672</b>	<b>1,802,142</b>	<b>1,409,588</b>	<b>11,579,402</b>
<b>TOTAL AVAILABLE</b>	<b>10,086,630</b>	<b>10,086,630</b>	<b>8,367,672</b>	<b>1,860,904</b>	<b>1,409,588</b>	<b>11,579,402</b>
<b>EXPENDITURES</b>						
Program Income						
Downpayment Assistance	283,804	403,816	428,233	58,767	20,006	507,006
Total Program Income	283,804	403,816	428,233	58,767	20,006	507,006
Home 2001 Grant						
Personnel Services	127,954	127,954	127,954	-	-	127,954
Materials and Supplies	1,010	1,010	1,010	-	-	1,010
Contractual Services	11,199	11,199	11,199	-	-	11,199
Loans to CHDO	226,200	226,200	226,200	-	-	226,200
Downpayment Assistance	878,515	878,515	878,515	-	-	878,515
Tenant Based Rental Assist.	263,122	263,122	263,122	-	-	263,122
Total Home 2001 Grant	1,508,000	1,508,000	1,508,000	-	-	1,508,000
Home 2003 Grant						
Personnel Services	99,081	99,081	99,081	-	-	99,081
Materials and Supplies	848	848	848	-	-	848
Contractual Services	10,000	10,000	10,000	-	-	10,000
Loans to CHDO	218,104	218,104	218,104	-	-	218,104
Downpayment Assistance	841,002	841,002	841,002	-	-	841,002
Tenant Based Rental Assist.	284,991	284,991	284,991	-	-	284,991
Total Home 2003 Grant	1,454,026	1,454,026	1,454,026	-	-	1,454,026

**CITY OF LAREDO, TEXAS**  
**HOME INVESTMENT PARTNERSHIP FUND**  
**PROJECT BUDGET**  
**FY 2009-2010**

DESCRIPTION	ORIGINAL BUDGET FY 08-09	AMENDED BUDGET FY 08-09	INCEPTION TO 09/30/08	TOTAL ESTIMATE FY 08-09	ADOPTED BUDGET FY 09-10	TOTAL PROJECT BUDGET FY 09-10
Home 2004 Grant						
Personnel Services	119,279	119,279	119,279	-	-	119,279
Materials and Supplies	1,098	1,098	1,098	-	-	1,098
Contractual Services	11,104	11,104	11,104	-	-	11,104
Loans to CHDO	216,601	216,601	216,601	-	-	216,601
Downpayment Assistance	816,010	816,010	807,039	8,971	-	816,010
Tenant Based Rental Assist.	279,914	279,914	279,802	112	-	279,914
<b>Total Home 2004 Grant</b>	<b>1,444,006</b>	<b>1,444,006</b>	<b>1,434,923</b>	<b>9,083</b>	<b>-</b>	<b>1,444,006</b>
Home 2005 Grant						
Personnel Services	98,049	98,049	98,049	-	-	98,049
Materials and Supplies	1,270	1,270	1,270	-	-	1,270
Contractual Services	12,191	12,191	12,193	-	-	12,193
Loans to CHDO	207,171	207,171	200,890	6,279	-	207,169
Downpayment Assistance	788,473	788,473	721,046	67,427	-	788,473
Tenant Based Rental Assist.	273,984	273,984	273,984	-	-	273,984
<b>Total Home 2005 Grant</b>	<b>1,381,138</b>	<b>1,381,138</b>	<b>1,307,432</b>	<b>73,706</b>	<b>-</b>	<b>1,381,138</b>
Home 2006 Grant						
Personnel Services	98,751	98,751	98,750	-	-	98,750
Materials and Supplies	2,411	2,411	2,411	-	-	2,411
Contractual Services	9,917	9,917	9,917	-	-	9,917
Loans to CHDO	194,982	194,982	168,176	26,806	-	194,982
Downpayment Assistance	721,451	721,451	644,430	77,022	-	721,452
Tenant Based Rental Assist.	272,367	272,367	272,367	-	-	272,367
<b>Total Home 2006 Grant</b>	<b>1,299,879</b>	<b>1,299,879</b>	<b>1,196,051</b>	<b>103,828</b>	<b>-</b>	<b>1,299,879</b>
Home 2007 Grant						
Personnel Services	119,831	119,831	102,116	17,616	-	119,732
Materials and Supplies	804	804	799	-	-	799
Contractual Services	8,452	8,452	8,556	-	-	8,556
Loans to CHDO	193,632	193,632	-	193,632	-	193,632
Downpayment Assistance	697,683	637,677	522,116	115,561	-	637,677
Tenant Based Rental Assist.	330,480	330,480	295,242	35,238	-	330,480
<b>Total Home 2007 Grant</b>	<b>1,350,882</b>	<b>1,290,876</b>	<b>928,829</b>	<b>362,047</b>	<b>-</b>	<b>1,290,876</b>
Home 2008 Grant						
Personnel Services	114,588	114,588	-	114,588	-	114,588
Materials and Supplies	464	464	-	464	-	464
Contractual Services	8,452	8,452	-	8,452	-	8,452
Loans to CHDO	187,243	187,243	-	187,243	-	187,243
Downpayment Assistance	657,544	597,538	-	597,538	-	597,538
Tenant Based Rental Assist.	340,000	340,000	-	340,000	-	340,000
<b>Total Home 2008 Grant</b>	<b>1,308,291</b>	<b>1,248,285</b>	<b>-</b>	<b>1,248,285</b>	<b>-</b>	<b>1,248,285</b>

**CITY OF LAREDO, TEXAS**  
**HOME INVESTMENT PARTNERSHIP FUND**  
**PROJECT BUDGET**  
**FY 2009-2010**

DESCRIPTION	ORIGINAL BUDGET FY 08-09	AMENDED BUDGET FY 08-09	INCEPTION TO 09/30/08	TOTAL ESTIMATE FY 08-09	ADOPTED BUDGET FY 09-10	TOTAL PROJECT BUDGET FY 09-10
Home 2009 Grant						
Personnel Services	-	-	-	-	118,876	118,876
Materials and Supplies	-	-	-	-	4,100	4,100
Contractual Services	-	-	-	-	15,518	15,518
Loans to CHDO	-	-	-	-	208,438	208,438
Downpayment Assistance	-	-	-	-	702,650	702,650
Tenant Based Rental Assist.	-	-	-	-	340,000	340,000
<b>Total Home 2009 Grant</b>	<b>-</b>	<b>-</b>	<b>-</b>	<b>-</b>	<b>1,389,582</b>	<b>1,389,582</b>
ADDI Program 2005 Grant						
Downpayment Assistance	25,734	25,734	25,734	-	-	25,734
<b>Total ADDI Program 2005 Grant</b>	<b>25,734</b>	<b>25,734</b>	<b>25,734</b>	<b>-</b>	<b>-</b>	<b>25,734</b>
ADDI Program 2006 Grant						
Downpayment Assistance	12,841	12,841	12,841	-	-	12,841
<b>Total ADDI Program 2006 Grant</b>	<b>12,841</b>	<b>12,841</b>	<b>12,841</b>	<b>-</b>	<b>-</b>	<b>12,841</b>
ADDI Program 2007 Grant						
Downpayment Assistance	12,841	12,841	12,841	-	-	12,841
<b>Total ADDI Program 2007 Grant</b>	<b>12,841</b>	<b>12,841</b>	<b>12,841</b>	<b>-</b>	<b>-</b>	<b>12,841</b>
ADDI Program 2008 Grant						
Downpayment Assistance	5,188	5,188	-	5,188	-	5,188
<b>Total ADDI Program 2008 Grant</b>	<b>5,188</b>	<b>5,188</b>	<b>-</b>	<b>5,188</b>	<b>-</b>	<b>5,188</b>
<b>TOTAL EXPENDITURES</b>	<b>10,086,630</b>	<b>10,086,630</b>	<b>8,308,910</b>	<b>1,860,904</b>	<b>1,409,588</b>	<b>11,579,402</b>
<b>CLOSING BALANCE</b>	<b>-</b>	<b>-</b>	<b>58,762</b>	<b>-</b>	<b>-</b>	<b>-</b>

FUND NUMBER	217 HOME INVESTMENT PARTNERSHIP FUND
DEPARTMENT NUMBER	69 COMMUNITY DEVELOPMENT
DIVISION NUMBER	48 AFFORDABLE HOUSING

**MISSION**

Implement and administer programs which create affordable homeownership and rental housing opportunities for persons of low and moderate income

**OBJECTIVES & PLANNED ACCOMPLISHMENTS**

- Partner with the private sector in facilitating homeownership opportunities by providing down payment assistance to qualifying low income persons
- Make available Tenant-Based Rental Assistance to qualifying elderly residents who fall under the 50% Area Median Family Income
- Continue to work with Community Development Housing Organizations (CHDO's) in developing, owning and/or sponsoring affordable housing made available to both the renter and homeowner households

**EXPENDITURES**

	AMENDED 08-09	INCEPTION TO 09/30/08	ESTIMATED 08-09	ADOPTED 09-10	TOTAL PROJECT 09-10
Personnel Services	759,818	645,229	132,304	118,876	896,409
Materials & Supplies	7,900	7,436	469	4,100	12,005
Contractual Services	9,318,912	7,656,245	1,728,131	1,286,612	10,670,988
<b>Total</b>	10,086,630	8,308,910	1,860,904	1,409,588	11,579,402

**PERSONNEL POSITION LISTING**

DEPT	DIV	AUTH #	POSITION NO.	GRADE	POSITION TITLE	09-10 ADOPTED ANNUAL RATE
69	48	31	20014	R32	ADMINISTRATIVE ASSISTANT I	29,869
69	48	39	20015	R35	ADMINISTRATIVE ASSISTANT II	35,506
69	48	48	40761	R32	HOUSING REHAB INSPECTOR (AT 40%)	19,444
<b>TOTAL COUNT</b>			<b>3</b>		<b>TOTAL SALARIES</b>	<b>84,818</b>



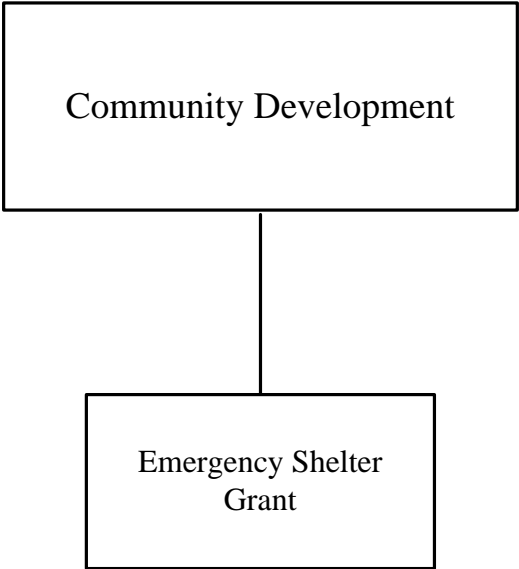
FUND NUMBER  
DEPARTMENT NUMBER  
DIVISION NUMBER

217 HOME INVESTMENT PARTNERSHIP FUND  
69 COMMUNITY DEVELOPMENT  
48 AFFORDABLE HOUSING

PERFORMANCE MEASURES

	ACTUAL 06-07	ACTUAL 07-08	ESTIMATED 08-09	ADOPTED 09-10
<b>Workload Measures</b>				
<i>Inputs</i>				
Number of FTE's	2.5	2.5	2.5	2.5
Down Payment Assistance (DPA) loan assistance allocation	\$836,926	\$779,815	\$887,886	\$722,656
ADDI loan allocation	\$12,841	\$12,841	\$5,188	N/A
15% CHDO set aside	N/A	\$193,631	\$187,243	\$208,438
TBRA allocation (100 units)	\$330,000	\$330,480	\$340,000	\$340,000
<i>Outputs</i>				
Number of down payment assistance applications processed	100	95	100	100
Number of families who attended first-time homebuyer counseling	95	95	100	100
Number of ADDI applications processed	2	4	1	1
Number of elderly residents assisted through TBRA	115	108	110	110
Number of CHDO proposals reviewed	2	2	1	2
Number of CHDO contracts awarded	1	1	1	2
Number of environmental reviews completed	80	90	95	95
Number of re-inspections completed	25	15	20	20
Number of rental unit HQS inspections	110	108	110	110

# Emergency Shelter Grant Fund



**CITY OF LAREDO, TEXAS**  
**EMERGENCY SHELTER GRANT FUND**  
**PROJECT BUDGET**  
**FY 2009-2010**

DESCRIPTION	ORIGINAL BUDGET FY 08-09	AMENDED BUDGET FY 08-09	INCEPTION TO 09/30/07	TOTAL ESTIMATE FY 08-09	ADOPTED BUDGET FY 09-10	TOTAL PROJECT BUDGET FY 09-10
<b>OPENING BALANCE</b>	-	-	-	-	-	-
<b>REVENUES</b>						
31st Action Year/ 2005 Grant	158,593	158,593	158,593	-	-	-
32nd Action Year/2006 Grant	158,468	158,468	158,368	100	-	-
33rd Action Year/ 2007 Grant	160,079	160,079	107,701	52,378	-	160,079
34th Action Year/ 2008 Grant	159,922	159,922	-	159,922	-	159,922
35th Action Year/ 2009 Grant	-	-	-	-	159,838	159,838
<b>TOTAL REVENUES</b>	<b>637,062</b>	<b>637,062</b>	<b>424,662</b>	<b>212,400</b>	<b>159,838</b>	<b>479,839</b>
<b>EXPENDITURES</b>						
31st Action Year Expenditures:						
Materials and Supplies	1,876	1,876	1,876	-	-	-
Contractual Services	156,717	156,717	156,717	-	-	-
Total 31st Action Year	158,593	158,593	158,593	-	-	-
32nd Action Year Expenditures:						
Materials and Supplies	1,007	1,007	907	100	-	-
Contractual Services	157,045	157,045	157,045	-	-	-
Capital Outlay	416	416	416	-	-	-
Total 32nd Action Year	158,468	158,468	158,368	100	-	-
33rd Action Year Expenditures:						
Materials and Supplies	72	72	-	72	-	72
Contractual Services	160,007	160,007	107,701	52,306	-	160,007
Total 33rd Action Year	160,079	160,079	107,701	52,378	-	160,079
34th Action Year Expenditures:						
Materials and Supplies	700	700	-	700	-	700
Contractual Services	159,222	159,222	-	159,222	-	159,222
Total 34th Action Year	159,922	159,922	-	159,922	-	159,922
35th Action Year Expenditures:						
Materials and Supplies	-	-	-	-	1,200	1,200
Contractual Services	-	-	-	-	158,638	158,638
Total 35th Action Year	-	-	-	-	159,838	159,838
<b>TOTAL EXPENDITURES</b>	<b>637,062</b>	<b>637,062</b>	<b>424,662</b>	<b>212,400</b>	<b>159,838</b>	<b>479,839</b>
<b>CLOSING BALANCE</b>	-	-	-	-	-	-

FUND NUMBER  
DEPARTMENT NUMBER  
DIVISION NUMBER

219 EMERGENCY SHELTER  
94 COMMUNITY DEVELOPMENT  
52 34<sup>TH</sup> ACTION YEAR /2008 GRANT

**MISSION**

To provide shelter to individuals and families that have do not have an adequate and/or permanent nighttime residence and to provide homeless prevention services to persons who are on the verge of becoming homeless.

**OBJECTIVES & PLANNED ACCOMPLISHMENTS**

- End chronic homelessness
- Transition homeless families and individuals to permanent housing
- Provide funding to renovate, rehabilitate, or convert buildings for use as emergency shelters or transitional housing for the homeless
- Provide funds for essential services for the homeless
- Provide operating costs for emergency shelters or transitional housing for the homeless.
- Provide homeless prevention assistance

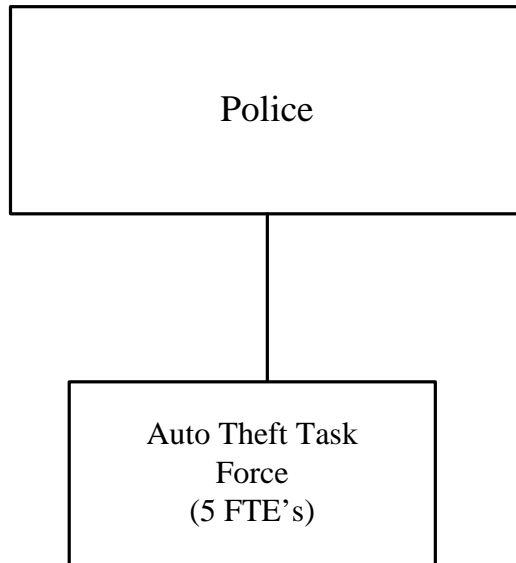
**EXPENDITURES**

	<b>AMENDED 08-09</b>	<b>INCEPTION TO 09/30/08</b>	<b>ESTIMATED 08-09</b>	<b>ADOPTED 09-10</b>	<b>TOTAL PROJECT 09-10</b>
Materials & Supplies	3,670	2,783	887	1,200	1,987
Contractual Services	632,976	421,462	211,514	158,638	477,852
Capital Outlay	416	416	-	-	-
<b>Total</b>	<b>637,062</b>	<b>424,661</b>	<b>212,401</b>	<b>159,838</b>	<b>479,839</b>

**PERFORMANCE MEASURES**

	<b>ACTUAL 06-07</b>	<b>ACTUAL 07-08</b>	<b>ESTIMATED 08-09</b>	<b>ADOPTED 09-10</b>
<b>Workload Measures</b>				
<i>Inputs</i>				
Funds awarded to sub-recipients for Homeless Prevention	\$25,000	\$48,000	\$35,000	\$33,000
Funds awarded for operations	\$93,368	\$69,479	\$81,316	\$83,403
Funds awarded for essential svcs .	\$37,500	\$40,000	\$41,106	\$40,435
<i>Outputs</i>				
Shelters aiding homeless	2	2	2	2
Svc Prov for Homeless Prev. Asst.	1	1	1	1
Households given Homeless Prevention Assistance	30	46	35	30
People served at shelters	3,594	1,924	4,000	2,100
Avg cost/ household with Homeless Prevention Assistance	\$833	\$1,043	\$1,000	\$1,000
Avg cost/person at emerg. shelters	\$50	\$36	\$59	\$40

# Auto Theft Task Force Fund



**CITY OF LAREDO, TEXAS**  
**AUTOHEFT TASK FORCE**  
**OPERATING BUDGET**  
**FY 2009-2010**

DESCRIPTION	ACTUAL FY 06-07	ACTUAL FY 07-08	ORIGINAL BUDGET FY 08-09	AMENDED BUDGET FY 08-09	TOTAL ESTIMATE FY 08-09	ADOPTED BUDGET FY 09-10
<b>OPENING BALANCE</b>	<b>283,263</b>	<b>326,642</b>	<b>35,564</b>	<b>322,215</b>	<b>322,215</b>	<b>19,713</b>
<b>REVENUES</b>						
Texas Department of Transportation:						
Autotheft Grant - 2006	404,375	-	-	-	-	-
Autotheft Grant - 2007	-	351,345	-	-	-	-
Autotheft Grant - 2008	-	-	-	345,719	345,719	-
Autotheft Grant - 2009	-	-	346,000	346,000	346,000	-
Autotheft Grant - 2010	-	-	-	-	-	346,000
Interest Earnings	7,600	6,435	4,500	4,500	3,900	3,500
Net Increase (Decrease) in the						
Fair Value of Investments	646	(32)	-	-	-	-
Reimbursement and Miscellaneous	-	3,079	-	-	-	-
Intergovernmental Revenue:						
Webb County 2006	33,383	-	-	-	-	-
Webb County 2007	-	45,135	-	-	-	-
Webb County 2008	-	-	-	44,421	44,421	-
Webb County 2009	-	-	48,459	48,459	48,459	-
Webb County 2010	-	-	-	-	-	54,000
Operating Transfer In:						
General Fund 2007	240,984	-	-	-	-	-
General Fund 2008	-	253,084	-	-	-	-
General Fund 2009	-	-	232,009	232,009	232,009	-
General Fund 2010	-	-	-	-	-	266,192
<b>TOTAL REVENUES</b>	<b>686,988</b>	<b>659,046</b>	<b>630,968</b>	<b>1,021,108</b>	<b>1,020,508</b>	<b>669,692</b>
<b>TOTAL AVAILABLE</b>	<b>970,251</b>	<b>985,688</b>	<b>666,532</b>	<b>1,343,323</b>	<b>1,342,723</b>	<b>689,405</b>
<b>EXPENDITURES</b>						
Autotheft Task Force 2004	9,999	-	-	-	-	-
Autotheft Task Force 2006	592,959	30,288	-	-	-	-
Autotheft Task Force 2007	40,651	585,610	-	-	-	-
Autotheft Task Force 2008	-	47,575	-	656,478	656,478	-
Autotheft Task Force 2009	-	-	666,532	666,532	666,532	-
Autotheft Task Force 2010	-	-	-	-	-	689,405
<b>TOTAL EXPENDITURES</b>	<b>643,609</b>	<b>663,473</b>	<b>666,532</b>	<b>1,323,010</b>	<b>1,323,010</b>	<b>689,405</b>
<b>CLOSING BALANCE</b>	<b>326,642</b>	<b>322,215</b>	<b>-</b>	<b>20,313</b>	<b>19,713</b>	<b>-</b>

FUND NUMBER	222 AUTO THEFT TASK FORCE
DEPARTMENT NUMBER	23 POLICE
DIVISION NUMBER	62 AUTO THEFT GRANT 06/07
	63 AUTO THEFT COUNTIES 06/07
	95 AUTO THEFT GRANT 07/08
	96 AUTO THEFT COUNTIES 07/08
	08 AUTO THEFT GRANT 08/09
	09 AUTO THEFT COUNTIES 08/09

EXPENDITURES (2362) AUTOTHEFT GRANT 06/07

	ACTUAL 06-07	ACTUAL 07-08	BUDGET 08-09	ESTIMATED 08-09	ADOPTED 09-10
Other Charges	480,405	-	-	-	-
Contractual Services	17,438	-	-	-	-
Capital Outlay	28,451	30,288	-	-	-
<b>TOTAL</b>	<b>526,294</b>	<b>30,288</b>	<b>-</b>	<b>-</b>	<b>-</b>

EXPENDITURES (2363) AUTOTHEFT COUNTIES 06/07

	ACTUAL 06-07	ACTUAL 07-08	BUDGET 08-09	ESTIMATED 08-09	ADOPTED 09-10
Other Charges	66,665	-	-	-	-
<b>TOTAL</b>	<b>66,665</b>	<b>-</b>	<b>-</b>	<b>-</b>	<b>-</b>

EXPENDITURES (2395) AUTOTHEFT GRANT 07/08

	ACTUAL 06-07	ACTUAL 07-08	BUDGET 08-09	ESTIMATED 08-09	ADOPTED 09-10
Personnel Services	34,469	422,277	-	-	-
Materials & Supplies	-	10,593	-	-	-
Contractual Services	231	80,831	-	-	-
<b>TOTAL</b>	<b>34,700</b>	<b>513,701</b>	<b>-</b>	<b>-</b>	<b>-</b>

EXPENDITURES (2396) AUTOTHEFT COUNTIES 07/08

	ACTUAL 06-07	ACTUAL 07-08	BUDGET 08-09	ESTIMATED 08-09	ADOPTED 09-10
Personnel Services	5,591	71,657	-	-	-
Contractual Services	-	250	-	-	-
<b>TOTAL</b>	<b>5,591</b>	<b>71,907</b>	<b>-</b>	<b>-</b>	<b>-</b>

FUND NUMBER	222 AUTO THEFT TASK FORCE
DEPARTMENT NUMBER	23 POLICE
DIVISION NUMBER	08 AUTO THEFT GRANT 08/09 09 AUTO THEFT COUNTIES 08/09 12 AUTO THEFT GRANT 09/10 14 AUTO THEFT COUNTIES 09/10

EXPENDITURES (2308) AUTOTHEFT GRANT 08/09

	ACTUAL 06-07	ACTUAL 07-08	BUDGET 08-09	ESTIMATED 08-09	ADOPTED 09-10
Personnel Services	-	40,715	437,965	437,965	-
Materials & Supplies	-	-	39,000	39,000	-
Contractual Services	-	-	103,995	103,995	-
<b>TOTAL</b>	-	40,715	580,960	580,960	-

EXPENDITURES (2309) AUTOTHEFT COUNTIES 08/09

	ACTUAL 06-07	ACTUAL 07-08	BUDGET 08-09	ESTIMATED 08-09	ADOPTED 09-10
Personnel Services	-	6,860	73,518	73,518	-
Contractual Services	-	-	2,000	2,000	-
<b>TOTAL</b>	-	6,860	75,518	75,518	-

EXPENDITURES (2312) AUTOTHEFT GRANT 09/10

	ACTUAL 06-07	ACTUAL 07-08	BUDGET 08-09	ESTIMATED 08-09	ADOPTED 09-10
Personnel Services	-	-	475,718	475,718	-
Materials & Supplies	-	-	7,000	7,000	-
Contractual Services	-	-	101,000	101,000	-
<b>TOTAL</b>	-	-	583,718	583,718	-

EXPENDITURES (2314) AUTOTHEFT COUNTIES 09/10

	ACTUAL 06-07	ACTUAL 07-08	BUDGET 08-09	ESTIMATED 08-09	ADOPTED 09-10
Personnel Services	-	-	80,314	80,314	-
Contractual Services	-	-	2,500	2,500	-
<b>TOTAL</b>	-	-	82,814	82,814	-

PERSONNEL POSITION LISTING

DEPT	DIV	AUTH #	POSITION NO.	GRADE	POSITION TITLE	09-10 ADOPTED ANNUAL RATE
23	44	546	51503	71	PATROL OFFICER/CADET	50,669
23	44	551	51503	71	PATROL OFFICER/CADET	45,677
23	44	552	51503	71	PATROL OFFICER/CADET	58,261
23	44	553	51503	71	PATROL OFFICER/CADET	56,971
23	44	554	51503	71	PATROL OFFICER/CADET	56,971
<b>TOTAL COUNT</b>			<b>5</b>			<b>268,549</b>



FUND NUMBER

222 AUTO THEFT TASK FORCE

DEPARTMENT NUMBER

23 POLICE

DIVISION NUMBER

53 AUTOTHEFT GRANT 10/11  
55 AUTOTHEFT COUNTIES 10/11

**MISSION**

The Laredo Auto Theft Task Force is a combined effort between the Laredo Police Department and the Webb county Sheriff's Office. Our ADOPTED goals and objectives for fiscal year 2010 consist of several methods which will assist us in reducing, preventing, and detecting auto theft, as well as educating the community in auto theft awareness by means of presentations, brochure drop offs, public service announcements, and auto-theft booth displays.

The task force will continue to work with other agencies such as DPS, NICB, US Customs, OCRA, and Mexican authorities in order to reduce, prevent, and detect auto theft in the border City of Laredo, Texas and Webb County.

**OBJECTIVES, GOALS & PLANNED ACCOMPLISHMENTS**

- To reduce the Auto theft rate by 3%, as compared to fiscal year 2009 on a quarterly/annual basis.
- Increase the Auto Theft recoveries by 3% as compared to fiscal year 2009 on a quarterly/annual basis.
- Increase the number of Auto Theft arrests by 3% as compared to fiscal year 2009 on a quarterly/annual basis.
- Continue the Crime Prevention/Public Awareness programs.
- Continue to promote the H.E.A.T. program.
- Continue the window etching program.
- Continue the used auto dealership inspections.
- Continue maintaining an open line of communications with Mexican Authorities.
- Continue to work in conjunction with NICB/DPS in recovering stolen vehicles which are located in Mexico.
- Inspect vehicles going into Mexico at all four International bridges.
- Work surveillance operations.
- The Laredo Auto Theft Task Force will attempt to reduce auto theft by promoting public awareness, PSA's, bridge inspections, H.E.A.T. registrations, window etchings, brochure drop offs, and surveillances.
- The Auto Theft Task Force will attempt to increase auto theft recoveries by working with federal officials and continuing to work at the Laredo bridges inspecting vehicles.
- The Task Force will be working together with the Texas Department of Transportation to inspect used auto car dealerships.
- The Task Force will keep a constant line of communication with Mexican authorities in order to exchange auto theft intelligence/information.
- The Task Force will continue to assist NICB/DPS on a daily basis in order to bring back stolen vehicles into the United States from Mexico.
- The Task Force will conduct approximately 48 auto theft surveillance operations (12 per quarterly) at several public shopping centers along IH 35.

**EXPENDITURES (2353) AUTOTHEFT GRANT 10/11**

	ACTUAL 06-07	ACTUAL 07-08	BUDGET 08-09	ESTIMATED 08-09	ADOPTED 09-10
Personnel Services	-	-	-	-	498,591
Materials & Supplies	-	-	-	-	7,000
Contractual Services	-	-	-	-	101,000
<b>TOTAL</b>	-	-	-	-	606,591

FUND NUMBER	222 AUTO THEFT TASK FORCE
DEPARTMENT NUMBER	23 POLICE
DIVISION NUMBER	53 AUTOTHEFT GRANT 10/11 55 AUTOTHEFT COUNTIES 10/11

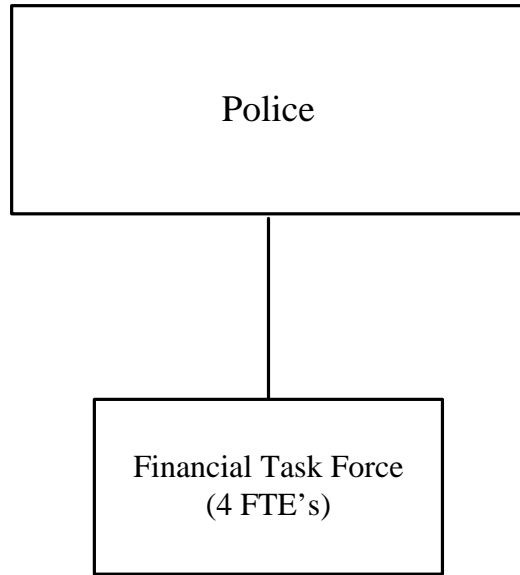
EXPENDITURES (2355) AUTOTHEFT COUNTIES 10/11

	ACTUAL 06-07	ACTUAL 07-08	BUDGET 08-09	ESTIMATED 08-09	ADOPTED 09-10
Other Charges	-	-	-	-	82,814
<b>TOTAL</b>	-	-	-	-	82,814

PERFORMANCE MEASURES

	ACTUAL 06-07	ACTUAL 07-08	ESTIMATED 08-09	ADOPTED 09-10
Number of stolen vehicles	1,478	1,584	1,500	1,440
Number of arrests	82	85	80	83
Number of recovered vehicles	562	578	550	575
Value of vehicles recovered	\$5,611,220	\$6,894,000	\$5,500,00	\$5,500,000
Value of stolen auto parts recovered	\$178,000	\$178,000	\$200,000	\$200,000
Number of vehicle inspections	154	288	250	260
Bridge operations conducted	110	77	80	90
Public awareness events	121	59	80	90
Number of other cases investigated associated with Auto Theft	30	48	67	70

# Financial Task Force Fund



**CITY OF LAREDO, TEXAS**  
**FINANCIAL TASK FORCE**  
**OPERATING BUDGET**  
**FY 2009-2010**

DESCRIPTION	ACTUAL FY 06-07	ACTUAL FY 07-08	ORIGINAL BUDGET FY 08-09	AMENDED BUDGET FY 08-09	TOTAL ESTIMATE FY 08-09	ADOPTED BUDGET FY 09-10
<b>OPENING BALANCE</b>	<b>439,192</b>	<b>428,380</b>	<b>432,472</b>	<b>400,057</b>	<b>400,057</b>	<b>439,492</b>
<b>REVENUES</b>						
Intergovernmental Revenue	723,290	689,532	857,681	1,398,445	1,398,445	968,489
Rents, Royalties & Interest	7,824	4,942	6,200	6,200	4,400	4,000
Reimburse & Miscellaneous	1,968	11,671	70,000	70,000	111,235	70,000
<b>TOTAL REVENUES</b>	<b>733,082</b>	<b>706,145</b>	<b>933,881</b>	<b>1,474,645</b>	<b>1,514,080</b>	<b>1,042,489</b>
<b>TOTAL AVAILABLE</b>	<b>1,172,274</b>	<b>1,134,525</b>	<b>1,366,353</b>	<b>1,874,702</b>	<b>1,914,137</b>	<b>1,481,981</b>
<b>EXPENDITURES</b>						
Financial Task Force 02/03	9,181	-	-	-	-	-
Financial Task Force 05/06	-	4,427	-	-	-	-
Financial Task Force 06/07	202,123	14,106	-	14,965	14,965	-
Financial Task Force 07/08	411,816	185,119	-	82,196	82,196	-
Financial Task Force 08/09	-	363,513	-	372,592	372,592	-
Financial Task Force 09/10	-	-	757,579	757,579	757,579	-
Financial Task Force 10/11	-	-	-	-	-	781,383
South Tx. Drug Related TF 06/07	46,576	2,131	-	-	-	-
South Tx. Drug Related TF 07/08	53,375	35,455	-	11,086	11,086	-
South Tx. Drug Related TF 08/09	-	41,532	-	58,384	58,384	-
South Tx. Drug Related TF 09/10	-	-	100,102	100,102	100,102	-
South Tx. Drug Related TF 10/11	-	-	-	-	-	100,106
Program Income 06	17,104	-	-	-	-	-
Program Income 07	3,719	13,415	-	-	-	-
Program Income 08	-	31,311	-	-	-	-
Program Income	-	-	76,200	76,200	76,200	74,000
HIDTA Interdiction Project	-	43,459	-	1,541	1,541	-
HIDTA Interdiction Project 2010	-	-	-	-	-	87,000
<b>TOTAL EXPENDITURES</b>	<b>743,894</b>	<b>734,468</b>	<b>933,881</b>	<b>1,474,645</b>	<b>1,474,645</b>	<b>1,042,489</b>
<b>CLOSING BALANCE</b>	<b>428,380</b>	<b>400,057</b>	<b>432,472</b>	<b>400,057</b>	<b>439,492</b>	<b>439,492</b>

FUND NUMBER	223 FINANCIAL TASK FORCE
DEPARTMENT NUMBER	23 POLICE
DIVISION NUMBER	17 FINANCIAL TASK FORCE
	18 FINANCIAL COUNTIES
	21 PROGRAM INCOME
	24 SOUTH TX DRUG RELATED

EXPENDITURES (2317) FINANCIAL TASK FORCE 2008

	ACTUAL 06-07	ACTUAL 07-08	BUDGET 08-09	ESTIMATED 08-09	ADOPTED 09-10
Personnel Services	-	161,852	189,874	189,874	-
Materials & Supplies	-	-	25,440	25,440	-
Contractual Services	-	3,655	47,825	47,825	-
Total	-	165,507	263,139	263,139	-

EXPENDITURES (2318) FINANCIAL COUNTIES 2008

	ACTUAL 06-07	ACTUAL 07-08	BUDGET 08-09	ESTIMATED 08-09	ADOPTED 09-10
Personnel	-	198,006	109,453	109,453	-
TOTAL	-	198,006	109,453	109,453	-

EXPENDITURES (2334) PROGRAM INCOME 08/09

	ACTUAL 06-07	ACTUAL 07-08	BUDGET 08-09	ESTIMATED 08-09	ADOPTED 09-10
Material & Supplies	-	-	500	500	-
Contractual Services	-	-	40,000	40,000	-
Other Charges	-	-	35,700	35,700	74,000
TOTAL	-	-	76,200	76,200	74,000

EXPENDITURES (2336) SOUTH TX DRUG RELATED 2009

	ACTUAL 06-07	ACTUAL 07-08	BUDGET 08-09	ESTIMATED 08-09	ADOPTED 09-10
Personnel Services	-	-	51,666	51,666	-
Materials & Supplies	-	-	11,036	11,036	-
Contractual Services	-	-	37,400	37,400	-
TOTAL	-	-	100,102	100,102	-

FUND NUMBER	223 FINANCIAL TASK FORCE
DEPARTMENT NUMBER	23 POLICE
DIVISION NUMBER	68 FINANCIAL TASK FORCE 2009-2010
	87 FINANCIAL COUNTIES 2009-2010
	34 PROGRAM INCOME 2009-2010
	98 SOUTH TX DRUG RELATED 2009-2010
	23 INTERDICTION PROJECT 2009-2010

EXPENDITURES (2368) FINANCIAL GRANT 2010

	ACTUAL 06-07	ACTUAL 07-08	BUDGET 08-09	ESTIMATED 08-09	ADOPTED 09-10
Personnel Services	-	-	-	-	374,481
Materials & Supplies	-	-	-	-	30,400
Contractual Services	-	-	-	-	52,680
Other Charges	-	-	-	-	60,101
TOTAL	-	-	-	-	517,662

EXPENDITURES (2387) FINANCIAL COUNTIES 2010

	ACTUAL 06-07	ACTUAL 07-08	BUDGET 08-09	ESTIMATED 08-09	ADOPTED 09-10
Personnel	-	-	-	-	263,721
TOTAL	-	-	-	-	263,721

EXPENDITURES (2398) SOUTH TX DRUG RELATED 2010

	ACTUAL 06-07	ACTUAL 07-08	BUDGET 08-09	ESTIMATED 08-09	ADOPTED 08-09
Personnel Services	-	-	-	-	50,950
Materials & Supplies	-	-	-	-	11,756
Contractual Services	-	-	-	-	37,400
TOTAL	-	-	-	-	100,106

EXPENDITURES (2323) INTERDICTION PROJECT 2010

	ACTUAL 06-07	ACTUAL 07-08	BUDGET 08-09	ESTIMATED 08-09	ADOPTED 09-10
Personnel	-	-	-	-	87,000
TOTAL	-	-	-	-	87,000

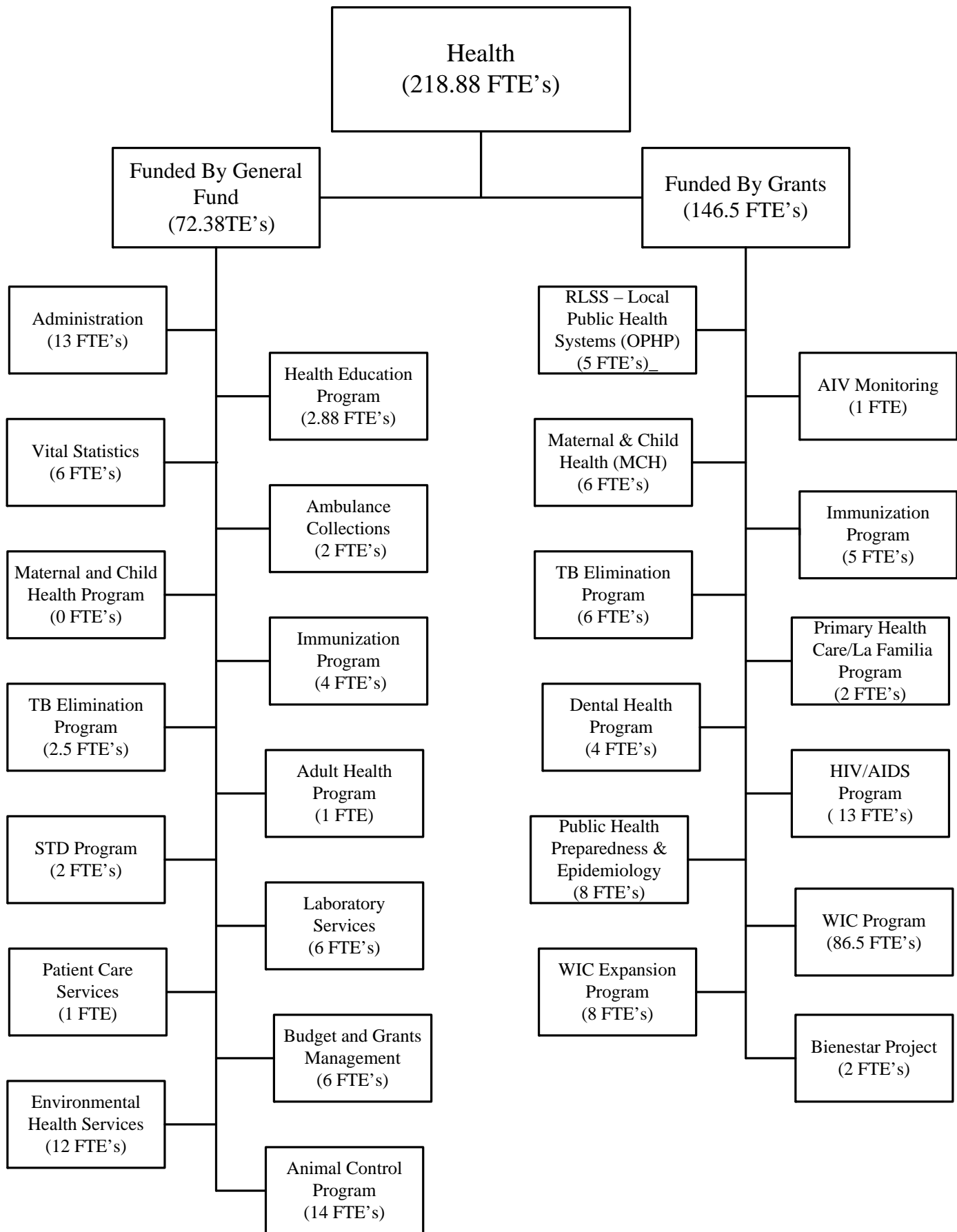
FUND NUMBER	223 FINANCIAL TASK FORCE
DEPARTMENT NUMBER	23 POLICE
DIVISION NUMBER	68 FINANCIAL TASK FORCE 2009-2010
	87 FINANCIAL COUNTIES 2009-2010
	34 PROGRAM INCOME 2009-2010
	98 SOUTH TX DRUG RELATED 2009-2010
	23 INTERDICTION PROJECT 2009-2010

PERSONNEL POSITION LISTING

DEPT	DIV	AUTH #	POSITION NO.	GRADE	POSITION TITLE	09-10 ADOPTED ANNUAL RATE
23	68	45	20015	R35	ADMINISTRATIVE ASSISTANT II	42,702
23	68	173	50857	72	POLICE INVESTIGATOR	64,896
23	68	470	50857	72	POLICE INVESTIGATOR	73,926
23	68	73	51559	73	POLICE SERGEANT	71,014
<b>TOTAL COUNT</b>			<b>4</b>		<b>TOTAL SALARIES</b>	<b>252,538</b>

PERFORMANCE MEASURES - FINANCIAL NARCOTICS ENFORCEMENT TEAM  
(H.I.D.T.A.)

Workload Measures	ACTUAL 06-07	ACTUAL 07-08	ESTIMATED 08-09	ADOPTED 09-10
Marijuana Seized ( Value)	\$9,268,685	\$7,028,826	\$900,000	\$900,000
Assets Seized: Currency	\$3,790,267	\$2,819,009	\$2,500,000	\$2,500,000
Property Seized	\$468,993	N/A	\$500,000	\$500,000
Assets Forfeited: Currency	\$2,173,870	\$9,847,835	\$2,000,000	\$2,000,000
Cases	116	147	60	60
Arrests	128	123	130	130





**CITY OF LAREDO, TEXAS**  
**HEALTH FUND**  
**OPERATING BUDGET**  
**FY 2009-2010**

DESCRIPTION	ACTUAL FY 06-07	ACTUAL FY 07-08	ORIGINAL BUDGET FY 08-09	AMENDED BUDGET FY 08-09	TOTAL ESTIMATE FY 08-09	ADOPTED BUDGET FY 09-10
<b>OPENING BALANCE</b>	318,096	435,921	-	170,570	170,570	-
<b>REVENUES</b>						
Licenses and Permits	287,302	296,910	302,608	302,608	290,821	305,690
Intergovernmental Revenue	7,265,438	8,612,422	8,652,325	10,214,895	10,087,467	8,586,952
Fees and Collections	951,814	1,046,022	1,215,183	1,259,205	1,097,917	1,240,026
Rents, Royalties and Interest	2,322	2,426	2,560	2,560	1,810	1,865
Reimburse and Miscellaneous	540,175	437,304	770,902	975,574	672,789	783,367
Other Financing Sources	2,749,123	2,990,197	3,393,528	3,393,528	3,117,818	3,213,615
<b>TOTAL REVENUES</b>	<b>11,796,175</b>	<b>13,385,280</b>	<b>14,337,106</b>	<b>16,148,370</b>	<b>15,268,622</b>	<b>14,131,515</b>
<b>TOTAL AVAILABLE</b>	<b>12,114,271</b>	<b>13,821,201</b>	<b>14,337,106</b>	<b>16,318,940</b>	<b>15,439,192</b>	<b>14,131,515</b>
<b>EXPENDITURES</b>						
City Funded Programs	4,347,367	4,949,761	5,418,267	5,471,997	5,194,970	5,238,033
Tx. Dept. of St. Health Svcs.	6,916,496	7,870,737	7,763,198	8,991,796	8,855,800	7,703,632
State Funded Programs	-	-	-	-	-	70,000
Colleges & Universities	238,621	662,047	575,337	761,788	761,788	575,617
Local Funded Programs	24,851	26,641	45,176	73,180	73,180	73,180
School Districts	11,155	13,031	19,374	19,374	19,374	19,389
Other Grants	68,337	60,889	445,754	397,885	397,885	451,664
Other State Programs	71,523	67,525	70,000	136,195	136,195	-
<b>TOTAL EXPENDITURES</b>	<b>11,678,350</b>	<b>13,650,630</b>	<b>14,337,106</b>	<b>15,852,215</b>	<b>15,439,192</b>	<b>14,131,515</b>
<b>CLOSING BALANCE</b>	<b>435,921</b>	<b>170,570</b>	<b>-</b>	<b>466,725</b>	<b>-</b>	<b>-</b>

FUND NUMBER

226 HEALTH DEPT

DEPARTMENT NUMBER

29 HEALTH DEPT / 60 DEPT OF STATE HEALTH SVCS.

DIVISION NUMBER

10 ADMINISTRATION

13 AMBULANCE / 28 BUDGET & GRANTS

07 OFFICE OF PUBLIC HEALTH PRACTICE (OPHP)

## MISSION

To provide essential public health services vital to our resident's health status.

## OBJECTIVES & PLANNED ACCOMPLISHMENTS

- To prevent disease, improve health status, develop comprehensive preparedness activities, enhance surveillance and communications, prolong life, and promote conducive to healthful living through direct or indirect provision of comprehensive public health services and communication, cooperation, and coordination with individual, group, and community health care providers and with local, state, federal, and international health agencies and officials.
- Administer and oversee the operation and management of all of the programs/services to assure efficient and timely comprehensive public health services, disease prevention health promotion and preparedness against any public health threat both in the City of Laredo and County of Webb.
- Oversee Quality Assurance Committee which conducts quarterly meetings to monitor and evaluate clinical performance, productivity and cost effectiveness; identify areas of noncompliance with established standards, rules and protocols; determine whether services are effective in meeting the needs of the clients; identify areas for service improvement; recommend actions to improve quality of services; and monitor those actions for effectiveness, assure quality management to implement high standards of care.
- Provide trainings and staff development opportunities to ensure excellence in customer service, skills building, and employee development and satisfaction.
- Continue collaborative efforts with Nuevo Laredo regarding health education projects focusing on underserved and rural communities (*Colonias* of both sides) the Binational Tuberculosis Control Program; the joint vector control Projects; and the Binational Health Council which incorporates public health professionals of *Los Dos Laredos* and initiate applied research.
- Continue partnership with local, state, and federal agencies to promote health care delivery, assure access to care and implement new strategies to address research for environmental health and chronic disease.
- Continue to advocate for health care issues affecting the Laredo-Webb County area (access to care) through participation on numerous advisory, workgroups, and coalitions to promote public health policy, services and infrastructure (EPA, CDC, DSHS, USMBHC, USMBHA, TALHO, TAMHO and UTHSC-SA).
- Implement and manage a responsible financial plan for the operation of the Department.
- Prepare the annual budget, monitor all expenditures, procurements, contracts and other related financial matters.
- Manage and maintain the Department's inventory which includes vehicles, computer equipment, medical equipment, major office equipment and furnishings and medical and office supplies.
- Plan and oversee construction/renovation of new facilities; the maintenance of the nine existing facilities and planning for future facility related needs for the Department.
- Provide technical support for all departmental information technology systems including INSIGHT the Department's patient information system, Immunization Clinic's IMMTRAC, TB Clinic's TIMS, the HIV/AIDS Program's ARIES.

FUND NUMBER	226 HEALTH DEPT
DEPARTMENT NUMBER	29 HEALTH DEPT / 60 DEPT OF STATE HEALTH SVCS.
DIVISION NUMBER	10 ADMINISTRATION
	13 AMBULANCE / 28 BUDGET & GRANTS
	07 OFFICE OF PUBLIC HEALTH PRACTICE (OPHP)

EXPENDITURES (2910) ADMINISTRATION

	ACTUAL 06-07	ACTUAL 07-08	AMENDED 08-09	ESTIMATED 08-09	ADOPTED 09-10
Personnel Services	662,094	720,132	748,245	671,324	729,749
Materials & Supplies	50,599	53,007	67,057	67,057	64,456
Contractual Services	414,593	368,623	472,606	472,606	431,047
Other Charges	6,905	11,397	87,446	87,446	3,624
Capital Outlay	7,804	-	-	-	-
<b>Total</b>	1,141,995	1,153,159	1,375,354	1,298,433	1,228,876

PERSONNEL POSITION LISTING

DEPT	DIV	AUTH #	POSITION NO.	GRADE	POSITION TITLE	09-10 ADOPTED ANNUAL RATE
29	10	28	20014	R32	ADMINISTRATIVE ASSISTANT I	43,514
29	10	2	20015	R35	ADMINISTRATIVE ASSISTANT II	38,272
29	10	61	20018	R29	ADMINISTRATIVE SECRETARY	23,192
29	10	2	70195	R32	BLDG. MAINTENANCE SUPERVISOR	56,035
29	10	18	70189	R28	BUILDING MAINTENANCE MECHANIC	27,123
29	10	99	15033	R41	CHIEF OF EPIDEMIOLOGY (AT 60%)	46,013
29	10	288	20250	R23	CLERK I	16,848
29	10	26	80288	R23	CUSTODIAN	18,242
29	10	27	80288	R23	CUSTODIAN	17,867
29	10	68	80288	R23	CUSTODIAN	19,594
29	10	1	80666	R23	GROUNDSKEEPER	22,256
29	10	13	10750	R45	HEALTH DIRECTOR	136,989
29	10	10	21221	R23	MESSENGER	28,558
<b>TOTAL COUNT</b>			<b>13</b>		<b>TOTAL SALARIES</b>	<b>494,503</b>

FUND NUMBER	226 HEALTH DEPT
DEPARTMENT NUMBER	9 HEALTH DEPT / 60 DEPT OF STATE HEALTH SVCS.
DIVISION NUMBER	10 ADMINISTRATION
	13 AMBULANCE / 28 BUDGET & GRANTS
	07 OFFICE OF PUBLIC HEALTH PRACTICE (OPHP)

EXPENDITURES (2913) EMS COLLECTIONS

	ACTUAL 06-07	ACTUAL 07-08	AMENDED 08-09	ESTIMATED 08-09	ADOPTED 09-10
Personnel Services	85,407	87,321	87,213	38,560	79,506
Materials & Supplies	609	658	1,300	1,300	1,300
Contractual Services	184,373	197,048	260,583	260,583	322,993
Other Charges	420	1	-	-	-
<b>Total</b>	270,809	285,028	349,096	300,443	403,799

PERSONNEL POSITION LISTING

DEPT	DIV	AUTH #	POSITION NO.	GRADE	POSITION TITLE	09-10 ADOPTED ANNUAL RATE
29	13	3	40020	R31	AMBULANCE ACCTS RECVBLE SUPV	26,312
29	13	37	20013	R27	CLERK III	28,205
<b>TOTAL COUNT</b>			<b>2</b>		<b>TOTAL SALARIES</b>	<b>54,517</b>

EXPENDITURES (2928) BUDGET & GRANTS MGMT

	ACTUAL 06-07	ACTUAL 07-08	AMENDED 08-09	ESTIMATED 08-09	ADOPTED 09-10
Personnel Services	284,983	286,878	313,393	259,540	300,964
Materials & Supplies	1,150	1,126	5,795	5,795	5,715
Contractual Services	7,518	9,851	8,732	8,732	12,021
Other Charges	-	2	-	-	-
<b>Total</b>	293,651	297,857	327,920	274,067	318,700

FUND NUMBER	226 HEALTH DEPT
DEPARTMENT NUMBER	29 HEALTH DEPT/60 DEPT OF STATE HEALTH SVCS.
DIVISION NUMBER	10 ADMINISTRATION
	13 AMBULANCE / 28 BUDGET & GRANTS
	07 OFFICE OF PUBLIC HEALTH PRACTICE (OPHP)

PERSONNEL POSITION LISTING

DEPT	DIV	AUTH #	POSITION NO.	GRADE	POSITION TITLE	09-10 ADOPTED ANNUAL RATE
29	28	3	20015	R35	ADMINISTRATIVE ASSISTANT II	45,677
29	28	48	20018	R29	ADMINISTRATIVE SECRETARY	23,192
29	28	1	15036	R39	CHIEF, GRANTS AND BUDGET (@ 90%)	65,444
29	28	329	20250	R23	CLERK I	17,514
29	28	160	20251	R25	CLERK II	26,707
29	28	2	40237	R35	REVENUE COLLECTIONS SUPERVISOR	37,856
<b>TOTAL COUNT</b>			<b>6</b>		<b>TOTAL SALARIES</b>	<b>216,390</b>

EXPENDITURES (6007) OPHP

	ACTUAL 06-07	ACTUAL 07-08	AMENDED 08-09	ESTIMATED 08-09	ADOPTED 09-10
Personnel Services	281,462	319,691	325,120	325,120	415,507
Materials & Supplies	34,935	33,266	-	-	-
Contractual Services	72,258	41,063	11,660	11,660	4,695
Other Charges	-	-	128,827	128,827	62,868
Capital Outlay	10,741	16,152	-	-	-
<b>Total</b>	<b>399,396</b>	<b>410,172</b>	<b>465,607</b>	<b>465,607</b>	<b>483,070</b>

FUND NUMBER	226 HEALTH DEPT
DEPARTMENT NUMBER	29 HEALTH DEPT/60 DEPT OF STATE HEALTH SVCS.
DIVISION NUMBER	10 ADMINISTRATION AMBULANCE / 28 BUDGET & GRANTS 07 OFFICE OF PUBLIC HEALTH PRACTICE (OPHP)

PERSONNEL POSITION LISTING

DEPT	DIV	AUTH #	POSITION NO.	GRADE	POSITION TITLE	09-10 ADOPTED ANNUAL RATE
60	7	5	10026	R39	CHIEF OF HEALTH EDUCATION (AT 75%)	64,069
60	7	1	30024	R38	REGISTERED NURSE II	44,616
60	7	6	41808	R34	SANITARIAN II	43,805
60	5	33	10125	R39	RN, NURSE SUPERVISOR @ 30%)	19,800
29	28	1	15036	R39	CHIEF, GRANTS AND BUDGET (@ 10%)	7,272
60	10	12	40264	R33	MICRO COMPUTER SPECIALIST (@ 70%)	21,709
60	3	16	10189	R41	CHIEF PREVENTIVE HEALTH SVCS (@ 75%)	65,239
60	7	11	31821	R37	SENIOR PROGRAMMER/ANALYST (@ 80%)	38,688
<b>TOTAL COUNT</b>			<b>8</b>		<b>TOTAL SALARIES</b>	<b>305,197</b>

PERFORMANCE MEASURES (2910, 6007)

	ACTUAL 06-07	ACTUAL 07-08	ESTIMATED 08-09	ADOPTED 09-10
<b>Workload Measures</b>				
<i>Inputs</i>				
Number of FTE's –all funding sources	209.8	218.88	220.88	219.88
Number of FTE's-Administration (Non-Janitorial)	6.1	6.1	6.1	5.75
Number of FTE's-Administration Support Staff	7	7	7	7
<i>Outputs</i>				
Number of fully executed provider contracts	52	55	60	60
<b>Efficiency Measures</b>				
No. of contracts (provider) administered per administration	8.52	9.3	10.2	10.0
<b>Effectiveness Measures</b>				
% of provider completed w/ in 60 days of council appr.	100%	100%	100%	100%

FUND NUMBER

226 HEALTH DEPT

DEPARTMENT NUMBER

29 HEALTH DEPT / 60 DEPT OF STATE HEALTH SVCS.

DIVISION NUMBER

10 ADMINISTRATION

13 AMBULANCE / 28 BUDGET & GRANTS

07 OFFICE OF PUBLIC HEALTH PRACTICE (OPHP)

PERFORMANCE MEASURES (2928, 2913)

	ACTUAL 06-07	ACTUAL 07-08	ESTIMATED 08-09	ADOPTED 09-10
<b>Workload Measures</b>				
<i>Inputs</i>				
Number of FTEs – Budget & Grants / Management	4	4	4	4
Number of FTEs – Budget & Grants / Clinical Billing	2	2	2	2
No. of FTEs – Budget & Grants / Ambulance Collections	2	2	2	2
Number of FTE’s-Budget & Grants / MIS	2	2	2	2
<i>Outputs</i>				
No. of DSHS & other funding agency grants executed	28	29	29	31
Number of clinical claims submitted	14,643	13,200	16,200	16,500
Number of ambulance claims submitted	13,970	15,000	15,036	15,570
Number of work orders performed	1,347	1,835	N/A	N/A
<b>Efficiency Measures</b>				
Clinical Claims Submitted per FTE	7,321	6,600	8,001	8,250
Ambulance Claims Submitted per FTE	6,985	7,500	7,518	7,785
Work orders completed per FTE	474	918	N/A	N/A
<b>Effectiveness Measures</b>				
% of DSHS contracts completed within 60 days of Council approval	100%	100%	100%	100%
Clinical claims submitted within 90 days	98%	98%	99.9%	99.9%
Ambulance claims submitted within 90 days	100%	100%	100%	100%
% of MIS work orders completed	100%	100%	100%	100%

FUND NUMBER	226 HEALTH DEPT
DEPARTMENT NUMBER	29 HEALTH DEPT / 60 DEPT. OF STATE HEALTH SVCS.
DIVISION NUMBER	11 HEALTH ED-BUENA VIDA
	14 MI FUTURO ABSTINENCE EDUCATION PILOT PGM

## MISSION

To implement, promote and sustain community-based health education and promotion activities designed to develop skills and knowledge for the prevention of disease, reduce disability, promote wellness and improve the general health status and the quality of life.

## OBJECTIVES & PLANNED ACCOMPLISHMENTS

- To enhance personal health awareness responsibility and promote the participation of wellness health care.
- Increase the awareness and participation in preventive health care services and activities by the community.
- Provide comprehensive preventive health education and prevention services to develop skills, knowledge and capacity among the people of Laredo to improve their health outcomes and the quality of life.
- Develop and enhance partnerships with local, state, and regional and bi-national entities to enhance and promote health people's objectives 2012.
- Enhance community awareness about diabetes, cancer, cardiovascular diseases, and associated health risk factors.
- Program staff will administer Health Risk Profiles to adults to determine chronic disease risk behaviors.
- Staff will conduct educational presentations/sessions on health related topics as requested by local schools and agencies.
- Staff will maintain neighborhood/recreational center exercise classes/health educational groups impacting a total of 4,500 individuals.
- Staff will continue to coordinate with Employee Wellness Program at the City of Laredo Health Department.
- Provide and promote wellness and prevention activities and screening on all critical public health concerns that impact families in Laredo and Webb County especially obesity, diabetes, nutrition, diet and exercise.
- Enhance nutrition, diet and wellness activities with other partners to assure long term behavior and social modification

## EXPENDITURES (2911) HEALTH EDUCATION

	ACTUAL 06-07	ACTUAL 07-08	AMENDED 08-09	ESTIMATED 08-09	ADOPTED 09-10
Personnel Services	122,489	119,634	114,601	119,437	116,314
Materials & Supplies	1,942	1,863	2,314	2,314	2,314
Contractual Services	24,555	55,556	80,265	80,265	38,791
Other Charges	(20)	1	-	-	-
<b>Total</b>	148,966	177,054	197,180	202,016	157,419



FUND NUMBER	226 HEALTH DEPT
DEPARTMENT NUMBER	29 HEALTH DEPT / 60 DEPT. OF STATE HEALTH SVCS.
DIVISION NUMBER	11 HEALTH ED-BUENA VIDA
	14 MI FUTURO ABSTINENCE EDUCATION PILOT PGM

PERSONNEL POSITION LISTING

DEPT	DIV	AUTH #	POSITION NO.	GRADE	POSITION TITLE	09-10 ADOPTED ANNUAL RATE
29	11	83	20012	R23	COMMUNITY SERVICE AIDE	136
29	11	84	80004	R23	LAY COMMUNITY SERVICE AIDE	1,726
29	11	85	80004	R23	LAY COMMUNITY SERVICE AIDE	1,726
29	11	86	80004	R23	LAY COMMUNITY SERVICE AIDE	1,726
29	11	87	80004	R23	LAY COMMUNITY SERVICE AIDE	1,726
29	11	88	80004	R23	LAY COMMUNITY SERVICE AIDE	1,726
29	11	89	80004	R23	LAY COMMUNITY SERVICE AIDE	1,660
29	11	90	80004	R23	LAY COMMUNITY SERVICE AIDE	1,726
29	11	95	80004	R23	LAY COMMUNITY SERVICE AIDE	1,726
29	11	26	40079	R33	LICENSED VOCATIONAL NURSE III	45,136
29	11	60	20254	R28	MEDICAL OFFICE ASSISTANT	23,317
<b>TOTAL COUNT</b>			<b>11</b>		<b>TOTAL SALARIES</b>	<b>305,197</b>

PERFORMANCE MEASURES (2911)

	ACTUAL 06-07	ACTUAL 07-08	ESTIMATED 08-09	ADOPTED 09-10
<b>Workload Measures</b>				
<i>Inputs</i>				
Number of FTE's – LVN's	1	1	1	1
Number of FTE's – MOA	1	1	1	1
<i>Outputs</i>				
Number of Health Risk Profiles completed	2,500	2,400	2,200	2,400
Number of Blood Analysis completed	7,500	5,493	3,000	4,000
Educational Sessions and Presentations	8,000	6,000	3,500	4,000
Number of fitness / exercise sessions	1,667	1,793	1,700	1,700
Attendance (Fitness classes – duplicate count)	30,000	25,100	25,500	26,000
Educational material distributed	7,920	6,000	3,200	3,500
<b>Efficiency Measures</b>				
Number of health screenings per nurse	3,750	1,200	1,500	1,750
No. of 1 to 1 counseling per administrator	1,250	600	1,000	1,500
No. of exercise class participants per instructor	20	15	15	15
<b>Effectiveness Measures</b>				
% of participants improving risk factors after 6 months	10%	6%	6%	6%
No. of worksites and local agencies participating with Buena Vida Wellness program	72	27	1	2

FUND NUMBER	226 HEALTH DEPT
DEPARTMENT NUMBER	29 HEALTH DEPT / 60 DEPT. OF STATE HEALTH SVCS.
DIVISION NUMBER	11 HEALTH ED-BUENA VIDA
	14 MI FUTURO ABSTINENCE EDUCATION PILOT PGM

EXPENDITURES (6014) ABSTINENCE

	ACTUAL 06-07	ACTUAL 07-08	AMENDED 08-09	ESTIMATED 08-09	ADOPTED 09-10
Personnel Services	-	-	-	-	-
Materials & Supplies	-	-	-	-	-
Contractual Services	102,754	26,556	-	-	-
Other Charges	166,568	19,967	-	-	-
Capital Outlay	-	-	-	-	-
<b>Total</b>	269,322	46,523	-	-	-

PERFORMANCE MEASURES (6014)

	ACTUAL 06-07	ACTUAL 07-08	ESTIMATED 08-09	ADOPTED 09-10
<b>Workload Measures</b>				
<i>Inputs</i>				
Number of FTE's	2	1	N/A	N/A
<i>Outputs</i>				
Number of students attending Abstinence Ed. Presentations	4,900	2,850	N/A	N/A
<b>Efficiency Measures</b>				
Number of middle school students educated per FTE	2,450	2,850	N/A	N/A
<b>Effectiveness Measures</b>				
Decreasing the number of pregnancies among middle school students	13	N/A	N/A	N/A

FUND NUMBER  
 DEPARTMENT NUMBER  
 DIVISION NUMBER

226 HEALTH DEPT  
 29 HEALTH DEPT  
 12 VITAL STATISTICS

**MISSION**

To maintain and safeguard an accurate and uniform system for registration and a permanent registry of all births and deaths, which occur in Laredo.

**OBJECTIVES & PLANNED ACCOMPLISHMENTS**

- To insure that every birth, death, and fetal death occurring in this district is properly registered.
- 100% of the birth and death certificates will be received, checked for accuracy, recorded in local vital statistic volumes, and originals submitted to the State Vital Statistics Branch of DSHS once a week.
- Staff members will attend the annual Texas Vital Statistics conference held in December 2009 in Austin to learn the new policy changes.
- 100% of the required weekly, monthly, quarterly and annual reports will be submitted as required by the different governmental agencies.
- 100% of staff will be certified by attorney general on voluntary paternity procedures.
- The new State Electronic Registration System (TER) has been implemented and will continue to be utilized.
- 100% of birth records will be downloaded through (TER) Texas Electronic Registrar.
- 100% of death certificates will be inputted into (TER).
- 100% of medical amendments will be filed as per state status.
- 100% of Acknowledgement of Paternities will be completed and faxed to DSHS

**EXPENDITURES (2912) VITAL STATISTICS**

	<b>ACTUAL 06-07</b>	<b>ACTUAL 07-08</b>	<b>AMENDED 08-09</b>	<b>ESTIMATED 08-09</b>	<b>ADOPTED 09-10</b>
Personnel	172,040	150,669	205,688	171,466	210,179
Materials & Supplies	3,806	16,709	4,069	4,069	3,925
Contractual Services	39,219	396,495	224,689	224,689	51,231
Other Charges	375	309	52,000	52,000	-
<b>Total</b>	<b>215,440</b>	<b>564,182</b>	<b>486,446</b>	<b>452,224</b>	<b>265,335</b>

**PERSONNEL POSITION LISTING**

<b>DEPT</b>	<b>DIV</b>	<b>AUTH #</b>	<b>POSITION NO.</b>	<b>GRADE</b>	<b>POSITION TITLE</b>	<b>09-10 ADOPTED ANNUAL RATE</b>
29	28	3	20015	R35	ADMINISTRATIVE ASSISTANT II	45,677
29	28	48	20018	R29	ADMINISTRATIVE SECRETARY	23,192
29	28	1	15036	R39	CHIEF, GRANTS AND BUDGET (@ 90%)	65,444
29	28	329	20250	R23	CLERK I	17,514
29	28	160	20251	R25	CLERK II	26,707
29	28	2	40237	R35	REVENUE COLLECTIONS SUPERVISOR	37,856
<b>TOTAL COUNT</b>			<b>6</b>		<b>TOTAL SALARIES</b>	<b>144,414</b>

FUND NUMBER  
DEPARTMENT NUMBER  
DIVISION NUMBER

226 HEALTH DEPT  
29 HEALTH DEPT  
12 VITAL STATISTICS

PERFORMANCE MEASURES (2912)

	ACTUAL 06-07	ACTUAL 07-08	ESTIMATED 08-09	ADOPTED 09-10
<b>Workload Measures</b>				
<i>Inputs</i>				
Number of FTE's – staff	5	5	6	6
<i>Outputs</i>				
Birth Certificates (New/FY)	6,586	7,000	7,200	7,560
Death Certificates (New/FY)	1,093	1,150	1,208	1,269
Fetal Death	40	30	40	40
Birth Certified Copies Issued	25,346	32,507	39,008	40,959
Death Certified Copies Issued	6,500	10,169	10,677	11,211
<b>Efficiency Measures</b>				
Number of Vital Statistics Transactions per FTE	7,914	10,171	11,828	12,208
<b>Effectiveness Measures</b>				
Percent of birth and death certificates filed within 30 days	100%	100%	100%	100%
Percent of rejection rate for certificates received at State office (Baseline: 1.5%)	1.0%	1.0%	1.0%	1.0%

FUND NUMBER	226 HEALTH DEPT
DEPARTMENT NUMBER	29 HEALTH DEPT. / 60 DEPT. OF STATE HLTH SVCS.
DIVISION NUMBER	14 STD CLINIC / 20 HIV RYAN WHITE CONSORTIA /21 HIV SOCIAL SERV 02 HIV PREV ACTIVITIES /19 HOPWA II/6401 HIV STFAN 6501 HIV SCAN

**MISSION**

To provide anonymous and confidential HIV antibody testing for persons at risk for HIV infection; plan, develop, and deliver comprehensive outpatient health , early intervention and other health and social support services to meet the identified needs of persons with HIV and their families; educate the community about HIV, mode of transmissions, signs and symptoms, and emphasizing preventive measures.

**OBJECTIVES & PLANNED ACCOMPLISHMENTS**

- To reduce the spread of HIV/STD infections in the HSDA (Health Service Delivery Area) of Jim Hogg, Starr, Webb, Zapata and Duval Counties through individual, group and community level education, counseling, testing, referral, and partner notification services.
- To provide alternatives to hospitalization and facilitate systems of care for persons with HIV infection or AIDS and their families, through early intervention and continuity of care through coordinated, integrated community resources.
- The HIV/STD Program will provide Individual and group level HIV Prevention sessions to individuals of the target subpopulations as described in the Region Action Plan.
- Provide “Standard” and “RAPID” PBC HIV Counseling and Testing to high risk target populations.
- The HIV/STD Program will provide media contacts through the print and electronic media to the target subpopulations.
- At-risk persons will be counseled about HIV/AIDS and develop a risk reduction plan to modify their high risk behavior.
- HIV/AIDS clients will receive early intervention/case management services by HIV/AIDS case manager and essential health and social services by subcontract providers.
- HIV Positive clients that are out of care will be tracked and encouraged to return back into care.
- At risk clients will receive role model stories by staff to help reduce high risk behaviors.
- Staff will provide financial assistance with rental payments and case management services to be eligible HIV/AIDS clients in need of housing.
- 100% of the newly identified HIV patients will be referred to the Disease Intervention Specialist (DIS) for follow-up and partner elicitation/notification.
- Program Coordinator /Administrative Assistant will provide quality assurance practices that will consist of monitoring progress toward meeting program goals, examining the quality of services provided and ensuring ongoing quality improvement activities such as chart audits, observations of staff, skill building activities, case conferences and satisfaction surveys.
- Provide STD screening and treatment for Syphilis, Chlamydia, and Gonorrhea.

**EXPENDITURES (2914) STD CLINIC**

	<b>ACTUAL 06-07</b>	<b>ACTUAL 07-08</b>	<b>AMENDED 08-09</b>	<b>ESTIMATED 08-09</b>	<b>ADOPTED 09-10</b>
Personnel Services	-	-	52,988	10,313	65,260
Materials & Supplies	-	2,249	11,000	11,000	6,760
Contractual Services	-	6,200	34,493	34,493	38,733
<b>Total</b>	-	8,449	98,481	55,806	110,753

FUND NUMBER	226 HEALTH DEPT
DEPARTMENT NUMBER	29 HEALTH DEPT. / 60 DEPT. OF STATE HLTH SVCS.
DIVISION NUMBER	14 STD CLINIC / 20 HIV RYAN WHITE CONSORTIA /21 HIV SOCIAL SERV 02 HIV PREV ACTIVITIES /19 HOPWA II/6401 HIV STFAN 6501 HIV SCAN

PERSONNEL POSITION LISTING

DEPT	DIV	AUTH #	POSITION NO.	GRADE	POSITION TITLE	09-10 ADOPTED ANNUAL RATE
29	14	3	20251	R25	CLERK II	18,554
29	14	4	20254	R28	MEDICAL OFFICE ASSISTANT	21,902
<b>TOTAL COUNT</b>			<b>2</b>		<b>TOTAL SALARIES</b>	<b>40,456</b>

EXPENDITURES (6002) HIV PREVENTION

	ACTUAL 06-07	ACTUAL 07-08	AMENDED 08-09	ESTIMATED 08-09	ADOPTED 09-10
Personnel Services	259,374	278,347	290,182	290,182	293,719
Materials & Supplies	19,002	6,402	9,459	9,459	12,187
Contractual Services	51,403	30,956	16,987	16,987	34,213
<b>Total</b>	<b>329,779</b>	<b>315,705</b>	<b>316,628</b>	<b>316,628</b>	<b>340,119</b>

PERSONNEL POSITION LISTING

DEPT	DIV	AUTH #	POSITION NO.	GRADE	POSITION TITLE	09-10 ADOPTED ANNUAL RATE
60	2	50	20015	R35	ADMINISTRATIVE ASSISTANT II (AT 76%)	45,211
60	2	13	30008	R36	AIDS PROGRAM COORDINATOR (AT 38%)	20,598
60	2	51	30005	R34	CASEWORKER	37,024
60	2	104	20012	R23	COMMUNITY SERVICE AIDE	19,011
60	2	102	35032	R29	HEALTH EDUCATOR I	24,835
60	2	30	35031	R32	HEALTH EDUCATOR II	30,867
60	2	45	35031	R32	HEALTH EDUCATOR II	31,533
<b>TOTAL COUNT</b>			<b>7</b>		<b>TOTAL SALARIES</b>	<b>209,079</b>

FUND NUMBER	226 HEALTH DEPT
DEPARTMENT NUMBER	29 HEALTH DEPT. / 60 DEPT. OF STATE HLTH SVCS.
DIVISION NUMBER	14 STD CLINIC / 20 HIV RYAN WHITE CONSORTIA /21 HIV SOCIAL SERV 02 HIV PREV ACTIVITIES /19 HOPWA II/6401 HIV STFAN 6501 HIV SCAN

EXPENDITURES (6019) HIV HOPWA

	ACTUAL 06-07	ACTUAL 07-08	AMENDED 08-09	ESTIMATED 08-09	ADOPTED 09-10
Materials & Supplies	(144)	3,567	1,020	1,020	2,302
Contractual Services	93,166	77,970	82,680	82,680	76,947
<b>Total</b>	93,022	81,537	83,700	83,700	79,249

EXPENDITURES (6020) HIV RYAN WHITE

	ACTUAL 06-07	ACTUAL 07-08	AMENDED 08-09	ESTIMATED 08-09	ADOPTED 09-10
Personnel Services	135,120	170,655	291,205	291,205	196,888
Materials & Supplies	11,147	1,998	1,901	1,901	3,875
Contractual Services	219,259	207,820	349,740	349,740	218,687
Capital Outlay	316	2,428	-	-	-
<b>Total</b>	365,842	382,901	642,846	642,846	419,450

PERSONNEL POSITION LISTING

DEPT	DIV	AUTH #	POSITION NO.	GRADE	POSITION TITLE	09-10 ADOPTED ANNUAL RATE
60	20	47	30005	R34	CASEWORKER (@ 65%)	20,942
60	20	50	30005	R34	CASEWORKER	40,685
60	20	188	30005	R34	CASEWORKER	36,421
60	20	187	20251	R25	CLERK II	19,906
29	26	20	41110	R29	PHARMACY TECHNICIAN (@ 10%)	3,771
60	2	13	30008	R36	AIDS PROGRAM COORDINATOR (@ 32%)	17,346
<b>TOTAL COUNT</b>			<b>6</b>		<b>TOTAL SALARIES</b>	<b>139,070</b>

FUND NUMBER	226 HEALTH DEPT
DEPARTMENT NUMBER	29 HEALTH DEPT. / 60 DEPT. OF STATE HLTH SVCS.
DIVISION NUMBER	14 STD CLINIC / 20 HIV RYAN WHITE CONSORTIA /21 HIV SOCIAL SERV 02 HIV PREV ACTIVITIES /19 HOPWA II/6401 HIV STFAN 6501 HIV SCAN

EXPENDITURES (6021) HIV HEALTH & SOCIAL SERVICES

	ACTUAL 06-07	ACTUAL 07-08	AMENDED 08-09	ESTIMATED 08-09	ADOPTED 09-10
Personnel Services	68,412	76,390	67,704	67,704	74,162
Materials & Supplies	60	4,388	6,523	6,523	8,552
Contractual Services	31,137	57,080	56,857	56,857	53,093
Other Charges	-	-	-	-	1,870
<b>Total</b>	99,609	137,858	131,084	131,084	137,677

PERSONNEL POSITION LISTING

DEPT	DIV	AUTH #	POSITION NO.	GRADE	POSITION TITLE	09-10 ADOPTED ANNUAL RATE
60	21	19	40262	R27	COMPUTER OPERATOR	30,181
60	2	13	30008	R36	AIDS PROGRAM COORDINATOR (AT 21%)	11,383
60	20	47	30005	R34	CASEWORKER (AT 35%)	11,277
<b>TOTAL COUNT</b>			<b>3</b>		<b>TOTAL SALARIES</b>	<b>52,841</b>

EXPENDITURES (6401) HIV S.T.F.A.N.

	ACTUAL 06-07	ACTUAL 07-08	AMENDED 08-09	ESTIMATED 08-09	ADOPTED 09-10
Personnel Services	19,797	24,274	20,795	20,795	25,614
Materials & Supplies	2,121	406	-	-	3
Contractual Services	6,576	472	-	-	-
<b>Total</b>	28,494	25,152	20,795	20,795	25,617



FUND NUMBER	226 HEALTH DEPT
DEPARTMENT NUMBER	29 HEALTH DEPT. / 60 DEPT. OF STATE HLTH SVCS.
DIVISION NUMBER	14 STD CLINIC / 20 HIV RYAN WHITE CONSORTIA /21 HIV SOCIAL SERV 02 HIV PREV ACTIVITIES /19 HOPWA II/6401 HIV STFAN 6501 HIV SCAN

EXPENDITURES (6501) HIV S.C.A.N.

	ACTUAL 06-07	ACTUAL 07-08	AMENDED 08-09	ESTIMATED 08-09	ADOPTED 09-10
Personnel Services	-	16,094	36,642	36,642	38,030
Materials & Supplies	-	8,280	7,308	7,308	6,230
Contractual Services	-	1,116	1,050	1,050	740
Other Charges	-	1,153	-	-	-
<b>Total</b>	-	26,643	45,000	45,000	45,000

PERSONNEL POSITION LISTING

DEPT	DIV	AUTH #	POSITION NO.	GRADE	POSITION TITLE	09-10 ADOPTED ANNUAL RATE
65	1	1	35032	R29	HEALTH EDUCATOR I	27,040
<b>TOTAL COUNT</b>			<b>1</b>		<b>TOTAL SALARIES</b>	<b>27,040</b>

FUND NUMBER	226 HEALTH DEPT
DEPARTMENT NUMBER	29 HEALTH DEPT. / 60 DEPT. OF STATE HLTH SVCS.
DIVISION NUMBER	14 STD CLINIC / 20 HIV RYAN WHITE CONSORTIA /21 HIV SOCIAL SERV 02 HIV PREV ACTIVITIES /19 HOPWA II/6401 HIV STFAN 6501 HIV SCAN

PERFORMANCE MEASURES (6020, 6021, 6002, 6019, 6401, 6501)

	ACTUAL 06-07	ACTUAL 07-08	ESTIMATED 08-09	ADOPTED 09-10
<b>Workload Measures</b>				
<i>Inputs</i>				
Number of FTE's – Health Educators, CSA	4	4	4	5
Number of FTE's – Caseworkers CRCS	1	1	1	1
Number of FTE's – Caseworker Ryan White Title II	2	3	3	3
Number of FTE's – Caseworker Ryan White Title IV (STFAN)	1	1	1	1
Number of FTE's – Support Staff	2	2	2	2
Number of FTE's - MOA	0	0	1	1
Number of STD Contract Staff (Doctor, FNP)	0	0	2	2
<i>Outputs</i>				
Number of SMART Sessions	126	N/A	N/A	N/A
Number of PROMISE contacts	1,964	3,333	2,500	2,500
Number of clients tested for HIV	1,000	2,089	1,758	1,758
Number of clients managed CRCS	35	90	75	75
Number of clients managed HIV/AIDS Ryan White Title II & IV	140	160	163	165
Number of STD Clinic screenings	0	0	282	1,000
<b>Efficiency Measures</b>				
Number of SMART sessions per FTE'	63	N/A	N/A	N/A
Number of PROMISE contacts per FTE's	982	1,666	1,250	1,250
Number of clients tested per FTE's	333	695	586	58
Number of clients receiving CRCS services per FTE's	35	90	75	75
No. of clients receiving Ryan White Title II & IV services/ FTE's	46	53	54	55
No. of clients receiving STD clinic services/ clinic staff	N/A	N/A	141	333
<b>Effectiveness Measures</b>				
Percent of HIV clients testing positive vs. clients tested	2%	2%	1.3%	1.5
Percent of HIV clients returning for post-test counseling	85%	85%	83%	86%
Percent of newly HIV infected clients enrolled in care	95%	100%	100%	100%
Percent of STD clients testing positive	N/A	N/A	15%	15%

- (a) SMART Sessions – are six 1-hour group sessions targeting Intravenous Drug Users in institutional settings in the community such as the Webb County Jail. The sessions focus on needle cleaning and needle negotiation skills.
- (b) PROMISE – Community PROMISE (Peers Reaching Out and Modeling Intervention Strategies) focuses on delivering role model stories developed from the real- life experiences of local community members to Intravenous Drug Users and Men who have sex with Men during field outreach contacts such as plazas, bars, night clubs, etc.
- (c) CRCS – Client Risk Counseling Services is an intensive and ongoing individual-level intervention that provides individualized prevention counseling, support, and referral services for HIV positive clients with multiple, complex problems and risk reduction needs. These sessions are conducted at the Health Department or client's homes.
- (d) STD Clinic- Sexually Transmitted Disease Clinic provides screening, testing and treatment for Chlamydia and Gonorrhea.

FUND NUMBER

226 HEALTH DEPT

DEPARTMENT NUMBER

29 HEALTH DEPT / 60 DEPT. OF STATE HEALTH SVCS.

DIVISION NUMBER

21 MATERNITY AND 15 MATERNAL & CHILD HEALTH

17 FAMILY PLANNING / 18 MCH/PRENATAL/

6500 CHIP PERINATE AND 6800 WOMEN/CHILDREN

**MISSION**

To provide effective and efficient maternal and child health perinatal, general women’s and well child health care and preventive services to eligible women of childbearing age. Well child health care and prevention is also provided for routine assessment and developmental screening of eligible children from birth to age 21.

**OBJECTIVES & PLANNED ACCOMPLISHMENTS**

- To provide comprehensive perinatal health care to women of childbearing age, general women’s health services that include annual physical exams, pap smears, general prenatal and well health screening family planning, diet and nutrition preventive services and education.
- To provide well child services for routine prevention, wellness and developmental screening and health care including immunizations, dental care and social support.
- The M&CH staff will provide prenatal, family planning, and well-child services to eligible women, children, infants and adolescents.
- Provide diagnostic, clinical and social health care services to support primary care.
- Provide case management services, counseling, outreach health education and promotion to assure patients compliance, continuity and health care.
- Staff of the Maternal and Child Health services, will increase community awareness and education on the importance and benefits of folic acid, birth defects education, nutrition and diet for health birth outcomes as well positive growth and development.
- Provide referrals as needed through established networks of local providers and support groups.
- Coordinate with other health department services to assure continuity of care for the entire family, mother and newborn (WIC, Health Promotion, Wellness, Immunizations, Dental etc.)
- Establish and sustain partnerships for any follow-up services such as cancer prevention, women’s general health and social services

**EXPENDITURES (2921) MATERNAL & CHILD HEALTH**

	<b>ACTUAL 06-07</b>	<b>ACTUAL 07-08</b>	<b>AMENDED 08-09</b>	<b>ESTIMATED 08-09</b>	<b>ADOPTED 09-10</b>
Personnel Services	29,859	-	-	-	-
Materials & Supplies	12,686	8,969	17,974	17,974	30,888
Contractual Services	61,786	49,730	97,552	97,552	84,622
Other Charges	-	1,224	-	-	-
<b>Total</b>	104,331	59,923	115,526	115,526	115,510

FUND NUMBER	226 HEALTH DEPT
DEPARTMENT NUMBER	29 HEALTH DEPT / 60 DEPT. OF STATE HEALTH SVCS.
DIVISION NUMBER	21 MATERNITY AND 15 MATERNAL & CHILD HEALTH 17 FAMILY PLANNING / 18 MCH/PRENATAL/ 6500 CHIP PERINATE AND 6800 WOMEN/CHILDREN

EXPENDITURES (6015) TITLE V MATERNAL & CHILD HEALTH

	ACTUAL 06-07	ACTUAL 07-08	AMENDED 08-09	ESTIMATED 08-09	ADOPTED 09-10
Personnel Services	182,942	261	-	-	-
Materials & Supplies	2,849	-	8,109	8,109	11,593
Contractual Services	19,235	11	-	-	-
Other Charges	-	-	4,167	400	-
<b>Total</b>	205,026	272	12,276	8,509	11,593

EXPENDITURES (6017) TITLE V FAMILY PLANNING

	ACTUAL 06-07	ACTUAL 07-08	AMENDED 08-09	ESTIMATED 08-09	ADOPTED 09-10
Personnel Services	16,252	29,400	27,105	27,105	31,270
Materials & Supplies	24,174	93	7,114	7,114	5,401
Contractual Services	13,402	15,117	20,000	20,000	20,000
<b>Total</b>	53,828	44,610	54,219	54,219	56,671

PERSONNEL POSITION LISTING

DEPT	DIV	AUTH #	POSITION NO.	GRADE	POSITION TITLE	09-10 ADOPTED ANNUAL RATE
60	17	18	21302	R24	HEALTH AIDE	21,798
<b>TOTAL COUNT</b>			<b>1</b>		<b>TOTAL SALARIES</b>	<b>21,798</b>

FUND NUMBER	226 HEALTH DEPT
DEPARTMENT NUMBER	29 HEALTH DEPT / 60 DEPT. OF STATE HEALTH SVCS.
DIVISION NUMBER	21 MATERNITY AND 15 MATERNAL & CHILD HEALTH 17 FAMILY PLANNING / 18 MCH/PRENATAL/ 6500 CHIP PERINATE AND 6800 WOMEN/CHILDREN

EXPENDITURES (6018) TITLE V PRENATAL

	ACTUAL 06-07	ACTUAL 07-08	AMENDED 08-09	ESTIMATED 08-09	ADOPTED 09-10
Personnel Services	13,335	186,683	76,285	76,285	230,428
Contractual Services	980	9,292	-	-	-
<b>Total</b>	14,315	195,975	76,285	76,285	230,428

EXPENDITURES (6500) CHIP PERINATE

	ACTUAL 06-07	ACTUAL 07-08	AMENDED 08-09	ESTIMATED 08-09	ADOPTED 09-10
Personnel Services	24,795	-	-	-	-
Contractual Services	55	-	-	-	-
<b>Total</b>	24,850	-	-	-	-

PERSONNEL POSITION LISTING

DEPT	DIV	AUTH #	POSITION NO.	GRADE	POSITION TITLE	09-10 ADOPTED ANNUAL RATE
60	18	164	20014	R32	ADMINISTRATIVE ASSISTANT I	28,142
60	18	48	30005	R34	CASEWORKER	32,219
60	18	318	20250	R23	CLERK I	17,514
60	18	17	21302	R24	HEALTH AIDE (AT 50%)	11,877
60	18	80	30024	R38	REGISTERED NURSE II	43,430
60	4	79	30024	R38	REGISTERED NURSE II (AT 50%)	25,709
<b>TOTAL COUNT</b>			<b>6</b>		<b>TOTAL SALARIES</b>	<b>158,891</b>

FUND NUMBER	226 HEALTH DEPT
DEPARTMENT NUMBER	29 HEALTH DEPT / 60 DEPT. OF STATE HEALTH SVCS.
DIVISION NUMBER	21 MATERNITY AND 15 MATERNAL & CHILD HEALTH 17 FAMILY PLANNING / 18 MCH/PRENATAL/ 6500 CHIP PERINATE AND 6800 WOMEN/CHILDREN

PERFORMANCE MEASURES (2921, 6015, 6017)

	ACTUAL 06-07	ACTUAL 07-08	ESTIMATED 08-09	ADOPTED 09-10
<b>Workload Measures</b>				
<i>Inputs</i>				
Total number of providers (FTE's)	6.3	6.3	6.3	6.3
<i>Outputs</i>				
Number of clients (prenatal, family planning, well child)	1,168	1,200	1,200	1,600
Number of visits (prenatal, family planning, well child)	3,662	3,750	3,750	4,960
<b>Efficiency Measures</b>				
Number of Visits / Number of providers (FTE's)	5,188	5,200	5,200	5,200
<b>Effectiveness Measures</b>				
Percent of repeat teen pregnancies	15.2%	16%	16%	13%
Percent of prenatals enrolled in 1 <sup>st</sup> trimester	51%	50%	50%	40%
Percent of infant deaths	2.3%	2%	2%	0.5%
Percent of low birth weight babies	4.5%	5.0%	5.0%	4%

\*Based on MCH Clinic teen and infant client caseload

FUND NUMBER

226 HEALTH DEPT

DEPARTMENT NUMBER

29 HEALTH DEPT / 60 DEPT. OF STATE HEALTH SVCS.

DIVISION NUMBER

22 IMMUNIZATION & 06 IMMUNIZATION ACTION PLAN

## MISSION

The mission of the City of Laredo Health Department's Immunization Program is to prevent disease by protecting infants, children, adolescents and adults of Webb County and surrounding areas by promptly providing immunizations against vaccine preventable diseases; to ensure children are adequately immunized by the age of two years; to educate the community about the importance of immunizations that prevent debilitating diseases and outbreaks; to promote wellness and provide an action plan that will prevent epidemics of vaccine preventable diseases through enhanced coordinated immunization activities and partnerships as well as through the development and preservation of an efficient network system of surveillance and communication for quick response.

## OBJECTIVES & PLANNED ACCOMPLISHMENTS

- Reduce morbidity and mortality caused by vaccine preventable diseases in infants, children, adolescents and adults.
- Ensure that every child is appropriately and adequately vaccinated by the age of 24 months.
- Maintain a system for active reporting and surveillance for quick action and response to prevent spread of vaccine preventable diseases.
- Conduct perinatal hepatitis B case management for pregnant women who have tested positive for hepatitis B surface antigen. Make sure infants complete hepatitis B series and receive hepatitis B immune globulin upon birth. Make certain sexual and household contacts of index cases are offered hepatitis B vaccine series free of charge.
- Provide immunizations at a minimal cost in a quality, efficient and timely manner.
- Provide immunization clinics on evenings, weekends and at outreach settings to better accommodate to the public's needs.
- Continue to provide technical assistance to other local vaccine providers and serve as point of contact for immunizations and vaccine distribution and handling.
- Periodically conduct monitoring of immunization coverage levels in schools, daycares and registered homes to ensure levels are appropriate for maintaining adequate protection against vaccine preventable diseases within the community.
- Develop a comprehensive plan to assure that recommended vaccines are available to medically underserved and/or under-immunized children and adults living in areas where coverage is low (pockets of need).
- Work with local Women, Infants and Children (WIC) program for assessment of children's immunization status and referral of under-vaccinated WIC enrollees for vaccination at their medical home.
- Promote the concept of the "medical home" among parents visiting the immunization clinic in an effort to enhance routine medical check-ups in infants, children and adolescents.
- Ensure wasted, expired or unaccounted vaccines do not exceed 5% of the total number of vaccines administered each month.
- Effectively utilize state immunization registry (ImmTrac) by increasing the number of registered provider sites actively reporting immunizations to ImmTrac. Increase the number of children less than eighteen years of age who participate in ImmTrac. Ensure that ImmTrac data is complete, current, and accurate. Provide technical assistance to current ImmTrac users.
- Provide educational opportunities to public and private providers on vaccine recommendations, the "Standards for Child and Adolescent Immunization Practices" and the "Standards for Adult Immunization Practices," reporting of vaccine-preventable diseases, record keeping, the use of Vaccine Information Statements (VIS), the TVFC program, and the ImmTrac registry.
- Conduct quality assurance reviews on all providers currently enrolled in the TVFC (Texas Vaccine for Children Program) by adequately and promptly completing 100% of follow-up site visits assigned by DSHS (Department of State Health Services).
- Promote immunizations among the general adult population and among health care workers.
- Investigate and document 90% of reportable suspected vaccine-preventable disease cases within 30 days of notification in accordance with DSHS's Vaccine-Preventable Disease Surveillance Guidelines.
- Complete 100% child-care facility, Head Start center, and public and private school assessments as per DSHS

FUND NUMBER	226 HEALTH DEPT
DEPARTMENT NUMBER	29 HEALTH DEPT / 60 DEPT. OF STATE HEALTH SVCS.
DIVISION NUMBER	22 IMMUNIZATION & 06 IMMUNIZATION ACTION PLAN

EXPENDITURES (2922) IMMUNIZATION

	ACTUAL 06-07	ACTUAL 07-08	AMENDED 08-09	ESTIMATED 08-09	ADOPTED 09-10
Personnel Services	150,898	162,476	178,325	175,726	179,954
Materials & Supplies	92,234	4,235	73,922	73,922	19,701
Contractual Services	11,864	15,448	15,188	15,188	14,878
Other Charges	-	2	-	-	-
<b>Total</b>	254,996	182,161	267,435	264,836	214,533

PERSONNEL POSITION LISTING

DEPT	DIV	AUTH #	POSITION NO.	GRADE	POSITION TITLE	09-10 ADOPTED ANNUAL RATE
29	22	52	20251	R25	CLERK II	24,898
29	22	67	20251	R25	CLERK II	24,274
29	22	1	41100	R26	IMMUNIZATION TECHNICIAN	26,832
29	22	81	30024	R38	REGISTERED NURSE II	53,539
<b>TOTAL COUNT</b>			<b>4</b>		<b>TOTAL SALARIES</b>	<b>129,542</b>

EXPENDITURES (6006) IMMUNIZATION

	ACTUAL 06-07	ACTUAL 07-08	AMENDED 08-09	ESTIMATED 08-09	ADOPTED 09-10
Personnel Services	207,843	232,601	214,683	214,683	248,259
Materials & Supplies	32,011	30,333	20,936	20,936	21,347
Contractual Services	18,172	15,871	8,936	8,936	16,633
Other Charges	-	-	39,800	39,800	13,576
Capital Outlay	15,259	-	-	-	-
<b>Total</b>	273,285	278,805	284,355	284,355	299,815



FUND NUMBER	226 HEALTH DEPT
DEPARTMENT NUMBER	29 HEALTH DEPT / 60 DEPT. OF STATE HEALTH SVCS.
DIVISION NUMBER	22 IMMUNIZATION & 06 IMMUNIZATION ACTION PLAN

PERSONNEL POSITION LISTING

DEPT	DIV	AUTH #	POSITION NO.	GRADE	POSITION TITLE	09-10 ADOPTED ANNUAL RATE
60	6	147	20252	R24	CLERK-TYPIST	28,059
60	6	1	20012	R23	COMMUNITY SERVICE AIDE	17,680
60	6	148	35032	R29	HEALTH EDUCATOR I	24,128
60	6	149	35032	R29	HEALTH EDUCATOR I	28,059
60	6	3	10125	R39	RN, NURSE SUPERVISOR	64,418
60	7	11	31821	R37	SENIOR PROGRAMMER/ANALYST (AT 20%)	9,672
60	6	147	20252	R24	CLERK-TYPIST	28,059
<b>TOTAL COUNT</b>			<b>7</b>		<b>TOTAL SALARIES</b>	<b>177,673</b>

EXPENDITURES (6600) LISD/UISD HEP B VACCINE

	ACTUAL 06-07	ACTUAL 07-08	AMENDED 08-09	ESTIMATED 08-09	ADOPTED 09-10
Materials & Supplies	11,155	13,031	17,869	17,869	17,869
Contractual Services	-	-	1,505	1,505	1,520
<b>Total</b>	<b>11,155</b>	<b>13,031</b>	<b>19,374</b>	<b>19,374</b>	<b>19,389</b>

PERFORMANCE MEASURES (2922, 6006)

	ACTUAL 06-07	ACTUAL 07-08	ESTIMATED 08-09	ADOPTED 09-10
<b>Workload Measures</b>				
<b>Inputs</b>				
Number of FTE's – R.N./L.V.N./Contract R.N.'s	2.25	2.25	2.25	3.25
Number of FTE's – Support Staff	7	7	7	7
<b>Outputs</b>				
Number of state immunization assessment reports*	60	80	80	80
Individuals immunized**	22,648	24,233	24,718	25,212
Immunizations administered**	47,130	45,454	46,363	47,290
No.of day care centers & registered homes audited	25	24	43	45
Rabies vaccine series initiated	10	20	10	10
<b>Efficiency Measures</b>				
Number of immunizations administered per FTE	23,000	20,201	14,266	14,551
<b>Effectiveness Measures</b>				
% of 2 year olds in compliance with immunizations	100%	100%	100%	100%

Note: Numbers projected are based on a 2% increase. Efficiency measures were divided by the total number of FTE's (nursing staff).

FUND NUMBER	226 HEALTH DEPT
DEPARTMENT NUMBER	29 HEALTH DEPT / 60 DEPT. OF STATE HEALTH SVCS.
DIVISION NUMBER	23 TUBERCULOSIS & 05 TB ELIMINATION 03 TB FEDERAL

**MISSION**

To provide tuberculosis education, prevention, treatment, and investigation of all cases and their contacts to reduce the incidence of tuberculosis.

**OBJECTIVES AND PLANNED ACCOMPLISHMENTS**

- To reduce the prevalence and incidence of tuberculosis in Laredo/Webb County and Nuevo Laredo, Mexico.
- Individuals will be screened and tested for tuberculosis and treatment will be provided as per State and Federal recommendations and clinical protocols.
- The TB Binational staff will provide screenings and will administer DOT to clients.  
The TB Jail Outreach and Special Populations Program staff will administer skin tests (screenings) and will provide DOT or DOPT to clients and/or contacts.
- 90% of those individuals less than 15 years of age with positive skin tests will complete six months of INH chemoprophylaxis.
- 70% of the estimated tuberculosis cases will have a negative sputum culture within three months of initiation of chemoprophylaxis.
- 90% of the contacts of tuberculosis patients will be screened within fourteen days of identification.

**EXPENDITURES (2923) TB ELIMINATION**

	ACTUAL 06-07	ACTUAL 07-08	AMENDED 08-09	ESTIMATED 08-09	ADOPTED 09-10
Personnel Services	81,229	84,493	93,448	96,164	94,752
Materials & Supplies	8,926	5,215	13,345	13,345	14,709
Contractual Services	25,441	35,242	56,226	56,226	61,706
<b>Total</b>	115,596	124,950	163,019	165,735	171,167

**PERSONNEL POSITION LISTING**

DEPT	DIV	AUTH #	POSITION NO.	GRADE	POSITION TITLE	09-10 ADOPTED ANNUAL RATE
60	6	147	20252	R24	CLERK-TYPIST	28,059
60	6	1	20012	R23	COMMUNITY SERVICE AIDE	17,680
60	6	148	35032	R29	HEALTH EDUCATOR I	24,128
<b>TOTAL COUNT</b>			<b>3</b>		<b>TOTAL SALARIES</b>	<b>69,181</b>

FUND NUMBER  
 DEPARTMENT NUMBER  
 SVCS.DIVISION NUMBER

226 HEALTH DEPT  
 29 HEALTH DEPT / 60 DEPT. OF STATE HEALTH  
 23 TUBERCULOSIS & 05 TB ELIMINATION  
 03 TB FEDERAL

PERFORMANCE MEASURES (2923, 6005)

	ACTUAL 06-07	ACTUAL 07-08	ESTIMATED 08-09	ADOPTED 09-10
<b>Workload Measures</b>				
<i>Inputs</i>				
Number of FTE's - RN/LVN	1.85	1.70	1.70	2
Number of FTE's - CSA	1	1	1	2
Number of FTE's - Support Staff	2	2	2	2
<i>Outputs</i>				
Number of cases (by Calendar Year)	41	45	45	49
Number of Persons on Directly Observed Therapy (DOT) & Preventive Therapy (DOPT)	80	90	90	85
Number of screenings	12,068	15,228	15,500	15,000
<b>Efficiency Measures</b>				
Average cost per client served	11.61	9.20	8.36	9.15
<b>Effectiveness Measure</b>				
Case Rate (per 100,000 population)	20.5	18.5	18.3	22.7
% of cases on Directly Observed Therapy	100%	100%	100%	100%

PERFORMANCE MEASURES (6003)

	ACTUAL 06-07	ACTUAL 07-08	ESTIMATED 08-09	ADOPTED 09-10
<b>Workload Measures</b>				
<i>Inputs</i>				
Number of FTE's	3.30	3.30	3.25	3.25
<i>Outputs</i>				
Number of Persons on Directly Observed Therapy (DOT)/Directly Observed Preventive Therapy (DOPT)	108	184	70	103
Number of Multiple Drug Resistant (MDR)	41	16	11	10
<b>Effectiveness Measures</b>				
Percent of MDR completing 1 yr of continuous therapy	93%	90%	100%	90%
Percent of MDR still on treatment	69.7%	100%	90%	86%

FUND NUMBER	226 HEALTH DEPT
DEPARTMENT NUMBER	29 HEALTH DEPT / 60 DEPT. OF STATE HEALTH SVCS.
DIVISION NUMBER	24 ADULT HEALTH & 04 PRIMARY CARE/COPH

**MISSION**

To provide comprehensive preventive care, health promotion and chronic disease intervention services to eligible families at risk of leading acute and chronic diseases especially: diabetes, hypertension, heart disease, cancer, obesity and respiratory illnesses as well establish and promote wellness and provide screening services for general well health targeting the healthy people objectives 2010.

**OBJECTIVES & PLANNED ACCOMPLISHMENTS**

- To improve quality of life and increase life expectancy through health risk assessment and screening, health education and counseling, patient care compliance on nutrition, diet, diabetes and hypertension therapy and treatment protocols.
- Persons seeking services at the *La Familia* are screened and those identified with diabetes, hypertension, heart disease and/or cancer will be enrolled in the Primary Health Care (PHC) Program.
- Provide wellness exams and preventive health care services for up to 680 patients annually.
- Prescriptions vouchers will be issued to PHC eligible clients (maximum of \$50.00 per month per client) as per availability of funds.
- 75% of the diabetic clients will improve compliance with prescribed treatment protocol of at least FBS<110mg/Dl and Hgb A, C<6.5; due to changes in values of new standards.
- 90% of *La Familia* Clinic hypertensive clients will have a diastolic blood pressure of <70mm/Hg.
- 90% of clients will be screened utilizing a coronary risk profile by MD as per protocol.
- Percent of clients maintaining diabetic control will increase by 5%.
- Percent of clients maintaining hypertension control will increase by 5%.

**EXPENDITURES (2924) ADULT HEALTH (LA FAMILIA)**

	<b>ACTUAL 06-07</b>	<b>ACTUAL 07-08</b>	<b>AMENDED 08-09</b>	<b>ESTIMATED 08-09</b>	<b>ADOPTED 09-10</b>
Personnel Services	28,528	30,205	31,612	31,478	32,096
Materials & Supplies	3,082	3,771	4,514	4,514	4,514
Contractual Services	9,798	15,757	19,609	19,609	20,671
Other Charges	-	2	-	-	-
<b>Total</b>	41,408	49,735	55,735	55,601	57,281

FUND NUMBER	226 HEALTH DEPT
DEPARTMENT NUMBER	29 HEALTH DEPT / 60 DEPT. OF STATE HEALTH SVCS.
DIVISION NUMBER	24 ADULT HEALTH & 04 PRIMARY CARE/COPH

PERSONNEL POSITION LISTING

DEPT	DIV	AUTH #	POSITION NO.	GRADE	POSITION TITLE	09-10 ADOPTED ANNUAL RATE
29	24	153	20252	R24	CLERK-TYPIST	22,506
<b>TOTAL COUNT</b>			<b>1</b>		<b>TOTAL SALARIES</b>	<b>22,506</b>

EXPENDITURES (6004) PRIMARY HEALTH CARE

	ACTUAL 06-07	ACTUAL 07-08	AMENDED 08-09	ESTIMATED 08-09	ADOPTED 09-10
Personnel Services	86,080	94,136	107,511	107,511	119,666
Materials & Supplies	9,412	8,025	785	785	1,000
Contractual Services	52,747	45,293	25,778	25,778	41,774
Other Charges	-	-	19,958	19,958	2,025
Capital Outlay	3,689	-	-	-	-
<b>Total</b>	<b>151,928</b>	<b>147,454</b>	<b>154,032</b>	<b>154,032</b>	<b>164,465</b>

PERSONNEL POSITION LISTING

DEPT	DIV	AUTH #	POSITION NO.	GRADE	POSITION TITLE	09-10 ADOPTED ANNUAL RATE
60	4	112	40079	R33	LICENSED VOCATIONAL NURSE III	49,962
60	4	79	30024	R38	REGISTERED NURSE II (AT 50%)	25,709
60	18	17	21302	R24	HEALTH AIDE (AT 50%)	11,877
<b>TOTAL COUNT</b>			<b>3</b>		<b>TOTAL SALARIES</b>	<b>87,547</b>

FUND NUMBER	226 HEALTH DEPT
DEPARTMENT NUMBER	29 HEALTH DEPT / 60 DEPT. OF STATE HEALTH SVCS.
DIVISION NUMBER	24 ADULT HEALTH & 04 PRIMARY CARE/COPH

PERFORMANCE MEASURES (2924, 6004)

	ACTUAL 06-07	ACTUAL 07-08	ESTIMATED 08-09	ADOPTED 09-10
<b>Workload Measures</b>				
<i>Inputs</i>				
Number of Contract Physicians	5	6	7	6
Number of FTE's – RN/LVN	1.5	1.5	1.5	1.5
<i>Outputs</i>				
Number of clients	680	680	680	706
Number of visits	2,800	2,800	2,800	2,806
Number of prescription vouchers issued	680	680	680	224
Number of MAP Applications	2,400	2,400	2,400	1,288
<b>Efficiency Measures</b>				
Number of clients per FTE	45.3	45.3	45.3	45.3
<b>Effectiveness Measures</b>				
Percent of clients maintaining control	66.6%	75%	85%	80%
Percent of clients maintaining hypertension control	70%	85%	90%	90%

FUND NUMBER	226 HEALTH DEPT
DEPARTMENT NUMBER	29 HEALTH DEPT / 60 DEPT. OF STATE HEALTH SVCS.
DIVISION NUMBER	64 UTHSCSA / 25 DENTAL / 16 M&CH-DENTAL / 02 DENTAL SCHOOL

**MISSION**

To provide high quality, cost-effective dental health services to indigent children ages 4 to 18 years of age and their families who otherwise have no access to dental care.

**OBJECTIVES & PLANNED ACCOMPLISHMENTS**

- To improve the overall health of children between 4 and 18 years of age through diagnostic, therapeutic, preventive, and educational dental services.
- To provide uninsured adults dental health care services who would otherwise have no access to dental care.
- The Dental Clinic staff will provide preventive and treatment services for children ages 4 to 18 and their families.
- Mouth guards will be fabricated for local school athletes.
- 100% of the children will receive oral hygiene instructions from the Dental Clinic staff.
- The Dental Clinic staff will perform pit and fissure sealants.
- Eligible adults will be receive initial oral examinations, and needed basic dental services as per approved fee schedule.

**EXPENDITURES (2925) DENTAL CLINIC**

	<b>ACTUAL 06-07</b>	<b>ACTUAL 07-08</b>	<b>AMENDED 08-09</b>	<b>ESTIMATED 08-09</b>	<b>ADOPTED 09-10</b>
Personnel Services	81,138	84,958	-	-	-
Materials & Supplies	7,931	1,030	-	-	-
Contractual Services	6,373	9,002	-	-	-
<b>Total</b>	<b>95,442</b>	<b>94,990</b>	<b>-</b>	<b>-</b>	<b>-</b>

**EXPENDITURES (6016) TITLE V DENTAL**

	<b>ACTUAL 06-07</b>	<b>ACTUAL 07-08</b>	<b>AMENDED 08-09</b>	<b>ESTIMATED 08-09</b>	<b>ADOPTED 09-10</b>
Contractual Services	39,100	23,240	23,240	23,240	-
Other Charges	-	-	-	-	33,264
<b>Total</b>	<b>39,100</b>	<b>23,240</b>	<b>23,240</b>	<b>23,240</b>	<b>33,264</b>

FUND NUMBER	226 HEALTH DEPT
DEPARTMENT NUMBER	29 HEALTH DEPT / 60 DEPT. OF STATE HEALTH SVCS.
DIVISION NUMBER	64 UTHSCSA / 25 DENTAL / 16 M&CH-DENTAL / 02 DENTAL SCHOOL

EXPENDITURES (6402) UTHSC@SA DENTAL

	ACTUAL 06-07	ACTUAL 07-08	AMENDED 08-09	ESTIMATED 08-09	ADOPTED 09-10
Personnel Services	-	-	94,238	94,238	182,674
Materials & Supplies	-	-	8,240	8,240	9,272
Contractual Services	-	-	197,522	197,522	42,312
Other Charges	-	-	-	-	65,742
Capital Outlay	-	429,380	-	-	-
<b>Total</b>	-	429,380	300,000	300,000	300,000

PERSONNEL POSITION LISTING

DEPT	DIV	AUTH #	POSITION NO.	GRADE	POSITION TITLE	09-10 ADOPTED ANNUAL RATE
64	2	5	70189	R28	BUILDING MAINTENANCE MECHANIC	21,902
64	2	2	20013	R27	CLERK III	20,654
64	2	1	20254	R28	MEDICAL OFFICE ASSISTANT	22,880
64	2	6	10030	R42	CHIEF OF DENTAL HEALTH SVCS	59,072
<b>TOTAL COUNT</b>			<b>4</b>		<b>TOTAL SALARIES</b>	<b>124,509</b>

PERFORMANCE MEASURES (2925, 6016)

	ACTUAL 06-07	ACTUAL 07-08	ESTIMATED 08-09	ADOPTED 09-10
<b>Workload Measures</b>				
<i>Inputs</i>				
Number of Dentists	.5	.5	N/A	.5
Number of Dental Assistants / MOA	2	2	N/A	1
<i>Outputs</i>				
Number of Dental Visits	1,791	1,948	N/A	2,250
Number of Clients (Unduplicated)	1,341	1,263	N/A	1,500
<b>Efficiency Measures</b>				
Number of Visits per Dentist	1,791	1,948	N/A	2,250
Number of Visits per Dental Assistant	895.5	974	N/A	N/A
<b>Effectiveness Measures</b>				
Percent of patients that kept appointment	75%	82%	N/A	N/A
Number of preventive procedures per patient	.84	1.5	N/A	N/A



FUND NUMBER

226 HEALTH DEPT

DEPARTMENT NUMBER

29 HEALTH DEPT

DIVISION NUMBER

26 LABORATORY

**MISSION**

To provide accurate clinical and environmental testing in support of the department’s various services and those of other local agencies.

**OBJECTIVES & PLANNED ACCOMPLISHMENTS**

- To provide high quality clinical laboratory testing in an accurate and timely manner to assist physicians in the diagnosis, prevention, and treatment of clinic patients.
- To provide high quality care by trained, professional staff and ensure adherence to and compliance with State and Federal health related regulations, statues, policies, and laws.
- The laboratory will perform diagnostic tests on specimens as per laboratory protocols.
- The laboratory will maintain a proficiency average score of 98% on the four areas of testing.
- The laboratory will maintain a score of 100% on its water bacteriology proficiency survey.
- The laboratory will maintain its efficiency by keeping the turnaround time to 15 minutes on all “STAT” lab tests.
- The laboratory will maintain and pass all Clinical Laboratory Improvement Amendments (CLIA) regulations so as to maintain its current laboratory certification.
- The laboratory will reduce the number of unsatisfactory results by reviewing all lab requisitions and specimen containers thoroughly before in-house testing or for testing at a reference lab.
- The laboratory will maintain and pass all Texas Commission on Environmental Quality water bacteriology regulations so as to maintain its current license as a certified laboratory for bacteriological analysis of public drinking water.
- QA Plan will be reviewed and revised at least annually to include identified gaps in tracking of identified problems until resolved.
- The laboratory will complete all requirements needed to perform as an LRN Testing Lab (BT Level B Lab)
- Credentialing of all licensed staff will continue to be monitored by Lab Chief to ascertain maintenance of licensure/certification, CPR, Insurance, CEU’s.
- QA process will continue to expand encompassing all programs needs i.e., developing/revising new policies, job descriptions, flow analysis, time studies, etc.
- The laboratory will reduce expenditures by 37% on reference laboratory testing by providing more in house testing.
- The laboratory will increase revenues by 37% by providing more in-house testing.

**EXPENDITURES (2926) LABORATORY**

	<b>ACTUAL 06-07</b>	<b>ACTUAL 07-08</b>	<b>AMENDED 08-09</b>	<b>ESTIMATED 08-09</b>	<b>ADOPTED 09-10</b>
Personnel Services	274,190	318,698	345,523	319,265	350,197
Materials & Supplies	44,302	18,639	32,659	32,443	31,642
Contractual Services	92,690	96,035	104,602	104,818	97,688
Other Charges	-	3	-	-	-
Capital Outlay	-	67,265	-	-	-
<b>Total</b>	<b>411,182</b>	<b>500,640</b>	<b>482,784</b>	<b>456,526</b>	<b>479,527</b>

FUND NUMBER	226 HEALTH DEPT
DEPARTMENT NUMBER	29 HEALTH DEPT
DIVISION NUMBER	26 LABORATORY

PERSONNEL POSITION LISTING

DEPT	DIV	AUTH #	POSITION NO.	GRADE	POSITION TITLE	09-10 ADOPTED ANNUAL RATE
29	26	2	11027	R39	CHIEF OF LABORATORY SERVICES	94,182
29	26	15	20251	R25	CLERK II	18,554
29	26	10	41104	R31	MEDICAL TECHNICIAN	45,406
29	26	20	41110	R29	PHARMACY TECHNICIAN (AT 75%)	28,283
29	26	1	41105	R28	PHLEBOTOMIST	33,093
29	26	2	41222	R33	SENIOR MEDICAL TECHNOLOGIST	36,421
<b>TOTAL COUNT</b>			<b>6</b>		<b>TOTAL SALARIES</b>	<b>255,938</b>

PERFORMANCE MEASURES (2926)

	ACTUAL 06-07	ACTUAL 07-08	ESTIMATED 08-09	ADOPTED 09-10
<b>Workload Measures</b>				
<i>Inputs</i>				
Number of FTE'S	3	3	3	3
Number of FTE'S Admin Support *	2	2	2	2
<i>Outputs</i>				
CBC's	N/A	N/A	N/A	1,680
Chemistries	N/A	N/A	N/A	7,800
Urinalysis/Test	74,077	34,050	35,243	37,005
Pregnancy/Test	810	671	692	727
Urine Culture/Test	1,304	1,324	1,432	1,504
Syphillis Serology/Test	2,449	2,815	2,912	3,058
Glucose Screen/Test	2,520	2,674	2,620	2,751
Water Bacteriology/Test	6,930	8,751	9,121	9,577
Total Tests Performed	88,090	50,285	52,020	64,102
<b>Efficiency Measures</b>				
Total Number of tests performed per FTE	29,363	16,762	17,340	21,367
<b>Effectiveness Measures</b>				
Lab Proficiency survey results	97.5%	96.5%	97.5%	98.0%
Turnaround time for each type of test	15.0	15.0	15.0	15.0

\* One administrative support FTE (Clerk II) remains unfilled since November 2008.

FUND NUMBER	226 HEALTH DEPT
DEPARTMENT NUMBER	29 HEALTH DEPT/ 60 OFFICE OF BORDER HLTH.
DIVISION NUMBER	27 PERSONAL HEALTH SERVICES / 12 OBH BORDER HLTH

**MISSION**

To provide administrative support services to clinical staff to prevent disease and improve the health status of the community.

**OBJECTIVES & PLANNED ACCOMPLISHMENTS**

- To assure compliance with all applicable federal and state laws, rules, regulations, standards, and guidelines in effect on the beginning date of each contract for State TB Elimination, Binational TB, Primary Health Care and Maternal & Child Health Programs including, but not limited to, Health Safety Code, Texas Administrative Code (TAC), Standard for Public Health Clinic Services and Standards of Performance for the Prevention and Control of TB.
- To assure quality control and privacy policies are implemented and in compliance with State & Federal guidelines.
- To participate in the collaborative effort in preventing disease with the Binational Health Council, US/Mexico Border Health Association Conference, and Advisory Board for La Familia Clinic.
- To organize and coordinate staffing of nursing component in emergency shelters.
- Monitor staff and assure charts are properly documented.
- Attend all required meetings in order to prepare for successful Health Fairs.
- Conduct quarterly meetings with program staff to assure services are rendered according to policies and procedures.
- Monitor staff that mans the shelters.

**EXPENDITURES (2927) PREVENTIVE HEALTH SERVICES**

	ACTUAL 06-07	ACTUAL 07-08	AMENDED 08-09	ESTIMATED 08-09	ADOPTED 09-10
Personnel Services	41,872	43,412	45,409	45,198	45,992
Materials & Supplies	12,448	75,160	46,690	46,690	76,690
Contractual Services	8,646	7,902	8,889	8,889	10,128
<b>Total</b>	62,966	126,474	100,988	100,777	132,810

**PERSONNEL POSITION LISTING**

DEPT	DIV	AUTH #	POSITION NO.	GRADE	POSITION TITLE	09-10 ADOPTED ANNUAL RATE
29	27	77	21821	R27	SECRETARY	33,530
<b>TOTAL COUNT</b>			<b>1</b>		<b>TOTAL SALARIES</b>	<b>33,530</b>

FUND NUMBER

226 HEALTH DEPT

DEPARTMENT NUMBER

29 HEALTH DEPT/ 60 OFFICE OF BORDER HLTH.

DIVISION NUMBER

27 PERSONAL HEALTH SERVICES / 12 OBH BORDER HLTH

EXPENDITURES (6012) OBH HEALTHY BORDER

	ACTUAL 06-07	ACTUAL 07-08	AMENDED 08-09	ESTIMATED 08-09	ADOPTED 09-10
Personnel Services	(109)	-	-	-	-
Materials & Supplies	2,205	-	-	-	-
Contractual Services	3,704	800	-	-	-
Capital Outlay	118,305	-	-	-	-
<b>Total</b>	124,105	800	-	-	-

PERFORMANCE MEASURES (2927)

	ACTUAL 06-07	ACTUAL 07-08	ESTIMATED 08-09	ADOPTED 09-10
<b>Workload Measures</b>				
<i>Inputs</i>				
Number of FTE's – Division Chief	.85	.75	.75	.75
Number of FTE's – Support Staff	1	1	1	1
<i>Outputs</i>				
Number of employees supervised	19	9	9	9
Number of Binational Council Meetings	10	10	10	10
Number of TB Binational Medical Review Meetings	11	8	10	10
Number of physicians under contract for division clinics	11	12	10	11
<b>Efficiency Measures</b>				
Total employees supervised per FTE	19	9	9	9
Total number of provider contracts monitored / FTE	11	14	12	16
<b>Effectiveness Measures</b>				
% of employees supervised	100%	100%	100%	100%
% of Binational Council Meetings coordinated	100%	100%	100%	50%
% of TB Binational Medical Review Meetings conducted	100%	100%	100%	100%

FUND NUMBER  
 DEPARTMENT NUMBER  
 DIVISION NUMBER

226 HEALTH DEPT  
 29 HEALTH DEPT/62 TCEQ  
 30 HEALTH PROTECTIVE SERVICES  
 / 01 TCEQ

**MISSION**

To facilitate coordinated surveillance, inspections, education, complaint investigations, and enforcement of local, state, and federal regulations in order to maintain and improve environmental health, prevent transmission of food and water borne diseases, conduct vector control and promote safety in our community.

**OBJECTIVES & PLANNED ACCOPMLISHMENTS**

- Conserve and enhance the good quality of the environment.
- Prevent adverse consequences on the health and well being of residents.
- Develop and maintain an alert system on air containments
- Maintain good food and environmental sanitation and health.
- Assure sanitary and portable water system exists to protect the health of the community.
- Monitor the environment to protect the public health and assure that a reporting system exists to intervene.
- Prevent adverse consequences on the health and well being of residents.
- Develop and sustain a professional and well-trained team to conduct food sanitation and environmental quality.
- Conduct air monitoring and evaluate its impact on health.
- Conduct food inspections of local establishments.
- Conduct training and licensing of 100% of food handlers and food managers to assure food safety management to prevent food borne diseases.
- Establish a network for surveillance and disease control of food and water borne diseases as well vector control.
- Coordinate and implement environmental health monitoring as well surveillance and disease detection to ensure a healthy environment with no impact on health.
- License staff and provide adequate training to ensure qualified personnel.
- Conduct citywide educational and promotional activities to assure food sanitation and vector control prevention.
- Assure that all city and county functions that may have an environmental and sanitation health impact are trained and certified and/or licensed.
- Develop new and creative systems to assure adequate management of food handling training for the community.

**EXPENDITURES (2930) HEALTH PROTECTIVE SERVICES**

	<b>ACTUAL 06-07</b>	<b>ACTUAL 07-08</b>	<b>AMENDED 08-09</b>	<b>ESTIMATED 08-09</b>	<b>ADOPTED 09-10</b>
Personnel Services	483,384	517,120	588,953	584,046	593,009
Materials & Supplies	18,357	24,821	28,665	28,665	25,877
Contractual Services	45,995	54,159	43,967	43,967	122,603
Other Charges	190	-	-	-	-
<b>Total</b>	547,926	596,100	661,585	656,678	741,489

FUND NUMBER  
 DEPARTMENT NUMBER  
 DIVISION NUMBER

226 HEALTH DEPT  
 29 HEALTH DEPT/62 TCEQ  
 30 ENVIRONMENTAL HEALTH SERVICES  
 / 01 TCEQ

PERSONNEL POSITION LISTING

DEPT	DIV	AUTH #	POSITION NO.	GRADE	POSITION TITLE	09-10 ADOPTED ANNUAL RATE
29	30	1	10237	R40	CHIEF OF ENVIRON. HLTH SVC (@ 70%)	37,608
29	30	16	20251	R25	CLERK II	30,950
29	30	6	41801	R33	SANITARIAN I	31,637
29	30	7	41801	R33	SANITARIAN I	32,136
29	30	13	41801	R33	SANITARIAN I	32,136
29	30	1	41808	R34	SANITARIAN II	36,275
29	30	3	41808	R34	SANITARIAN II	37,357
29	30	18	41808	R34	SANITARIAN II	34,278
29	30	2	41806	R36	SANITARIAN III	64,189
29	30	1	41803	R29	SANITATION INSPECTOR I	24,128
29	30	4	41807	R31	SANITATION INSPECTOR II	29,120
29	30	5	41807	R31	SANITATION INSPECTOR II	32,219
<b>TOTAL COUNT</b>			<b>12</b>		<b>TOTAL SALARIES</b>	<b>422,034</b>

EXPENDITURES (6201) TCEQ

	ACTUAL 06-07	ACTUAL 07-08	AMENDED 08-09	ESTIMATED 08-09	ADOPTED 09-10
Personnel Services	61,705	62,631	118,409	118,409	62,202
Materials & Supplies	4,872	794	7,954	7,954	1,804
Contractual Services	4,946	2,315	9,832	9,832	5,994
Capital Outlay	-	1,787	-	-	-
<b>Total</b>	<b>71,523</b>	<b>67,527</b>	<b>136,195</b>	<b>136,195</b>	<b>70,000</b>

PERSONNEL POSITION LISTING

DEPT	DIV	AUTH #	POSITION NO.	GRADE	POSITION TITLE	09-10 ADOPTED ANNUAL RATE
62	1	4	41807	R31	SANITATION INSPECTOR II	28,434
29	30	1	10237	R40	CHIEF OF ENVIRONMENTAL HLTH SV (@ 30%)	16,118
<b>TOTAL COUNT</b>			<b>2</b>		<b>TOTAL SALARIES</b>	<b>44,552</b>

FUND NUMBER  
DEPARTMENT NUMBER  
DIVISION NUMBER

226 HEALTH DEPT  
29 HEALTH DEPT/62 TCEQ  
30 ENVIRONMENTAL HEALTH SERVICES  
/ 01 TCEQ

PERFORMANCE MEASURES (2930, 6201)

	ACTUAL 06-07	ACTUAL 07-08	ESTIMATED 08-09	ADOPTED 09-10
<b>Workload Measures</b>				
<i>Inputs</i>				
Number of FTE's - Sanitarians	5.75	7.33	8.0	8.0
Number of FTE's - Sanitarians / Air Quality Monitoring	1.2	1.2	1.2	1.2
Number of FTE's - Sanitarian Inspectors	2.55	2.8	2.8	2.8
<i>Outputs</i>				
Number of active food establishments	1,626	1,659	1,762	1,810
Number of temporary food establishments	446	353	403	425
Number of food establishments supervised	2,072	2,012	2,165	2,235
City food licenses issued* <sup>1</sup>	2,023	1,742	1,767	1,800
Meat market permits issued	46	47	44	45
Mobile vendor permits issued	87	119	120	125
Restaurant inspections	3,252	4,171	4,253	4,300
Grocery store inspections	1,109	1,334	1,520	1,600
Day care inspections	315	543	586	600
Number of inspections for Non-smoking compliance	4,676	6,048	6,359	6,500
Swimming pool inspections	85	177	184	200
Water samples	137	181	691	700
Complaint investigations	873	608	968	1,000
Public restroom inspections* <sup>2</sup>	6	14	35	50
Premises inspected* <sup>3</sup>	4,371	4,004	4,630	4,700
Number of foodhandler classes	100	108	112	104
Foodhandlers trained	5,331	4,788	4,585	4,700
Food services managers trained	80	153	127	130
Mosquito control: # of acres	124,265	42,150	47,150	50,000
Number of citations issued	263	218	179	200
Complaint corrections without citations	610	390	789	800
<b>Efficiency Measures</b>				
No. of food establishment inspections per FTE - sanitarian	813.2	825.1	794.8	812.5
No. of food establishments per FTE - sanitarian	360.3	274.4	270.6	279.3
No. of complaint investigations per FTE - sanitation inspector	342.3	217.1	345.7	357.1
No. of premise inspections per FTE - sanitation inspector	1,714	1,430	1,653.5	1,678.5
<b>Effectiveness Measures</b>				
Annualized food establishment inspection frequency	2.87	3.64	3.6	3.59
% of corrections gained from premise inspections	69.8	64.1	81.5	80.0
% of complaints/violators issued citations	30.1	35.9	18.5	20.0
Complaint inspection frequency	5.0	6.6	4.8	4.7

\*<sup>1</sup>Ordinance revised exempt establishments are now required to obtain a City Food license.

\*<sup>2</sup>All public restrooms connected with food establishments are already inspected with a number of active food establishments.

\*<sup>3</sup>Premises inspected are based on maps for operation clean-up dictated by Code Enforcement

FUND NUMBER  
DEPARTMENT NUMBER  
DIVISION NUMBER

226 HEALTH DEPT  
29 HEALTH DEPT  
31 ANIMAL CONTROL

**MISSION**

To provide animal control safety and prevention services, vector and zoonosis surveillance, detection and intervention; through impounding of stray dogs, enforcing the city’s stray animal ordinance, investigating dog bite complaints, performing rabies control investigations as well prevention and education activities to protect the public from zoonosis disease.

**OBJECTIVES & PLANNED ACCOMPLISHMENTS**

- To protect the community from animal related and zoonotic diseases and conditions, in particular rabies, bees and stray dogs.
- To conduct health promotion and educational activities as well immunization campaigns against rabies.
- To develop an expert team of animal control officers that respond quickly and efficiently.
- To develop a comprehensive surveillance and detection network for disease control.
- To develop coordination and partnerships with local veterinarians and zoonosis specialist for disease control.
- Animal Control Officers will be responsible for pick-up of stray animals in the City of Laredo and Webb County.
- Staff will investigate 100% of all reported animal biting incidents within 24 hours of receiving the report in the City of Laredo and 100% in Webb County.
- Staff will make accessible anti-rabies vaccinations to the canine and feline population in the City of Laredo and Webb County.
- Staff will investigate 100% of reported emergency bee calls and remove/destroy 100% of those swarms on public property which pose a threat to the public safety.
- Conduct annual rabies vaccinations programs.
- Establish surveillance and disease reporting system to quickly act and intervene.
- Provide educational and promotion effort for zoonosis and vector disease control.
- Conduct training of staff to develop expert services and coordinate with area veterinarians to assure adequate protection for the community.
- Conduct training for area providers on animal control.

**EXPENDITURES (2931) ANIMAL CONTROL**

	<b>ACTUAL 06-07</b>	<b>ACTUAL 07-08</b>	<b>AMENDED 08-09</b>	<b>ESTIMATED 08-09</b>	<b>ADOPTED 09-10</b>
Personnel Services	496,911	555,394	577,427	583,281	583,735
Materials & Supplies	58,234	83,592	104,897	104,897	90,746
Contractual Services	87,314	90,067	107,890	107,890	166,353
Other Charges	195	3	234	234	-
<b>Total</b>	<b>642,654</b>	<b>729,056</b>	<b>790,448</b>	<b>796,302</b>	<b>840,834</b>



FUND NUMBER  
DEPARTMENT NUMBER  
DIVISION NUMBER

226 HEALTH DEPT  
29 HEALTH DEPT  
31 ANIMAL CONTROL

PERSONNEL POSITION LISTING

DEPT	DIV	AUTH #	POSITION NO.	GRADE	POSITION TITLE	09-10 ADOPTED ANNUAL RATE
29	31	8	50366	R29	ANIMAL CONTROL OFFICER I	24,128
29	31	9	50366	R29	ANIMAL CONTROL OFFICER I	26,728
29	31	11	50366	R29	ANIMAL CONTROL OFFICER I	24,128
29	31	12	50366	R29	ANIMAL CONTROL OFFICER I	27,019
29	31	13	50366	R29	ANIMAL CONTROL OFFICER I	26,499
29	31	17	50366	R29	ANIMAL CONTROL OFFICER I	25,480
29	31	19	50366	R29	ANIMAL CONTROL OFFICER I	26,728
29	31	20	50366	R29	ANIMAL CONTROL OFFICER I	26,894
29	31	21	50366	R29	ANIMAL CONTROL OFFICER I	25,251
29	31	22	50366	R29	ANIMAL CONTROL OFFICER I	25,002
29	31	1	50206	R31	ANIMAL CONTROL OFFICER II	31,970
29	31	15	50206	R31	ANIMAL CONTROL OFFICER II	29,910
29	31	1	50204	R35	ANIMAL CONTROL PROGRAM SUPVR.	54,558
29	31	10	20251	R25	CLERK II	18,720
<b>TOTAL COUNT</b>			<b>14</b>		<b>TOTAL SALARIES</b>	<b>393,016</b>

FUND NUMBER  
DEPARTMENT NUMBER  
DIVISION NUMBER

226 HEALTH DEPT  
29 HEALTH DEPT  
31 ANIMAL CONTROL

PERFORMANCE MEASURES (2931)

	ACTUAL 06-07	ACTUAL 07-08	ESTIMATED 08-09	ADOPTED 09-10
<b>Workload Measures</b>				
<i>Inputs</i>				
Number of FTE's – Animal Control Officers	11.0	12.0	12.0	13.0
<i>Outputs</i>				
Number of animals vaccinated	1,409	1,484	1,631	1,700
Animal rabies cases	13	4	7	9
Animal bites reported	757	712	768	800
Dogs/casts observed	1,240	3,560	5,970	6,000
Heads/rabies analysis	240	144	184	200
Animals picked up	9,486	7,462	7,851	8,000
Number of complaint investigations	13,090	15,398	18,509	19,000
Premises inspected	19,761	18,585	20,520	21,000
Warnings	713	442	433	500
Tickets issued	645	606	729	800
Response stray dogs	9,005	6,355	7,002	7,002
Livestock permits issued	35	67	42	65
Total number of animal control activities	54,985	53,335	62,015	63,574
<b>Efficiency Measures</b>				
Number of animal control activities per FTE (City & County)	4,998	4,444	5,168	4,890
Time per FTE activity (Hr)	.41	.46	.40	.42
<b>Effectiveness Measures</b>				
Percent of cases per complaint resolved	95.0%	96.0%	96.0%	95.7%

FUND NUMBER

226 HEALTH DEPT

DEPARTMENT NUMBER

60 DEPT. OF STATE HEALTH SVCS. / 61 /FEDERAL

DIVISION NUMBER

10 BIOTERRORISM, 11 PAN FLU, 13 OBH-EWIDS  
/ 01 EPA (BUILDING ENVIRONMENTAL

## MISSION

To maintain an active surveillance program for disease control of public health threats, communicable diseases, childhood lead poisoning prevention new and emerging diseases within the City of Laredo, and partner counties; to investigate all communicable diseases, provide disease interventions and control measures in order to prevent outbreaks. To plan, detect and intervene on any public health biological, chemical or radiological threat quickly and efficiently with expert personnel using state of the art communication network systems.

## OBJECTIVES & PLANNED ACCOMPLISHMENTS

- To reduce morbidity and mortality caused by communicable diseases, public health threats, new and emerging diseases.
- To predict health related conditions and disease behavior by identifying risks.
- To enhance border-wide prevention and promotion through awareness, and educational activities.
- To monitor and develop action plans to respond to any abnormal incidence of disease.
- To develop an expert team of epidemiologists and public health professionals that respond quickly and efficiently to any biological, chemical or radiological threat.
- To reduce elevated blood lead levels in the children population 1 – 6 years of age.
- To enhance awareness on pandemic influenza through surveillance and educational materials.
- Develop educational activities on prevention of pandemic influenza for the community.
- To establish direction, assessment, and coordination of activities that will enhance local and regional preparedness for acts of bioterrorism, outbreaks of infectious diseases, or other public health threats.
- To enhance surveillance and epidemiology capacity for rapid detection of outbreaks of infectious diseases, acts of bioterrorism, or other public health threats.
- To enhance laboratory capacity in order to conduct rapid and diagnostic testing for select biological agents to be used in a bioterrorism attack.
- To develop a communication system that will allow for rapid exchange of key information with public and private partners in a secure fashion.
- To develop an effective risk communication capacity that will allow for information dissemination to the public during a bioterrorism attack, infectious disease outbreak, or other public health threats.
- To assess existing training needs of key public health professionals, health care providers, first responders, and infectious disease personnel and to then provide needed education and training through multiple channels.
- To assure that adequate and prompt new and emerging disease responses are developed addressing critical border health epidemiological needs such as in neural tube defects, bioterrorism, cancer, environmental health, vector borne diseases, food and water borne health threats.
- Conduct simulations and training of staff and community to respond to any public health threats.
- Conduct training for area providers and hospitals to assure an efficient reporting system.
- To identify children with elevated blood lead levels through environmental assessment and source identification.
- To maintain an active surveillance on children with elevated blood lead levels through case management activities.
- To educate the parents on importance of a well balanced diet for children identified with high blood lead levels.
- To conduct an environmental health assessment survey to determine the extent of environmental health impacts.
- To conduct education/promotion as well as disease detection interventions that will concentrate on lead and water contamination in the community.
- Will distribute educational materials to local health providers and hospitals to heighten public awareness.
- Conduct random pandemic testing within the community.

FUND NUMBER	226 HEALTH DEPT
DEPARTMENT NUMBER	60 DEPT. OF STATE HEALTH SVCS. / 61 /FEDERAL
DIVISION NUMBER	10 BIOTERRORISM, 11 PAN FLU, 13 OBH-EWIDS / 01 EPA (BUILDING ENVIRONMENTAL

EXPENDITURES (6048) EPA

	ACTUAL 06-07	ACTUAL 07-08	AMENDED 08-09	ESTIMATED 08-09	ADOPTED 09-10
Personnel Services	12,822	29,817	107,639	107,639	-
Materials & Supplies	3,330	3,198	6,786	6,786	-
Contractual Services	7,689	17,447	35,575	35,575	-
Other Charges	-	2,727	-	-	-
Capital Outlay	-	29,500	-	-	-
<b>Total</b>	23,841	82,689	150,000	150,000	-

EXPENDITURES (6010) BIOTERRORISM (PHPE)

	ACTUAL 06-07	ACTUAL 07-08	AMENDED 08-09	ESTIMATED 08-09	ADOPTED 09-10
Personnel Services	205,265	249,108	206,615	206,615	250,304
Materials & Supplies	64,316	65,998	2,080	2,080	4,299
Contractual Services	70,098	39,314	18,009	18,009	33,087
Capital Outlay	258,073	795,481	-	-	30,037
<b>Total</b>	597,752	1,149,901	226,704	226,704	317,727

PERSONNEL POSITION LISTING

DEPT	DIV	AUTH #	POSITION NO.	GRADE	POSITION TITLE	09-10 ADOPTED ANNUAL RATE
60	10	192	20251	R25	CLERK II	21,320
60	10	193	35022	R38	EPIDEMIOLOGIST	46,342
60	10	50	35031	R32	HEALTH EDUCATOR II	28,142
60	10	12	40264	R33	MICRO COMPUTER SPECIALIST (@ 30%)	9,304
60	10	1	30004	R36	PUBLIC HEALTH TECHNICIAN	45,614
29	10	99	15033	R41	CHIEF OF EPIDEMIOLOGY (@ 40%)	30,676
<b>TOTAL COUNT</b>			<b>6</b>		<b>TOTAL SALARIES</b>	<b>181,399</b>

FUND NUMBER	226 HEALTH DEPT
DEPARTMENT NUMBER	60 DEPT. OF STATE HEALTH SVCS. / 61 /FEDERAL
DIVISION NUMBER	10 BIOTERRORISM, 11 PAN FLU, 13 OBH-EWIDS / 01 EPA (BUILDING ENVIRONMENTAL

EXPENDITURES (6011) BIO T PAN FLU

	ACTUAL 06-07	ACTUAL 07-08	AMENDED 08-09	ESTIMATED 08-09	ADOPTED 09-10
Personnel Services	83,836	107,660	-	-	-
Materials & Supplies	14,616	-	-	-	-
Contractual Services	-	1,322	-	-	-
Other Charges	21,823	-	-	-	-
<b>Total</b>	120,275	108,982	-	-	-

EXPENDITURES (6013) OBH EWIDS

	ACTUAL 06-07	ACTUAL 07-08	AMENDED 08-09	ESTIMATED 08-09	ADOPTED 09-10
Personnel Services	-	105,875	98,312	98,312	116,965
Materials & Supplies	-	8,643	4,460	4,460	1,417
Contractual Services	-	22,291	6,540	6,540	11,611
Other Charges	-	-	-	-	20,007
Capital Outlay	-	3,946			
<b>Total</b>	-	140,755	109,312	109,312	150,000

PERSONNEL POSITION LISTING

DEPT	DIV	AUTH #	POSITION NO.	GRADE	POSITION TITLE	09-10 ADOPTED ANNUAL RATE
60	13	195	35022	R38	EPIDEMIOLOGIST	43,430
60	13	196	30004	R36	PUBLIC HEALTH TECHNICIAN	38,355
<b>TOTAL COUNT</b>			<b>2</b>		<b>TOTAL SALARIES</b>	<b>81,785</b>

FUND NUMBER	226 HEALTH DEPT
DEPARTMENT NUMBER	60 DEPT. OF STATE HEALTH SVCS. / 61 /FEDERAL
DIVISION NUMBER	10 BIOTERRORISM, 11 PAN FLU, 13 OBH-EWIDS / 01 EPA (BUILDING ENVIRONMENTAL

EXPENDITURES (6048) EPA C.A.R.E.

	ACTUAL 06-07	ACTUAL 07-08	AMENDED 08-09	ESTIMATED 08-09	ADOPTED 09-10
Personnel Services	-	-	163,561	163,561	105,817
Materials & Supplies	-	-	9,050	9,050	71
Contractual Services	-	-	64,207	64,207	1,599
<b>Total</b>	-	-	236,818	236,818	107,487

EXPENDITURES (6502) VENTANILLA DE SALUD

	ACTUAL 06-07	ACTUAL 07-08	AMENDED 08-09	ESTIMATED 08-09	ADOPTED 09-10
Contractual Services	-	-	28,180	28,180	28,180
<b>Total</b>	-	-	28,180	28,180	28,180

PERFORMANCE MEASURES (6010)

	ACTUAL 06-07	ACTUAL 07-08	ESTIMATED 08-09	ADOPTED 09-10
<b>Workload Measures</b>				
<i>Inputs</i>				
Number of FTE's – staff	8	5	4.7	4.7
<i>Outputs</i>				
Number of surveillance investigations completed	1,678	1,022	850	900
Number of communicable diseases reported to DSHS	1,678	1,022	850	900
Number of trainings conducted	30	56	50	40
Number of simulation or bioterrorism exercises conducted	9	7	5	5

FUND NUMBER	226 HEALTH DEPT
DEPARTMENT NUMBER	60 DEPT. OF STATE HEALTH SVCS. / 61 /FEDERAL
DIVISION NUMBER	10 BIOTERRORISM, 11 PAN FLU, 13 OBH-EWIDS / 01 EPA (BUILDING ENVIRONMENTAL

PERFORMANCE MEASURES (6011)

	ACTUAL 06-07	ACTUAL 07-08	ESTIMATED 08-09	ADOPTED 09-10
<b>Workload Measures</b>				
<i>Inputs</i>				
Number of FTE's – staff	N/A	2	N/A	N/A
<i>Outputs</i>				
Number of flu surveillance cases	N/A	205	N/A	N/A

Grant ended 7/31/08

PERFORMANCE MEASURES (6065) EPA BORDER 2012

	ACTUAL 06-07	ACTUAL 07-08	ESTIMATED 08-09	ADOPTED 09-10
<b>Workload Measures</b>				
<i>Outputs</i>				
Number of neural tube defect prevention activities	40	N/A	N/A	N/A
Number of trainings attended by epidemiology staff	53	N/A	N/A	N/A
Number of health alerts sent to health care providers and institutions	40	N/A	N/A	N/A
<b>Efficiency Measures</b>				
Percentage of health alerts sent within 24 hours in order to prevent the spread of disease (to be at least 90% of the time)	100%	N/A	N/A	N/A
<b>Effectiveness Measures</b>				
Percentage of disease, disease clusters, or BT encounters detected (to be at least 90% of the total)	100%	N/A	N/A	N/A
Number of neural tube defect prevention activities	40	N/A	N/A	N/A

Grant ended 06/30/06

FUND NUMBER

226 HEALTH DEPT

DEPARTMENT NUMBER

60 DEPT. OF STATE HEALTH SVCS. / 61 /FEDERAL

DIVISION NUMBER

10 BIOTERRORISM, 11 PAN FLU, 13 OBH-EWIDS  
/ 01 EPA (BUILDING ENVIRONMENTAL

PERFORMANCE MEASURES (6101)

	ACTUAL 06-07	ACTUAL 07-08	ESTIMATED 08-09	ADOPTED 09-10
<b>Workload Measures</b>				
<i>Inputs</i>				
Number of FTE's	.20	.80	N/A	N/A
<i>Outputs</i>				
Number of community environmental assessments	100	1	N/A	N/A
Number of Meetings	N/A	12	N/A	N/A
Number of Conferences	N/A	2	N/A	N/A
<b>Efficiency Measures</b>				
Environmental assessment of specimen collection and diagnosis	100%	100%	N/A	N/A
<b>Effectiveness Measures</b>				
Quarterly education provided	N/A	3	N/A	N/A

PERFORMANCE MEASURES (6013)

	ACTUAL 06-07	ACTUAL 07-08	ESTIMATED 08-09	ADOPTED 09-10
<b>Workload Measures</b>				
<i>Inputs</i>				
Number of FTE's	N/A	3	2	2
<i>Outputs</i>				
Number of Cases entered in NEDSS	N/A	650	540	600
Number of Disease Investigations	N/A	400	540	600
Number of Alerts Community/Physicians/Vets	N/A	44	50	40
Amount of Information Shared with Mexico	N/A	51	50	30
<b>Efficiency Measures</b>				
Alerts sent within 24 hours	N/A	100%	100%	100%
Diseases reported within 24 hours	N/A	100%	100%	100%
<b>Effectiveness Measures</b>				
Percent of Staff attended NEDSS Training	N/A	100%	50%	100%



FUND NUMBER  
DEPARTMENT NUMBER  
DIVISION NUMBER

226 HEALTH DEPT  
60 DEPT. OF STATE HEALTH SVCS.  
08 W.I.C.  
09 WIC EXPANSION

**MISSION**

To provide education on the importance of proper nutrition, special supplemental food, childhood immunizations, breastfeeding, and medical and/or social service referrals to qualified women, infants, and children up to age 5, in order to achieve a better quality of life for the residents of Webb County.

**OBJECTIVES & PLANNED ACCOMPLISHMENTS**

- To increase the level of awareness and knowledge regarding the importance of proper prenatal nutrition in order to protect the mother’s health and provide a healthy start for each infant born to an “at risk” WIC mother.
- To educate WIC mothers on the important role that a healthy diet, especially breastfeeding, plays in their children’s physical and cognitive abilities.
- To educate clients about the association between proper nutrition and certain illnesses, such as anemia.
- To reduce the morbidity caused by vaccine preventable diseases in Webb County.
- Serve as many eligible infants, women, and children as possible.
- Provide nutrition education to families who participate in the WIC Program.
- Encourage all pregnant and post-partum women to breastfeed.
- Provide access to other medical and social programs through referrals.
- Review immunization records and provide necessary immunizations.

**EXPENDITURES (6008) WIC**

	<b>ACTUAL 06-07</b>	<b>ACTUAL 07-08</b>	<b>AMENDED 08-09</b>	<b>ESTIMATED 08-09</b>	<b>ADOPTED 09-10</b>
Personnel Services	2,647,492	2,823,220	3,198,590	3,198,590	3,258,617
Materials & Supplies	201,862	106,368	197,000	197,000	123,747
Contractual Services	522,527	669,249	706,654	706,654	750,931
Other Charges	-	-	12,551	12,551	-
Capital Outlay	17,645	21,749	11,000	11,000	-
<b>Total</b>	<b>3,389,526</b>	<b>3,620,586</b>	<b>4,125,795</b>	<b>4,125,795</b>	<b>4,133,295</b>

FUND NUMBER  
DEPARTMENT NUMBER  
DIVISION NUMBER

226 HEALTH DEPT  
60 DEPT. OF STATE HEALTH SVCS.  
08 W.I.C.  
09 WIC EXPANSION

EXPENDITURES (6009) WIC EXPANSION

	ACTUAL 06-07	ACTUAL 07-08	AMENDED 08-09	ESTIMATED 08-09	ADOPTED 09-10
Personnel Services	3,024	250,632	274,781	275,281	257,124
Materials & Supplies	26,508	22,995	44,369	44,019	44,417
Contractual Services	15,429	86,268	95,000	92,550	98,991
Other Charges	-	-	5,083	5,083	18,701
Capital Outlay	-	23,649	-	2,300	-
<b>Total</b>	44,961	383,544	419,233	419,233	419,233

PERSONNEL POSITION LISTING

DEPT	DIV	AUTH #	POSITION NO.	GRADE	POSITION TITLE	09-10 ADOPTED ANNUAL RATE
60	8	86	20018	R29	ADMINISTRATIVE SECRETARY	29,806
60	8	1	40074	R24	BREASTFEEDING PEER LAY EDU.	19,157
60	8	2	40074	R24	BREASTFEEDING PEER LAY EDU.	21,528
60	8	3	40074	R24	BREASTFEEDING PEER LAY EDU.	20,072
60	8	5	40074	R24	BREASTFEEDING PEER LAY EDU.	23,088
60	8	41	40074	R24	BREASTFEEDING PEER LAY EDU.	26,978
60	8	8	10239	R40	CHIEF PUBLIC HEALTH NUTRITION (AT 90%)	70,892
60	8	319	20250	R23	CLERK I	20,072
60	8	320	20250	R23	CLERK I	27,227
60	8	321	20250	R23	CLERK I	18,034
60	8	322	20250	R23	CLERK I	26,166
60	8	323	20250	R23	CLERK I	21,299
60	8	324	20250	R23	CLERK I	22,859
60	8	325	20250	R23	CLERK I	18,242
60	8	169	20251	R25	CLERK II	20,696
60	8	170	20251	R25	CLERK II	19,698

FUND NUMBER  
DEPARTMENT NUMBER  
DIVISION NUMBER

226 HEALTH DEPT  
60 DEPT. OF STATE HEALTH SVCS.  
08 W.I.C.  
09 WIC EXPANSION

PERSONNEL POSITION LISTING - CONTINUED

DEPT	DIV	AUTH #	POSITION NO.	GRADE	POSITION TITLE	09-10 ADOPTED ANNUAL RATE
60	8	172	20251	R25	CLERK II	25,875
60	8	88	20013	R27	CLERK III	37,003
60	8	100	20013	R27	CLERK III	20,654
60	8	84	20011	R28	CLERK IV	28,870
60	8	148	20252	R24	CLERK-TYPIST	30,597
60	8	149	20252	R24	CLERK-TYPIST	30,597
60	8	150	20252	R24	CLERK-TYPIST	30,306
60	8	151	20252	R24	CLERK-TYPIST	23,608
60	8	78	20012	R23	COMMUNITY SERVICE AIDE	24,106
60	8	79	20012	R23	COMMUNITY SERVICE AIDE	21,570
60	8	80	20012	R23	COMMUNITY SERVICE AIDE	21,757
60	8	81	20012	R23	COMMUNITY SERVICE AIDE	21,258
60	8	132	80288	R23	CUSTODIAN	24,648
60	8	133	80288	R23	CUSTODIAN	21,944
60	8	134	80288	R23	CUSTODIAN	18,762
60	8	143	80288	R23	CUSTODIAN	19,240
60	8	146	80288	R23	CUSTODIAN	18,408
60	8	117	80666	R23	GROUNDSKEEPER	22,131
60	8	4	35032	R29	HEALTH EDUCATOR I	24,835
60	8	24	15046	R38	HEALTH EDUCATOR SUPERVISOR	62,982
60	8	115	41411	R29	LICENSED VOCATIONAL NURSE I	33,758
60	8	119	41411	R29	LICENSED VOCATIONAL NURSE I	23,192
60	8	114	40078	R31	LICENSED VOCATIONAL NURSE II	26,312
060	8	116	40078	R31	LICENSED VOCATIONAL NURSE II	44,075
60	8	118	40078	R31	LICENSED VOCATIONAL NURSE II	41,642
60	8	120	40078	R31	LICENSED VOCATIONAL NURSE II	39,666
60	8	121	40078	R31	LICENSED VOCATIONAL NURSE II	34,112
60	8	12	40079	R33	LICENSED VOCATIONAL NURSE III	42,806
60	8	202	21301	R23	NUTRITION AIDE	16,848
60	8	203	21301	R23	NUTRITION AIDE	20,904
60	8	204	21301	R23	NUTRITION AIDE	28,371
60	8	205	21301	R23	NUTRITION AIDE	17,514

FUND NUMBER  
DEPARTMENT NUMBER  
DIVISION NUMBER

226 HEALTH DEPT  
60 DEPT. OF STATE HEALTH SVCS.  
08 W.I.C.  
09 WIC EXPANSION

PERSONNEL POSITION LISTING - CONTINUED

DEPT	DIV	AUTH #	POSITION NO.	GRADE	POSITION TITLE	09-10 ADOPTED ANNUAL RATE
60	8	206	21301	R23	NUTRITION AIDE	18,949
60	8	207	21301	R23	NUTRITION AIDE	21,965
60	8	208	21301	R23	NUTRITION AIDE	16,848
60	8	209	21301	R23	NUTRITION AIDE	18,408
60	8	210	21301	R23	NUTRITION AIDE	17,514
60	8	211	21301	R23	NUTRITION AIDE	22,068
60	8	212	21301	R23	NUTRITION AIDE	22,152
60	8	213	21301	R23	NUTRITION AIDE	17,514
60	8	214	21301	R23	NUTRITION AIDE	22,006
60	8	215	21301	R23	NUTRITION AIDE	18,242
60	8	216	21301	R23	NUTRITION AIDE	20,862
60	8	217	21301	R23	NUTRITION AIDE	21,798
60	8	218	21301	R23	NUTRITION AIDE	20,218
60	8	219	21301	R23	NUTRITION AIDE	18,782
60	8	220	21301	R23	NUTRITION AIDE	16,848
60	8	221	21301	R23	NUTRITION AIDE	18,408
60	8	222	21301	R23	NUTRITION AIDE	21,507
60	8	223	21301	R23	NUTRITION AIDE	17,514
60	8	224	21301	R23	NUTRITION AIDE	17,701
60	8	225	21301	R23	NUTRITION AIDE	17,514
60	8	226	21301	R23	NUTRITION AIDE	21,403
60	8	227	21301	R23	NUTRITION AIDE	22,422
60	8	228	21301	R23	NUTRITION AIDE	21,757
60	8	229	21301	R23	NUTRITION AIDE	16,848
60	8	230	21301	R23	NUTRITION AIDE	17,514
60	8	231	21301	R23	NUTRITION AIDE	16,848
60	8	232	21301	R23	NUTRITION AIDE	19,552
60	8	233	21301	R23	NUTRITION AIDE	18,283
60	8	234	21301	R23	NUTRITION AIDE	19,489
60	8	326	21301	R23	NUTRITION AIDE	17,514
60	8	40	30028	R36	NUTRITIONIST	37,232
60	8	42	30028	R36	NUTRITIONIST	40,143

FUND NUMBER  
 DEPARTMENT NUMBER  
 DIVISION NUMBER

226 HEALTH DEPT  
 60 DEPT. OF STATE HEALTH SVCS.  
 08 W.I.C.  
 09 WIC EXPANSION

PERSONNEL POSITION LISTING - CONTINUED

DEPT	DIV	AUTH #	POSITION NO.	GRADE	POSITION TITLE	09-10 ADOPTED ANNUAL RATE
60	8	43	30028	R36	NUTRITIONIST	48,442
60	8	44	30028	R36	NUTRITIONIST	40,726
60	8	45	30028	R36	NUTRITIONIST	38,355
60	8	46	30028	R36	NUTRITIONIST	47,985
60	8	47	30028	R36	NUTRITIONIST	27,736
60	8	101	30028	R36	NUTRITIONIST	48,047
60	8	327	11122	R37	WIC SUPERVISOR	50,044
<b>TOTAL COUNT</b>			<b>87</b>		<b>TOTAL SALARIES</b>	<b>181,399</b>

EXPENDITURES (6800) WOMEN & CHILDREN

	ACTUAL 06-07	ACTUAL 07-08	AMENDED 08-09	ESTIMATED 08-09	ADOPTED 09-10
Materials & Supplies	8,089	14,459	23,637	23,637	15,500
Contractual Services	22,160	33,440	67,326	67,326	50,000
Other Charges	38,089	-	119,791	119,791	151,164
Capital Outlay	-	12,989	-	-	-
<b>Total</b>	<b>68,338</b>	<b>60,888</b>	<b>210,754</b>	<b>210,754</b>	<b>216,664</b>

FUND NUMBER  
 DEPARTMENT NUMBER  
 DIVISION NUMBER

226 HEALTH DEPT  
 60 DEPT. OF STATE HEALTH SVCS.  
 08 W.I.C.  
 09 WIC EXPANSION

PERFORMANCE MEASURES (6008)

	ACTUAL 06-07	ACTUAL 07-08	ESTIMATED 08-09	ADOPTED 09-10
<b>Workload Measures</b>				
<i>Inputs</i>				
Number of Nutritionists	7	7	7	7
Number of Clinic Staff	48	48	50	50
Number of Outreach Staff	5	4	1	1
Number of LVN's	6	6	6	6
<i>Outputs</i>				
Avg. number of participants enrolled per month	23,853	24,541	24,641	24,692
Avg. number of women who breastfeed per month	905	1,160	1,190	1,185
Avg. number of immunizations given per month	3,531	3,027	3,027	3,027
Avg. number of outreach appointments given per month	670	343	125	125
Avg. number of clients without alternate forms of health care at initial certification per month	185	144	144	143
Avg. number of families who receive voucher issuance per month	5,856	6,835	6,705	6,704

FUND NUMBER  
 DEPARTMENT NUMBER  
 DIVISION NUMBER

226 HEALTH DEPT  
 60 DEPT. OF STATE HEALTH SVCS.  
 08 W.I.C.  
 09 WIC EXPANSION

PERFORMANCE MEASURES (6009) WIC EXPANSION

	ACTUAL 06-07	ACTUAL 07-08	ESTIMATED 08-09	ADOPTED 09-10
<b>Workload Measures</b>				
<b>Inputs</b>				
Number of Nutritionists	1	1	1	1
Number of Clinic Staff	7	8	8	8
Number of Outreach Staff	0	0	0	0
Number of LVN's	2	1	1	1
<b>Outputs</b>				
Average number of participants enrolled per month	976	2,116	2,309	2,351
Average number of women who breastfeed per month	23	54	56	60
Average number of immunizations given per month	0	106	30	N/A
Average number of clients without alternate forms of health care at initial certification per month	55	15	7	14
Average number of families who receive voucher issuance per month	601	645	502	641
<b>Efficiency Measures</b>				
Number of participants served per FTE clinic staff	139	265	289	294
Number of participants served per nutritionist	976	2,116	2,309	2,351
Number of immunizations provided per LVN	N/A	106	30	N/A
<b>Effectiveness Measures</b>				
Percent of clients enrolled in program who participate per month	44%	90%	92%	94%
Percent of families receiving nutrition education at time of voucher issuance	98%	97%	98%	99%
Percent of women who breastfed	9%	11%	11%	11%
Percent of infants born to WIC mothers at time of certification	45%	54%	65%	69%
Percent of clients without alternate forms of health care at initial certification who were referred to a health care source	100%	100%	100%	100%

FUND NUMBER  
 DEPARTMENT NUMBER  
 DIVISION NUMBER

226 HEALTH DEPT  
 64 BIENESTAR/UTHSC@SA  
 00 BIENESTAR

**MISSION**

The primary aim of the study is to test the effectiveness of the Projector Bienestar Laredo as implemented by local health districts to reduce biological risks for diabetes in high-risk Mexican-American children.

**OBJECTIVES & PLANNED ACCOMPLISHMENTS**

To test 3<sup>rd</sup> graders from 38 elementary schools for two school districts (Laredo and United) for Fasting Capillary Glucose Levels, Weight, Height, Waist Circumference, Shuttle Run, and complete a series of questionnaires.

**EXPENDITURES (6400) BIENESTAR (UTHSC@SA)**

	<b>ACTUAL 06-07</b>	<b>ACTUAL 07-08</b>	<b>AMENDED 08-09</b>	<b>ESTIMATED 08-09</b>	<b>ADOPTED 09-10</b>
Personnel Services	183,758	178,180	241,910	241,910	126,483
Materials & Supplies	7,988	5,410	44,692	44,692	-
Contractual Services	18,382	23,924	63,520	63,520	17,564
Other Charges	-	-	90,871	90,871	105,953
<b>Total</b>	<b>210,128</b>	<b>207,514</b>	<b>440,993</b>	<b>440,993</b>	<b>250,000</b>

**PERSONNEL POSITION LISTING**

<b>DEPT</b>	<b>DIV</b>	<b>AUTH #</b>	<b>POSITION NO.</b>	<b>GRADE</b>	<b>POSITION TITLE</b>	<b>09-10 ADOPTED ANNUAL RATE</b>
64	0	2	35032	R29	HEALTH EDUCATOR I	24,128
64	0	1	30004	R36	PUBLIC HEALTH TECHNICIAN	37,232
60	7	5	10026	R39	CHIEF OF HEALTH EDUCATION (@ 24%)	21,356
60	8	8	10239	R40	CHIEF PUBLIC HEALTH NUTRITION (@ 10%)	7,877
<b>TOTAL COUNT</b>			<b>4</b>		<b>TOTAL SALARIES</b>	<b>90,593</b>



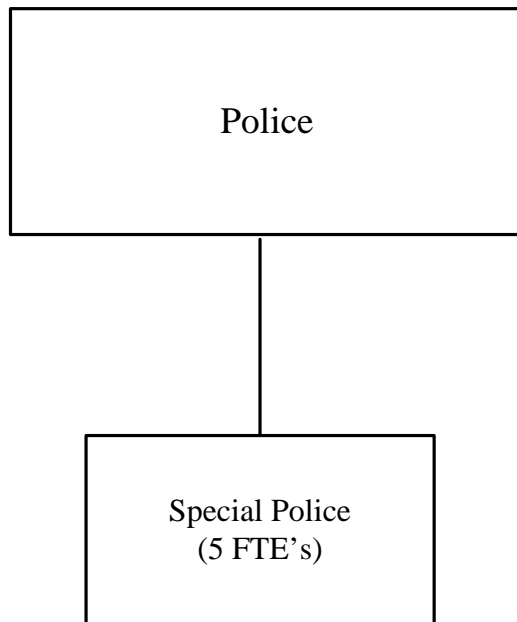
FUND NUMBER  
 DEPARTMENT NUMBER  
 DIVISION NUMBER

226 HEALTH DEPT  
 64 BIENESTAR/UTHSC@SA  
 00 BIENESTAR

PERFORMANCE MEASURES (6400)

	ACTUAL 06-07	ACTUAL 07-08	ESTIMATED 08-09	ADOPTED 09-10
<b>Workload Measures</b>				
<i>Inputs</i>				
Total Number of third graders at UISD and LISD	3,344	3,344	3,344	3,400
Total number of signed consent forms	2,362	2,362	2,362	2,500
Total participation	2,362	2,256	2,099	2,500
<b>Efficiency Measures</b>				
Number of Team Leaders	6	6	6	6
Number of Data Collectors	31	33	24	1
<b>Effectiveness Measures</b>				
Percentage of consented 3 <sup>rd</sup> graders participating in study	100%	96%	89%	100%
Number of 3 <sup>rd</sup> graders per data collector	76	71	87	139

# Special Police Fund



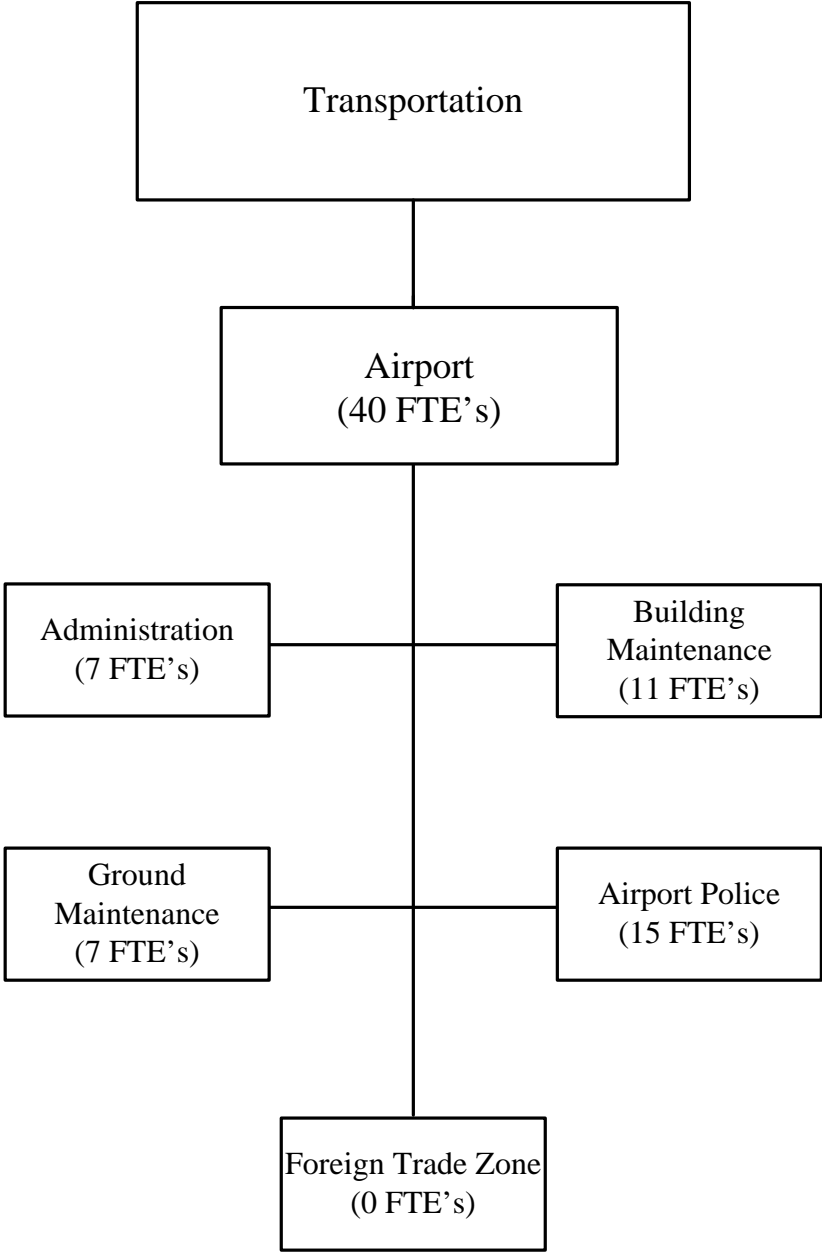
**CITY OF LAREDO, TEXAS**  
**SPECIAL POLICE PROGRAM**  
**OPERATING BUDGET**  
**FY 2009-2010**

DESCRIPTION	ACTUAL FY 06-07	ACTUAL FY 07-08	ORIGINAL BUDGET FY 08-09	AMENDED BUDGET FY 08-09	TOTAL ESTIMATE FY 08-09	ADOPTED BUDGET FY 09-10
<b>OPENING BALANCE</b>	<b>103,808</b>	<b>78,285</b>	<b>10,973</b>	<b>78,748</b>	<b>78,748</b>	<b>15,447</b>
<b>REVENUES</b>						
Federal Operating Grants:						
South Tx. Drug Related TF	9,000	1,250	-	-	-	-
U.S. Customs Service	49,426	39,994	91,000	91,000	91,000	91,000
U.S. Customs and Border Prot.	-	-	1,000,000	1,000,000	-	-
Universal Hiring Grant	192,779	17,434	-	-	-	-
Bulletproof Vest Partnership	40,596	1,097	50,000	93,525	81,025	37,500
GDEM	-	48,764	-	-	-	-
GDEM-Border Security	-	98,622	250,000	426,378	426,378	250,000
Gang Initiative	-	-	-	225,000	225,000	225,000
Justice Assistance Program	84,624	57,367	160,000	152,405	152,405	-
Cops In School	414,995	34,722	273,087	273,087	249,909	83,333
Alcohol Tobacco Firearms	17,596	16,559	28,500	28,500	28,500	28,500
U.S. Marshall-Fugitive App TF	-	25,000	75,000	75,000	75,000	75,000
<b>Total Federal Operating Grants</b>	<b>809,016</b>	<b>340,809</b>	<b>1,927,587</b>	<b>2,364,895</b>	<b>1,329,217</b>	<b>790,333</b>
State Operating Grants:						
DWI Grant	22,372	24,961	50,000	27,500	27,488	50,000
STEP-Commercial Vehicles	39,828	40,000	40,000	40,000	40,000	50,000
Comprehensive STEP	99,806	99,807	100,000	100,000	99,806	100,000
Click it or Ticket	18,196	-	20,000	20,000	20,000	20,000
Incentive Grant	4,000	-	-	-	-	-
Labor Day Click It	-	-	20,000	20,000	20,000	20,000
Memorial Day Holiday	-	19,749	-	-	-	-
<b>Total State Operating Grants</b>	<b>184,202</b>	<b>184,517</b>	<b>230,000</b>	<b>207,500</b>	<b>207,294</b>	<b>240,000</b>
Interest Earnings						
OCEDEFT-FBI	3,236	-	15,916	15,916	15,573	15,573
OCEDEFT-DEA	8,422	6,186	65,916	62,450	62,450	15,573
Laredo Joint Terrorism TF	15,111	14,908	15,916	15,916	15,573	15,573
Laredo Housing Authority	59,475	89,125	80,000	80,000	80,000	80,000
Other	91	15	-	-	-	-
Transfer In:						
General Fund	1,748,841	118,550	724,109	724,109	689,925	587,699
<b>TOTAL REVENUES</b>	<b>2,828,394</b>	<b>754,110</b>	<b>3,059,444</b>	<b>3,470,786</b>	<b>2,400,032</b>	<b>1,744,751</b>
<b>TOTAL AVAILABLE</b>	<b>2,932,202</b>	<b>832,395</b>	<b>3,070,417</b>	<b>3,549,534</b>	<b>2,478,780</b>	<b>1,760,198</b>

**CITY OF LAREDO, TEXAS**  
**SPECIAL POLICE PROGRAM**  
**OPERATING BUDGET**  
**FY 2009-2010**

DESCRIPTION	ACTUAL FY 06-07	ACTUAL FY 07-08	ORIGINAL BUDGET FY 08-09	AMENDED BUDGET FY 08-09	TOTAL ESTIMATE FY 08-09	ADOPTED BUDGET FY 09-10
<b>EXPENDITURES</b>						
Cops In School - SRO 01/04	110,510	-	-	-	-	-
Cops In School - SRO 02/05	532,124	47,314	714,264	714,264	714,264	375,892
Customs - Narcotics	62,398	50,837	116,325	116,325	116,325	117,082
Bulletproof Vest Partnership 05/06	-	2,193	-	1,471	1,471	-
Bulletproof Vest Partnership 08/09	-	-	75,000	75,000	75,000	-
Bulletproof Vest Partnership 08-12	-	-	-	41,658	41,658	-
Bulletproof Vest Partnership 09/10	-	-	-	-	-	75,000
New Bulletproof Vest Partnership	81,191	-	-	-	-	-
Bulletproof Vest Partnership 06/07	-	-	-	43,922	43,922	-
Justice Assistance Program	45,611	-	-	1,777	1,777	-
Justice Assistance 06/07	39,012	-	-	41,965	41,965	-
Justice Assistance 07/08	-	57,367	-	68,320	68,320	-
Justice Assistance 08/09	-	-	160,000	40,343	40,343	-
Labor Day Grant	-	-	25,741	25,741	25,741	25,863
Laredo Joint Terrorism TF	20,113	20,318	20,094	20,094	20,094	20,037
Memorial Day	18,196	-	-	-	-	-
Click It or Ticket	-	19,750	25,741	25,741	25,741	25,732
Alcohol Tobacco Firearms	17,596	21,121	36,586	36,586	36,586	36,669
Fugitive Apprehension TF 07/08	-	25,131	-	-	-	-
Fugitive Apprehension TF 08/09	-	-	95,910	95,910	95,910	-
Fugitive Apprehension TF 09/10	-	-	-	-	-	96,497
GDEM	-	61,830	-	-	-	-
GDEM/Border Security	-	98,622	-	-	-	-
GDEM/Border Security 07/08	-	-	-	176,378	176,378	-
GDEM/Border Security 08/09	-	-	319,864	319,864	319,864	-
GDEM/Border Security 09/10	-	-	-	-	-	321,653
Incentive Grant	4,000	-	-	-	-	-
DWI Grant	22,373	25,146	64,015	41,515	27,488	64,331
Gang Initiative	-	-	-	225,000	225,000	-
Gang Initiative 09/10	-	-	-	-	-	225,000
OCDETF-DEA	10,633	8,189	70,094	66,628	66,628	20,037
OCDETF-FBI	3,237	-	20,094	20,094	20,094	20,037
South Tx. Drug Related TF 01/02	9,000	-	-	-	-	-
South Tx. Drug Related TF 04/05	-	1,250	-	-	-	-
Step Wave Grant	135	-	-	-	-	-
Commercial Motor Vehicles	50,173	53,329	64,015	50,540	50,540	64,331
Comprehensive-STEP	128,037	126,903	127,806	141,281	125,942	128,661
Universal Hiring 02/05	563,435	-	-	-	-	-
Universal Hiring 04/07	926,064	34,201	-	-	-	-
Violence Against Women 06/07	135,104	-	-	-	-	-
Weed and Seed Program	71,504	-	-	-	-	-
Weed and Seed Program 07/08	3,471	100,146	-	-	-	-
Weed and Seed Program 08/09	-	-	102,282	102,282	102,282	102,929
Reserve Appropriation-New Grants	-	-	1,032,586	1,032,586	-	40,447
<b>TOTAL EXPENDITURES</b>	<b>2,853,917</b>	<b>753,647</b>	<b>3,070,417</b>	<b>3,525,285</b>	<b>2,463,333</b>	<b>1,760,198</b>
<b>CLOSING BALANCE</b>	<b>78,285</b>	<b>78,748</b>	<b>-</b>	<b>24,249</b>	<b>15,447</b>	<b>-</b>

# Airport Fund



**CITY OF LAREDO, TEXAS**  
**INTERNATIONAL AIRPORT**  
**OPERATING BUDGET**  
**FY 2009-2010**

DESCRIPTION	ACTUAL FY 06-07	ACTUAL FY 07-08	ORIGINAL BUDGET FY 08-09	AMENDED BUDGET FY 08-09	TOTAL ESTIMATE FY 08-09	ADOPTED BUDGET FY 09-10
<b>OPENING BALANCE</b>	<b>12,294</b>	<b>(514,508)</b>	<b>(305,106)</b>	<b>(451,730)</b>	<b>(451,730)</b>	<b>30,936</b>
<b>REVENUES</b>						
Intergovernmental	488,556	82,190	99,055	99,055	97,955	99,055
Fees and Collections	4,185	3,568	4,000	4,000	3,800	4,000
Rents, Royalties & Interest	4,409,031	4,448,448	5,062,653	5,062,653	4,389,478	4,774,102
Reimburse & Miscellaneous	405,331	368,759	492,606	492,606	358,120	446,703
Other Financing Sources	306,641	89,431	-	649,382	649,682	403,071
<b>TOTAL REVENUES</b>	<b>5,613,744</b>	<b>4,992,396</b>	<b>5,658,314</b>	<b>6,307,696</b>	<b>5,499,035</b>	<b>5,726,931</b>
<b>TOTAL AVAILABLE</b>	<b>5,626,038</b>	<b>4,477,888</b>	<b>5,353,208</b>	<b>5,855,966</b>	<b>5,047,305</b>	<b>5,757,867</b>
<b>EXPENDITURES</b>						
Administration						
Personnel Services	537,978	515,843	590,758	590,758	530,562	557,604
Materials and Supplies	39,912	30,690	49,389	49,389	21,986	25,743
Contractual Services	1,738,000	1,645,048	1,791,841	1,825,087	1,798,372	1,767,111
Other Charges	2,375	1,119	-	-	-	270,000
Capital Outlay	205,084	35,361	-	-	-	-
Operating Transfers Out:						
Debt Service	407,640	734,444	729,105	729,105	729,105	542,210
Airport Construction	270,000	50,000	-	50,000	50,000	50,000
<b>Total Administration</b>	<b>3,200,989</b>	<b>3,012,505</b>	<b>3,161,093</b>	<b>3,244,339</b>	<b>3,130,025</b>	<b>3,212,668</b>
Building Maintenance						
Personnel Services	379,842	370,167	461,215	427,245	373,151	469,968
Materials and Supplies	88,940	77,069	78,765	79,121	76,184	82,559
Contractual Services	169,527	121,727	190,630	186,572	170,784	233,761
Other Charges	15,879	-	-	-	-	-
Capital Outlay	42,582	-	-	-	-	-
<b>Total Building Maintenance</b>	<b>696,770</b>	<b>568,963</b>	<b>730,610</b>	<b>692,938</b>	<b>620,119</b>	<b>786,288</b>
Ground Maintenance						
Personnel Services	363,636	265,574	325,762	325,762	254,085	314,852
Materials and Supplies	38,959	47,602	60,742	60,837	33,335	46,765
Contractual Services	52,383	66,086	91,432	91,782	90,887	76,955
Capital Outlay	54,620	-	-	-	-	19,000
<b>Total Ground Maintenance</b>	<b>509,598</b>	<b>379,262</b>	<b>477,936</b>	<b>478,381</b>	<b>378,307</b>	<b>457,572</b>

**CITY OF LAREDO, TEXAS**  
**INTERNATIONAL AIRPORT**  
**OPERATING BUDGET**  
**FY 2009-2010**

DESCRIPTION	ACTUAL FY 06-07	ACTUAL FY 07-08	ORIGINAL BUDGET FY 08-09	AMENDED BUDGET FY 08-09	TOTAL ESTIMATE FY 08-09	ADOPTED BUDGET FY 09-10
Control Tower						
Personnel Service	680,911	-	-	-	-	-
Materials and Supplies	1,029	-	-	-	-	-
Contractual Services	2,984	-	-	-	-	-
<b>Total Control Tower</b>	<b>684,924</b>	<b>-</b>	<b>-</b>	<b>-</b>	<b>-</b>	<b>-</b>
Airport Police						
Personnel Services	751,104	685,186	679,778	679,778	656,636	785,139
Materials and Supplies	28,189	8,016	6,882	11,376	11,376	23,130
Contractual Services	254,019	257,127	254,838	237,372	201,683	182,103
Other Charges	-	19	-	-	-	-
Capital Outlay	-	-	-	-	-	50,000
<b>Total Airport Police</b>	<b>1,033,312</b>	<b>950,348</b>	<b>941,498</b>	<b>928,526</b>	<b>869,695</b>	<b>1,040,372</b>
Foreign Trade Zone						
Personnel Service	11,577	11,783	11,938	11,938	12,185	12,067
Materials and Supplies	509	4,330	2,058	2,058	2,058	1,836
Contractual Services	2,867	2,427	3,980	3,980	3,980	4,428
<b>Total Foreign Trade Zone</b>	<b>14,953</b>	<b>18,540</b>	<b>17,976</b>	<b>17,976</b>	<b>18,223</b>	<b>18,331</b>
<b>TOTAL EXPENDITURES</b>	<b>6,140,546</b>	<b>4,929,618</b>	<b>5,329,113</b>	<b>5,362,160</b>	<b>5,016,369</b>	<b>5,515,231</b>
<b>CLOSING BALANCE</b>	<b>(514,508)</b>	<b>(451,730)</b>	<b>24,095</b>	<b>493,806</b>	<b>30,936</b>	<b>242,636</b>

FUND NUMBER  
DEPARTMENT NAME  
DEPARTMENT NUMBER  
DIVISION NUMBER

242 AIRPORT  
TRANSPORTATION  
36 AIRPORT  
05 ADMINISTRATION

**MISSION**

To be a catalyst for economic development to the City and region by creating and promoting opportunities for domestic and international passenger and air cargo transportation, striving for a safe and secure airport environment and being sensitive to noise concerns.

**OBJECTIVES & PLANNED ACCOMPLISHMENTS**

**OBJECTIVES**

- To promote and market Laredo International Airport to air carriers for passenger and air cargo operations.
- To continue to maintain and improve aviation facilities by carrying out the Airport Master Plan recommendations.
- Implement the recommendations from our FAR Part 150 Airport Noise Compatibility Study.
- Work with the U.S. Army Corp of Engineers to resolve environmental concerns.
- Expand the Airport’s revenue base with an aggressive leasing program in accordance with the Airport Land Use Master Plan.

**PLANNED ACCOMPLISHMENTS**

- Construct General Aviation Federal Inspection Station and collocate Mexican with U.S. Customs at same facility.
- Operate public aviation facility in a safe and cost-effective manner.
- Promote Laredo International Airport to air carriers for passenger and air cargo.
- Continue Airport Master Plan recommendations.
- Maintain FAR Part 150 Airport Noise Compatibility Study recommendations.
- Resolve environmental concerns together with the U.S. Army Corp of Engineers.
- Expand revenue base through aggressive land lease programs, the generation of new leases, and the implementation of innovative real estate opportunities by 25%.
- Improve airport infrastructure.
- Initiate international air carrier service by September 2010.

**EXPENDITURES**

	<b>ACTUAL 06-07</b>	<b>ACTUAL 07-08</b>	<b>AMENDED 08-09</b>	<b>ESTIMATED 08-09</b>	<b>ADOPTED 09-10</b>
Personnel Services	537,979	515,842	590,758	530,562	557,604
Materials & Supplies	39,912	30,691	49,389	21,986	25,743
Contractual Services	1,738,000	1,645,049	1,825,087	1,798,372	1,767,111
Other Charges	2,376	1,119	-	-	270,000
Capital Outlay	205,084	35,361	-	-	-
Intergovernmental Tran.	667,640	784,444	779,105	779,105	592,210
<b>Total</b>	<b>3,200,991</b>	<b>3,012,506</b>	<b>3,244,339</b>	<b>3,130,025</b>	<b>3,212,668</b>



FUND NUMBER  
DEPARTMENT NAME  
DEPARTMENT NUMBER  
DIVISION NUMBER

242 AIRPORT  
TRANSPORTATION  
36 AIRPORT  
05 ADMINISTRATION

PERSONNEL POSITION LISTING

DEPT	DIV	AUTH #	POSITION NO.	GRADE	POSITION TITLE	09-10 ADOPTED ANNUAL RATE
36	5	12	20014	R32	ADMINISTRATIVE ASSISTANT I	40,706
36	5	4	20015	R35	ADMINISTRATIVE ASSISTANT II	38,626
36	5	6	20018	R29	ADMINISTRATIVE SECRETARY	23,192
36	5	1	16005	R43	AIRPORT MANAGER	119,204
36	5	1	10079	R39	AIRPORT OPERATIONS MANAGER	86,111
36	5	1	10022	R38	MARKETING MANAGER	68,182
36	5	11	21821	R27	SECRETARY	35,959
<b>TOTAL COUNT</b>			<b>7</b>		<b>TOTAL SALARIES</b>	<b>411,980</b>

PERFORMANCE MEASURES

	ACTUAL 06-07	ACTUAL 07-08	ESTIMATED 08-09	ADOPTED 09-10
<b>Workload Measures</b>				
<i>Inputs</i>				
# of Administrative FTE	(a) 6.8	6.8	6.8	6.8
Total Operating Expenses	\$3,200,991	\$3,012,506	\$3,130,025	\$3,212,668
<i>Outputs</i>				
Total active land/bldg leases	95	93	92	95
# of Commercial Airlines servicing Laredo	3	3	3	(b) 4
Total Cargo Warehouse Space (Square feet)	416,500	416,500	416,500	416,500
<b>Efficiency Measures</b>				
Aeronautical land use (acres)	36.27	36.27	36.27	36.27
Non-Aeronautical land use (acres)	164.15	164.15	164.15	164.15
Aeronautical Bldg. use (Square feet).	145,440	145,440	145,440	145,440
Non-Aeronautical Bldg. use (Square feet).	175,896	175,896	175,896	175,896
Total Inbound & Outbound PAX serviced	223,638	227,732	183,000	201,300
Total Cargo Warehouse use (Square feet)	354,025	354,025	354,025	354,025
<b>Effectiveness Measures</b>				
Revenue generated from Aeronautical land rent	\$378,356	\$419,505	\$551,965	\$563,161
Revenue generated from Non-Aero land rent	\$1,057,093	\$1,052,118	\$1,233,132	\$1,420,724
Revenue generated from Aeronautical Bldg. rent	\$841,401	\$931,572	\$850,034	\$855,753

FUND NUMBER	242 AIRPORT
DEPARTMENT NAME	TRANSPORTATION
DEPARTMENT NUMBER	36 AIRPORT
DIVISION NUMBER	05 ADMINISTRATION

PERFORMANCE MEASURES - CONTINUED

	ACTUAL 06-07	ACTUAL 07-08	ESTIMATED 08-09	ADOPTED 09-10
Revenue generated from Non-Aeronautical Bldg. Rent	\$621,432	\$664,164	\$659,401	\$641,408
Revenue generated from PAX Activity	\$306,827	\$316,633	(c) \$340,473	(c) \$437,078
% of Cargo Warehouse occupied	93%	93%	84%	90%
Total Discretionary (\$) awarded by FAA	\$5,000,000	\$5,256,642	\$17,565,744	\$8,000,000
Total Entitlement (\$) awarded by FAA	\$1,513,444	\$1,550,852	\$1,633,491	\$1,500,000
Revenue generated from Noise Abatement Lease Program	N/A	N/A	\$649,682	\$403,071

- (a) 1- FTE admin position added and 5 FTE (Custodians) were transferred to building maintenance division.
- (b) Anticipating addition of a new Mexican Airline service.
- (c) Passenger Facility Charge was increased from \$3.00 to \$4.50 effective June 1, 2009.

FUND NUMBER  
DEPARTMENT NAME  
DEPARTMENT NUMBER  
DIVISION NUMBER

242 AIRPORT  
TRANSPORTATION  
36 AIRPORT  
10 BUILDING MAINTENANCE

**MISSION**

To provide a safe, clean, attractive, efficient and cost effective aviation facility for our traveling community.

**OBJECTIVES & PLANNED ACCOMPLISHMENTS**

**OBJECTIVES**

- The overall objective is to provide a safe, clean, attractive, efficient and cost effective facility for the general public and the traveling community.
- To comply with the American Disability Act and the Environmental Protection Agency.
- Provide mechanical equipment service and building maintenance on a continuous basis.
- Continue demolition of substandard buildings to increase land availability for new business development opportunities.

**PLANNED ACCOMPLISHMENTS**

- Operate public aviation facility in a safe and cost-effective manner.
- Provide specialized training to building maintenance staff to reduce outsourcing maintenance costs.
- Cross train employees to increase efficiency and effectiveness of building operations.
- Increase by 25% energy efficiency of airport facilities.

**EXPENDITURES**

	<b>ACTUAL 06-07</b>	<b>ACTUAL 07-08</b>	<b>AMENDED 08-09</b>	<b>ESTIMATED 08-09</b>	<b>ADOPTED 09-10</b>
Personnel Services	379,843	370,167	427,245	373,151	469,968
Materials & Supplies	88,940	77,068	79,121	76,184	82,559
Contractual Services	169,527	121,727	186,572	170,784	233,761
Other Charges	15,879	-	-	-	-
Capital Outlay	42,582	-	-	-	-
<b>Total</b>	696,771	568,962	692,938	620,119	786,288

FUND NUMBER  
DEPARTMENT NAME  
DEPARTMENT NUMBER  
DIVISION NUMBER

242 AIRPORT  
TRANSPORTATION  
36 AIRPORT  
10 BUILDING MAINTENANCE

PERSONNEL POSITION LISTING

DEPT	DIV	AUTH #	POSITION NO.	GRADE	POSITION TITLE	09-10 ADOPTED ANNUAL RATE
36	10	1	70190	R35	AIRPORT FACILITY SUPERVISOR	75,649
36	10	1	70195	R32	BLDG. MAINTENANCE SUPERVISOR	38,438
36	10	10	70189	R28	BUILDING MAINTENANCE MECHANIC	21,902
36	10	11	70189	R28	BUILDING MAINTENANCE MECHANIC	28,413
36	10	2	80288	R23	CUSTODIAN	18,574
36	10	20	80288	R23	CUSTODIAN	16,848
36	10	37	80288	R23	CUSTODIAN	16,848
36	10	38	80288	R23	CUSTODIAN	22,360
36	10	60	80288	R23	CUSTODIAN	20,966
36	10	12	70450	R28	ELECTRICIAN JOURNEYMAN	30,722
36	10	3	80187	R25	MAINTENANCE WORKER	24,190
<b>TOTAL COUNT</b>			<b>11</b>		<b>TOTAL SALARIES</b>	<b>314,911</b>

PERFORMANCE MEASURES

	ACTUAL 06-07	ACTUAL 07-08	ESTIMATED 08-09	ADOPTED 09-10
<b>Workload Measures</b>				
<i>Inputs</i>				
# of Building Maintenance FTE	(a) 11	11	11	11
Total Operating Expenses	\$696,771	\$568,962	\$620,119	\$786,288
<i>Outputs</i>				
Total airport owned buildings maintained	8	8	8	8
Total Airfield Lighted Guidance signs maintained	142	142	150	150
# of airfield lights maintained	1,009	1,009	1,039	1,039
# of Power generators maintained	3	3	3	4
Total length of perimeter fence maintained	10.5 miles	10.5 miles	10.5 miles	10.5 miles

FUND NUMBER	242 AIRPORT
DEPARTMENT NAME	TRANSPORTATION
DEPARTMENT NUMBER	36 AIRPORT
DIVISION NUMBER	10 BUILDING MAINTENANCE

PERFORMANCE MEASURES - CONTINUED

	ACTUAL 06-07	ACTUAL 07-08	ESTIMATED 08-09	ADOPTED 09-10
<b>Efficiency Measures</b>				
# of airport owned buildings maintained per FTE	1.33	1.33	1.33	1.33
# of airfield lighted guidance signs maintained per FTE	36	36	38	38
# of airfield lights maintained per FTE	253	253	253	253
# of power generators maintained per FTE	.75	.75	.75	.75
Length of perimeter fence maintained per FTE	1.75 miles	1.75 miles	1.75 miles	1.75 miles
<b>Effectiveness Measures</b>				
% of time spent on airfield maintenance	30%	30%	30%	30%
% of time spent on building maintenance	50%	50%	50%	50%
% of time spent on other operational needs (i.e. generators, perimeter fence, irrigation, etc.)	20%	20%	20%	20%

(a) 11 FTE's include 5 custodians transferred from administrative division # 3605

FUND NUMBER	242 AIRPORT
DEPARTMENT NAME	TRANSPORTATION
DEPARTMENT NUMBER	36 AIRPORT
DIVISION NUMBER	20 GROUND MAINTENANCE

**MISSION**

To ensure that airports runways are in compliance with all FAA runway safety regulations and avoid runway incursions. To properly maintain airport landside areas to ensure the continued security and beautifications of airport grounds.

**OBJECTIVES & PLANNED ACCOMPLISHMENTS**

**OBJECTIVES**

- To continue to maintain the air operations area of the Airport in a manner that is in compliance with the FAA Airport Certification Requirements, as well as to continue to develop maintenance schedules that will allow the staff to maintain and beautify the Airport grounds in an efficient and effective manner.

**PLANNED ACCOMPLISHMENTS**

- To maintain runways in compliance with all FAA regulations.
- To maintain the upkeep of repairs and upgrades to all runways, taxiways, and cargo areas.
- To ensure continued training on airport airside and landside safety.

**EXPENDITURES**

	ACTUAL 06-07	ACTUAL 07-08	AMENDED 08-09	ESTIMATED 08-09	ADOPTED 09-10
Personnel Services	363,636	265,574	325,762	254,085	314,852
Materials & Supplies	38,960	47,603	60,837	33,335	46,765
Contractual Services	52,383	66,087	91,782	90,887	76,955
Capital Outlay	54,620	-	-	-	19,000
<b>Total</b>	509,599	379,264	478,381	378,307	457,572

**PERSONNEL POSITION LISTING**

DEPT	DIV	AUTH #	POSITION NO.	GRADE	POSITION TITLE	09-10 ADOPTED ANNUAL RATE
36	20	1	35036	R34	AIRFIELD SUPERVISOR	32,219
36	20	26	70465	R27	HEAVY EQUIPMENT OPERATOR	30,326
36	20	93	70465	R27	HEAVY EQUIPMENT OPERATOR	37,253
36	20	108	70465	R27	HEAVY EQUIPMENT OPERATOR	28,662
36	20	109	70465	R27	HEAVY EQUIPMENT OPERATOR	20,654
36	20	2	81138	R25	LIGHT EQUIPMENT OPERATOR	39,083
36	20	5	81138	R25	LIGHT EQUIPMENT OPERATOR	22,797
<b>TOTAL COUNT</b>			<b>7</b>		<b>TOTAL SALARIES</b>	<b>210,995</b>

FUND NUMBER  
DEPARTMENT NAME  
DEPARTMENT NUMBER  
DIVISION NUMBER

242 AIRPORT  
TRANSPORTATION  
36 AIRPORT  
20 GROUND MAINTENANCE

PERFORMANCE MEASURES

	ACTUAL 06-07	ACTUAL 07-08	ESTIMATED 08-09	ADOPTED 09-10
<b>Workload Measures</b>				
<i>Inputs</i>				
# of Grounds Maintenance FTE	7	7	7	7
Total Operating Expenses	\$509,599	\$379,264	\$378,307	\$457,572
<i>Outputs</i>				
Total landside acreage maintained	166	166	166	166
Total airside acreage maintained	1,169	1,169	1,169	1,169
Total airside & landside acreage maintained	1,335	1,335	1,335	1,335
<b>Efficiency Measures</b>				
# of landside acreage maintained per FTE	24	24	24	24
# of airside acreage maintained per FTE	167	167	167	167
Airfield & Ground Maintenance Safety Meetings conducted	12	12	12	12
# of Airfield safety surface inspections conducted	988	988	988	988
<b>Effectiveness Measures</b>				
% of time spent on maintaining landside acreage	20%	20%	20%	20%
% of time spent on maintaining airside acreage	70%	70%	70%	70%
% of time spent on other operation needs (i.e. construction, equipment maintenance, safety inspections, etc.)	10%	10%	10%	10%
% of Successful Annual FAA airfield inspection	100%	100%	100%	100%
% of employees trained in airfield & grounds safety	100%	100%	100%	100%

FUND NUMBER  
DEPARTMENT NAME  
DEPARTMENT NUMBER  
DIVISION NUMBER

242 AIRPORT  
TRANSPORTATION  
36 AIRPORT  
35 AIRPORT POLICE

**MISSION**

To provide law enforcement for airport security, as directed by the Federal Aviation Regulations under the airport security program.

**OBJECTIVES & PLANNED ACCOMPLISHMENTS**

**OBJECTIVES**

- To continue to provide law enforcement security for the Laredo International Airport, as mandated by Federal Aviation Regulations.

**PLANNED ACCOMPLISHMENTS**

- To ensure the security of all boundaries within airport property.
- To continue providing proper training to all the airport certified police officers.
- To ensure that all individuals requiring access to AOA/SIDA areas are fingerprinted and issued id badges accordingly.
- Enhance customer service.
- Upgrade the security technological systems by early FY 2010.

**EXPENDITURES**

	<b>ACTUAL 06-07</b>	<b>ACTUAL 07-08</b>	<b>AMENDED 08-09</b>	<b>ESTIMATED 08-09</b>	<b>ADOPTED 09-10</b>
Personnel Services	751,104	685,187	679,778	656,636	785,139
Materials & Supplies	28,189	8,015	11,376	11,376	23,130
Contractual Services	254,019	257,126	237,372	201,683	182,103
Other Charges	-	19	-	-	-
Capital Outlay	-	-	-	-	50,000
<b>Total</b>	<b>1,033,312</b>	<b>950,347</b>	<b>928,526</b>	<b>869,695</b>	<b>1,040,372</b>

**PERSONNEL POSITION LISTING**

<b>DEPT</b>	<b>DIV</b>	<b>AUTH #</b>	<b>POSITION NO.</b>	<b>GRADE</b>	<b>POSITION TITLE</b>	<b>09-10 ADOPTED ANNUAL RATE</b>
36	35	1	15045	R39	AIRPORT SECURITY MANAGER	46,904
36	35	4	50038	R31	AIRPORT SECURITY OFFICER	26,312
36	35	5	50038	R31	AIRPORT SECURITY OFFICER	26,312
36	35	6	50038	R31	AIRPORT SECURITY OFFICER	33,946
36	35	8	50038	R31	AIRPORT SECURITY OFFICER	36,920



FUND NUMBER  
DEPARTMENT NAME  
DEPARTMENT NUMBER  
DIVISION NUMBER

242 AIRPORT  
TRANSPORTATION  
36 AIRPORT  
35 AIRPORT POLICE

PERSONNEL POSITION LISTING - CONTINUED

DEPT	DIV	AUTH #	POSITION NO.	GRADE	POSITION TITLE	09-10 ADOPTED ANNUAL RATE
36	35	9	50038	R31	AIRPORT SECURITY OFFICER	36,920
36	35	12	50038	R31	AIRPORT SECURITY OFFICER	38,896
36	35	13	50038	R31	AIRPORT SECURITY OFFICER	36,920
36	35	14	50038	R31	AIRPORT SECURITY OFFICER	34,965
36	35	17	50038	R31	AIRPORT SECURITY OFFICER	26,312
36	35	18	50038	R31	AIRPORT SECURITY OFFICER	26,312
36	35	19	50038	R31	AIRPORT SECURITY OFFICER	26,312
36	35	2	50037	R33	AIRPORT SECURITY OFFICER SUPVR	43,181
36	35	3	50037	R33	AIRPORT SECURITY OFFICER SUPVR	43,056
36	35	4	50037	R33	AIRPORT SECURITY OFFICER SUPVR	43,306
36	35	12	50038	R31	AIRPORT SECURITY OFFICER	38,896
36	35	13	50038	R31	AIRPORT SECURITY OFFICER	36,920
36	35	14	50038	R31	AIRPORT SECURITY OFFICER	34,965
<b>TOTAL COUNT</b>			<b>15</b>		<b>TOTAL SALARIES</b>	<b>526,573</b>

FUND NUMBER  
 DEPARTMENT NAME  
 DEPARTMENT NUMBER  
 DIVISION NUMBER

242 AIRPORT  
 TRANSPORTATION  
 36 AIRPORT  
 35 AIRPORT POLICE

PERFORMANCE MEASURES

	ACTUAL 06-07	ACTUAL 07-08	ESTIMATED 08-09	ADOPTED 09-10
<b>Workload Measures</b>				
<i>Inputs</i>				
# of Airport Police staff - FTE	12	12	12	15
Total Operating Expenses	\$1,033,312	\$950,347	\$869,695	\$1,040,372
<b>Efficiency Measures</b>				
# of annual PAX processed at security screening checkpoint (Inbound & Outbound)	223,638	227,732	183,000	201,300
# AOA/SIDA badges issued per year	331	212	750	100
# of persons fingerprinted per year	296	92	115	125
# of incident reports submitted	136	71	60	75
# of Security Trainings performed	24	24	24	24
<b>Effectiveness Measures</b>				
# of hours airport is to provide security daily	24	24	24	24
Total revenues generated from airport security related fees	\$15,181	\$13,699	\$12,958	(a) \$5,500
Total TSA Reimbursement Award	\$99,718	\$81,363	\$97,455	\$97,455

(a) SIDA badge regulations changed to require renewal every two years instead of once a year.

FUND NUMBER	242 AIRPORT
DEPARTMENT NAME	TRANSPORTATION
DEPARTMENT NUMBER	36 AIRPORT
DIVISION NUMBER	40 FOREIGN TRADE ZONE

**MISSION**

To promote the use of the foreign trade zone (FTZ) program in order to allow expansion and facilitation of international trade in Laredo, the largest in-land port in the nation, to stimulate the local economy and provide greater employment opportunities.

**OBJECTIVES & PLANNED ACCOMPLISHMENTS**

**OBJECTIVES**

- To continue to increase local awareness of the FTZ program and to encourage the international trade community to participate in the FTZ program.

**PLANNED ACCOMPLISHMENTS**

- To increase the FTZ tariff schedule by October 2009.
- Provide a 20% increase in technical assistance to potential FTZ Developers, i.e. boundary expansions.

**EXPENDITURES**

	ACTUAL 06-07	ACTUAL 07-08	AMENDED 08-09	ESTIMATED 08-09	ADOPTED 09-10
Personnel Services	11,577	11,784	11,938	12,185	12,067
Materials & Supplies	509	4,330	2,058	2,058	1,836
Contractual Services	2,867	2,427	3,980	3,980	4,428
<b>Total</b>	14,953	18,541	17,976	18,223	18,331

**PERSONNEL POSITION LISTING**

DEPT	DIV	AUTH #	POSITION NO.	GRADE	POSITION TITLE	09-10 ADOPTED ANNUAL RATE
36	40	11	21821	R27	SECRETARY	8,990
TOTAL COUNT			1		TOTAL SALARIES	<b>8,990</b>

FUND NUMBER  
DEPARTMENT NAME  
DEPARTMENT NUMBER  
DIVISION NUMBER

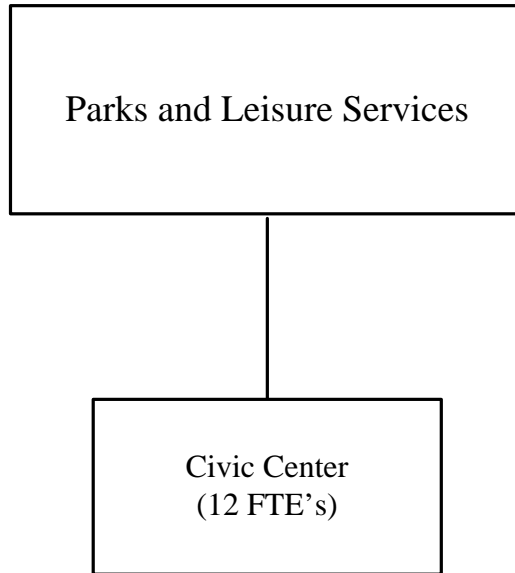
242 AIRPORT  
TRANSPORTATION  
36 AIRPORT  
40 FOREIGN TRADE ZONE

PERFORMANCE MEASURES

	ACTUAL 06-07	ACTUAL 07-08	ESTIMATED 08-09	ADOPTED 09-10
<b>Workload Measures</b>				
<i>Inputs</i>				
# of FTE	.20	.20	.20	.20
Total Operating Expenses	\$14,953	\$18,541	\$18,223	\$18,331
<b>Efficiency Measures</b>				
# of FTZ operators	12	13	15	17
<b>Effectiveness Measures</b>				
Total FTZ revenue collected	\$9,396	\$16,613	\$14,000	(a) \$20,000
Value of Merchandize Imported	\$133,129,340	\$98,647,193	\$73,985,395	\$86,562,913
Value of Merchandize Exported	\$118,037,259	\$97,449,608	\$73,087,206	\$85,512,031

(a) Increased tariff schedule effective October 1, 2009.

# Civic Center Fund



**CITY OF LAREDO, TEXAS**  
**CIVIC CENTER FUND**  
**OPERATING BUDGET**  
**FY 2009-2010**

DESCRIPTION	ACTUAL FY 06-07	ACTUAL FY 07-08	ORIGINAL BUDGET FY 08-09	AMENDED BUDGET FY 08-09	TOTAL ESTIMATE FY 08-09	ADOPTED BUDGET FY 09-10
<b>OPENING BALANCE</b>	14,555	20,034	-	18,989	18,989	-
<b>REVENUES</b>						
Rents, Royalties & Interest	257,506	265,671	291,000	395,000	328,200	338,300
Reimbursements & Misc.	1,270	8,123	-	-	-	-
Other Financing Sources	441,874	515,492	507,468	507,468	485,186	480,607
<b>TOTAL REVENUES</b>	<b>700,650</b>	<b>789,286</b>	<b>798,468</b>	<b>902,468</b>	<b>813,386</b>	<b>818,907</b>
<b>TOTAL AVAILABLE</b>	<b>715,205</b>	<b>809,320</b>	<b>798,468</b>	<b>921,457</b>	<b>832,375</b>	<b>818,907</b>
<b>EXPENDITURES</b>						
Personnel Services	374,414	387,985	400,295	450,295	394,313	437,486
Materials and Supplies	48,572	64,512	101,723	136,265	136,265	113,628
Contractual Services	210,836	218,801	288,575	303,922	293,922	267,793
Other Charges	11,552	750	-	23,200	-	-
Capital Outlay	49,797	-	-	-	-	-
Operating Transfers Out:						
Debt Service	-	118,283	7,875	7,875	7,875	-
<b>TOTAL EXPENDITURES</b>	<b>695,171</b>	<b>790,331</b>	<b>798,468</b>	<b>921,557</b>	<b>832,375</b>	<b>818,907</b>
<b>CLOSING BALANCE</b>	<b>20,034</b>	<b>18,989</b>	<b>-</b>	<b>(100)</b>	<b>-</b>	<b>-</b>

FUND NUMBER

243 CIVIC CENTER

DEPARTMENT NUMBER

31 PARKS & LEISURE SERVICES

DIVISION NUMBER

35 CIVIC CENTER

**MISSION**

To provide an adequate gathering facility for the citizens of Laredo while serving as a venue for entertainment and education, as well as a resource for the promotion of conventions and trade shows.

**OBJECTIVES & PLANNED ACCOMPLISHMENTS**

- Continue working on the current renovation projects including the remodeling of the auditorium’s ceiling and stage area.
- To work closely with the Laredo Convention and Visitors Bureau to coordinate efforts to attract at least one additional event this year.

**EXPENDITURES**

	<b>ACTUAL 06-07</b>	<b>ACTUAL 07-08</b>	<b>AMENDED 08-09</b>	<b>ESTIMATED 08-09</b>	<b>ADOPTED 09-10</b>
Personnel Services	374,414	387,985	450,295	394,313	437,486
Materials & Supplies	48,572	64,512	136,265	136,265	113,628
Contractual Services	210,836	218,801	303,922	293,922	267,793
Other Charges	11,552	750	23,200	-	-
Capital Outlay	49,797	-	-	-	-
Transfers Out	-	118,283	7,875	7,875	-
<b>Total</b>	<b>695,171</b>	<b>790,331</b>	<b>921,557</b>	<b>832,375</b>	<b>818,907</b>

**PERSONNEL POSITION LISTING**

<b>DEPT</b>	<b>DIV</b>	<b>AUTH #</b>	<b>POSITION NO.</b>	<b>GRADE</b>	<b>POSITION TITLE</b>	<b>09-10 ADOPTED ANNUAL RATE</b>
31	35	175	20011	R28	CLERK IV	31,470
31	35	3	81204	R27	MAINT. & EVENTS CREWLEADER	30,742
31	35	4	80188	R24	MAINTENANCE & EVENT WORKER	27,498
31	35	6	80188	R24	MAINTENANCE & EVENT WORKER	18,782
31	35	7	80188	R24	MAINTENANCE & EVENT WORKER	17,680
31	35	9	80188	R24	MAINTENANCE & EVENT WORKER	19,531
31	35	11	80188	R24	MAINTENANCE & EVENT WORKER	17,680
31	35	99	80188	R24	MAINTENANCE & EVENT WORKER	25,251
31	35	2	71202	R28	MAINTENANCE & EVENTS SUPVR	31,782
31	10	1	10416	R43	PARKS AND RECREATION DIRECTOR (AT 10%)	9,429
31	35	175	20011	R28	CLERK IV	31,470
31	35	3	81204	R27	MAINT. & EVENTS CREWLEADER	30,742
<b>TOTAL COUNT</b>			<b>12</b>		<b>TOTAL SALARIES</b>	<b>278,768</b>

FUND NUMBER  
 DEPARTMENT NUMBER  
 DIVISION NUMBER

243 CIVIC CENTER  
 31 PARKS & LEISURE SERVICES  
 35 CIVIC CENTER

PERFORMANCE MEASURES

	ACTUAL 06-07	ACTUAL 07-08	ESTIMATED 08-09	ADOPTED 09-10
<b>Workload Measures</b>				
<i>Inputs</i>				
Number of full-time equivalent employees (FTE) – event days	9.2	9.2	9.2	11
<i>Outputs</i>				
Number of event days worked	650	650	650	650
<b>Efficiency Measures</b>				
Number of event days worked per FTE	70.7	70.7	70.7	59.09
<b>Effectiveness Measures</b>				
Total revenue collected	257,506	265,671	291,000	338,300
% of buildings utilized for events	64	62	100	100
Average number of events per calendar day	1.8	1.8	1.8	1.8



# **Hotel-Motel Fund**

**CITY OF LAREDO, TEXAS**  
**HOTEL - MOTEL FUND**  
**OPERATING BUDGET**  
**FY 2009-2010**

DESCRIPTION	ACTUAL FY 06-07	ACTUAL FY 07-08	ORIGINAL BUDGET FY 08-09	AMENDED BUDGET FY 08-09	TOTAL ESTIMATE FY 08-09	ADOPTED BUDGET FY 09-10
<b>OPENING BALANCE</b>	<b>684,384</b>	<b>838,252</b>	<b>425,776</b>	<b>876,788</b>	<b>876,788</b>	<b>363,495</b>
<b>REVENUES</b>						
Taxes	3,330,740	3,327,145	3,424,128	3,424,128	2,747,069	2,555,436
Rents, Royalties & Interests	57,064	41,947	35,700	35,700	25,900	23,400
Reimburse & Miscellaneous	25	-	-	-	-	-
<b>TOTAL REVENUES</b>	<b>3,387,829</b>	<b>3,369,092</b>	<b>3,459,828</b>	<b>3,459,828</b>	<b>2,772,969</b>	<b>2,578,836</b>
<b>TOTAL AVAILABLE</b>	<b>4,072,213</b>	<b>4,207,344</b>	<b>3,885,604</b>	<b>4,336,616</b>	<b>3,649,757</b>	<b>2,942,331</b>
<b>EXPENDITURES</b>						
<b>TOURISM AND PROMOTIONS</b>						
LULAC #12 Senor Int'l	5,000	10,000	10,000	10,000	10,000	10,000
Martha Washington	10,000	10,000	10,000	10,000	10,000	10,000
Border Olympics	31,500	44,296	70,000	95,704	95,704	70,000
Latin Amer. Int'l. Sports	8,500	-	-	15,000	15,000	-
LULAC #7	5,000	5,000	7,283	7,283	7,283	7,283
Cola Blanca	16,200	18,000	25,000	25,000	25,000	25,000
WBCA	40,000	60,000	60,000	60,000	60,000	60,000
US Mex Sister Cities Conference	12,937	63	-	13,000	13,000	-
Streets of Laredo Urban Mall	9,000	7,500	15,000	15,000	15,000	15,000
Sister City Youth Conference	3,994	-	4,000	7,851	7,851	3,500
LEC	-	-	-	150,000	150,000	-
Laredo Heat Youth Soccer	-	-	17,283	17,283	17,283	17,283
<b>SUB-TOTAL</b>	<b>142,131</b>	<b>154,859</b>	<b>218,566</b>	<b>426,121</b>	<b>426,121</b>	<b>218,066</b>
<b>HISTORICAL AND ARTS</b>						
Laredo Little Theater	31,740	-	-	-	-	-
Laredo Philharmonic Orchestra	38,000	41,800	46,800	46,800	46,800	46,800
Webb Co. Heritage Foundation	49,000	55,000	55,000	55,000	55,000	55,000
Laredo Children's Museum	49,000	60,000	-	-	-	-
Laredo Center for the Arts	150,000	150,000	150,000	150,000	150,000	150,000
TAMIU/Dance Productions	3,000	-	-	-	-	-
LCC Productions	19,743	-	-	-	-	-
Laredo Philharmonic Chorale	2,340	1,600	-	1,600	-	-
Mexican Cultural Institute	1,720	7,500	9,783	9,783	9,783	9,783
Laredo Main Street Program	-	-	50,000	50,000	50,000	37,500
TAMIU Nonprofit Excellence	-	-	-	10,000	10,000	-
<b>SUB-TOTAL</b>	<b>344,543</b>	<b>315,900</b>	<b>311,583</b>	<b>323,183</b>	<b>321,583</b>	<b>299,083</b>

**CITY OF LAREDO, TEXAS**  
**HOTEL - MOTEL FUND**  
**OPERATING BUDGET**  
**FY 2009-2010**

DESCRIPTION	ACTUAL FY 06-07	ACTUAL FY 07-08	ORIGINAL BUDGET FY 08-09	AMENDED BUDGET FY 08-09	TOTAL ESTIMATE FY 08-09	ADOPTED BUDGET FY 09-10
<b>OTHER FINANCING USES</b>						
General Fund/City Promotion	10,997	12,685	25,000	25,000	10,000	22,743
Civic Center-Operations	441,874	510,702	507,468	507,468	485,186	480,607
Public Access Channel	105,340	92,011	107,744	107,744	102,698	102,437
Convention & Visitor's	2,139,076	2,219,616	2,666,544	2,666,544	1,940,674	1,779,462
Capital Improvements Fund	50,000	18,000	-	-	-	-
<b>SUB-TOTAL</b>	<b>2,747,287</b>	<b>2,853,014</b>	<b>3,306,756</b>	<b>3,306,756</b>	<b>2,538,558</b>	<b>2,385,249</b>
Contractual Services	-	352	-	-	-	-
Other Charges	-	6,431	31,851	-	-	39,933
<b>SUB-TOTAL</b>	<b>-</b>	<b>6,783</b>	<b>31,851</b>	<b>-</b>	<b>-</b>	<b>39,933</b>
<b>TOTAL EXPENDITURES</b>	<b>3,233,961</b>	<b>3,330,556</b>	<b>3,868,756</b>	<b>4,056,060</b>	<b>3,286,262</b>	<b>2,942,331</b>
<b>CLOSING BALANCE</b>	<b>838,252</b>	<b>876,788</b>	<b>16,848</b>	<b>280,556</b>	<b>363,495</b>	<b>(0)</b>

## Hotel-Motel Legal Requirements for Fiscal Year 2009-2010

Tax Code

351.101 (a)	351.103	% of room cost (cents)	% of total estimate	Estimated Tax	
(1) the acquisition of sites for and the construction, improvement, enlarging, equipping, repairing, operation, and maintenance of convention center facilities or visitor information centers, or both;	Maximum is 5.25% of room cost or 75% of total estimate 351.103	1.14	16.33%	\$480,607	(a)
(2) the furnishing of facilities, personnel, and materials for the registration of convention delegates or registrants;	No requirements	2.38	33.97%	\$999,469	(b)
(3) advertising and conducting solicitations & promotional programs to attract tourists and convention delegates or registrants to the municipality or its vicinity;	Minimum is 1% of room cost or 14.29% of total estimate 351.103 (a) (2)	2.52	35.96%	\$1,058,018	(c)
(4) the encouragement, promotion, improvement, and application of the arts, including instrumental and vocal music, dance, drama, folk art, creative writing, architecture, design and allied fields, painting, sculpture, photography, graphic and craft arts, motion pictures, radio, television, tape and sound recording, and other arts related to the presentation, performance, execution, and exhibition of these major art forms;	Maximum is 1% of room cost or 15% of total estimate (whichever is greater)* 351.103 (c)	0.36	5.07%	\$149,237	(d)
(5) historical restoration and preservation projects or activities or advertising and conducting solicitations and promotional programs to encourage tourists and convention delegates to visit preserved historic sites or museums: (A) at or in the immediate vicinity of convention facilities or visitor information centers; or (B) located elsewhere in the municipality or its vicinity that would be frequented by tourists and convention delegates;	If monies allocated in (1), then maximum is 1.05% of room cost or 15% of total estimate 351.103 (c)	0.61	8.67%	\$255,000	(e)
(6) for a municipality located in a county with a population of one million or less, expenses, including promotion expenses, directly related to a sporting event in which the majority of participants are tourists who substantially increase economic activity at hotels and motels within the municipality or its vicinity; and	No requirements				(f)
(7) subject to Section 351.1076, the promotion of tourism by the enhancement and upgrading of existing sports facilities or fields, including facilities or fields of baseball, softball, soccer, and flag football, if: (A) the municipality owns the facilities or fields; (B) the municipality: (i) has a population of 80,000 or more and is located in a county that has a population of 350,000 or less; (ii) has a population of at least 65,000 but not more than 70,000 and is located in a county that has a population of 155,000 or less; or (iii) has a population of at least 34,000 but not more than 36,000 and is located in a county that has a population of 90,000 or less; and (C) the sports facilities and fields have been used, in the preceding calendar year, a combined total of more than 10 times for district, state, regional, or national sports tournaments.	No requirements				(g)
<b>Totals</b>		<b>7.00</b>	<b>100.000%</b>	<b>\$2,942,331</b>	

NOTES:

(a) Amount includes the following:

Civic Center Operations \$480,607    \$480,607

(b) Amount includes funds for convention servicing:

LCVB \$999,469    \$999,469

(c) Amount includes the following:

Lulac Council #12 Sr. International \$10,000  
 LULAC Council No 7 \$7,283  
 LCVB \$779,993  
 City Promotions \$22,743  
 Cola Blanca \$25,000  
 Martha Washington \$10,000  
 Border Olympics \$70,000  
 Streets of Laredo Urban Mall \$15,000  
 WBCA \$60,000  
 Sister Cities Youth Conference \$3,500  
 Other \$27,433  
 Mexican Cultural Institute \$9,783  
 Laredo Heat Youth Soccer \$17,283    \$1,058,018

(d) Amount includes the following:

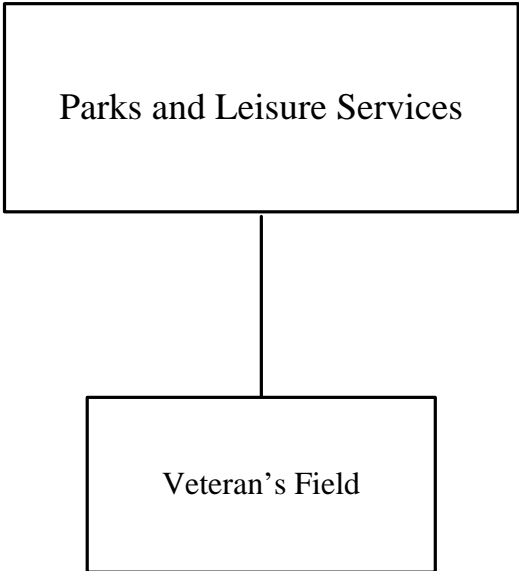
Public Access Channel \$102,437  
 Laredo Philharmonic Orchestra \$46,800    \$149,237

(e) Amount includes the following:

Webb Co. Heritage Foundation \$55,000  
 Other \$12,500  
 Laredo Center for Arts \$150,000  
 Laredo Main Street Program \$37,500    \$255,000

\$2,942,331

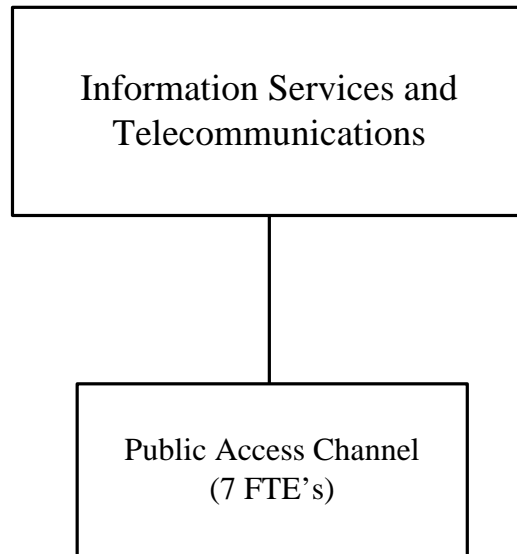
# Veteran's Field Fund



**CITY OF LAREDO, TEXAS**  
**VETERAN'S FIELD FUND**  
**OPERATING BUDGET**  
**FY 2009-2010**

DESCRIPTION	ACTUAL FY 06-07	ACTUAL FY 07-08	ORIGINAL BUDGET FY 08-09	AMENDED BUDGET FY 08-09	TOTAL ESTIMATE FY 08-09	ADOPTED BUDGET FY 09-10
<b>OPENING BALANCE</b>	<b>102,290</b>	<b>108,211</b>	<b>9,797</b>	<b>4,795</b>	<b>4,795</b>	<b>-</b>
<b>REVENUES</b>						
Rents and Royalties	55,159	56,570	51,700	51,700	30,129	30,000
Reimburse & Miscellaneous	29,661	5,217	13,045	13,045	5,469	5,000
Other Financing Sources	-	-	-	-	22,243	29,966
<b>TOTAL REVENUES</b>	<b>84,820</b>	<b>61,787</b>	<b>64,745</b>	<b>64,745</b>	<b>57,841</b>	<b>64,966</b>
<b>TOTAL AVAILABLE</b>	<b>187,110</b>	<b>169,998</b>	<b>74,542</b>	<b>69,540</b>	<b>62,636</b>	<b>64,966</b>
<b>EXPENDITURES</b>						
Personnel Services	6,432	4,941	10,407	10,407	8,814	10,275
Materials and Supplies	11,751	27,897	-	4,178	4,178	11,300
Contractual Services	53,416	64,248	48,669	49,644	49,644	43,391
Capital Outlay	7,300	68,117	-	-	-	-
<b>TOTAL EXPENDITURES</b>	<b>78,899</b>	<b>165,203</b>	<b>59,076</b>	<b>64,229</b>	<b>62,636</b>	<b>64,966</b>
<b>CLOSING BALANCE</b>	<b>108,211</b>	<b>4,795</b>	<b>15,466</b>	<b>5,311</b>	<b>-</b>	<b>-</b>

# Public Access Channel Fund



**CITY OF LAREDO, TEXAS  
PUBLIC ACCESS CENTER  
OPERATING BUDGET  
FY 2009-2010**

DESCRIPTION	ACTUAL FY 06-07	ACTUAL FY 07-08	ORIGINAL BUDGET FY 08-09	AMENDED BUDGET FY 08-09	TOTAL ESTIMATE FY 08-09	ADOPTED BUDGET FY 09-10
<b>OPENING BALANCE</b>	9	-	-	152	152	-
<b>REVENUES</b>						
Charges for Services	24,291	26,553	28,686	28,686	22,831	25,119
Rents, Royalties & Interest	12,769	9,152	4,300	4,300	6,191	5,500
Reimbursements & Misc.	525	663	61	61	55	55
Transfers In:						
Other Financing Sources	354,618	368,041	430,975	430,975	410,793	409,747
<b>TOTAL REVENUES</b>	<b>392,203</b>	<b>404,409</b>	<b>464,022</b>	<b>464,022</b>	<b>439,870</b>	<b>440,421</b>
<b>TOTAL AVAILABLE</b>	<b>392,212</b>	<b>404,409</b>	<b>464,022</b>	<b>464,174</b>	<b>440,022</b>	<b>440,421</b>
<b>EXPENDITURES</b>						
Public Access Center						
Personnel Services	323,871	339,199	364,549	364,549	345,461	336,819
Materials and Supplies	21,165	19,863	27,804	27,815	27,815	31,850
Contractual Services	47,149	45,192	71,669	67,738	66,746	71,752
Other Charges	27	3	-	4,100	-	-
<b>TOTAL EXPENDITURES</b>	<b>392,212</b>	<b>404,257</b>	<b>464,022</b>	<b>464,202</b>	<b>440,022</b>	<b>440,421</b>
<b>CLOSING BALANCE</b>	-	152	-	(28)	-	-



**CITY OF LAREDO, TEXAS**  
**PEG FUND**  
**OPERATING BUDGET**  
**FY 2009-2010**

DESCRIPTION	ACTUAL FY 06-07	ACTUAL FY 07-08	ORIGINAL BUDGET FY 08-09	AMENDED BUDGET FY 08-09	TOTAL ESTIMATE FY 08-09	ADOPTED BUDGET FY 09-10
<b>OPENING BALANCE</b>	<b>188,271</b>	<b>336,778</b>	<b>264,830</b>	<b>319,689</b>	<b>319,689</b>	<b>231,034</b>
<b>REVENUES</b>						
PEG Fees	263,309	264,082	265,000	265,000	264,485	266,000
<b>TOTAL REVENUES</b>	<b>263,309</b>	<b>264,082</b>	<b>265,000</b>	<b>265,000</b>	<b>264,485</b>	<b>266,000</b>
<b>TOTAL AVAILABLE</b>	<b>451,580</b>	<b>600,860</b>	<b>529,830</b>	<b>584,689</b>	<b>584,174</b>	<b>497,034</b>
<b>EXPENDITURES</b>						
Capital Outlay	114,802	281,171	345,000	353,140	353,140	285,000
<b>TOTAL EXPENDITURES</b>	<b>114,802</b>	<b>281,171</b>	<b>345,000</b>	<b>353,140</b>	<b>353,140</b>	<b>285,000</b>
<b>CLOSING BALANCE</b>	<b>336,778</b>	<b>319,689</b>	<b>184,830</b>	<b>231,549</b>	<b>231,034</b>	<b>212,034</b>

FUND NUMBER	246 PUBLIC ACCESS CHANNEL
DEPARTMENT NUMBER	55 INFORMATION SERVICES & TELECOMMUNICATIONS
DIVISION NUMBER	40 PUBLIC ACCESS CHANNEL

**MISSION**

The City of Laredo - Public Access Center provides a medium for individuals, groups, organizations, and institutions to communicate with the citizenry of Laredo via channels on the cable television system.

- To provide community television programming that promotes the Texas Attorney General’s open government philosophy by allowing access to local public entities by airing all board, council and commission meetings for the local school districts, City of Laredo and Webb County and thereby informing to the general public of government business.
- To serve as a multi-media informational source for the City of Laredo departments and services.
- To provide a public service facility, by providing the tools and training necessary to generate self-made programming.

**OBJECTIVES & PLANNED ACCOMPLISHMENTS**

- To complete digital upgrade to the video transmission upstream signal to the Time Warner cable system that carries all of our Public Access Channels.
- To increase the amount of non-profit organizations to appear on access television to promote awareness for their respective causes and platforms; contingent upon applicable rules and regulations.
- To provide a continual outreach campaign to promote services and facilities of the City of Laredo Telecommunications Center.

**EXPENDITURES**

	<b>ACTUAL 06-07</b>	<b>ACTUAL 07-08</b>	<b>AMENDED 08-09</b>	<b>ESTIMATED 08-09</b>	<b>ADOPTED 09-10</b>
Personnel Services	323,872	339,199	364,549	345,461	335,796
Materials & Supplies	21,166	19,863	27,815	27,815	32,362
Contractual Services	47,150	45,192	67,738	66,746	72,263
Other Charges	28	3	4,100	-	-
<b>Total</b>	392,216	404,257	464,202	440,022	440,421

FUND NUMBER  
 DEPARTMENT NUMBER  
 DIVISION NUMBER

246 PUBLIC ACCESS CHANNEL  
 55 INFORMATION SERVICES &  
 TELECOMMUNICATIONS  
 40 PUBLIC ACCESS CHANNEL

PERSONNEL POSITION LISTING

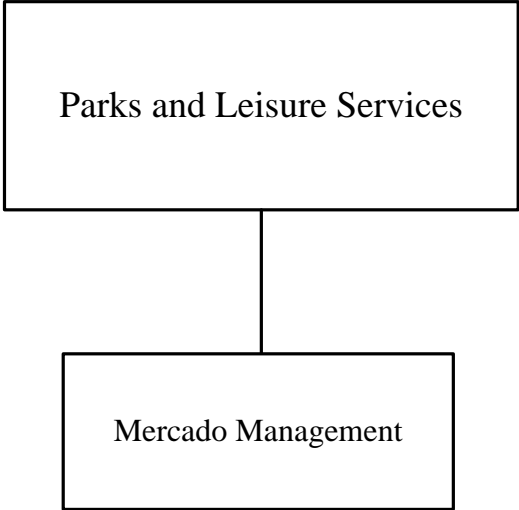
DEPT	DIV	AUTH #	POSITION NO.	GRADE	POSITION TITLE	09-10 ADOPTED ANNUAL RATE
55	40	2	41922	R28	AUDIO VISUAL PRODUCTION SUPVR	36,629
55	40	7	40087	R30	AUDIO VISUAL TECHNICIAN II	26,166
55	40	4	81921	R24	AUDIOVISUAL TECH. ASSISTANT	17,680
55	40	5	81921	R24	AUDIOVISUAL TECH. ASSISTANT	14,994
55	40	6	81921	R24	AUDIOVISUAL TECH. ASSISTANT	22,277
55	40	194	20250	R23	CLERK I	21,965
55	40	1	16012	R41	PUBLIC ACCESS-MEDIA SVCS. MGR.	83,511
55	40	102	80288	R23	CUSTODIAN (AT 50%)	13,728
<b>TOTAL COUNT</b>			<b>8</b>		<b>TOTAL SALARIES</b>	<b>236,950</b>

PERFORMANCE MEASURES

	ACTUAL 06-07	ACTUAL 07-08	ESTIMATED 08-09	ADOPTED 09-10
<b>Workload Measures</b>				
<i>Inputs</i>				
Total budget	392,212	404,257	448,174	460,180
<i>Outputs</i>				
Total hours aired all three channels	6,698	8,760	26,280	26,280
Number of public service announcements aired	4,233	9,452	31,254	31,500
Number of city council meetings televised	52	36	38	45
Number of video presentations produced for city staff	50	65	40	50
Number of video presentations produced for non-profit organizations	21	31	35	35
Number of city events taped	104	120	231	260
Number of hours of new programming produced	704	730	715	730
<b>Efficiency Measures</b>				
Cost per hour of air time (1)	59	46	17	17
Cost per hour of programming (2)	557	554	627	630

- (1) Total budget/Total hours aired for all three channels
- (2) Total budget/Number of hours of new programming produced

# Mercado Management Fund



**CITY OF LAREDO, TEXAS**  
**MERCADO MANAGEMENT FUND**  
**OPERATING BUDGET**  
**FY 2009-2010**

DESCRIPTION	ACTUAL FY 06-07	ACTUAL FY 07-08	ORIGINAL BUDGET FY 08-09	AMENDED BUDGET FY 08-09	TOTAL ESTIMATE FY 08-09	ADOPTED BUDGET FY 09-10
<b>OPENING BALANCE</b>	45,026	96,245	78,536	125,627	125,627	138,769
<b>REVENUES</b>						
Rents and Royalties	123,507	117,877	125,297	125,297	120,477	120,645
Interest Earnings	4,406	4,641	-	-	-	-
Reimburse & Miscellaneous	-	2,325	-	-	-	-
<b>TOTAL REVENUES</b>	<b>127,913</b>	<b>124,843</b>	<b>125,297</b>	<b>125,297</b>	<b>120,477</b>	<b>120,645</b>
<b>TOTAL AVAILABLE</b>	<b>172,939</b>	<b>221,088</b>	<b>203,833</b>	<b>250,924</b>	<b>246,104</b>	<b>259,414</b>
<b>EXPENDITURES</b>						
Personnel Services	-	-	6,504	6,504	-	6,421
Materials and Supplies	28,049	6,731	23,732	21,432	21,432	21,432
Contractual Services	48,645	81,900	88,903	85,903	85,903	91,850
Other Charges	-	6,830	-	5,300	-	-
<b>TOTAL EXPENDITURES</b>	<b>76,694</b>	<b>95,461</b>	<b>119,139</b>	<b>119,139</b>	<b>107,335</b>	<b>119,703</b>
<b>CLOSING BALANCE</b>	<b>96,245</b>	<b>125,627</b>	<b>84,694</b>	<b>131,785</b>	<b>138,769</b>	<b>139,711</b>

FUND NUMBER  
DEPARTMENT NUMBER  
DIVISION NUMBER

247 MERCADO MANAGEMENT  
31 PARKS & LEISURE SERVICES  
55 MERCADO MANAGEMENT

**MISSION**

To serve as a venue for the preservation of the culture of La Villa de Laredo while providing rental facilities to better serve the public and attract more visitors to the downtown area.

**OBJECTIVES & PLANNED ACCOMPLISHMENTS**

- Better monitoring of lease contracts to implement a Consumer Price Index rental escalation to increase revenues.
- Keep El Mercado clean and attractive at all times to attract more visitors and future tenants.
- Implement a plan for upgrading the existing indoor and outdoor appearance of the buildings.

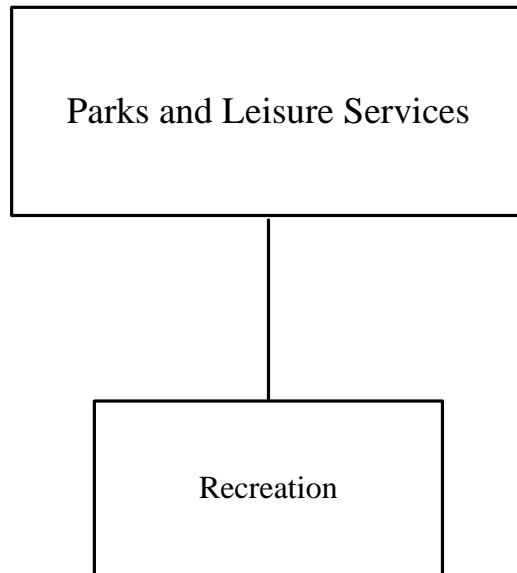
**EXPENDITURES**

	<b>ACTUAL 06-07</b>	<b>ACTUAL 07-08</b>	<b>AMENDED 08-09</b>	<b>ESTIMATED 08-09</b>	<b>ADOPTED 09-10</b>
Personnel Services	-	-	6,504	-	6,421
Materials & Supplies	28,049	6,731	21,432	21,432	21,432
Contractual Services	48,645	81,900	85,903	85,903	91,850
Other Charges	-	6,830	5,300	-	-
<b>Total</b>	<b>76,694</b>	<b>95,461</b>	<b>119,139</b>	<b>107,335</b>	<b>119,703</b>

**PERFORMANCE MEASURES**

	<b>ACTUAL 06-07</b>	<b>ACTUAL 07-08</b>	<b>ESTIMATED 08-09</b>	<b>ADOPTED 09-10</b>
<b>Workload Measures</b>				
<i><b>Input</b></i>				
Total budget	76,694	117,877	120,477	120,645
<i><b>Outputs</b></i>				
Total square feet maintained	26,785	26,785	26,785	26,785
<b>Efficiency Measures</b>				
Cost per square foot	2.86	2.86	4.21	4.21
<b>Effectiveness Measures</b>				
% of maintenance completed as scheduled	100%	100%	100%	100%
Occupancy Rate	100%	100%	100%	100%

# Recreation Fund

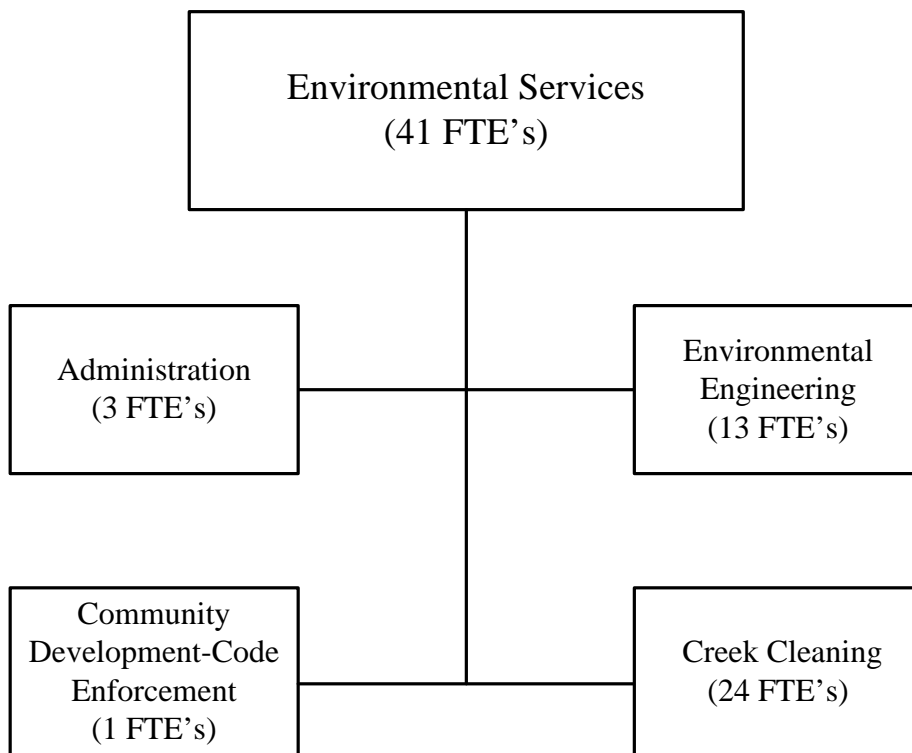


**CITY OF LAREDO, TEXAS**  
**RECREATION FUND**  
**OPERATING BUDGET**  
**FY 2009-2010**

DESCRIPTION	ACTUAL FY 06-07	ACTUAL FY 07-08	ORIGINAL BUDGET FY 08-09	AMENDED BUDGET FY 08-09	ESTIMATED FY 08-09	ADOPTED BUDGET FY 09-10
<b>OPENING BALANCE</b>	<b>184,980</b>	<b>163,466</b>	<b>203,527</b>	<b>234,710</b>	<b>234,710</b>	<b>120,273</b>
<b>REVENUES</b>						
Swimming Pool Fees	43,445	45,828	44,000	44,000	45,914	45,914
Volleyball League Fees	695	735	1,200	1,200	800	800
Softball League Fees	29,910	21,242	26,550	26,550	23,625	28,800
Basketball Fees	14,685	13,440	28,000	28,000	16,000	28,000
Swim Teams	-	2,630	500	500	-	-
Classes & Lessons	25,347	20,930	25,000	25,000	25,000	26,250
Registration Fees	20	180	100	100	100	100
Interest Earnings	6,914	7,463	5,000	5,000	5,500	4,500
Net Increase (Decrease) in the Fair Value of Investments	791	(28)	-	-	-	-
Contributions	-	2,205	-	-	-	-
<b>TOTAL REVENUES</b>	<b>121,807</b>	<b>114,625</b>	<b>130,350</b>	<b>130,350</b>	<b>116,939</b>	<b>134,364</b>
<b>TOTAL AVAILABLE</b>	<b>306,787</b>	<b>278,091</b>	<b>333,877</b>	<b>365,060</b>	<b>351,649</b>	<b>254,637</b>
<b>EXPENDITURES</b>						
Administration						
Contractual Services	-	4,151	4,263	4,263	4,263	4,012
Other Charges	-	-	-	10,783	-	-
Capital Outlay	22,738	-	-	-	-	-
Transfer Out:						
General Fund	83,000	-	-	-	-	100,000
Veteran's Field	-	-	-	-	22,243	29,966
Parks Maintenance						
Materials & Supplies	-	-	24,390	20,000	20,000	-
Capital Outlay	-	-	124,881	124,881	124,881	-
Softball League	19,003	20,465	33,802	26,109	26,109	26,109
Basketball League	7,308	7,848	15,750	10,880	10,880	10,880
Classes & Lessons	9,958	9,607	15,000	11,500	11,500	26,250
Volleyball League	1,314	1,310	1,500	1,500	1,500	1,500
Swimming Lessons	-	-	-	10,000	10,000	10,000
<b>TOTAL EXPENDITURES</b>	<b>143,321</b>	<b>43,381</b>	<b>219,586</b>	<b>219,916</b>	<b>231,376</b>	<b>208,717</b>
<b>CLOSING BALANCE</b>	<b>163,466</b>	<b>234,710</b>	<b>114,291</b>	<b>145,144</b>	<b>120,273</b>	<b>45,920</b>



# Environmental Services Fund



**CITY OF LAREDO, TEXAS**  
**ENVIRONMENTAL SERVICES FUND**  
**OPERATING BUDGET**  
**FY 2009-2010**

DESCRIPTION	ACTUAL FY 06-07	ACTUAL FY 07-08	ORIGINAL BUDGET FY 08-09	AMENDED BUDGET FY 08-09	TOTAL ESTIMATE FY 08-09	ADOPTED BUDGET FY 09-10
<b>OPENING BALANCE</b>	<b>1,518,123</b>	<b>1,825,895</b>	<b>1,531,782</b>	<b>2,212,901</b>	<b>2,212,901</b>	<b>1,782,024</b>
<b>REVENUES</b>						
Intergovernmental Revenue	124,637	211,326	84,000	315,377	238,391	94,000
Charges for Services	2,330,102	2,343,203	2,370,000	2,370,000	2,346,000	3,781,200
Rents, Royalties & Interests	92,634	78,737	54,400	54,400	55,057	49,100
Reimburse & Miscellaneous	72,819	882	-	-	331	-
Other Financing Sources	111,018	316,476	116,497	116,497	116,497	118,209
<b>TOTAL REVENUES</b>	<b>2,731,210</b>	<b>2,950,624</b>	<b>2,624,897</b>	<b>2,856,274</b>	<b>2,756,276</b>	<b>4,042,509</b>
<b>TOTAL AVAILABLE</b>	<b>4,249,333</b>	<b>4,776,519</b>	<b>4,156,679</b>	<b>5,069,175</b>	<b>4,969,177</b>	<b>5,824,533</b>
<b>EXPENDITURES</b>						
Administration						
Personnel Services	208,709	226,602	233,736	233,736	232,762	236,418
Materials & Supplies	610	600	1,000	1,000	500	1,000
Contractual Services	10,826	5,748	7,000	7,000	5,000	18,208
Other Charges	1,892	15,246	-	-	-	-
Total Administration	222,037	248,196	241,736	241,736	238,262	255,626
Creek Cleaning						
Personnel Services	-	-	-	-	-	886,747
Materials & Supplies	-	-	-	-	-	157,802
Contractual Services	-	-	-	-	-	244,779
Total Creek Cleaning	-	-	-	-	-	1,289,328
Stormwater						
Personnel Services	770,616	792,636	652,136	652,136	563,757	660,374
Materials and Supplies	58,414	81,998	95,952	96,826	54,900	89,127
Contractual Services	938,480	1,006,651	1,624,648	1,893,499	1,573,332	1,497,469
Other Charges	325	7	94,788	64,788	64,788	100,000
Capital Outlay	266,711	121,627	108,000	131,440	111,440	97,000
Transfers Out:						
Keep Laredo Beautiful	83,668	90,226	100,000	100,000	92,922	100,000
Total Stormwater	2,118,214	2,093,145	2,675,524	2,938,689	2,461,139	2,543,970
Grants						
Personnel	4,790	9,515	-	12,695	-	-
Materials & Supplies	27,008	-	-	36,997	32,997	20,000
Contractual Services	51,389	150,506	-	418,834	410,454	20,000
Other Charges	-	29,549	-	10,000	-	-
Total Grants	83,187	189,570	-	478,526	443,451	40,000
C D Code Enforcement						
Personnel	-	31,355	42,767	42,767	42,605	43,707
Materials & Supplies	-	437	2,550	2,300	679	2,019
Contractual Services	-	915	1,800	2,050	1,017	1,986
Total Code Enforcement	-	32,707	47,117	47,117	44,301	47,712
<b>TOTAL EXPENDITURES</b>	<b>2,423,438</b>	<b>2,563,618</b>	<b>2,964,377</b>	<b>3,706,068</b>	<b>3,187,153</b>	<b>4,176,636</b>
<b>CLOSING BALANCE</b>	<b>1,825,895</b>	<b>2,212,901</b>	<b>1,192,302</b>	<b>1,363,107</b>	<b>1,782,024</b>	<b>1,647,897</b>

**CITY OF LAREDO, TEXAS  
STORMWATER IMPROVEMENT FUND  
OPERATING BUDGET  
FY 2009-2010**

DESCRIPTION	ACTUAL FY 06-07	ACTUAL FY 07-08	ORIGINAL BUDGET FY 08-09	AMENDED BUDGET FY 08-09	TOTAL ESTIMATE FY 08-09	ADOPTED BUDGET FY 09-10
<b>OPENING BALANCE</b>	<b>204,399</b>	<b>304,498</b>	<b>354,251</b>	<b>406,102</b>	<b>406,102</b>	<b>455,907</b>
<b>REVENUES</b>						
Storm Water Fees	680,426	2,264,360	2,293,200	2,293,200	2,293,200	2,293,200
Interest Earnings	13,618	17,351	17,800	17,800	20,000	20,000
<b>TOTAL REVENUES</b>	<b>694,044</b>	<b>2,281,711</b>	<b>2,311,000</b>	<b>2,311,000</b>	<b>2,313,200</b>	<b>2,313,200</b>
<b>TOTAL AVAILABLE</b>	<b>898,443</b>	<b>2,586,209</b>	<b>2,665,251</b>	<b>2,717,102</b>	<b>2,719,302</b>	<b>2,769,107</b>
<b>EXPENDITURES</b>						
Storm Water Improvements						
Reserve Appropriation	-	-	751,856	751,856	300,000	868,037
Capital Outlay	22,800	66,744	-	50,000	50,000	-
Transfer Out:						
Debt Service	571,145	2,113,363	1,913,395	1,913,395	1,913,395	1,901,070
<b>TOTAL EXPENDITURES</b>	<b>593,945</b>	<b>2,180,107</b>	<b>2,665,251</b>	<b>2,715,251</b>	<b>2,263,395</b>	<b>2,769,107</b>
<b>CLOSING BALANCE</b>	<b>304,498</b>	<b>406,102</b>	<b>-</b>	<b>1,851</b>	<b>455,907</b>	<b>-</b>

FUND NUMBER  
DEPARTMENT NUMBER  
DIVISION NUMBER

249 ENVIRONMENTAL SERVICES  
38 ENVIRONMENTAL SERVICES  
10 ADMINISTRATION

**MISSION**

- To provide a better quality of life by promoting a clean, health and safe environment through information, education, and enforcement, in order to ensure compliance with the federal, state and local environmental laws.
- To protect the natural resources from environmental degradation for the citizens of Laredo.

**OBJECTIVES & PLANNED ACCOMPLISHMENTS**

To provide administrative support for the Hazmat and Storm Water Divisions.

**EXPENDITURES (3810)**

	ACTUAL 06-07	ACTUAL 07-08	AMENDED 08-09	ESTIMATED 08-09	ADOPTED 09-10
Personnel Services	208,709	226,602	233,736	232,762	236,418
Materials & Supplies	610	600	1,000	500	1,000
Contractual Services	10,8267	5,748	7,000	5,000	18,208
Other	1,892	15,246	-	-	-
<b>Total</b>	<b>222,037</b>	<b>248,196</b>	<b>241,736</b>	<b>238,626</b>	<b>255,626</b>

**PERSONNEL POSITION LISTING**

DEPT	DIV	AUTH #	POSITION NO.	GRADE	POSITION TITLE	09-10 ADOPTED ANNUAL RATE
38	10	56	20018	R29	ADMINISTRATIVE SECRETARY	36,442
38	10	84	20013	R27	CLERK III	28,246
38	10	1	15017	R43	ENVIRONMENTAL SERVICES DIR.	111,801
<b>TOTAL COUNT</b>			<b>3</b>		<b>TOTAL SALARIES</b>	<b>176,489</b>

FUND NUMBER	249 ENVIRONMENTAL SERVICES
DEPARTMENT NUMBER	38 ENVIRONMENTAL SERVICES
DIVISION NUMBER	40 STORMWATER

**MISSION**

- To provide a better quality of life by promoting a clean, health and safe environment through information, education, and enforcement, in order to ensure compliance with the federal, state and local environmental laws.
- To protect the natural resources from environmental degradation for the citizens of Laredo.

**OBJECTIVES & PLANNED ACCOMPLISHMENTS**

- Continue providing aggressive environmental education programs through partnerships and train-the-trainer techniques.
- Continue providing the aggressive storm sewer cleaning program.

**EXPENDITURES (3840)**

	ACTUAL 06-07	ACTUAL 07-08	AMENDED 08-09	ESTIMATED 08-09	ADOPTED 09-10
Personnel Services	770,617	792,636	652,136	563,757	660,374
Material & Supplies	58,414	81,998	96,826	54,900	89,127
Contractual Services	938,480	1,006,651	1,893,499	1,573,332	1,497,469
Other Charges	83,993	90,233	164,788	157,710	200,000
Capital Outlay	266,711	121,627	131,440	111,440	97,000
<b>Total</b>	<b>2,118,245</b>	<b>2,093,145</b>	<b>2,9838,689</b>	<b>2,461,139</b>	<b>2,543,970</b>

**PERSONNEL POSITION LISTING**

DEPT	DIV	AUTH #	POSITION NO.	GRADE	POSITION TITLE	09-10 ADOPTED ANNUAL RATE
38	40	2	15049	R41	ASS'T. ENVIRONMENTAL SVCS.DIR.	76,460
38	40	86	81966	R24	BUILDING MAINTENANCE WORKER	17,680
38	40	2	35027	R38	ENGINEERING ASSOCIATE I	58,490
38	40	1	40203	R32	ENVIRONMENTAL ENFORCEMENT INV.	32,489
38	40	4	40203	R32	ENVIRONMENTAL ENFORCEMENT INV.	39,041
38	40	4	40002	R35	ENVIRONMENTAL SPECIALIST	55,931
38	40	8	40459	R29	ENVIRONMENTAL TECHNICIAN	28,579
38	40	9	40459	R29	ENVIRONMENTAL TECHNICIAN	24,253
38	40	246	40459	R29	ENVIRONMENTAL TECHNICIAN	23,192
38	40	2	40010	R32	ENVIRONMENTAL TECHNICIAN II	37,585
38	40	1	70003	R29	HEAVY EQUIPMENT OPERATOR II	28,891
38	40	244	81101	R23	LABORER	21,091
<b>TOTAL COUNT</b>			<b>12</b>		<b>TOTAL SALARIES</b>	<b>443,682</b>

FUND NUMBER  
DEPARTMENT NUMBER  
DIVISION NUMBER

249 ENVIRONMENTAL SERVICES  
38 ENVIRONMENTAL SERVICES  
40 STORMWATER

PERFORMANCE MEASURES

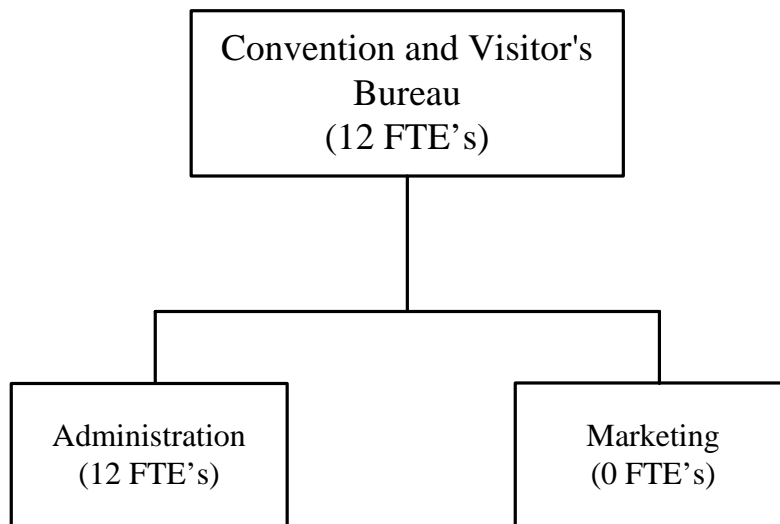
	ACTUAL 06-07	ACTUAL 07-08	ESTIMATED 08-09	ADOPTED 09-10
<b>Workload Measures</b>				
<i>Inputs</i>				
Number of full-time equivalent employees (FTE)	14	14	14	12
<i>Outputs</i>				
Number of pollution prevention plans approved and inspected	188	188	188	NA*
Number of environmental complaints investigated	1,798	1,800	1,800	1,825
Number of storm sewer outfall inspections	132	132	132	132
Pounds of household hazardous waste collected	59,578	50,000	50,000	50,000
Number of industrial storm water inspections	45	45	45	45
Number of environmental educational trainings	450	70	70	70
<b>Efficiency Measures</b>				
Number of pollution prevention plans approved per FTE (1)	13.43	13.43	13.43	NA*
Number of environmental complaints investigated per FTE (2)	128.42	128.43	128.43	130.36
Number of storm sewer outfall inspections completed per FTE (3)	9.43	9.43	9.43	9.43
Number of education trainings per FTE (4)	32.14	5	5	5
<b>Effectiveness Measures</b>				
LF of Storm Sewer Lines Cleaned	NA	20,700	20,700	20,700
% of citations who complied voluntarily	22	65	65	65
% of outfall flowing during dry weather	4.5	4	4	4

\* Building Services Department reviews Pollution Prevention Plans - One-Stop-Shop

Efficiency measures calculations

- (1) Number of pollution prevention plans approved & inspected/FTE
- (2) Number of environmental complaints investigated/FTE
- (3) Number of storm sewer outfall inspections/FTE
- (4) Number of environmental educational trainings/FTE

# Convention and Visitor's Bureau Fund



**CITY OF LAREDO, TEXAS**  
**CONVENTION & VISITOR'S BUREAU FUND**  
**OPERATING BUDGET**  
**FY 2009-2010**

DESCRIPTION	ACTUAL FY 06-07	ACTUAL FY 07-08	ORIGINAL BUDGET FY 08-09	AMENDED BUDGET FY 08-09	TOTAL ESTIMATE FY 08-09	ADOPTED BUDGET FY 09-10
<b>OPENING BALANCE</b>	<b>77,793</b>	<b>63,719</b>	<b>-</b>	<b>39,849</b>	<b>39,849</b>	<b>-</b>
<b>REVENUES</b>						
Fees & Collections:	9,991	81,333	58,392	58,392	52,899	65,623
Rents, Royalties & Interest	406	146	42	42	315	-
Reimburse & Miscellaneous	45,594	13,103	800	800	1,820	2,100
Operating Transfer In:						
Hotel-Motel Occupancy Tax	2,139,076	2,219,616	2,666,544	2,666,544	1,940,674	1,779,462
<b>TOTAL REVENUES</b>	<b>2,195,067</b>	<b>2,314,198</b>	<b>2,725,778</b>	<b>2,725,778</b>	<b>1,995,708</b>	<b>1,847,185</b>
<b>TOTAL AVAILABLE</b>	<b>2,272,860</b>	<b>2,377,917</b>	<b>2,725,778</b>	<b>2,765,627</b>	<b>2,035,557</b>	<b>1,847,185</b>
<b>EXPENDITURES</b>						
Administration						
Personnel	225,864	185,100	634,503	634,503	420,626	475,847
Materials & Supplies	28,596	30,712	48,780	50,165	40,604	46,998
Contractual Services	77,215	84,080	95,816	91,466	81,804	85,352
Other Charges	735	(3)	-	82,253	-	-
Total Administration	332,410	299,889	779,099	858,387	543,034	608,197
Marketing						
Personnel	117,508	273,927	-	-	-	-
Materials & Supplies	5,649	96,688	80,629	82,506	82,489	56,380
Contractual Services	1,064,620	1,132,673	1,460,850	1,419,300	1,409,399	1,182,608
Total Marketing	1,187,777	1,503,288	1,541,479	1,501,806	1,491,888	1,238,988
Convention Sales						
Personnel	124,226	-	-	-	-	-
Total Convention Sales	124,226	-	-	-	-	-
Tourism Sales						
Personnel	59,874	-	-	-	-	-
Contractual Services	65	-	-	-	-	-
Total Tourism Sales	59,939	-	-	-	-	-



**CITY OF LAREDO, TEXAS**  
**CONVENTION & VISITOR'S BUREAU FUND**  
**OPERATING BUDGET**  
**FY 2009-2010**

DESCRIPTION	ACTUAL FY 06-07	ACTUAL FY 07-08	ORIGINAL BUDGET FY 08-09	AMENDED BUDGET FY 08-09	TOTAL ESTIMATE FY 08-09	ADOPTED BUDGET FY 09-10
WBC Museum						
Personnel	-	-	-	-	-	-
Materials & Supplies	-	-	-	-	-	-
Contractual Services	2,616	2,332	3,200	1,759	-	-
<b>Total WBC Museum</b>	<b>2,616</b>	<b>2,332</b>	<b>3,200</b>	<b>1,759</b>	<b>-</b>	<b>-</b>
Texas Pageant						
Contractual Services	502,108	532,559	402,000	1,675	635	-
<b>Total Texas Pageant</b>	<b>502,108</b>	<b>532,559</b>	<b>402,000</b>	<b>1,675</b>	<b>635</b>	<b>-</b>
250TH Celebration						
Contractual Services	65	-	-	-	-	-
<b>Total 250TH Celebration</b>	<b>65</b>	<b>-</b>	<b>-</b>	<b>-</b>	<b>-</b>	<b>-</b>
Other						
Other Charges	-	-	-	402,000	-	-
<b>Total Other Charges</b>	<b>-</b>	<b>-</b>	<b>-</b>	<b>402,000</b>	<b>-</b>	<b>-</b>
<b>TOTAL EXPENDITURES</b>	<b>2,209,141</b>	<b>2,338,068</b>	<b>2,725,778</b>	<b>2,765,627</b>	<b>2,035,557</b>	<b>1,847,185</b>
<b>CLOSING BALANCE</b>	<b>63,719</b>	<b>39,849</b>	<b>-</b>	<b>-</b>	<b>-</b>	<b>-</b>

FUND NUMBER	250 CONVENTION AND VISITORS BUREAU
DEPARTMENT NAME	CONVENTION/VISITORS BUREAU
DEPARTMENT NUMBER	53 CONVENTION / VISITORS BUREAU
DIVISION NUMBER	10 ADMINISTRATION

### MISSION

To establish efficient departmental administrative support and the managerial structures necessary to adapt to the current staffing situation due to the current position vacancies while adhering to City policies and procedures

### OBJECTIVES & PLANNED ACCOMPLISHMENTS

- Update current organizational chart to coincide with and reflect currently filled positions
- Update each staff member's scope of work to incorporate the duties of vacant positions
- Continue to create awareness of CVB's purpose and services amongst the community's civic and non-profit organizations to establish relationships with potential partners

### EXPENDITURES

	ACTUAL 06-07	ACTUAL 07-08	AMENDED 08-09	ESTIMATED 08-09	ADOPTED 09-10
Personnel Services	225,864	185,099	634,503	420,626	475,847
Materials & Supplies	28,597	30,713	50,165	40,604	46,998
Contractual Services	77,216	84,079	91,466	81,804	85,352
Other Charges	735	(2)	82,253	-	-
<b>Total</b>	<b>332,412</b>	<b>299,889</b>	<b>858,387</b>	<b>543,034</b>	<b>608,197</b>

### PERSONNEL LISTING

DEPT	DIV	AUTH #	POSITION NO.	GRADE	POSITION TITLE	09-10 ADOPTED ANNUAL RATE
53	10	83	20014	R32	ADMINISTRATIVE ASSISTANT I	33,218
53	10	35	20015	R35	ADMINISTRATIVE ASSISTANT II	41,475
53	10	46	20018	R29	ADMINISTRATIVE SECRETARY	28,579
53	10	1	16002	R41	ASS'T CONVENTION & VISITOR DIR	54,704
53	10	286	20250	R23	CLERK I	20,925
53	10	340	20250	R23	CLERK I	21,632
53	10	350	20250	R23	CLERK I	18,782
53	10	4	10190	R43	CONV. & VISITOR BUREA DIR (100% Unfunded)	-
53	10	3	25005	R33	CVB PROJECT COORDINATOR	34,818
53	10	2	15025	R39	MARKETING MANAGER ( 25% Unfunded)	35,178
53	10	105	21221	R23	MESSENGER	25,376
53	10	5	35040	R36	TOURISM SALES MANAGER (50% Unfunded)	18,616
<b>TOTAL COUNT</b>			<b>12</b>		<b>TOTAL SALARIES</b>	<b>333,304</b>

FUND NUMBER	250 CONVENTION AND VISITORS BUREAU
DEPARTMENT NAME	CONVENTION/VISITORS BUREAU
DEPARTMENT NUMBER	53 CONVENTION / VISITORS BUREAU
DIVISION NUMBER	10 ADMINISTRATION

PERFORMANCE MEASURES

	ACTUAL 06-07	ACTUAL 07-08	ESTIMATED 08-09	ADOPTED 09-10
<b>Workload Measures</b>				
<i>Outputs</i>				
Number of CVB requisitions serviced	441	381	409	469
Number of deposits submitted	63	72	41	80
Number of Council Communications	26	18	10	12

FUND NUMBER	250 CONVENTION AND VISITORS BUREAU
DEPARTMENT NAME	CONVENTION/VISITORS BUREAU
DEPARTMENT NUMBER	53 CONVENTION / VISITORS BUREAU
DIVISION NUMBER	15 MARKETING

**MISSION**

Promote Laredo as a destination by strengthening the current marketing campaign at state and national levels as well as augmenting awareness with a competitive edge to enhance Laredo’s image with its new offerings to the Mexico market.

**OBJECTIVES & PLANNED ACCOMPLISHMENTS**

**U.S. Market**

- Incorporate the new marketing campaign theme into the English website as well as promotional and written pieces
- Increase national presence via electronic resources and through additional print media buys

**Mexico Market**

- Redesign advertisements by incorporating images of new retail development
- Expand distribution of new Spanish Visitors Guide throughout Mexico

**Both Markets**

- Re-establish presence at industry and trade show events

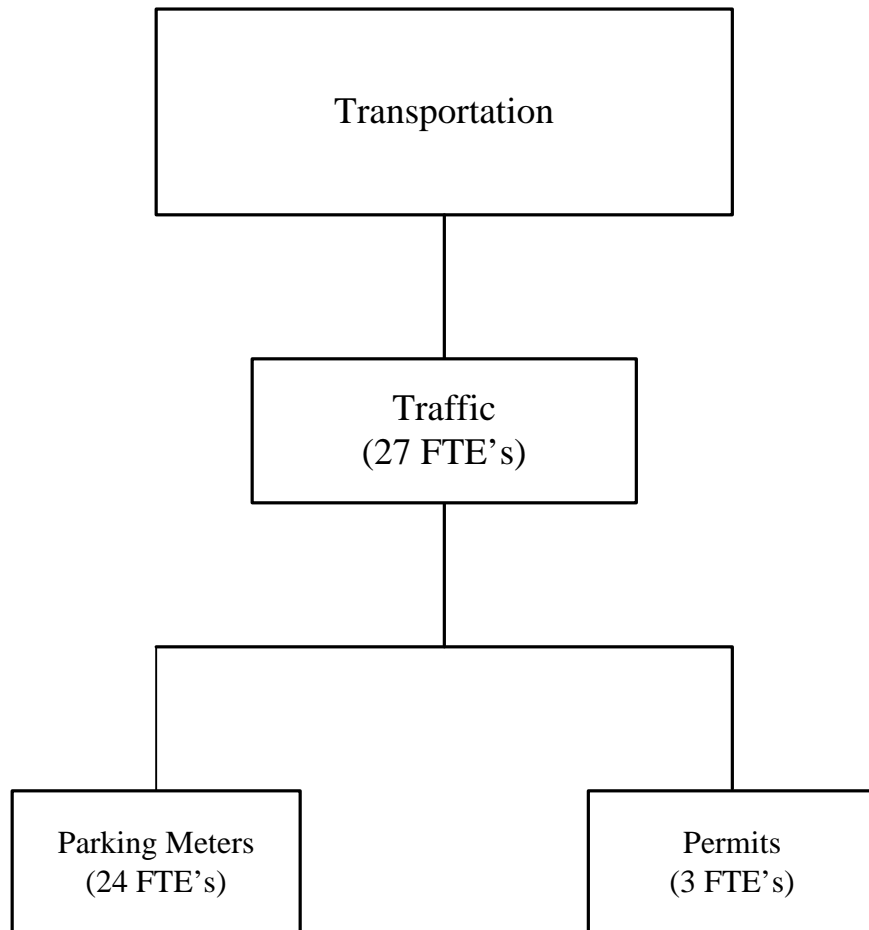
**EXPENDITURES**

	ACTUAL 06-07	ACTUAL 07-08	AMENDED 08-09	ESTIMATED 08-09	ADOPTED 09-10
Personnel Services	117,508	273,927	-	-	-
Materials & Supplies	5,649	96,688	82,506	82,489	56,380
Contractual Services	1,064,620	1,132,673	1,419,300	1,409,399	1,182,608
<b>Total</b>	<b>1,187,777</b>	<b>1,503,288</b>	<b>1,501,806</b>	<b>1,491,888</b>	<b>1,238,988</b>

**PERFORMANCE MEASURES**

	ACTUAL 06-07	ACTUAL 07-08	ESTIMATED 08-09	ADOPTED 09-10
<b>Workload Measures</b>				
<i>Input</i>				
Total room nights available	1,434,085	1,500,150	1,516,575	1,516,575
Tradeshows attended	13	11	13	11
No. of meetings, conventions, or special events serviced	109	42	50	60
<b>Efficiency Measures</b>				
Number of inquiries processed	27,240	23,060	18,728	14,728
No. of absolute unique IP website hits, First time site visitors (both sites)	N/A	75,842	80,696	85,000
No. of event leads developed (all markets)	46	35	24	18
<b>Effectiveness Measures</b>				
% of event leads converted to bookings	56.8%	63%	68%	58%
Total room nights sold	816,544	838,133	663,100	652,000

# Parking Meters Fund



**CITY OF LAREDO, TEXAS**  
**PARKING METERS FUND SUMMARY**  
**OPERATING BUDGET**  
**FY 2009-2010**

DESCRIPTION	ACTUAL FY 06-07	ACTUAL FY 07-08	ORIGINAL BUDGET FY 08-09	AMENDED BUDGET FY 08-09	TOTAL ESTIMATE FY 08-09	ADOPTED BUDGET FY 09-10
<b>OPENING BALANCE</b>	<b>613,853</b>	<b>856,976</b>	<b>643,451</b>	<b>1,220,542</b>	<b>1,220,542</b>	<b>1,110,211</b>
<b>REVENUES</b>						
Licenses and Permits	12,176	16,181	13,300	13,300	10,022	10,100
Fines and Forfeits	517,853	640,380	623,000	623,000	620,192	620,200
Fees & Collections	1,229,949	1,324,818	1,309,112	1,309,112	1,237,935	1,299,000
Rents, Royalties & Interest	39,374	47,907	29,000	29,000	26,000	21,800
Reimburse & Miscellaneous	3,106	878	-	-	5,613	-
Other Financing Sources	-	-	-	-	-	-
<b>TOTAL REVENUES</b>	<b>1,802,458</b>	<b>2,030,164</b>	<b>1,974,412</b>	<b>1,974,412</b>	<b>1,899,762</b>	<b>1,951,100</b>
<b>TOTAL AVAILABLE</b>	<b>2,416,311</b>	<b>2,887,140</b>	<b>2,617,863</b>	<b>3,194,954</b>	<b>3,120,304</b>	<b>3,061,311</b>
<b>EXPENDITURES</b>						
Parking Meters						
Personnel Services	839,904	845,326	1,027,728	1,027,728	851,500	1,038,406
Materials and Supplies	56,685	53,721	74,671	85,663	81,606	74,914
Contractual Services	207,062	206,726	251,751	249,298	241,027	256,587
Other Charges	(2,391)	(649)	-	11,740	11,740	-
Capital Outlay	308,522	166,955	-	403,968	403,968	18,000
Transfer Out:						
Debt Service	3,518	283,900	284,290	284,290	284,290	292,018
<b>TOTAL PARKING METERS</b>	<b>1,413,300</b>	<b>1,555,979</b>	<b>1,638,440</b>	<b>2,062,687</b>	<b>1,874,131</b>	<b>1,679,925</b>
Permits						
Personnel Services	129,763	103,727	125,111	125,111	125,111	123,066
Materials and Supplies	3,154	2,794	5,840	6,041	5,841	5,900
Contractual Services	13,091	3,998	5,846	5,846	5,010	7,876
Other Charges	27	100	-	-	-	-
<b>TOTAL PERMITS</b>	<b>146,035</b>	<b>110,619</b>	<b>136,797</b>	<b>136,998</b>	<b>135,962</b>	<b>136,842</b>
<b>TOTAL EXPENDITURES</b>	<b>1,559,335</b>	<b>1,666,598</b>	<b>1,775,237</b>	<b>2,199,685</b>	<b>2,010,093</b>	<b>1,816,767</b>
<b>CLOSING BALANCE</b>	<b>856,976</b>	<b>1,220,542</b>	<b>842,626</b>	<b>995,269</b>	<b>1,110,211</b>	<b>1,244,544</b>

FUND NUMBER	251 PARKING METERS
DEPARTMENT NAME	TRANSPORTATION
DEPARTMENT NUMBER	26 TRAFFIC
DIVISION NUMBER	20 PARKING

**MISSION**

To facilitate and improve parking availability by maintaining and properly enforcing parking regulations in the Central Business District.

**OBJECTIVES & PLANNED ACCOMPLISHMENTS**

- To more efficiently continue enforcing parking ordinance in the Central Business District (CBD).
- To maintain parking meters in proper working conditions at all times.
- Identify parking areas and provide for additional parking availability within Central Business District.

**EXPENDITURES**

	ACTUAL 06-07	ACTUAL 07-08	AMENDED 08-09	ESTIMATED 08-09	ADOPTED 09-10
Personnel Services	839,904	845,326	1,027,728	851,500	1,038,406
Materials & Supplies	56,686	53,721	74,671	81,606	74,271
Contractual Services	207,064	206,726	251,751	241,027	257,118
Other Charges	(2,391)	(649)	-	11,740	-
Capital Outlay	308,523	166,955	-	403,968	18,000
Transfer Out	3,518	283,900	284,290	284,290	292,017
<b>Total</b>	<b>1,413,304</b>	<b>1,555,981</b>	<b>2,062,687</b>	<b>1,874,131</b>	<b>1,679,926</b>

**PERSONNEL POSITION LISTING**

DEPT	DIV	AUTH #	POSITION NO.	GRADE	POSITION TITLE	09-10 ADOPTED ANNUAL RATE
26	20	1	20015	R35	ADMINISTRATIVE ASSISTANT II	34,466
26	20	30	20011	R28	CLERK IV	26,832
26	20	7	80187	R25	MAINTENANCE WORKER	20,696
26	20	8	80187	R25	MAINTENANCE WORKER	18,928
26	20	1	40085	R33	PARK'G ENF/VEH. FOR HIRE SUPVR	32,261
26	20	5	51501	R26	PARKING ENFORCEMENT OFFICER I	28,142
26	20	6	51501	R26	PARKING ENFORCEMENT OFFICER I	20,654

FUND NUMBER	251 PARKING METERS
DEPARTMENT NAME	TRANSPORTATION
DEPARTMENT NUMBER	26 TRAFFIC
DIVISION NUMBER	20 PARKING

PERSONNEL POSITION LISTING - CONTINUED

26	20	10	51501	R26	PARKING ENFORCEMENT OFFICER I	23,338
26	20	13	51501	R26	PARKING ENFORCEMENT OFFICER I	21,091
26	20	4	50205	R28	PARKING ENFORCEMENT OFFICER II	34,549
26	20	7	50205	R28	PARKING ENFORCEMENT OFFICER II	27,082
26	20	2	40005	R27	PARKING METER TECHNICIAN	20,654
26	20	4	21501	R27	PARKING TICKET CLERK	25,834
26	20	5	21501	R27	PARKING TICKET CLERK	21,486
26	20	1	15010	R38	PARKING/VEHICLE FOR HIRE SUPT.	60,257
26	20	41	40323	R27	TELLER	20,654
26	20	42	40323	R27	TELLER	20,654
26	20	43	40323	R27	TELLER	21,486
26	20	44	40323	R27	TELLER	20,654
26	20	45	40323	R27	TELLER	22,734
26	20	46	40323	R27	TELLER	25,293
26	20	47	40323	R27	TELLER	22,734
26	20	48	40323	R27	TELLER	20,654
26	20	2	40324	R33	TELLER SUPERVISOR	36,130
26	11	2	35024	R40	ENGINEERING ASSOCIATE II (AT 25%)	16,598
26	10	1	16008	R43	TRAFFIC MANAGER (AT 50%)	65,894
<b>TOTAL</b>			<b>26</b>		<b>TOTAL SALARIES</b>	<b>709,757</b>

PERFORMANCE MEASURES

	ACTUAL 06-07	ACTUAL 07-08	ESTIMATED 08-09	ADOPTED 09-10
<b>Workload Measures</b>				
<i>Inputs</i>				
Number of full-time equivalent employees (FTE) – parking citations issued	6.25	7	6	7
Number of full-time equivalent employees (FTE) – meter malfunction repair	1	1	1	1
Number of full-time equivalent employees (FTE) – citations processed	3.5	3	3	3.5



FUND NUMBER	251 PARKING METERS
DEPARTMENT NAME	TRANSPORTATION
DEPARTMENT NUMBER	26 TRAFFIC
DIVISION NUMBER	20 PARKING

PERFORMANCE MEASURES - CONTINUED

<b>Outputs</b>				
Number of parking meters activated	940	950	930	930
Number of parking citations issued	61,005	47,156	45,261	49,000
Number of vehicles booted	812	915	620	700
Number of parking meters malfunctions repaired	2,072	2,100	1,849	1,900
Number of parking citations paid	29,350	26,268	25,822	27,500
<b>Efficiency Measures</b>				
Revenue per parking meter (daily)	1.49	1.40	1.46	1.42
Number of parking citations issued per FTE	8,715	6,737	7,544	7,000
Number of parking meter malfunctions repaired per FTE	2,072	2,100	1,849	1,950
Number of parking citations processed per FTE	9,783	8,756	8,607	7,857
<b>Effectiveness Measures</b>				
Total revenue collected – parking meters	630,343	679,312	665,112	655,000
Total revenue collected – parking citations	326,668	640,380	623,000	620,200
Total revenues –parking lots	580,588	645,506	644,000	600,000
% of Parking Citations collected	48%	56%	57%	56%

FUND NUMBER	251 PARKING METERS
DEPARTMENT NAME	TRANSPORTATION
DEPARTMENT NUMBER	26 TRAFFIC
DIVISION NUMBER	25 PERMITS

**MISSION**

To issue necessary permits, to drive, operate, or move oversize/overweight cargo permits, taxicab permits and taxicab drivers licenses, and enforce associated ordinances within the City of Laredo.

**OBJECTIVES & PLANNED ACCOMPLISHMENTS**

- To more efficiently continue enforcing the oversize permit ordinances in the City of Laredo.
- To continue providing professional customer services to all our patrons.

**EXPENDITURES**

	ACTUAL 06-07	ACTUAL 07-08	AMENDED 08-09	ESTIMATED 08-09	ADOPTED 09-10
Personnel Services	129,763	103,727	125,111	125,111	123,066
Materials & Supplies	3,155	2,794	6,041	5,841	5,900
Contractual Services	13,092	3,998	5,846	5,010	7,876
Other Charges	27	100	-	-	-
<b>Total</b>	<b>146,037</b>	<b>110,619</b>	<b>136,998</b>	<b>135,962</b>	<b>136,842</b>

**PERSONNEL POSITION LISTING**

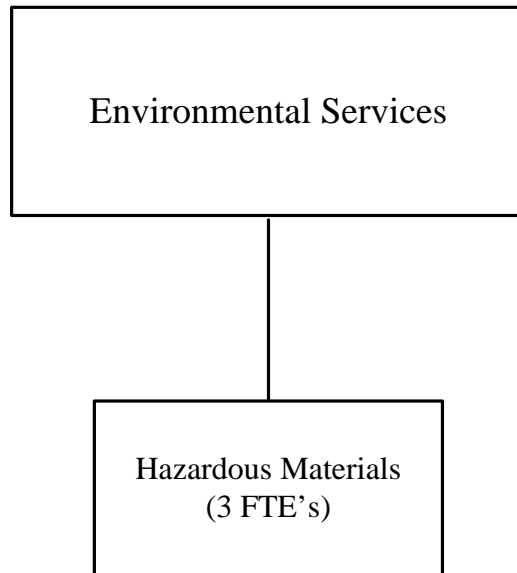
DEPT	DIV	AUTH #	POSITION NO.	GRADE	POSITION TITLE	09-10 ADOPTED ANNUAL RATE
26	25	57	20013	R27	CLERK III	31,221
26	25	20	20011	R28	CLERK IV	33,509
26	25	1	25002	R26	TAXI-CAB STARTER/INSPECTOR	19,469
<b>TOTAL</b>			<b>3</b>		<b>TOTAL SALARIES</b>	<b>84,198</b>

FUND NUMBER	251 PARKING METERS
DEPARTMENT NAME	TRANSPORTATION
DEPARTMENT NUMBER	26 TRAFFIC
DIVISION NUMBER	25 PERMITS

PERFORMANCE MEASURES

	ACTUAL 06-07	ACTUAL 07-08	ESTIMATED 08-09	ADOPTED 09-10
<b>Workload Measures</b>				
<i>Inputs</i>				
Number of full-time equivalent employees (FTE) – oversize/overload permits	1.2	1	1	1
Number of full-time equivalent employees (FTE) – Taxicab permits	.3	.5	.5	.5
Number of full-time equivalent employees (FTE) – Taxicab driver’s license	.3	.5	.5	.5
Number of full-time equivalent employees (FTE) – Taxicab inspections	.3	1	1	1
<i>Outputs</i>				
Number of oversize/overload permits processed	8,550	18,998	15,435	17,500
Number of taxicab permits processed	77	77	74	74
Number of taxicab driver license processed	75	67	130	130
Number of taxicab inspections	105	77	74	74
Total revenue collected – oversize/overload permits	\$442,426	\$718,039	\$760,314	\$835,000
<b>Efficiency Measures</b>				
Number of oversize/overload permit processed per FTE	7,125	9,499	7,718	8,750
Number of taxicab permit processed per FTE	250	38	37	37
Number of taxicab driver license processed by per FTE	237	33	65	65
Number of taxicabs inspected per FTE	233	38	37	37

# Hazardous Materials Fund



**CITY OF LAREDO, TEXAS**  
**HAZARDOUS MATERIALS FUND SUMMARY**  
**OPERATING BUDGET**  
**FY 2009-2010**

DESCRIPTION	ACTUAL FY 06-07	ACTUAL FY 07-08	ORIGINAL BUDGET FY 08-09	AMENDED BUDGET FY 08-09	TOTAL ESTIMATE FY 08-09	ADOPTED BUDGET FY 09-10
<b>OPENING BALANCE</b>	77,882	89,229	49,913	90,664	90,664	54,852
<b>REVENUES</b>						
Licenses & Permits	288,710	292,900	285,000	285,000	285,000	285,000
Rents, Royalties & Interest	4,788	3,569	2,900	2,900	2,100	1,900
Reimburse & Miscellaneous	65	107	-	-	-	-
<b>TOTAL REVENUES</b>	<b>293,563</b>	<b>296,576</b>	<b>287,900</b>	<b>287,900</b>	<b>287,100</b>	<b>286,900</b>
<b>TOTAL AVAILABLE</b>	<b>371,445</b>	<b>385,805</b>	<b>337,813</b>	<b>378,564</b>	<b>377,764</b>	<b>341,752</b>
<b>EXPENDITURES</b>						
Hazardous Materials						
Personnel Services	140,350	147,777	163,444	163,444	157,483	165,616
Materials & Supplies	8,883	7,017	13,128	13,719	8,900	11,680
Contractual Services	21,465	23,869	44,744	44,744	40,032	46,247
Other Charges	500	2	-	-	-	-
Transfer Out:						
Environmental Services	111,018	116,476	116,497	116,497	116,497	118,209
Total Hazardous Materials	282,216	295,141	337,813	338,404	322,912	341,752
<b>TOTAL EXPENDITURES</b>	<b>282,216</b>	<b>295,141</b>	<b>337,813</b>	<b>338,404</b>	<b>322,912</b>	<b>341,752</b>
<b>CLOSING BALANCE</b>	<b>89,229</b>	<b>90,664</b>	<b>-</b>	<b>40,160</b>	<b>54,852</b>	<b>-</b>

FUND NUMBER  
 DEPARTMENT NUMBER  
 DIVISION NUMBER

253 HAZARDOUS MATERIALS  
 38 ENVIRONMENTAL SERVICES  
 60 HAZARDOUS MATERIAL

**MISSION**

To educate the regulated community as to the requirements for storing and transporting Hazardous Materials in Laredo and to develop a surveillance and enforcement program which penalizes violators of the City of Laredo's Hazardous Materials Ordinance.

**OBJECTIVES & PLANNED ACCOMPLISHMENTS**

- Provide assistance on commercial hazardous waste disposal.
- Provide biannual inspection to each permittee.

**EXPENDITURES**

	<b>ACTUAL 06-07</b>	<b>ACTUAL 07-08</b>	<b>AMENDED 08-09</b>	<b>ESTIMATED 08-09</b>	<b>ADOPTED 09-10</b>
Personnel Services	140,349	147,777	163,444	157,483	165,616
Materials & Supplies	8,882	7,017	13,719	8,900	11,680
Contractual Services	21,465	23,869	44,744	40,032	46,247
Other Charges	111,518	116,478	116,497	116,497	118,209
<b>Total</b>	<b>282,214</b>	<b>295,141</b>	<b>338,404</b>	<b>322,912</b>	<b>341,752</b>

**PERSONNEL POSITION LISTING**

<b>DEPT</b>	<b>DIV</b>	<b>AUTH #</b>	<b>POSITION NO.</b>	<b>GRADE</b>	<b>POSITION TITLE</b>	<b>09-10 ADOPTED ANNUAL RATE</b>
38	60	5	40203	R32	ENVIRONMENTAL ENFORCEMENT INV.	32,531
38	60	6	40203	R32	ENVIRONMENTAL ENFORCEMENT INV.	29,660
38	60	2	40002	R35	ENVIRONMENTAL SPECIALIST	45,136
<b>TOTAL COUNT</b>			<b>3</b>		<b>TOTAL SALARIES</b>	<b>107,327</b>

FUND NUMBER  
 DEPARTMENT NUMBER  
 DIVISION NUMBER

253 HAZARDOUS MATERIALS  
 38 ENVIRONMENTAL SERVICES  
 60 HAZARDOUS MATERIALS

PERFORMANCE MEASURES

	ACTUAL 06-07	ACTUAL 07-08	ESTIMATED 08-09	ADOPTED 09-10
<b>Workload Measures</b>				
<i>Inputs</i>				
Number of full-time equivalent employees (FTE)	3	3	3	3
<i>Outputs</i>				
Number of hazardous material inspections completed	1,400	2,253	2,000	2,000
Number of hazardous material permits issued	573	570	560	560
<b>Efficiency Measures</b>				
Number of hazardous material inspections completed per FTE	467	751	667	667
Number of hazardous material permits issued per FTE	191	190	187	187
<b>Effectiveness Measures</b>				
Percentage of warehouses inspected	100	100	100	100

**Sports & Community  
Venue Fund**



**CITY OF LAREDO, TEXAS**  
**SPORTS AND COMMUNITY VENUE FUND**  
**SALES TAX OPERATING BUDGET**  
**FY 2009-2010**

DESCRIPTION	ACTUAL FY 06-07	ACTUAL FY 07-08	ORIGINAL BUDGET FY 08-09	AMENDED BUDGET FY 08-09	TOTAL ESTIMATE FY 08-09	ADOPTED BUDGET FY 09-10
<b>OPENING BALANCE</b>	9,168,418	13,338,821	17,142,959	17,381,449	17,381,449	19,886,116
<b>REVENUES</b>						
General Sales & Use Tax	6,356,559	6,490,541	6,683,256	6,683,256	6,294,046	6,294,046
Rents, Royalties & Interest	625,302	532,328	379,100	379,100	346,684	305,600
Reimbursements & Miscellaneous	125,000	48,611	-	-	-	-
<b>TOTAL REVENUES</b>	<b>7,106,861</b>	<b>7,071,480</b>	<b>7,062,356</b>	<b>7,062,356</b>	<b>6,640,730</b>	<b>6,599,646</b>
<b>TOTAL AVAILABLE</b>	<b>16,275,279</b>	<b>20,410,301</b>	<b>24,205,315</b>	<b>24,443,805</b>	<b>24,022,179</b>	<b>26,485,762</b>
<b>EXPENDITURES</b>						
<b>ADMINISTRATION</b>						
Contractual Services	74,459	56,730	157,337	157,474	50,800	83,709
Other Charges	-	18,475	400,000	395,605	301,388	400,000
Intergovernmental Transfers	2,695,491	2,736,036	2,747,032	3,466,413	3,674,403	3,972,570
SUBTOTAL	2,769,950	2,811,241	3,304,369	4,019,492	4,026,591	4,456,279
<b>RENEWAL &amp; REPLACEMENT</b>						
Materials & Supplies	142,076	34,882	-	2,500	2,500	-
Other Charges	24,432	182,729	-	1,972	1,972	-
Capital Outlay	-	-	-	756,058	105,000	200,000
SUBTOTAL	166,508	217,611	-	760,530	109,472	200,000
<b>TOTAL EXPENDITURES</b>	<b>2,936,458</b>	<b>3,028,852</b>	<b>3,304,369</b>	<b>4,780,022</b>	<b>4,136,063</b>	<b>4,656,279</b>
<b>CLOSING BALANCE</b>	<b>13,338,821</b>	<b>17,381,449</b>	<b>20,900,946</b>	<b>19,663,783</b>	<b>19,886,116</b>	<b>21,829,483</b>

**CITY OF LAREDO, TEXAS**  
**SPORTS AND COMMUNITY VENUE FUND**  
**DEBT SERVICE BUDGET**  
**FY 2009-2010**

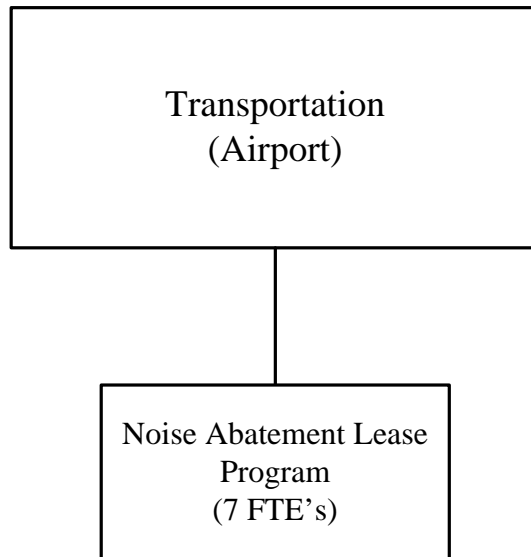
DESCRIPTION	ACTUAL FY 06-07	ACTUAL FY 07-08	ORIGINAL BUDGET FY 08-09	AMENDED BUDGET FY 08-09	TOTAL ESTIMATE FY 08-09	ADOPTED BUDGET FY 09-10
<b>OPENING BALANCE</b>	<b>3,168,468</b>	<b>3,283,639</b>	<b>3,396,590</b>	<b>3,303,644</b>	<b>3,303,644</b>	<b>3,196,478</b>
<b>REVENUES</b>						
Interest Earnings - Restricted	237,231	175,132	25,635	25,635	110,140	108,000
Transfer from Operations	2,695,491	2,736,036	2,747,032	2,747,032	2,747,032	3,201,948
<b>TOTAL REVENUES</b>	<b>2,932,722</b>	<b>2,911,168</b>	<b>2,772,667</b>	<b>2,772,667</b>	<b>2,857,172</b>	<b>3,309,948</b>
<b>TOTAL AVAILABLE</b>	<b>6,101,190</b>	<b>6,194,807</b>	<b>6,169,257</b>	<b>6,076,311</b>	<b>6,160,816</b>	<b>6,506,426</b>
<b>EXPENDITURES</b>						
Transfer Out:						
Debt Service	2,817,551	2,891,163	2,964,338	2,964,338	2,964,338	3,046,288
<b>TOTAL EXPENDITURES</b>	<b>2,817,551</b>	<b>2,891,163</b>	<b>2,964,338</b>	<b>2,964,338</b>	<b>2,964,338</b>	<b>3,046,288</b>
<b>CLOSING BALANCE</b>	<b>3,283,639</b>	<b>3,303,644</b>	<b>3,204,919</b>	<b>3,111,973</b>	<b>3,196,478</b>	<b>3,460,138</b>

# **Laredo Entertainment Center**

**CITY OF LAREDO, TEXAS  
LAREDO ENTERTAINMENT CENTER  
OPERATING BUDGET  
FY 2009-2010**

DESCRIPTION	ACTUAL FY 06-07	ACTUAL FY 07-08	ORIGINAL BUDGET FY 08-09	AMENDED BUDGET FY 08-09	TOTAL ESTIMATE FY 08-09	ADOPTED BUDGET FY 09-10
<b>OPENING BALANCE</b>	-	-	-	-	-	-
<b>REVENUES</b>						
Charges for Service	-	-	-	1,772,666	1,345,999	1,912,902
Other Financing Sources	-	-	-	719,381	927,371	770,622
<b>TOTAL REVENUES</b>	-	-	-	<b>2,492,047</b>	<b>2,273,370</b>	<b>2,683,524</b>
<b>TOTAL AVAILABLE</b>	-	-	-	<b>2,492,047</b>	<b>2,273,370</b>	<b>2,683,524</b>
<b>EXPENDITURES</b>						
Material and Supplies	-	-	-	-	35,876	313,759
Contractual Services	-	-	-	2,492,047	2,237,494	2,369,765
<b>TOTAL EXPENDITURES</b>	-	-	-	<b>2,492,047</b>	<b>2,273,370</b>	<b>2,683,524</b>
<b>CLOSING BALANCE</b>	-	-	-	-	-	-

# Noise Abatement Lease Fund



**CITY OF LAREDO, TEXAS**  
**NOISE ABATEMENT LEASE PROGRAM**  
**OPERATING BUDGET**  
**FY 2009-2010**

DESCRIPTION	ACTUAL FY 06-07	ACTUAL FY 07-08	ORIGINAL BUDGET FY 08-09	AMENDED BUDGET FY 08-09	TOTAL ESTIMATE FY 08-09	ADOPTED BUDGET FY 09-10
<b>OPENING BALANCE</b>	<b>1,828,246</b>	<b>2,321,148</b>	<b>2,772,832</b>	<b>2,899,682</b>	<b>2,899,682</b>	<b>403,071</b>
<b>REVENUES</b>						
Intergovernmental Revenue	-	7,400	-	-	-	-
Fees and Collections	21,103	25,776	22,000	22,000	27,600	22,000
Rents	817,620	958,866	1,002,000	1,002,000	980,424	1,016,000
Interest Earnings	107,293	105,641	61,300	61,300	59,600	53,800
Net Increase (Decrease) in the Fair Value of Investments	9,472	(1,378)	-	-	-	-
Discount Earnings	124	3	-	-	-	-
Reimbursements	15,710	4,574	1,846	1,846	4,812	2,871
<b>TOTAL REVENUES</b>	<b>971,322</b>	<b>1,100,882</b>	<b>1,087,146</b>	<b>1,087,146</b>	<b>1,072,436</b>	<b>1,094,671</b>
<b>TOTAL AVAILABLE</b>	<b>2,799,568</b>	<b>3,422,030</b>	<b>3,859,978</b>	<b>3,986,828</b>	<b>3,972,118</b>	<b>1,497,742</b>
<b>EXPENDITURES</b>						
Personnel Services	108,210	139,804	156,121	156,121	127,419	229,325
Materials and Supplies	52,154	49,672	79,519	84,436	67,320	80,530
Contractual Services	271,319	315,468	465,044	521,148	437,859	474,685
Other	17,202	17,404	97,498	59,498	-	97,498
Capital Outlay	29,535	-	-	38,000	36,767	16,000
Transfers Out:						
Airport Construction Fund	-	-	-	2,250,000	2,250,000	-
Airport Fund	-	-	-	649,682	649,682	403,071
Total Leased Buildings	478,420	522,348	798,182	3,758,885	3,569,047	1,301,109
<b>TOTAL EXPENDITURES</b>	<b>478,420</b>	<b>522,348</b>	<b>798,182</b>	<b>3,758,885</b>	<b>3,569,047</b>	<b>1,301,109</b>
<b>CLOSING BALANCE</b>	<b>2,321,148</b>	<b>2,899,682</b>	<b>3,061,796</b>	<b>227,943</b>	<b>403,071</b>	<b>196,633</b>

FUND NUMBER	257 NOISE ABATEMENT LEASE PROGRAM
DEPARTMENT NAME	TRANSPORTATION
DEPARTMENT NUMBER	36 AIRPORT
DIVISION NUMBER	86 LEASED PROGRAM

**MISSION**

To purpose of the Noise Abatement Lease Program is to alleviate the existing housing shortage by providing decent, safe, and affordable housing to the community.

**OBJECTIVES & PLANNED ACCOMPLISHMENTS**

- To obtain and manage additional rental units acquired by the City of Laredo for the citizens of Laredo through the purchase of homes and apartment units in the Noise Abatement Program with Federal Aviation Administration grant monies.
- Identify and assess those properties acquired that qualify for soundproofing or consider for demolition if the cost of repairs and soundproofing is excessive.

**EXPENDITURES**

	ACTUAL 06-07	ACTUAL 07-08	AMENDED 08-09	ESTIMATED 08-09	ADOPTED 09-10
Personnel Services	108,210	139,804	156,121	127,419	229,325
Materials & Supplies	52,154	49,672	84,436	67,320	80,530
Contractual Services	271,319	315,468	521,148	437,859	474,685
Other Charges	17,202	17,404	59,498	-	97,498
Capital Outlay	29,535	-	38,000	36,767	16,000
Transfer Out	-	-	2,899,682	2,899,682	403,071
<b>Total</b>	478,420	522,348	3,758,885	3,569,047	1,301,109

**PERSONNEL POSITION LISTING**

DEPT	DIV	AUTH #	POSITION NO.	GRADE	POSITION TITLE	09-10 ADOPTED ANNUAL RATE
36	86	19	70189	R28	BUILDING MAINTENANCE MECHANIC	23,462
36	86	100	70189	R28	BUILDING MAINTENANCE MECHANIC	21,902
36	86	101	81966	R24	BUILDING MAINTENANCE WORKER	17,680
36	86	103	70189	R28	BUILDING MAINTENANCE MECHANIC	21,902
36	86	104	70189	R28	BUILDING MAINTENANCE MECHANIC	21,902
36	86	99	20013	R27	CLERK III	21,486
36	86	1	80666	R23	GROUNDSKEEPER	18,034
<b>TOTAL COUNT</b>			<b>7</b>		<b>TOTAL SALARIES</b>	<b>146,370</b>

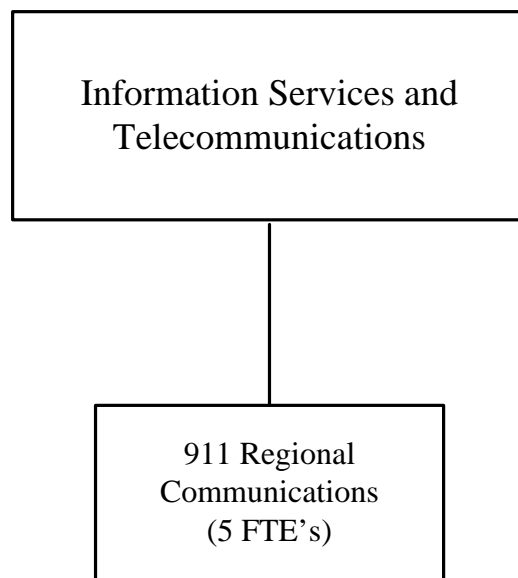
FUND NUMBER	257 NOISE ABATEMENT LEASE PROGRAM
DEPARTMENT NAME	TRANSPORTATION
DEPARTMENT NUMBER	36 AIRPORT
DIVISION NUMBER	86 LEASED PROGRAM

PERFORMANCE MEASURES

	ACTUAL 06-07	ACTUAL 07-08	ESTIMATED 08-09	ADOPTED 09-10
<b>Workload Measures</b>				
<i>Input</i>				
Number of full-time equivalent employees (FTE) – administration	1	1	1	1
Number of full-time equivalent employees (FTE) – maintenance/work orders	1	1	3	5
<i>Outputs</i>				
Number of rental units managed	149	177	192	225
Number of tenant accounts billed and collected	1,377	1,968	1,998	2,100
Number of rental units vacated and repaired	77	84	90	100
Number of work orders completed	450	570	700	800
<b>Efficiency Measures</b>				
Number of tenant accounts billed and collected per FTE – administration	1,377	1,968	1,998	2,100
<b>Effectiveness Measures</b>				
% of tenant accounts collected	98%	98%	98%	98%
% of units occupied	88%	90%	95%	97%



# 911 Regional Communications Fund



**CITY OF LAREDO, TEXAS**  
**911 REGIONAL COMMUNICATIONS FUND**  
**OPERATING BUDGET**  
**FY 2009-2010**

DESCRIPTION	ACTUAL FY 06-07	ACTUAL FY 07-08	ORIGINAL BUDGET FY 08-09	AMENDED BUDGET FY 08-09	TOTAL ESTIMATE FY 08-09	ADOPTED BUDGET FY 09-10
<b>OPENING BALANCE</b>	15,406	19,012	1,744	18,786	18,786	-
<b>REVENUES</b>						
State Emergency Commission	1,245,724	1,625,480	1,294,373	3,821,417	3,821,417	1,294,373
Interest Earnings	12,483	4,917	5,700	10,700	1,300	1,100
Reimbursements & Misc.	-	74	-	-	-	-
<b>TOTAL REVENUES</b>	<b>1,258,207</b>	<b>1,630,471</b>	<b>1,300,073</b>	<b>3,832,117</b>	<b>3,822,717</b>	<b>1,295,473</b>
<b>TOTAL AVAILABLE</b>	<b>1,273,613</b>	<b>1,649,483</b>	<b>1,301,817</b>	<b>3,850,903</b>	<b>3,841,503</b>	<b>1,295,473</b>
<b>EXPENDITURES</b>						
Administration						
Personnel Services	186,175	196,290	216,488	426,990	426,990	216,488
Materials and Supplies	11,685	10,016	10,150	21,376	21,376	10,226
Contractual Services	40,847	33,539	42,329	94,018	94,018	43,353
Other	-	-	7,444	33,452	20,086	-
Total Administration	238,707	239,845	276,411	575,836	562,470	270,067
Webb County						
Materials & Supplies	1,173	2,307	168	2,897	2,897	168
Contractual Services	263,538	206,152	404,562	842,368	842,368	404,562
Other Charges	15,421	350,000	-	457,471	457,471	-
Capital Outlay	264,647	-	-	-	-	-
Total Webb County	544,779	558,459	404,730	1,302,736	1,302,736	404,730
Jim Hogg County						
Materials and Supplies	25	527	378	1,154	1,154	378
Contractual Services	36,240	60,338	54,703	162,263	162,263	54,703
Capital Outlay	-	-	-	48,841	48,841	-
Total Jim Hogg County	36,265	60,865	55,081	212,258	212,258	55,081
Starr County						
Materials and Supplies	96	1,580	1,134	4,747	4,747	1,134
Contractual Services	143,322	193,262	186,556	485,765	485,765	186,556
Capital Outlay	-	-	-	107,500	107,500	-
Total Starr County	143,418	194,842	187,690	598,012	598,012	187,690

**CITY OF LAREDO, TEXAS**  
**911 REGIONAL COMMUNICATIONS FUND**  
**OPERATING BUDGET**  
**FY 2009-2010**

DESCRIPTION	ACTUAL FY 06-07	ACTUAL FY 07-08	ORIGINAL BUDGET FY 08-09	AMENDED BUDGET FY 08-09	TOTAL ESTIMATE FY 08-09	ADOPTED BUDGET FY 09-10
Zapata County						
Materials and Supplies	25	527	378	1,833	1,833	378
Contractual Services	53,132	63,978	63,402	167,894	167,894	63,402
Capital Outlay	-	-	-	48,841	48,841	-
<b>Total Zapata County</b>	<b>53,157</b>	<b>64,505</b>	<b>63,780</b>	<b>218,568</b>	<b>218,568</b>	<b>63,780</b>
Other						
Personnel	62,317	81,748	83,429	159,967	159,967	83,429
Materials and Supplies	-	-	1,000	1,000	1,000	1,000
Contractual Services	175,958	430,433	229,696	786,492	786,492	229,696
<b>Total Other</b>	<b>238,275</b>	<b>512,181</b>	<b>314,125</b>	<b>947,459</b>	<b>947,459</b>	<b>314,125</b>
<b>TOTAL EXPENDITURES</b>	<b>1,254,601</b>	<b>1,630,697</b>	<b>1,301,817</b>	<b>3,854,869</b>	<b>3,841,503</b>	<b>1,295,473</b>
<b>CLOSING BALANCE</b>	<b>19,012</b>	<b>18,786</b>	<b>-</b>	<b>(3,966)</b>	<b>-</b>	<b>-</b>

FUND NUMBER	258 9-1-1 REGIONAL
DEPARTMENT NUMBER	55 INFORMATION SERVICES & TELECOMMUNICATIONS
DIVISION NUMBER	61, 62, 63, 64, 67, 68 9-1-1 REGIONAL

### MISSION

To ensure reliable access to emergency telecommunications services for the citizens of Jim Hogg, Starr, Webb, and Zapata Counties.

### OBJECTIVES & PLANNED ACCOMPLISHMENTS

- Reduce the number of errors in the database
- Implement a regional MIS system
- Implement a regional Mapped ALI system
- Maintain low risk status from Commission on State Emergency Communications (CSEC)

### EXPENDITURES

	ACTUAL 06-07	ACTUAL 07-08	AMENDED 08-09	ESTIMATED 08-09	ADOPTED 09-10
Personnel Services	248,492	278,038	586,957	586,957	299,917
Materials & Supplies	13,004	14,957	33,007	33,007	13,284
Contractual Services	713,038	987,702	2,538,800	2,538,799	982,272
Other Charges	15,421	350,000	33,452	20,086	-
Capital Outlay	264,647	-	662,653	662,653	-
<b>Total</b>	1,254,602	1,630,697	3,854,869	3,841,502	1,295,473

### PERSONNEL POSITION LISTING

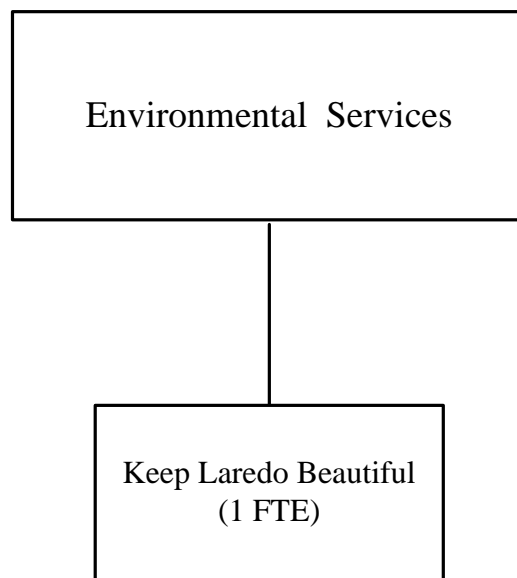
DEPT	DIV	AUTH #	POSITION NO.	GRADE	POSITION TITLE	09-10 ADOPTED ANNUAL RATE
55	61	166	20014	R32	ADMINISTRATIVE ASSISTANT I (AT 80%)	34,794
55	61	1	40082	R33	911 MAP. & DBASE MAINT SUPV (AT 10%)	4,493
55	61	2	15039	R39	911 PROGRAM MANAGER	78,914
55	61	3	40083	R33	911 PROGRAM SPECIALIST	41,205
55	61	1	20251	R25	CLERK II	22,277
55	61	1	40082	R33	911 MAP. & DBASE MAINT SUPV (AT 90%)	40,435
<b>TOTAL COUNT</b>			<b>6</b>		<b>TOTAL SALARIES</b>	<b>222,118</b>

FUND NUMBER	258 9-1-1 REGIONAL
DEPARTMENT NUMBER	55 INFORMATION SERVICES & TELECOMMUNICATIONS
DIVISION NUMBER	61, 62, 63, 64, 67, 68 9-1-1 REGIONAL

PERFORMANCE MEASURES

	ACTUAL 06-07	ACTUAL 07-08	ESTIMATED 08-09	ADOPTED 09-10
<b>Workload Measures</b>				
<i>Inputs</i>				
Total Number of 9-1-1 calls received by public safety answering points (PSAP's) in the region	278,370	260,226	275,000	275,000
<i>Outputs</i>				
Total Number of public education materials distributed	79,423	92,580	80,000	80,000
Total Number of Monitoring Visits to PSAP's	32	28	32	32
Total Number of PSAP's with Mapping Capabilities	2	7	8	8
<b>Effectiveness Measures</b>				
% of errors in the 9-1-1 Database	<1.4	1.2	<1.1	<1.0

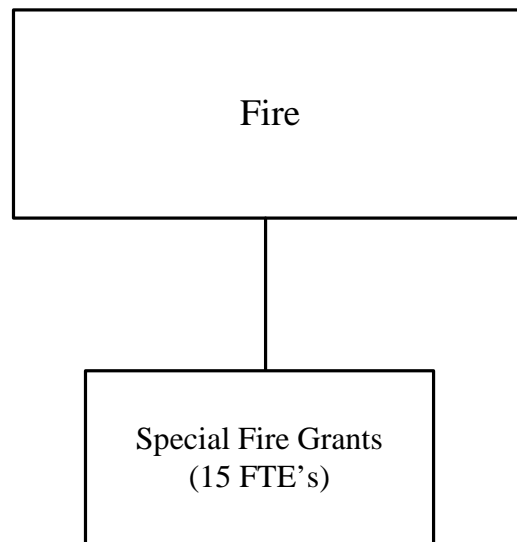
# Keep Laredo Beautiful Fund



**CITY OF LAREDO, TEXAS**  
**KEEP LAREDO BEAUTIFUL FUND**  
**OPERATING BUDGET**  
**FY 2009-2010**

DESCRIPTION	ACTUAL FY 06-07	ACTUAL FY 07-08	ORIGINAL BUDGET FY 08-09	AMENDED BUDGET FY 08-09	TOTAL ESTIMATE FY 08-09	ADOPTED BUDGET FY 09-10
<b>OPENING BALANCE</b>	<b>16,694</b>	<b>759</b>	<b>-</b>	<b>1,206</b>	<b>1,206</b>	<b>-</b>
<b>REVENUES</b>						
Rents, Royalties & Interest	159	(7)	-	-	-	-
Reimburse & Misc.	115	500	2,000	5,000	5,000	5,000
Transfer In:						
Environmental Svcs.	83,668	90,226	100,000	100,000	92,922	100,000
<b>TOTAL REVENUES</b>	<b>83,942</b>	<b>90,719</b>	<b>102,000</b>	<b>105,000</b>	<b>97,922</b>	<b>105,000</b>
<b>TOTAL AVAILABLE</b>	<b>100,636</b>	<b>91,478</b>	<b>102,000</b>	<b>106,206</b>	<b>99,128</b>	<b>105,000</b>
<b>EXPENDITURES</b>						
Administration						
Personnel Services	59,645	62,769	64,999	64,999	64,999	65,837
Material and Supplies	32,984	12,976	21,300	25,506	20,999	21,020
Contractual Services	7,248	14,527	15,701	15,701	13,130	15,476
Reserve Appropriation	-	-	-	-	-	2,667
<b>TOTAL EXPENDITURES</b>	<b>99,877</b>	<b>90,272</b>	<b>102,000</b>	<b>106,206</b>	<b>99,128</b>	<b>105,000</b>
<b>CLOSING BALANCE</b>	<b>759</b>	<b>1,206</b>	<b>-</b>	<b>-</b>	<b>-</b>	<b>-</b>

# Special Fire Grants Fund

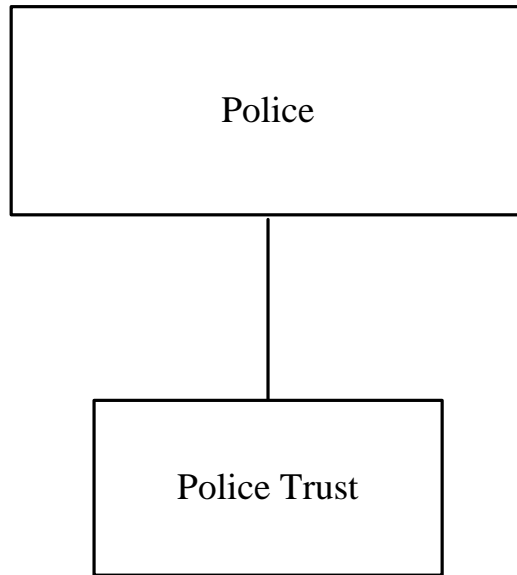




**CITY OF LAREDO, TEXAS**  
**SPECIAL FIRE GRANTS FUND**  
**OPERATING BUDGET**  
**FY 2009-2010**

DESCRIPTION	ACTUAL FY 06-07	ACTUAL FY 07-08	ORIGINAL BUDGET FY 08-09	AMENDED BUDGET FY 08-09	TOTAL ESTIMATE FY 08-09	ADOPTED BUDGET FY 09-10
<b>OPENING BALANCE</b>	-	-	-	116,306	116,306	-
<b>REVENUES</b>						
DHS/EMS Program	5,000	-	50,000	50,000	50,000	-
DHS/Fire Prevention & Safety	-	-	55,000	55,000	55,000	35,000
Assistance to FF Grant (AFG)	-	-	600,000	400,000	400,000	-
State Homeland Security	20,787	293,084	500,000	871,676	850,000	-
Joint Hazard Materials Education	14,700	-	-	-	-	-
EOC Grant	-	-	-	-	-	1,000,000
USDOT-HazMat Grant	-	-	-	-	-	150,000
American Recovery Grant	-	-	-	-	13,000,000	-
SAFER Grant	-	642,257	496,800	496,800	622,697	234,065
Reimbursements	-	5	-	-	-	-
Transfer In:						
General Fund	-	222,923	448,200	448,200	362,047	882,813
<b>TOTAL REVENUES</b>	<b>40,487</b>	<b>1,158,269</b>	<b>2,150,000</b>	<b>2,321,676</b>	<b>15,339,744</b>	<b>2,301,878</b>
<b>TOTAL AVAILABLE</b>	<b>40,487</b>	<b>1,158,269</b>	<b>2,150,000</b>	<b>2,437,982</b>	<b>15,456,050</b>	<b>2,301,878</b>
<b>EXPENDITURES</b>						
DHS/EMS Program	5,000	-	75,000	75,000	75,000	-
DHS/Fire Prevention & Safety	-	-	55,000	55,000	55,000	35,000
Assistance to FF Grant (AFG)	-	-	750,000	500,000	500,000	-
State Homeland Security	20,787	293,084	500,000	871,676	850,000	-
Joint Hazard Materials Education	14,700	-	-	-	-	-
EOC Grant	-	-	-	-	-	1,000,000
USDOT-HazMat Grant	-	-	-	-	-	150,000
American Recovery Grant	-	-	-	-	13,000,000	-
SAFER Grant	-	748,879	770,000	770,000	976,050	1,116,878
New Grants	-	-	-	50,000	-	-
Total Administration	<b>40,487</b>	<b>1,041,963</b>	<b>2,150,000</b>	<b>2,321,676</b>	<b>15,456,050</b>	<b>2,301,878</b>
<b>TOTAL EXPENDITURES</b>	<b>40,487</b>	<b>1,041,963</b>	<b>2,150,000</b>	<b>2,321,676</b>	<b>15,456,050</b>	<b>2,301,878</b>
<b>CLOSING BALANCE</b>	<b>-</b>	<b>116,306</b>	<b>-</b>	<b>116,306</b>	<b>-</b>	<b>-</b>

# Police Trust Fund



**CITY OF LAREDO, TEXAS**  
**POLICE TRUST FUND**  
**OPERATING BUDGET**  
**FY 2009-2010**

DESCRIPTION	ACTUAL FY 06-07	ACTUAL FY 07-08	ORIGINAL BUDGET FY 08-09	AMENDED BUDGET FY 08-09	TOTAL ESTIMATE FY 08-09	ADOPTED BUDGET FY 09-10
<b>OPENING BALANCE</b>	<b>2,190,093</b>	<b>2,938,029</b>	<b>1,303,740</b>	<b>908,804</b>	<b>908,804</b>	<b>1,609,198</b>
<b>REVENUES</b>						
Seized Revenues	1,824,128	461,610	800,000	800,000	1,829,568	800,000
State Seized Revenues	30,135	30,785	-	-	91,957	-
Capital Leases	4,205,430	-	-	-	-	-
Interest Earnings	121,408	64,002	60,800	60,800	8,000	6,000
Net Increase (Decrease) in the Fair Value of Investments	9,964	(5,118)	-	-	(1,297)	-
Sale of Asset	66,325	37,620	-	-	61,466	-
Other	-	5,970	-	-	18,567	-
<b>TOTAL REVENUES</b>	<b>6,257,390</b>	<b>594,869</b>	<b>860,800</b>	<b>860,800</b>	<b>2,008,261</b>	<b>806,000</b>
<b>TOTAL AVAILABLE</b>	<b>8,447,483</b>	<b>3,532,898</b>	<b>2,164,540</b>	<b>1,769,604</b>	<b>2,917,065</b>	<b>2,415,198</b>
<b>EXPENDITURES</b>						
Police Trust						
Materials and Supplies	233,806	223,797	-	2,194	2,194	-
Contractual Services	63,371	61,456	-	-	-	-
Capital Outlay	3,781,341	812,211	-	14,995	5,130	-
Debt Service:						
Lease Purchase Payments	1,430,936	1,526,630	1,364,540	1,364,540	1,300,543	1,190,015
Transfer Out:						
General Fund	-	-	-	-	-	350,000
<b>TOTAL EXPENDITURES</b>	<b>5,509,454</b>	<b>2,624,094</b>	<b>1,364,540</b>	<b>1,381,729</b>	<b>1,307,867</b>	<b>1,540,015</b>
<b>CLOSING BALANCE</b>	<b>2,938,029</b>	<b>908,804</b>	<b>800,000</b>	<b>387,875</b>	<b>1,609,198</b>	<b>875,183</b>

## **Debt Service Fund**

**CITY OF LAREDO, TEXAS**  
**DEBT SERVICE FUND**  
**GENERAL OBLIGATION AND TAX SUPPORTED BUDGET**  
**FY 2009-2010**

DESCRIPTION	ACTUAL FY 06-07	ACTUAL FY 07-08	ORIGINAL BUDGET FY 08-09	AMENDED BUDGET FY 08-09	TOTAL ESTIMATE FY 08-09	ADOPTED BUDGET FY 09-10
<b>OPENING BALANCE</b>	<b>6,508,489</b>	<b>5,946,381</b>	<b>6,799,222</b>	<b>5,990,320</b>	<b>5,990,320</b>	<b>6,078,102</b>
<b>REVENUES</b>						
Property Taxes	10,424,742	11,728,432	12,701,778	12,701,778	12,605,703	12,910,710
Rents, Royalties and Interest	555,908	378,129	314,700	314,700	250,000	191,200
Reimbursement and Miscellaneous	178,014	106,800	87,461	87,461	42,387	21,192
Other Financing Sources:						
Airport	407,640	734,444	729,105	729,105	729,105	542,210
Civic Center	-	118,283	7,875	7,875	7,875	-
Parking Meters	3,518	283,900	284,290	284,290	284,290	292,018
Sports and Community Venue	2,817,551	2,891,163	2,964,338	2,964,338	2,964,338	3,046,288
Contractual Obligations	-	2,185	-	-	-	-
Transit	890,675	946,240	1,244,536	1,244,536	1,244,536	1,269,166
Bridge System	558,570	783,272	773,871	773,871	773,871	773,134
Solid Waste	2,069,826	2,628,942	2,613,289	2,613,289	2,613,289	1,712,576
Waterworks System	3,642,255	3,640,666	5,392,899	5,392,899	5,392,899	8,243,434
Sewer System	2,946,900	2,920,826	4,202,397	4,202,397	4,202,397	5,201,288
Environmental Services	571,145	1,913,363	1,913,395	1,913,395	1,913,395	1,901,070
Risk Management	18,638	17,940	17,228	17,228	17,228	-
Information Technology	-	400,000	-	-	400,000	400,000
<b>TOTAL REVENUES</b>	<b>25,085,382</b>	<b>29,494,585</b>	<b>33,247,162</b>	<b>33,247,162</b>	<b>33,441,313</b>	<b>36,504,286</b>
<b>TOTAL AVAILABLE</b>	<b>31,593,871</b>	<b>35,440,966</b>	<b>40,046,384</b>	<b>39,237,482</b>	<b>39,431,633</b>	<b>42,582,388</b>
<b>EXPENDITURES</b>						
Paving Assessment Debt						
Principal	10,011	10,032	-	-	-	-
Interest	609	226	-	-	-	-
Airport Debt						
Principal	530,000	560,000	585,000	585,000	585,000	-
Interest	202,611	174,444	144,105	144,105	144,105	-
Tax-Supported Debt						
Principal	5,670,884	4,711,027	5,616,727	5,616,727	5,616,727	-
Interest	3,260,052	6,585,571	6,647,439	6,647,439	6,647,439	-
Solid Waste Debt						
Principal	1,619,893	2,025,678	1,932,226	1,932,226	1,932,226	-
Interest	449,934	397,582	681,063	681,063	681,063	-
Water Debt						
Principal	2,411,135	2,565,994	3,019,522	3,019,522	3,019,522	-
Interest	1,231,119	1,074,670	2,373,377	2,373,377	2,373,377	-
Sewer Debt						
Principal	1,924,295	2,005,452	2,212,455	2,212,455	2,212,455	-
Interest	1,022,605	915,374	1,989,942	1,989,942	1,989,942	-

**CITY OF LAREDO, TEXAS**  
**DEBT SERVICE FUND**  
**GENERAL OBLIGATION AND TAX SUPPORTED BUDGET**  
**FY 2009-2010**

DESCRIPTION	ACTUAL FY 06-07	ACTUAL FY 07-08	ORIGINAL BUDGET FY 08-09	AMENDED BUDGET FY 08-09	TOTAL ESTIMATE FY 08-09	ADOPTED BUDGET FY 09-10
Transit Debt						
Principal	507,945	558,110	809,256	809,256	809,256	-
Interest	382,730	388,129	435,280	435,280	435,280	-
Parking Meters Debt						
Principal	160,000	160,000	170,325	170,325	170,325	-
Interest	126,616	120,375	113,965	113,965	113,965	-
Risk Management Debt						
Principal	15,000	15,000	15,000	15,000	15,000	-
Interest	3,637	2,940	2,228	2,228	2,228	-
Civic Center Debt						
Principal	105,837	108,025	101,814	101,814	101,814	-
Interest	17,958	10,258	6,061	6,061	6,061	-
Bridge Debt						
Principal	360,000	380,000	408,300	408,300	408,300	-
Interest	404,421	385,520	365,571	365,571	365,571	-
Sports and Community Venue Debt						
Principal	1,040,000	1,160,000	1,285,000	1,285,000	1,285,000	-
Interest	1,777,551	1,731,162	1,679,338	1,679,338	1,679,338	-
Environmental Services Debt						
Principal	260,000	770,000	830,000	830,000	830,000	-
Interest	311,145	745,270	1,083,395	1,083,395	1,083,395	-
Information Technology Debt						
Principal	-	400,000	-	-	400,000	400,000
03 PPFCO - Various Departments Debt						
Principal	580,000	595,000	-	-	-	-
Interest	20,965	7,437	-	-	-	-
General Obligations Debt						
Principal	-	-	-	-	105,000	8,250,649
Interest	-	-	-	-	307,142	2,473,083
Revenue Bonds Debt						
Principal	-	-	-	-	-	1,430,000
Interest	-	-	-	-	-	1,616,288
Contractual Obligations Debt						
Principal	-	-	-	-	-	11,320,916
Interest	-	-	-	-	-	10,907,502
Contractual Services	5,051	5,389	6,000	6,000	6,000	6,000
Other Charges	9,630	-	-	-	-	-
Reserve Appropriation	-	-	100,000	100,000	-	321,163
Fiscal Agent Fees	16,118	13,981	28,000	28,000	28,000	28,000
Transfers Out:						
Waterworks System	924,091	-	-	-	-	-
Sewer System	285,647	868,000	-	-	-	-
<b>TOTAL EXPENDITURES</b>	<b>25,647,490</b>	<b>29,450,646</b>	<b>32,641,389</b>	<b>32,641,389</b>	<b>33,353,531</b>	<b>36,753,601</b>
<b>CLOSING BALANCE</b>	<b>5,946,381</b>	<b>5,990,320</b>	<b>7,404,995</b>	<b>6,596,093</b>	<b>6,078,102</b>	<b>5,828,787</b>

**CITY OF LAREDO, TEXAS**  
**2009-2010 GENERAL OBLIGATION AND TAX SUPPORTED**  
**DEBT SERVICE PAYMENT SUMMARY**

Series	Bond Description	Principal Interest Due	Outstanding Balance 09/30/09	FY 2009-2010			Total	Outstanding Balance 09/30/10	
				Principal	1P Interest	2P Interest			
2003	Certificate of Obligation (3.510M)	Feb*-Aug	2,830,000	155,000	58,473	54,985	113,458	268,458	2,675,000
2003	General Obligation Refunding Bond (4.59M)	Feb*-Aug	280,000	280,000	4,200	4,200	8,400	288,400	-
2005	2005 Certificate of Obligation (15.625M) - Tax	Feb*-Aug	7,010,000	315,000	153,639	153,640	307,279	622,279	6,695,000
2005	2005 Refunding G.O. (24.455M)	Feb*-Aug	10,082,125	41,466	251,846	251,846	503,692	545,158	10,040,659
2006	2006 General Obligation Refunding Bond (17.865M)	Feb*-Aug	2,882,141	1,251,308	65,797	40,771	106,568	1,357,876	1,630,833
2006	2006 Certificate of Obligation (17.32M)	Feb*-Aug	15,705,000	630,000	353,362	339,188	692,550	1,322,550	15,075,000
2006	2006 PPFco (3.68M)	Feb*-Aug	2,285,000	735,000	40,970	27,792	68,762	803,762	1,550,000
2007	2007 Certificate of Obligation (72.48M)	Feb*-Aug	47,690,000	380,000	1,184,775	1,177,175	2,361,950	2,741,950	47,310,000
2008	2008 Certificate of Obligation (30.065M)	Feb*-Aug	29,930,000	130,000	655,922	653,647	1,309,569	1,439,569	29,800,000
2009	2009 GO Refunding Bond (27.510M)	Feb-Aug*	9,501,957	1,274,025	185,392	185,390	370,782	1,644,807	8,227,932
2009	2009 Certificate of Obligation (25.545M)		25,545,000	290,000	579,787	579,786	1,159,573	1,449,573	25,255,000
	<b>TOTAL TAX SUPPORTED DEBT</b>		153,741,223	5,481,799	3,534,163	3,468,420	7,002,583	12,484,382	148,259,424
1992	Airport Certificate of Obligation (1m)	Feb-Aug*	300,000	70,000	9,900	9,900	19,800	89,800	230,000
1996	Airport Certificate of Obligation (2.04m)	Feb-Aug*	375,000	180,000	11,160	11,160	22,320	202,320	195,000
1998	Airport Certificate of Obligation (1.43m)	Feb-Aug*	825,000	75,000	21,965	21,965	43,930	118,930	750,000
1999	Airport Certificate of Obligation (2.83m)	Feb-Aug*	495,000	105,000	13,080	13,080	26,160	131,160	390,000
	<b>TOTAL TAX &amp; AIRPORT DEBT</b>		1,995,000	430,000	56,105	56,105	112,210	542,210	1,565,000
2002	Contractual Obligation (9.925m) 8.900M	Feb*-Aug	6,565,000	390,000	144,221	137,104	281,325	671,325	6,175,000
2005	2005 Refunding G.O. (24.455M) - Landfill	Feb*-Aug	399,458	-	10,005	10,006	20,011	20,011	399,458
2007	2007 Certificate of Obligation (72.48M)	Feb*-Aug	6,850,000	250,000	166,556	161,557	328,113	578,113	6,600,000
2009	2009 GO Refunding Bond (27.510M)	Feb-Aug*	108,343	22,381	2,489	2,489	4,978	27,359	85,962
	<b>TOTAL TAX &amp; SOLID WASTE DEBT</b>		13,922,801	662,381	323,271	311,156	634,427	1,296,808	13,260,420
2000	Water & Tax C.O. (2.485M)	Feb-Aug*	375,000	120,000	9,769	9,769	19,538	139,538	255,000
2005	2005 Refunding G.O. (24.455M) - Waterworks	Feb-Aug*	5,053,235	174,884	125,456	125,457	250,913	425,797	4,878,351
2006	2006 General Obligation Refunding Bond (17.865M)	Feb-Aug*	2,644,960	778,984	62,229	46,650	108,879	887,863	1,865,976
2008	2008 Certificate of Obligation (46.235M)	Feb*-Aug	25,050,000	625,000	563,700	552,763	1,116,463	1,741,463	24,425,000
2009	2009 GO Refunding Bond (27.510M)	Feb-Aug*	9,656,823	1,914,522	156,392	156,392	312,784	2,227,306	7,742,301
2009	2009 Tax, Water & Sewer CO		2,652,574	2,652,574	-	-	-	2,652,574	-
	<b>TOTAL TAX &amp; WATER REVENUE DEBT</b>		45,432,592	6,265,964	917,546	891,031	1,808,577	8,074,541	39,166,628
2000	Sewer & Tax C.O. (1.82M)	Feb-Aug*	270,000	85,000	7,045	7,045	14,090	99,090	185,000
2003	Sewer & Tax C.O. (3.62M)	Feb*-Aug	2,860,000	155,000	59,089	55,601	114,690	269,690	2,705,000
2005	2005 Refunding G.O. (24.455M) - Sewer	Feb*-Aug	3,852,427	196	96,310	96,310	192,620	192,816	3,852,231
2006	2006 General Obligation Refunding Bond (17.865M)	Feb*-Aug	1,287,711	294,022	30,723	24,842	55,565	349,587	993,689
2008	2008 Certificate of Obligation (46.235M)	Feb*-Aug	20,600,000	510,000	463,503	454,579	918,082	1,428,082	20,090,000
2009	2009 GO Refunding Bond (27.510M)	Feb-Aug*	7,717,633	1,646,734	112,016	112,015	224,031	1,870,765	6,070,899
2009	2009 Tax, Water & Sewer CO		718,342	718,342	-	-	-	718,342	-
	<b>TOTAL TAX &amp; SEWER REVENUE DEBT</b>		37,306,113	3,409,294	768,686	750,392	1,519,078	4,928,372	33,896,819
2004	Certificates of Obligation (13.535M) - Transit	Feb-Aug*	5,070,000	245,000	115,263	110,669	225,932	470,932	4,825,000
2006	2006 General Obligation Refunding Bond (17.865M)	Feb-Aug*	1,614,575	375,073	38,489	30,988	69,477	444,550	1,239,502
2008	2008 PPFco (3.55M)	Feb*-Aug	3,320,000	245,000	56,424	52,260	108,684	353,684	3,075,000
	<b>TOTAL TAX &amp; TRANSIT REVENUE DEBT</b>		10,004,575	865,073	210,176	193,917	404,093	1,269,166	9,139,502
2002	Parking Revenue C.O. (9.925M) 1.025M	Feb*-Aug	755,000	45,000	16,590	15,769	32,359	77,359	710,000
2004	Certificates of Obligation (13.535M) - Parking	Feb*-Aug	1,185,000	60,000	26,916	25,791	52,707	112,707	1,125,000
2005	2005 Refunding G.O. (24.455M) - Parking	Feb*-Aug	271,536	337	6,787	6,787	13,574	13,911	271,199
2009	2009 GO Refunding Bond (27.510M)	Feb-Aug*	165,244	82,338	2,852	2,851	5,703	88,041	82,906
	<b>TOTAL PARKING METER FUND REVENUE DEBT</b>		2,376,780	187,675	53,145	51,198	104,343	292,018	2,189,105
2000A	Certificate of Obligation (9.365M)-CIF (Bridge as of '05)	Feb-Aug*	2,310,000	415,000	60,638	60,637	121,275	536,275	1,895,000
2005	Sports & Community Venue Sales Tax Revenue -Refu	Mar*-Sept.	32,720,000	1,430,000	826,019	790,269	1,616,288	3,046,288	31,290,000
2005	2005 Certificate of Obligation (15.625M) - NPDES	Feb-Aug*	6,475,000	270,000	141,897	141,898	283,795	553,795	6,205,000
2005	2005 Refunding G.O. (24.455M) - Bridge	Feb-Aug*	4,575,594	13,766	111,546	111,547	223,093	236,859	4,561,828
2006	2006 G.O. Refunding Bond (17.865M)-Civic Center	Feb-Aug*	100,613	100,613	2,013	-	2,013	102,626	-
2007	2007 Certificate of Obligation (72.48M) - NPDES	Feb*-Aug	16,015,000	580,000	389,437	377,838	767,275	1,347,275	15,435,000
	Information Technology Radio Lease/Purchase	Nov.	400,000	400,000	-	-	-	400,000	-
2009 (1)	2009 PPFco (5.13M)		5,130,000	115,000	68,454	68,454	136,908	251,908	5,015,000
2000 (1)	Airport Certificate of Obligation Refunding (2.06M)	Feb-Aug*	1,440,000	100,000	39,169	39,169	78,338	178,338	1,340,000
	<b>TOTAL TAX &amp; OTHER DEBT</b>		69,166,207	3,424,379	1,639,173	1,589,812	3,228,985	6,653,364	65,741,828
	<b>TOTAL TAX &amp; REVENUE SUPPORTED DEBT</b>		333,945,291	20,726,565	7,502,265	7,312,031	14,814,296	35,540,861	313,218,726

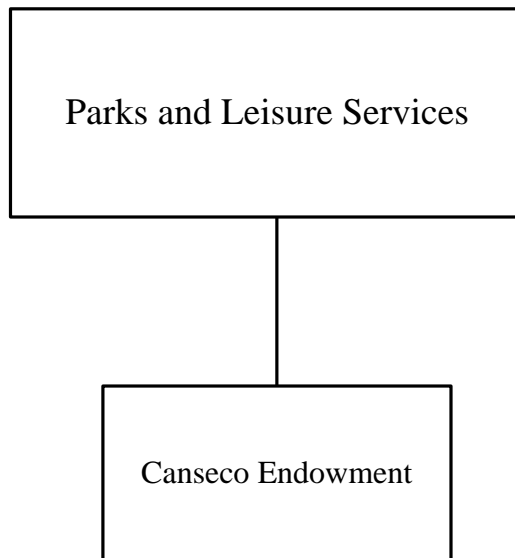
\* Principal Payment Due

(1) To be paid from Debt Service Fund fund balance.

## *Permanent Fund*



# Canseco Endowment Fund



**CITY OF LAREDO, TEXAS  
CANSECO ENDOWMENT FUND  
OPERATING BUDGET  
FY 2009-2010**

DESCRIPTION	ACTUAL FY 06-07	ACTUAL FY 07-08	ORIGINAL BUDGET FY 08-09	AMENDED BUDGET FY 08-09	ESTIMATED FY 08-09	ADOPTED BUDGET FY 09-10
<b>OPENING BALANCE</b>	65,214	17,669	67,769	20,306	20,306	19,306
<b>REVENUES</b>						
Interest Earnings	3,655	2,637	2,100	2,100	1,500	1,300
<b>TOTAL REVENUES</b>	<b>3,655</b>	<b>2,637</b>	<b>2,100</b>	<b>2,100</b>	<b>1,500</b>	<b>1,300</b>
<b>TOTAL AVAILABLE</b>	<b>68,869</b>	<b>20,306</b>	<b>69,869</b>	<b>22,406</b>	<b>21,806</b>	<b>20,606</b>
<b>EXPENDITURES</b>						
Materials & Supplies	-	-	500	500	500	500
Contractual Services	1,200	-	2,000	2,000	2,000	2,000
<b>TOTAL EXPENDITURES</b>	<b>1,200</b>	<b>-</b>	<b>2,500</b>	<b>2,500</b>	<b>2,500</b>	<b>2,500</b>
<b>CLOSING BALANCE</b>	<b>67,669</b>	<b>20,306</b>	<b>67,369</b>	<b>19,906</b>	<b>19,306</b>	<b>18,106</b>
<b>ADJUSTMENTS</b>						
<b>LESS: RESTRICTED BALANCE</b>	<b>(50,000)</b>	<b>-</b>	<b>-</b>	<b>-</b>	<b>-</b>	<b>-</b>
<b>ADJ. CLOSING BALANCE</b>	<b>17,669</b>	<b>20,306</b>	<b>67,369</b>	<b>19,906</b>	<b>19,306</b>	<b>18,106</b>

## *Capital Projects Funds*

# **Capital Improvements Fund**

**CITY OF LAREDO, TEXAS  
CAPITAL IMPROVEMENTS FUND  
PROJECT BUDGET  
FY 2009-2010**

	ORIGINAL BUDGET FY 08-09	AMENDED BUDGET FY 08-09	INCEPTION TO 09/30/08	TOTAL ESTIMATE FY 08-09	ADOPTED BUDGET FY 09-10	TOTAL PROJECT BUDGET FY 09-10
<b>OPENING BALANCE</b>	-	-	-	11,439,637	2,491,428	-
<b>REVENUES</b>						
Intergovernmental Revenue:						
National Park Service	385,200	385,200	385,200	-	-	385,200
F.E.M.A.	150,390	150,390	150,390	-	-	150,390
Texas Parks & Wildlife	668,523	668,523	668,523	-	-	668,523
Texas Dept. of Transportation	5,887,272	5,887,272	987,789	4,899,483	-	5,887,272
Webb County	625,000	625,000	503,982	121,018	-	625,000
L. I. S. D.	18,987	18,987	18,987	-	-	18,987
U. I. S. D.	34,743	34,743	34,011	732	-	34,743
Interest Earnings	2,990,158	2,990,158	2,866,359	134,225	121,355	3,121,939
Restricted Interest Earnings	1,973,415	1,973,415	1,901,820	72,275	65,345	2,039,440
Net Increase (Decrease) in the Fair Value of Investments	-	-	13,505	(13,505)	-	-
Discount Earnings	390	390	390	177	-	567
Contributions:						
H.E.B. - Laredo. Public Library	12,500	12,500	12,500	-	-	12,500
Wal-Mart - Loop 20 Traffic Impr.	93,809	93,809	93,809	-	-	93,809
Paul Young - Traffic Improvement	120,000	120,000	120,000	-	-	120,000
Comm. Develop. - Chacon Creek	18,800	18,800	18,800	-	-	18,800
STNB/Sterling Loop & Tiara Light	110,000	110,000	110,000	-	-	110,000
Vaquillas Park Contributions	95,900	108,850	95,900	12,950	-	108,850
Del Mar League	20,000	20,000	20,000	-	-	20,000
Tex-Mex / Bartlett RR Crossing	23,000	23,000	21,942	1,058	-	23,000
Tex-Mex / Zacate Creek Park	408,114	408,114	408,114	-	-	408,114
La Posada - Zaragoza Street	25,114	25,114	25,114	-	-	25,114
Slaughter Park-Laredo Heat	4,238	4,238	4,238	-	-	4,238
Woodridge Heights	56,350	56,350	56,350	-	-	56,350
Eden / Newman Prk-BP Newman	89,734	89,734	89,734	-	-	89,734
San Isidro Park Contribution	53,376	53,376	53,376	-	-	53,376
Cielito Lindo Park Contribution	36,750	110,250	91,875	18,375	-	110,250
Dryden Park Contribution	7,694	7,694	-	7,694	-	7,694
Lamar/Bruni/Vergara Shades	330,500	330,500	330,500	-	-	330,500
Manadas Creek-Trust Fund	-	-	314,977	-	-	314,977
Sta Rita parks Reimbursement	-	-	1,320	-	-	1,320
Southgate Sub-Listo Development	-	-	57,424	-	-	57,424
Parks Improvement-BP Newman	-	-	29,550	-	-	29,550
Miscellaneous	1,173,701	1,185,976	1,175,263	25,502	-	1,200,765
Transfers In:						
General Fund	3,358,455	3,358,455	3,358,455	-	-	3,358,455
Mineral Leases	115,080	115,080	115,080	-	-	115,080
Civic Center	3,000,000	3,000,000	3,000,000	-	-	3,000,000
Hotel/Motel	368,000	368,000	368,000	-	-	368,000
Contractual Obligations	58,300	58,300	58,300	-	-	58,300
EDA - DPW Infrastructure	21,905	21,905	21,905	-	-	21,905
1998 C.O. Issue	600,474	600,474	409,056	191,418	-	600,474
2006 C.O. Issue	326,572	326,572	83,840	242,732	-	326,572

**CITY OF LAREDO, TEXAS  
CAPITAL IMPROVEMENTS FUND  
PROJECT BUDGET  
FY 2009-2010**

	<b>ORIGINAL BUDGET FY 08-09</b>	<b>AMENDED BUDGET FY 08-09</b>	<b>INCEPTION TO 09/30/08</b>	<b>TOTAL ESTIMATE FY 08-09</b>	<b>ADOPTED BUDGET FY 09-10</b>	<b>TOTAL PROJECT BUDGET FY 09-10</b>
2007 C.O. Issue	8,820	8,820	15,590	-	-	15,590
Transit Management	100,000	100,000	100,000	-	-	100,000
Bridge System	11,526,025	11,976,025	12,629,290	1,402,050	1,510,857	15,542,197
Municipal Housing	2,992,000	2,992,000	2,992,000	-	-	2,992,000
Information Technology	-	400,000	-	400,000	-	400,000
<b>TOTAL REVENUES</b>	<b>37,889,289</b>	<b>38,838,014</b>	<b>33,813,258</b>	<b>7,516,184</b>	<b>1,697,557</b>	<b>43,026,999</b>
<b>TOTAL AVAILABLE</b>	<b>37,889,289</b>	<b>38,838,014</b>	<b>33,813,258</b>	<b>18,955,821</b>	<b>4,188,985</b>	<b>43,026,999</b>
<b>EXPENDITURES</b>						
Street Reconstruction:						
Materials and Supplies	270,177	315,489	259,846	55,643	919,689	1,235,178
Contractual Services	105,500	174,728	95,656	79,072	-	174,728
Other	3,131,938	2,644,430	129,942	2,514,488	300,000	2,944,430
Capital Outlay	1,860,903	2,785,399	1,852,269	933,130	-	2,785,399
Transfers Out:						
General Fund	1,280,000	1,280,000	280,000	1,000,000	2,500,000	3,780,000
Infrastructure Maintenance	1,822,270	1,822,270	1,822,270	-	-	1,822,270
Civic Center	54,101	54,101	54,101	-	-	54,101
Fire Training Facility	20,000	20,000	20,000	-	-	20,000
2001 C.O. Issue	200,000	200,000	200,000	-	-	200,000
Capital Grants Fund	606,106	606,106	112,782	493,324	-	606,106
Bridge System	400,000	400,000	400,000	-	-	400,000
<b>Total Street Reconstruction</b>	<b>9,750,995</b>	<b>10,302,523</b>	<b>5,226,866</b>	<b>5,075,657</b>	<b>3,719,689</b>	<b>14,022,212</b>
Traffic Projects:						
Traffic Improvements	793,341	793,341	769,691	23,650	-	793,341
School Flashers Phase 2&3	164,249	164,249	162,986	1,263	-	164,249
Street Signs	116,000	116,000	108,969	7,031	-	116,000
Speed Hump Project	100,000	100,000	90,541	9,459	-	100,000
Lafayette/San Francisco Signals	42,866	42,866	42,866	-	-	42,866
Wal-Mart/Loop 20 Signal	95,155	95,155	95,155	-	-	95,155
Paul Young Traffic Signal	120,000	120,000	120,000	-	-	120,000
Del Mar/Lindenwood Signal	12,542	12,542	12,541	1	-	12,542
STNB/Stering & Tiara Trfc. Light	110,000	110,000	105,022	4,978	-	110,000
Winfield Traffic Light	58,600	58,600	58,600	-	-	58,600
McPherson / San Isidro Light	10,967	10,967	10,967	-	-	10,967
School Zone Cell Ban Signs	-	45,000	-	45,000	-	45,000
<b>Total Traffic Projects</b>	<b>1,623,720</b>	<b>1,668,720</b>	<b>1,577,338</b>	<b>91,382</b>	<b>-</b>	<b>1,668,720</b>
Parks & Recreation Projects:						
Park Improvements	21,569	21,569	21,527	42	29,550	51,119
Northeast Hillside Park	138,961	138,961	138,026	935	-	138,961
Eastwoods Park Project	425,100	425,100	419,230	5,870	-	425,100
Chacon Hike & Bike Trail	94,000	94,000	94,000	-	-	94,000

**CITY OF LAREDO, TEXAS  
CAPITAL IMPROVEMENTS FUND  
PROJECT BUDGET  
FY 2009-2010**

	<b>ORIGINAL BUDGET FY 08-09</b>	<b>AMENDED BUDGET FY 08-09</b>	<b>INCEPTION TO 09/30/08</b>	<b>TOTAL ESTIMATE FY 08-09</b>	<b>ADOPTED BUDGET FY 09-10</b>	<b>TOTAL PROJECT BUDGET FY 09-10</b>
Seven Flags Park Rehab	481,734	481,734	481,734	-	-	481,734
Civic Center Renovation	5,287,314	5,287,314	1,898,199	3,389,115	66,025	5,353,339
Chacon Hike & Bike Trail - Phase	90,380	90,380	89,489	891	-	90,380
Father Charles McNaboe Park	240,533	240,533	240,533	-	-	240,533
Zacate Creek Linear Park Bridge	47,131	47,131	47,131	-	-	47,131
Zacate Creek Linear Park - Grant	979,586	979,586	979,586	-	-	979,586
North Central Park	625,000	625,000	502,295	122,705	-	625,000
North East Hillside Rec Irrigation	5,250	5,250	-	5,250	-	5,250
Slaughter Farm Rehab	25,000	25,000	19,678	5,322	-	25,000
Recreation Center Improvements	20,152	20,152	20,152	-	-	20,152
Community Sr. League Field	20,000	20,000	16,203	3,797	-	20,000
Vaquillas Park	95,900	108,850	-	108,850	-	108,850
Slaughter Park Lighting	4,238	4,238	4,238	-	-	4,238
Ladrillera Utilities Project	4,698	4,698	4,698	-	-	4,698
Village Heights Park	56,350	-	-	-	-	-
Larga Vista Park	75,000	75,000	52,174	22,826	-	75,000
Lafayette Hockey Rink	17,600	17,600	17,599	1	-	17,600
El Eden / Newman Park	89,734	89,734	89,733	1	-	89,734
Muller Park/Indian Sunset Imprv.	14,500	14,500	-	14,500	-	14,500
San Isidro Park	53,376	53,376	249	53,127	-	53,376
<b>Parks &amp; Rec. Projects (Cont.):</b>						
Dryden Park Improvements	7,694	7,694	7,694	-	-	7,694
Lamar/Bruni/Vergara Shades	330,500	330,500	180	330,320	-	330,500
Sta. Rita Park - Fema Funds	150,390	150,390	-	150,390	-	150,390
Cielito Lindo Park	36,750	110,250	-	110,250	-	110,250
Ruthe B. Cowl Playground	35,000	35,000	35,000	-	-	35,000
Shiloh Crossing	-	56,350	-	56,350	-	56,350
Santa Rita Park Contribution	-	-	-	-	1,320	1,320
Southgate Subdiv-Listo Devlp	-	-	-	-	35,180	35,180
<b>Total Parks &amp; Recreation Projects</b>	<b>9,473,440</b>	<b>9,559,890</b>	<b>5,179,348</b>	<b>4,380,542</b>	<b>132,075</b>	<b>9,691,965</b>
<b>Other Construction Projects:</b>						
Chacon Creek Tributary	101,544	101,544	101,544	-	-	101,544
Veterans Monument	200,180	200,180	200,180	-	-	200,180
San Francisco Javier Project	14,730	14,730	14,730	-	-	14,730
Los Obispos Housing Project	3,028,000	3,028,000	3,016,489	11,511	-	3,028,000
West Ldo Corridor/CPL Road	3,250,000	3,250,000	221,830	3,028,170	-	3,250,000
Springfield Alignment	33,859	33,859	33,859	-	-	33,859
Bartlett Railroad Crossing	63,000	58,623	58,622	1	-	58,623
Zacate Creek Irrigation	2,659	2,659	-	2,659	-	2,659
West Ldo Corridor/CPL Rd - Ph II	3,274,565	3,274,565	1,010,428	2,264,137	-	3,274,565
FM 1472 RR Grade Separation	58,500	58,500	58,500	-	-	58,500
LP 20 Diamond Intrchge 59	25,350	25,350	25,350	-	-	25,350
Bruni Plaza Fountain	89	89	89	-	-	89
CP & L Road Construction	183,255	183,255	121,587	61,668	-	183,255
Del Mar Pool Rehab	50,000	50,000	49,990	10	-	50,000
HWY 359-US 83	100,000	100,000	90,200	9,800	-	100,000
Cielito Lindo-Fire Station #4	745	745	744	1	-	745

**CITY OF LAREDO, TEXAS  
CAPITAL IMPROVEMENTS FUND  
PROJECT BUDGET  
FY 2009-2010**

	<b>ORIGINAL BUDGET FY 08-09</b>	<b>AMENDED BUDGET FY 08-09</b>	<b>INCEPTION TO 09/30/08</b>	<b>TOTAL ESTIMATE FY 08-09</b>	<b>ADOPTED BUDGET FY 09-10</b>	<b>TOTAL PROJECT BUDGET FY 09-10</b>
Bruni Building	53,895	53,895	50,444	3,451	-	53,895
Animal Shelter	9,911	9,911	9,911	-	-	9,911
Bruni Plaza Improvements	14,593	14,593	14,593	-	-	14,593
San Gabriel Culvert Repairs	140,000	140,000	138,049	1,951	-	140,000
West Laredo/CPL Road - Ph III	253,900	253,900	-	253,900	-	253,900
Street Recycling	793,379	793,379	783,119	10,260	-	793,379
Planning/Building parking Lot	30,000	30,000	17,200	12,800	-	30,000
Tatangelo Parkway	40,000	40,000	9,917	30,083	-	40,000
Jacaman Road	200,000	200,000	200,000	-	-	200,000
311 Center Rehab	7,500	7,500	6,375	1,125	-	7,500
Fire Station #4 Roof	38,000	38,000	38,000	-	-	38,000
COOR Border Infrastructure	246,480	246,480	-	246,480	-	246,480
Manadas Creek	-	-	-	-	314,977	314,977
Fire Stations Repairs	317,000	317,124	219,621	97,503	-	317,124
Laredo Animal Shelter	100,000	100,000	-	100,000	-	100,000
Ldo. Family Recovery Center	150,000	150,000	-	150,000	-	150,000
Downtown Sidewalk Project	-	20,000	-	20,000	-	20,000
Creek Maintenance	-	250,000	-	250,000	-	250,000
Southgate Subdiv-Listo Devlp	-	-	-	-	22,244	22,244
<b>Total Other Construction Projects</b>	<b>12,781,134</b>	<b>13,046,881</b>	<b>6,491,371</b>	<b>6,555,510</b>	<b>337,221</b>	<b>13,384,102</b>
<b>Discretionary Funds - Districts:</b>						
<b>FY 2000 District Projects:</b>						
<b>District 1 Projects</b>						
Century City Sidewalks	104,886	104,886	104,886	-	-	104,886
COPS Substation	138,111	138,111	138,111	-	-	138,111
<b>District 2 Projects</b>						
University Blvd.	207,802	207,802	207,801	1	-	207,802
S. Ejido/Pecan Street Paving	16,071	16,071	16,070	1	-	16,071
<b>District 3 Projects</b>						
Sidewalks	236,398	236,398	236,398	-	-	236,398
<b>District 4 Projects</b>						
Sidewalks	211,395	211,395	211,395	-	-	211,395
<b>District 5 Projects</b>						
Alma Pierce/Sanchez Sidewalk	6,137	6,137	6,137	-	-	6,137
Irrigation System	31,000	31,000	31,000	-	-	31,000
<b>District 6 Projects</b>						
McPherson Widening/Del Mar	159,288	159,288	157,988	1,300	-	159,288
Del Mar/McPherson Signal	11,255	11,255	11,255	-	-	11,255
<b>District 7 Projects</b>						
Sidewalks	69,256	69,256	69,255	1	-	69,256
McNaboe Park Shade Upgrade	8,776	8,776	8,776	-	-	8,776
Sta. Maria Shade Upgrades	19,400	19,400	19,400	-	-	19,400
McNaboe Skate Park	85,687	85,687	84,924	763	-	85,687
<b>District 8 Projects</b>						
River Rd/San Fco. Javier Proj.	253,465	253,465	251,320	2,145	-	253,465
<b>Total FY 2000 District Projects</b>	<b>1,558,927</b>	<b>1,558,927</b>	<b>1,554,716</b>	<b>4,211</b>	<b>-</b>	<b>1,558,927</b>



**CITY OF LAREDO, TEXAS  
CAPITAL IMPROVEMENTS FUND  
PROJECT BUDGET  
FY 2009-2010**

	ORIGINAL BUDGET FY 08-09	AMENDED BUDGET FY 08-09	INCEPTION TO 09/30/08	TOTAL ESTIMATE FY 08-09	ADOPTED BUDGET FY 09-10	TOTAL PROJECT BUDGET FY 09-10
FY 2001 District Projects:						
District 1 Projects						
Bartlett Extension	32,000	32,000	32,000	-	-	32,000
Church Sidewalks	1,762	1,762	1,762	-	-	1,762
Century City Sidewalks	57,916	57,916	57,916	-	-	57,916
G. Washington Park Impr.	58,982	58,982	58,982	-	-	58,982
Speed Humps	644	644	643	1	-	644
District 2 Projects						
LIFE Down Annexation Survey	15,000	15,000	15,000	-	-	15,000
TEXMEX Industrial Park	25,300	25,300	25,300	-	-	25,300
Water Point - Hwy 359	1,215	1,215	1,214	1	-	1,215
Calton Road Street Lights	21,975	21,975	21,975	-	-	21,975
Guadalupe St. Extension	38,170	38,170	38,170	-	-	38,170
Guadalupe St Speed Humps	843	843	842	1	-	843
Loma Alta Park Project	34,920	34,920	34,920	-	-	34,920
Dryden Baseball Park	3,737	3,737	3,736	1	-	3,737
Sidewalk - Rancho Grande Dr.	9,680	9,680	9,680	-	-	9,680
District 3 Projects						
Sidewalks	21,877	21,877	21,877	-	-	21,877
Seymour Street Drainage	27,053	27,053	27,053	-	-	27,053
Market Tennis Courts Lights	2,155	2,155	2,155	-	-	2,155
Santa Fe Park	24,987	24,987	24,987	-	-	24,987
Market Tennis Courts	28,200	28,200	28,128	72	-	28,200
Market St. & Seymour Signal	41,303	41,303	41,303	-	-	41,303
Dryden Baseball Park	7,000	7,000	4,167	2,833	-	7,000
Speed Humps - Seymour Street	536	536	536	-	-	536
Garcia-Vela Park Improvements	5,948	5,948	5,948	-	-	5,948
District 4 Projects						
A. Ochoa Park Playground	21,500	21,500	20,627	873	-	21,500
A. Ochoa Park Jogging Tract	8,440	8,440	8,440	-	-	8,440
Sidewalks	80,473	80,473	80,473	-	-	80,473
Speed Humps	1,271	1,271	1,271	-	-	1,271
Villa San Luis Proj. Lights	2,937	2,937	2,937	-	-	2,937
Buena Vista Subdivision Project	12,480	12,480	12,480	-	-	12,480
Clark Blvd. Brick Pavers	36,033	36,033	36,033	-	-	36,033
District 5 Projects						
Sidewalks	58,947	58,947	58,947	-	-	58,947
Springfield Right of Way	30,610	30,610	30,610	-	-	30,610
Northwest Skate Park	32,325	32,325	32,325	-	-	32,325
Airport Truck Route	6,021	6,021	6,020	1	-	6,021
District 5 Projects (Cont.)						
Calton Road Street Lights	7,009	7,009	7,009	-	-	7,009
N.E. Hillside Park	9,380	9,380	9,380	-	-	9,380
District 6 Projects						
Traffic Signal - Del Mar	64,800	64,800	64,800	-	-	64,800
Northwest Skate Park	32,325	32,325	32,325	-	-	32,325
Airport Truck Route	5,463	5,463	5,463	-	-	5,463
Noon Lions Park Shade	9,658	9,658	9,658	-	-	9,658

**CITY OF LAREDO, TEXAS  
CAPITAL IMPROVEMENTS FUND  
PROJECT BUDGET  
FY 2009-2010**

	<b>ORIGINAL BUDGET FY 08-09</b>	<b>AMENDED BUDGET FY 08-09</b>	<b>INCEPTION TO 09/30/08</b>	<b>TOTAL ESTIMATE FY 08-09</b>	<b>ADOPTED BUDGET FY 09-10</b>	<b>TOTAL PROJECT BUDGET FY 09-10</b>
Berkeley Street Humps	4,183	4,183	4,182	1	-	4,183
McPherson/ Del Mar - Shiloh	5,850	5,850	5,850	-	-	5,850
International Blvd Guardrail	2,450	2,450	2,449	1	-	2,450
Springfield Ave. Guardrail	1,714	1,714	1,713	1	-	1,714
<b>District 7 Projects</b>						
McNaboe/Richter Kid Tiles	37,026	37,026	37,026	-	-	37,026
McNaboe Park Improvements	80,917	80,949	80,949	-	-	80,949
Park Improvements	37,000	37,000	36,974	26	-	37,000
FM 1472 Railroad Crossing	9,611	9,611	9,610	1	-	9,611
Sidewalks - Burnside Street	12,880	12,880	12,879	1	-	12,880
Sidewalks - Bristol Road	6,513	6,513	6,512	1	-	6,513
Sidewalks - Juarez Street	5,959	5,959	5,959	-	-	5,959
<b>District 8 Projects</b>						
River Drive Mall	3,000	3,000	3,000	-	-	3,000
Water Park Study	59,990	59,990	49,990	10,000	-	59,990
San Jorge Street Resurfacing	4,457	4,457	4,457	-	-	4,457
Civic Center Pool Rehabilitation	19,105	19,105	19,105	-	-	19,105
Veterans Field	13,811	13,811	13,811	-	-	13,811
Sidewalks - Jefferson Street	1,411	1,411	1,411	-	-	1,411
Los Dos Laredos Park Project	8,262	8,262	8,262	-	-	8,262
Special Events Tent	4,392	4,392	4,392	-	-	4,392
Civic Center Parking Lights	6,119	6,119	6,119	-	-	6,119
La Ladrillera Park	17,290	17,290	16,484	806	-	17,290
Sidewalks - Main Street	2,619	2,619	2,619	-	-	2,619
<b>Total FY 2001 District Projects</b>	<b>1,225,434</b>	<b>1,225,466</b>	<b>1,210,845</b>	<b>14,621</b>	<b>-</b>	<b>1,225,466</b>
<b>FY 2003 District Projects:</b>						
<b>District 1 Projects</b>						
Sidewalks	42,036	42,036	42,036	-	-	42,036
Recreation Center Improv.	20,000	20,000	20,000	-	-	20,000
<b>District 2 Projects</b>						
Sidewalks - Sta. Clara Street	1,510	1,510	1,510	-	-	1,510
Eastwood Park Improvements	15,675	15,675	15,675	-	-	15,675
Regional Drive	6,132	6,132	6,132	-	-	6,132
Galveston Street Speed Humps	3,000	3,000	3,000	-	-	3,000
<b>District 3 Projects</b>						
Sidewalks - Market/Jarvis	5,467	5,467	5,467	-	-	5,467
Santa Fe/Three Point Park	4,000	4,000	2,597	1,403	-	4,000
San Agustin Traffic Improv.	4,979	4,979	4,979	-	-	4,979
Slaughter Park Soccer Field	8,000	8,000	5,271	2,729	-	8,000
<b>District 4 Projects</b>						
Clark Blvd Median Extension	60,493	60,493	60,493	-	-	60,493
<b>District 5 Projects</b>						
Zacate Creek Linear Park	27,480	27,480	27,480	-	-	27,480
Zacate Creek Park Irrigation	70,927	70,927	67,927	3,000	-	70,927
<b>District 6 Projects</b>						
Belair Speed Humps	1,880	1,880	1,880	-	-	1,880
A. Trautmann Park Fence	24,355	24,355	24,355	-	-	24,355

**CITY OF LAREDO, TEXAS  
CAPITAL IMPROVEMENTS FUND  
PROJECT BUDGET  
FY 2009-2010**

	ORIGINAL BUDGET FY 08-09	AMENDED BUDGET FY 08-09	INCEPTION TO 09/30/08	TOTAL ESTIMATE FY 08-09	ADOPTED BUDGET FY 09-10	TOTAL PROJECT BUDGET FY 09-10
Sidewalks-Int'l/N.Oakmont	3,708	3,708	3,707	1	-	3,708
Shiloh Drive Guard Rail	2,501	2,501	2,500	1	-	2,501
Speed Humps-Laurel/Wthwood	8,314	8,314	8,314	-	-	8,314
District 6 Projects (Cont.)						
Babe Ruth Field Lighting	20,000	20,000	16,335	3,665	-	20,000
Street Recycling	3,630	3,630	3,630	-	-	3,630
Village Blvd Speed Humps	4,500	4,500	4,500	-	-	4,500
Regional Drive	9,654	9,654	9,654	-	-	9,654
Sunset Street Speed Humps	4,167	4,167	4,167	-	-	4,167
District 7 Projects						
Sidewalks	16,787	16,787	16,787	-	-	16,787
Bristol Road Retaining Wall	4,993	4,993	4,993	-	-	4,993
District 8 Projects						
Civic Center Improvements	8,000	8,000	7,090	910	-	8,000
Zacate Creek Water Fountain	3,133	3,133	3,133	-	-	3,133
San Agustin Traffic Improv.	10,000	10,000	10,000	-	-	10,000
Dos Laredos Water Fountain	2,335	2,335	2,335	-	-	2,335
<b>Total FY 2003 District Projects</b>	<b>397,656</b>	<b>397,656</b>	<b>385,947</b>	<b>11,709</b>	<b>-</b>	<b>397,656</b>
<b>FY 2004 District Projects:</b>						
District 1 Projects						
Mario Tijerina Park	4,965	4,965	4,965	-	-	4,965
M. Tijerina Park Shade	11,500	11,500	11,500	-	-	11,500
Eisenhr/Wilson Speed Humps	3,401	3,401	3,401	-	-	3,401
Century City Park Trail	50,000	50,000	49,175	825	-	50,000
Traffic/Flashers/Speed Humps	50,000	50,000	15,590	34,410	-	50,000
Reserve Appropriation	47	47	-	47	-	47
District 2 Projects						
Laredo Optimist BB Park	23,338	23,338	23,338	-	-	23,338
Villa Del Sol Park Shades	4,554	4,554	4,554	-	-	4,554
Dryden Park Entrance	9,436	9,436	9,436	-	-	9,436
Veterans Monument Plaque	1,000	1,000	-	1,000	-	1,000
Villa Del Sol Subdivision	47,844	47,844	47,844	-	-	47,844
Eastwood Park Misters	3,500	3,500	3,500	-	-	3,500
Sidewalk Projects	12,164	12,164	12,162	2	-	12,164
Dryden Baseball Field	10,000	10,000	9,580	420	-	10,000
Speed Humps-Arriaga Drive	1,487	1,487	1,487	-	-	1,487
Speed Humps-Fiesta Loop	3,600	3,600	-	3,600	-	3,600
Speed Humps-Napoleon St.	2,305	2,305	2,305	-	-	2,305
Guardrails-Guadalupe Street	-	1,500	-	1,500	-	1,500
Reserve Appropriation	5,992	4,492	-	4,492	-	4,492
District 3 Projects						
Santa Fe Park Shades	4,800	4,800	4,800	-	-	4,800
Canizales Gym Improvements	10,000	10,000	10,000	-	-	10,000
Three Point Park Doors	3,336	3,336	3,336	-	-	3,336
Lane Street Speed Humps	4,500	4,500	870	3,630	-	4,500
Sta Rita Park Improvement	4,000	4,000	3,150	850	-	4,000
Canizalez Gym Improvement	-	8,000	-	8,000	-	8,000

**CITY OF LAREDO, TEXAS  
CAPITAL IMPROVEMENTS FUND  
PROJECT BUDGET  
FY 2009-2010**

	ORIGINAL BUDGET FY 08-09	AMENDED BUDGET FY 08-09	INCEPTION TO 09/30/08	TOTAL ESTIMATE FY 08-09	ADOPTED BUDGET FY 09-10	TOTAL PROJECT BUDGET FY 09-10
Military Memorial Plaque	2,000	2,000	1,150	850	-	2,000
Meadow Street Lights	9,488	9,488	9,458	30	-	9,488
Girl Scout Meters	4,286	4,286	4,286	-	-	4,286
Three Point Swimming Pool	-	25,000	-	25,000	-	25,000
Lamar/Bruni/Vergara Shades	-	20,000	-	20,000	-	20,000
Reserve Appropriation	65,937	12,937	-	12,937	-	12,937
District 4 Projects						
Lyon Street Skate Park	4,000	4,000	1,618	2,382	-	4,000
Lyon Street Repairs	8,150	8,150	8,150	-	-	8,150
Central/Ochoa Park	4,000	4,000	3,760	240	-	4,000
Reynolds/Malinche Guard Rails	748	748	748	-	-	748
East Martin Park Lights	1,500	1,500	1,115	385	-	1,500
Pepe Moreno Park Impr.	3,500	3,500	455	3,045	-	3,500
Ochoa/Nixon Courts Resurface	6,300	6,300	5,940	360	-	6,300
District 4 Projects (Cont.)						
Speed Humps	18,000	18,000	6,522	11,478	-	18,000
Sidewalks-Cedar Street	11,257	11,257	11,256	1	-	11,257
Ryan/Marcella Street Light	750	750	-	750	-	750
Military Memorial Plaque	2,000	2,000	-	2,000	-	2,000
Lamar/Bruni/Vergara Shades	-	25,000	-	25,000	-	25,000
Reserve Appropriation	31,023	6,023	-	6,023	-	6,023
District 5 Projects						
Chaparral Park Sidewalk	4,930	4,930	4,929	1	-	4,930
Base I & II Baseball Fields	12,473	12,473	12,395	78	-	12,473
Maple Street Valley Gutter	6,000	6,000	6,000	-	-	6,000
Cypress Drive Speed Humps	4,800	4,800	4,778	22	-	4,800
Speed Humps-Allende Street	3,000	3,000	3,000	-	-	3,000
Speed Humps-Canal Street	4,800	4,800	2,804	1,996	-	4,800
Zacate Creek Upper Reach	50,000	50,000	30,000	20,000	-	50,000
Taylor Park Sidewalk	4,000	4,000	2,525	1,475	-	4,000
Speed Humps-Arizona Loop	5,400	5,400	4,404	996	-	5,400
Speed Humps-Cypress Drive	5,400	5,400	1,839	3,561	-	5,400
Speed Humps-Chaparral St.	7,200	7,200	3,904	3,296	-	7,200
Ryan/Marcella Street Light	750	750	-	750	-	750
Speed Humps-Alabama Street	5,400	5,400	3,651	1,749	-	5,400
Speed Humps-Gallagher Street	5,400	5,400	-	5,400	-	5,400
Military Memorial Plaque	2,000	2,000	-	2,000	-	2,000
Purple Heart Monument	2,500	2,500	2,500	-	-	2,500
Frost/Urbahn Street Light	1,000	1,000	-	1,000	-	1,000
Sidewalks-Mann Road	45,000	61,106	79,024	(17,918)	-	61,106
Speed Humps-W.Mayberry St.	9,000	9,000	3,501	5,499	-	9,000
Bartlett Street Beacons	8,000	8,000	7,506	494	-	8,000
Belmont Plaza Lights	1,255	1,255	1,254	1	-	1,255
Mayberry St. Flashing Light	8,000	8,000	-	8,000	-	8,000
Speed Humps-Los Ebanos	-	9,000	-	9,000	-	9,000
Traffic Light-Lakeside & Loop 20	-	25,000	12,202	12,798	-	25,000
Reserve Appropriation	50,106	-	-	-	-	-
District 6 Projects						
San Agustin Traffic Improv	4,979	4,979	4,979	-	-	4,979

**CITY OF LAREDO, TEXAS  
CAPITAL IMPROVEMENTS FUND  
PROJECT BUDGET  
FY 2009-2010**

	ORIGINAL BUDGET FY 08-09	AMENDED BUDGET FY 08-09	INCEPTION TO 09/30/08	TOTAL ESTIMATE FY 08-09	ADOPTED BUDGET FY 09-10	TOTAL PROJECT BUDGET FY 09-10
Winfield Traffic Light	60,000	60,000	60,000	-	-	60,000
Northstar Speed Humps	4,889	4,889	4,889	-	-	4,889
Speed Humps-Northridge Lp	2,716	2,716	2,716	-	-	2,716
Speed Humps-Martinique	3,331	3,331	3,330	1	-	3,331
Speed Humps-Rolling Hills	3,000	3,000	3,000	-	-	3,000
Shalom/Shama St Resurfacing	14,100	14,100	14,100	-	-	14,100
San Dario/del Mar pavers	4,506	4,506	4,505	1	-	4,506
Speed Humps-Merlin Drive	8,203	8,203	8,203	-	-	8,203
Village Blvd Guardrail	5,107	5,107	5,107	-	-	5,107
Sidewalks-Greenland Ave.	7,300	7,300	7,300	-	-	7,300
Speed Humps-Denmark Street	3,704	3,704	3,703	1	-	3,704
Canterbury/Downing Lights	3,100	3,100	3,100	-	-	3,100
Del Mar Little League	20,000	20,000	7,991	12,009	-	20,000
Reserve Appropriation	1,620	1,620	-	1,620	-	1,620
District 7 Projects						
Del Mar Int'l Park Paving	21,574	21,574	21,574	-	-	21,574
West Ldo/CPL Road Ph II	44,697	44,697	-	44,697	-	44,697
Rancho Viejo Entrance Rail	508	508	507	1	-	508
Juarez Street Sidewalks	7,000	7,000	7,000	-	-	7,000
El Gato/Auburn St. Improv.	7,906	7,906	7,906	-	-	7,906
McNaboe Park Bleachers	6,200	6,200	6,200	-	-	6,200
Lafayette Utility Post	2,620	2,620	2,620	-	-	2,620
Rancho Viejo Sidewalks	31,000	31,000	30,860	140	-	31,000
McNaboe Park Storage	4,500	4,500	4,500	-	-	4,500
School Flasher-Washington	750	750	385	365	-	750
District 7 Projects (Cont.)						
Speed Humps-Eagle Pass	4,250	4,250	3,381	869	-	4,250
Reserve Appropriation	440	408	-	408	-	408
District 8 Projects						
Zacate Creek Oleanders	1,267	1,267	1,267	-	-	1,267
S. Fco Javier Playground	30,000	30,000	-	30,000	-	30,000
Tatangelo Walkway Study	4,800	4,800	4,800	-	-	4,800
Monterrey Ave. Speed Humps	3,000	3,000	-	3,000	-	3,000
Street Light Improvements	10,438	10,438	10,437	1	-	10,438
Sidewalks-Davis/Vidaurre	13,000	13,000	12,921	79	-	13,000
Land Acquisition-Rdlfo Garcia	21,500	21,500	21,395	105	-	21,500
Zacate Creek Landscaping	24,811	24,811	16,847	7,964	-	24,811
Reserve Appropriation	45	45	-	45	-	45
Total FY 2004 District Projects	1,077,983	1,077,951	747,190	330,761	-	1,077,951
Total Districts Discretionary Funds	4,260,000	4,260,000	3,898,698	361,302	-	4,260,000
<b>TOTAL EXPENDITURES</b>	<b>37,889,289</b>	<b>38,838,014</b>	<b>22,373,621</b>	<b>16,464,393</b>	<b>4,188,985</b>	<b>43,026,999</b>
<b>CLOSING BALANCE</b>	<b>-</b>	<b>-</b>	<b>11,439,637</b>	<b>2,491,428</b>	<b>-</b>	<b>-</b>

# **Airport Construction Fund**

**CITY OF LAREDO, TEXAS**  
**AIRPORT CONSTRUCTION FUND**  
**PROJECT BUDGET**  
**FY 2009-2010**

DESCRIPTION	ORIGINAL BUDGET FY 08-09	AMENDED BUDGET FY 08-09	INCEPTION TO 09/30/08	TOTAL ESTIMATE FY 08-09	ADOPTED BUDGET FY 09-10	TOTAL PROJECT BUDGET FY 09-10
<b>OPENING BALANCE</b>	-	-	-	<b>359,634</b>	-	-
<b>REVENUES</b>						
Federal Aviation Administration						
FAA Grant #38 - ARFF	1,314,480	1,314,480	1,266,091	48,389	-	1,314,480
FAA Grant #41 - Rwy,Twy,Apron	4,276,134	4,276,134	4,142,384	133,750	-	4,276,134
FAA Grant #42 - Twy, Apron	5,449,747	-	5,292,672	-	-	-
FAA Grant #44 - Rwy 17R/35L	4,271,932	4,271,932	4,248,865	23,067	-	4,271,932
FAA Grant #46 - RPZ	1,000,000	1,000,000	5,212	994,788	-	1,000,000
FAA Grant #47 - Noise Abate.	2,000,000	2,000,000	1,346,567	653,433	-	2,000,000
FAA Grant #48 - EMAS,Cargo Pa	1,424,968	1,424,968	1,187,150	237,818	-	1,424,968
FAA Grant #49 -	7,500,000	7,500,000	7,467,795	32,205	-	7,500,000
FAA Grant#50	2,000,000	2,000,000	809,606	1,190,394	-	2,000,000
Apron/Runway 14/32	4,513,444	4,513,444	4,298,867	214,577	-	4,513,444
FAA Grant#52	2,000,000	2,000,000	-	2,000,000	150,914	2,000,000
FAA Grant#53	4,416,530	4,416,530	231,357	4,185,173	-	4,416,530
FAA Grant#54	-	390,964	-	390,964	-	390,964
FAA Grant#55	-	3,540,981	-	3,540,981	-	3,540,981
U.S. Department of Transportation Grant						
Comm. Air Service Develop.	400,000	-	399,936	-	-	-
State Grants						
Routine Airport Maint. Prog '07	50,000	-	49,969	-	-	-
Routine Airport Maint. Prog '08	50,000	-	49,998	-	-	-
Routine Airport Maint. Prog '09	-	50,000	-	50,000	-	50,000
Routine Airport Maint. Prog '10	-	-	-	-	50,000	50,000
Transfers In:						
Airport	2,012,941	1,676,112	2,012,939	50,002	50,000	1,726,112
Noise Abatement Lease	-	2,250,000	-	2,250,000	-	2,250,000
Convention and Visitors	100,000	-	100,000	-	-	-
Interest Earnings	149,031	149,031	147,927	5,000	4,500	157,427
Net Increase (Decrease) in the						
Fair Value of Investments	-	-	469	-	-	-
Reimburse- Prior Year Expense	-	-	45,979	45,979	-	45,979
Other Charges	-	-	87,600	-	-	-
Grant Residuals	210,018	210,018	210,018	8,316	-	218,334
<b>TOTAL REVENUES</b>	<b>43,139,225</b>	<b>42,984,594</b>	<b>33,401,401</b>	<b>16,054,836</b>	<b>255,414</b>	<b>43,147,285</b>
<b>TOTAL AVAILABLE</b>	<b>43,139,225</b>	<b>42,984,594</b>	<b>33,401,401</b>	<b>16,414,470</b>	<b>255,414</b>	<b>43,147,285</b>
<b>EXPENDITURES</b>						
FAA Grant #55						
Capital Outlay	-	3,540,981	-	3,540,981	-	3,540,981
Total FAA Grant # 55	-	3,540,981	-	3,540,981	-	3,540,981

**CITY OF LAREDO, TEXAS**  
**AIRPORT CONSTRUCTION FUND**  
**PROJECT BUDGET**  
**FY 2009-2010**

DESCRIPTION	ORIGINAL BUDGET FY 08-09	AMENDED BUDGET FY 08-09	INCEPTION TO 09/30/08	TOTAL ESTIMATE FY 08-09	ADOPTED BUDGET FY 09-10	TOTAL PROJECT BUDGET FY 09-10
FAA Grant #38-ARFF Station Cargo						
Materials and Supplies	9,622	9,622	9,354	268	-	9,622
Contractual Services	208,615	208,615	178,290	30,325	-	208,615
Capital Outlay	1,242,297	1,242,297	1,219,124	23,173	-	1,242,297
<b>Total FAA Grant #38 - ARFF</b>	<b>1,460,534</b>	<b>1,460,534</b>	<b>1,406,768</b>	<b>53,766</b>	<b>-</b>	<b>1,460,534</b>
Comm. Air Service Development						
Materials & Supplies	12,997	-	12,996	-	-	-
Contractual Services	487,003	-	486,924	-	-	-
<b>Total Comm. Air Service Develop.</b>	<b>500,000</b>	<b>-</b>	<b>499,920</b>	<b>-</b>	<b>-</b>	<b>-</b>
FAA Grant #41 - Rwy, Twy, Apron						
Materials and Supplies	1,411	1,411	1,411	-	-	1,411
Contractual Services	297,034	297,034	280,490	16,544	-	297,034
Capital Outlay	4,202,749	4,202,749	4,078,503	124,246	-	4,202,749
<b>Total FAA Grant #41 - Rwy, Twy</b>	<b>4,501,194</b>	<b>4,501,194</b>	<b>4,360,404</b>	<b>140,790</b>	<b>-</b>	<b>4,501,194</b>
FAA Grant #42 - Twy, Apron						
Material & Supplies	33,126	-	33,125	-	-	-
Contractual Services	434,792	-	414,553	-	-	-
Capital Outlay	5,268,658	-	5,211,157	-	-	-
<b>Total FAA Grant #42 - Twy, Apron</b>	<b>5,736,576</b>	<b>-</b>	<b>5,658,835</b>	<b>-</b>	<b>-</b>	<b>-</b>
FAA Grant #44 - Rwy 17R/35L						
Materials and Supplies	14,135	14,135	14,134	1	-	14,135
Contractual Services	355,678	380,786	378,713	2,073	-	380,786
Capital Outlay	4,126,958	4,101,850	4,079,640	22,210	-	4,101,850
<b>Total FAA Grant #44 -Rwy17R/35L</b>	<b>4,496,771</b>	<b>4,496,771</b>	<b>4,472,487</b>	<b>24,284</b>	<b>-</b>	<b>4,496,771</b>
Operations Trans Activity						
Contractual Services	8,200	8,200	8,004	196	-	8,200
Capital Outlay	192,143	192,143	191,992	151	-	192,143
Transfer Out: Airport Fund	425,243	425,243	425,243	-	-	425,243
<b>Total Operations Trans Activity</b>	<b>625,586</b>	<b>625,586</b>	<b>625,239</b>	<b>347</b>	<b>-</b>	<b>625,586</b>
FAA Grant #46 - RPZ						
Contractual Services	4,526	6,626	5,487	1,139	-	6,626
Capital Outlay	1,048,106	1,046,006	-	1,046,006	-	1,046,006
<b>Total FAA Grant #46 - RPZ</b>	<b>1,052,632</b>	<b>1,052,632</b>	<b>5,487</b>	<b>1,047,145</b>	<b>-</b>	<b>1,052,632</b>
Routine Airport Maint. 2007						
Materials and Supplies	100,000	-	99,937	-	-	-
<b>Total Routine Airport Maint. 2007</b>	<b>100,000</b>	<b>-</b>	<b>99,937</b>	<b>-</b>	<b>-</b>	<b>-</b>



**CITY OF LAREDO, TEXAS**  
**AIRPORT CONSTRUCTION FUND**  
**PROJECT BUDGET**  
**FY 2009-2010**

DESCRIPTION	ORIGINAL BUDGET FY 08-09	AMENDED BUDGET FY 08-09	INCEPTION TO 09/30/08	TOTAL ESTIMATE FY 08-09	ADOPTED BUDGET FY 09-10	TOTAL PROJECT BUDGET FY 09-10
FAA Grant #49						
Contractual Services	250,031	362,487	334,689	27,798	-	362,487
Capital Outlay	7,249,969	7,137,513	7,133,105	4,408	-	7,137,513
<b>Total FAA Grant #49</b>	<b>7,500,000</b>	<b>7,500,000</b>	<b>7,467,794</b>	<b>32,206</b>	<b>-</b>	<b>7,500,000</b>
FAA Grant #47 - Noise Abatement						
Contractual Services	2,000,000	1,534,209	1,346,567	187,642	-	1,534,209
Capital Outlay	-	465,791	-	465,791	-	465,791
<b>Total FAA Grant #47 - Noise Abate</b>	<b>2,000,000</b>	<b>2,000,000</b>	<b>1,346,567</b>	<b>653,433</b>	<b>-</b>	<b>2,000,000</b>
FAA Grant #48 - EMAS, Cargo Pads						
Contractual Services	592,057	592,057	354,241	237,816	-	592,057
Capital Outlay	832,911	832,911	832,909	2	-	832,911
<b>Total FAA Grant #48 - EMAS, Pad</b>	<b>1,424,968</b>	<b>1,424,968</b>	<b>1,187,150</b>	<b>237,818</b>	<b>-</b>	<b>1,424,968</b>
FAA Proposed Rehab Grant						
Transfer Out:						
Airport Fund	197,771	197,771	197,771	-	-	197,771
<b>Total FAA Proposed Rehab Grant</b>	<b>197,771</b>	<b>197,771</b>	<b>197,771</b>	<b>-</b>	<b>-</b>	<b>197,771</b>
FAA Grant #50						
Personnel	148,900	148,900	19,164	129,736	-	148,900
Materials and Supplies	14,425	14,425	312	14,113	-	14,425
Contractual Services	636,675	1,300,759	304,464	996,295	-	1,300,759
Capital Outlay	1,200,000	535,916	485,669	50,247	-	535,916
<b>Total FAA Grant #50</b>	<b>2,000,000</b>	<b>2,000,000</b>	<b>809,609</b>	<b>1,190,391</b>	<b>-</b>	<b>2,000,000</b>
Routine Airport Maint. 2008						
Materials and Supplies	100,000	-	99,996	-	-	-
<b>Total Routine Airport Maint. 2008</b>	<b>100,000</b>	<b>-</b>	<b>99,996</b>	<b>-</b>	<b>-</b>	<b>-</b>
GA Apron/Runway 14/32						
Contractual Services	493,463	669,427	474,566	194,861	-	669,427
Other Charges	213,977	19,714	-	19,714	-	19,714
Capital Outlay	3,806,004	3,824,303	3,824,303	-	-	3,824,303
<b>Total FAA GA Apron/Runway 14/32</b>	<b>4,513,444</b>	<b>4,513,444</b>	<b>4,298,869</b>	<b>214,575</b>	<b>-</b>	<b>4,513,444</b>
Routine Airport Maint. 2009						
Materials and Supplies	-	100,000	-	100,000	-	100,000
<b>Total Routine Airport Maint. 2009</b>	<b>-</b>	<b>100,000</b>	<b>-</b>	<b>100,000</b>	<b>-</b>	<b>100,000</b>

**CITY OF LAREDO, TEXAS**  
**AIRPORT CONSTRUCTION FUND**  
**PROJECT BUDGET**  
**FY 2009-2010**

DESCRIPTION	ORIGINAL BUDGET FY 08-09	AMENDED BUDGET FY 08-09	INCEPTION TO 09/30/08	TOTAL ESTIMATE FY 08-09	ADOPTED BUDGET FY 09-10	TOTAL PROJECT BUDGET FY 09-10
Routine Airport Maint. 2010						
Materials and Supplies	-	-	-	-	100,000	100,000
<b>Total Routine Airport Maint. 2010</b>	<b>-</b>	<b>-</b>	<b>-</b>	<b>-</b>	<b>100,000</b>	<b>100,000</b>
FAA Ineligible						
Materials and Supplies	22,551	22,551	22,551	-	-	22,551
Contractual Services	136,164	136,163	135,607	576	-	136,183
Other Charges	237,213	237,214	1	350,148	4,500	299,885
Capital Outlay	28,767	28,767	27,672	1,095	-	28,767
<b>Total FAA Ineligible</b>	<b>424,695</b>	<b>424,695</b>	<b>185,831</b>	<b>351,819</b>	<b>4,500</b>	<b>487,386</b>
FAA Grant #52						
Personnel	-	138,900	-	138,900	150,914	138,900
Materials and Supplies	-	11,900	-	11,900	-	11,900
Contractual Services	-	899,200	-	899,200	-	899,200
Other	2,000,000	-	-	-	-	-
Capital Outlay	-	950,000	-	950,000	-	950,000
<b>Total FAA Grant #52</b>	<b>2,000,000</b>	<b>2,000,000</b>	<b>-</b>	<b>2,000,000</b>	<b>150,914</b>	<b>2,000,000</b>
FAA Grant #53						
Contractual Services	-	321,260	224	321,036	-	321,260
Other	4,416,530	901,357	-	901,357	-	901,357
Capital Outlay	-	3,193,913	231,133	2,962,780	-	3,193,913
<b>Total FAA Grant #53</b>	<b>4,416,530</b>	<b>4,416,530</b>	<b>231,357</b>	<b>4,185,173</b>	<b>-</b>	<b>4,416,530</b>
Development and Improvements						
Contractual Services	88,524	338,524	87,746	250,778	-	338,524
Capital Outlay	-	2,000,000	-	2,000,000	-	2,000,000
<b>Total Development and Improv.</b>	<b>88,524</b>	<b>2,338,524</b>	<b>87,746</b>	<b>2,250,778</b>	<b>-</b>	<b>2,338,524</b>
FAA Grant #54						
Capital Outlay	-	390,964	-	390,964	-	390,964
<b>Total FAA Grant #54</b>	<b>-</b>	<b>390,964</b>	<b>-</b>	<b>390,964</b>	<b>-</b>	<b>390,964</b>
<b>TOTAL EXPENDITURES</b>	<b>43,139,225</b>	<b>42,984,594</b>	<b>33,041,767</b>	<b>16,414,470</b>	<b>255,414</b>	<b>43,147,285</b>
<b>CLOSING BALANCE</b>	<b>-</b>	<b>-</b>	<b>359,634</b>	<b>-</b>	<b>-</b>	<b>-</b>

# **Capital Projects**

**CITY OF LAREDO, TEXAS  
CONTRACTUAL OBLIGATIONS  
PROJECT BUDGET  
FY 2009-2010**

DESCRIPTION	ORIGINAL BUDGET FY 08-09	AMENDED BUDGET FY 08-09	INCEPTION TO 09/30/08	TOTAL ESTIMATE FY 08-09	ADOPTED BUDGET FY 09-10	TOTAL PROJECT BUDGET FY 09-10
<b>OPENING BALANCE</b>	-	-	-	3,906,475	-	-
<b>REVENUES</b>						
Contractual Obligations 2003 Issue:						
Bond Proceeds 2003 Series	2,795,000	2,795,000	2,795,000	-	-	2,795,000
Interest Earnings	40,717	40,717	42,901	-	-	42,901
Reimburse-Prior Year Expense	10,072	10,072	10,073	-	-	10,073
Reimburse-Damaged Property	25,000	25,000	25,000	-	-	25,000
Contractual Obligations 2006 Issue:						
Bond Proceeds 2006 Series	3,680,000	3,680,000	3,680,000	-	-	3,680,000
Interest Earnings	120,000	120,000	141,747	12,996	6,157	160,900
Reimburse-Prior Year Expense	-	-	23,895	-	-	23,895
Sale of Vehicles	30,000	30,000	30,000	-	-	30,000
Transfer In:						
General Fund	640,000	640,000	640,000	-	-	640,000
Contractual Obligations 2008 Issue:						
Bond Proceeds 2008 Series	3,555,000	3,555,000	3,555,000	-	-	3,555,000
Interest Earnings	-	-	43,958	29,127	4,243	77,328
Prior Year Reimbursements	-	-	-	7,098	-	7,098
<b>TOTAL REVENUES</b>	<b>10,895,789</b>	<b>10,895,789</b>	<b>10,987,574</b>	<b>49,221</b>	<b>10,400</b>	<b>11,047,195</b>
<b>TOTAL AVAILABLE</b>	<b>10,895,789</b>	<b>10,895,789</b>	<b>10,987,574</b>	<b>3,955,696</b>	<b>10,400</b>	<b>11,047,195</b>
<b>EXPENDITURES</b>						
Contractual Obligations 2003 CO Issue:						
Computer Hardware/Software	26,796	26,796	26,796	-	-	26,796
Minor Apparatus and Tools	118,036	118,036	118,036	-	-	118,036
Safety Equipment	232,534	232,534	232,534	-	-	232,534
Arbitrage Services	780	780	780	-	-	780
Machinery & Equipment	374,456	374,456	374,456	-	-	374,456
Computer Hardware	97,458	97,458	97,457	1	-	97,458
Computer Software	46,799	46,799	46,799	-	-	46,799
Automotive	1,912,780	1,912,780	1,912,780	-	-	1,912,780
Bond Issuance Cost	61,150	61,150	61,150	-	-	61,150
Transfer Out:						
Debt Service	-	-	2,185	-	-	2,185
Total 2003 CO Issue	2,870,789	2,870,789	2,872,973	1	-	2,872,974

**CITY OF LAREDO, TEXAS  
CONTRACTUAL OBLIGATIONS  
PROJECT BUDGET  
FY 2009-2010**

DESCRIPTION	ORIGINAL BUDGET FY 08-09	AMENDED BUDGET FY 08-09	INCEPTION TO 09/30/08	TOTAL ESTIMATE FY 08-09	ADOPTED BUDGET FY 09-10	TOTAL PROJECT BUDGET FY 09-10
Contractual Obligations 2006 CO Issue:						
Computer Hardware/Software	106,896	122,469	93,177	29,292	-	122,469
Minor Apparatus and Tools	94,693	109,693	94,184	15,509	-	109,693
Machinery & Equipment	314,121	321,804	157,345	164,459	-	321,804
Computer Hardware	379,887	379,887	348,320	31,567	-	379,887
Computer Software	710,385	687,129	640,915	46,214	-	687,129
Automotive	2,151,066	2,136,066	2,107,528	28,538	-	2,136,066
Bond Issuance Cost	71,029	71,029	71,029	-	-	71,029
Reserve Appropriation	1,923	1,923	-	60,561	6,157	66,718
Transfer Out:						
General Fund	640,000	640,000	640,000	-	-	640,000
<b>Total 2006 CO Issue</b>	<b>4,470,000</b>	<b>4,470,000</b>	<b>4,152,498</b>	<b>376,140</b>	<b>6,157</b>	<b>4,534,795</b>
Contractual Obligations 2008 CO Issue:						
Investment Fees	-	-	628	187	-	815
Bond Issuance Cost	55,000	55,000	55,000	-	-	55,000
Reserve Appropriation	-	-	-	79,368	4,243	83,611
Transfer Out:						
Transit System	3,500,000	3,500,000	-	3,500,000	-	3,500,000
<b>Total 2008 CO Issue</b>	<b>3,555,000</b>	<b>3,555,000</b>	<b>55,628</b>	<b>3,579,555</b>	<b>4,243</b>	<b>3,639,426</b>
<b>TOTAL EXPENDITURES</b>	<b>10,895,789</b>	<b>10,895,789</b>	<b>7,081,099</b>	<b>3,955,696</b>	<b>10,400</b>	<b>11,047,195</b>
<b>CLOSING BALANCE</b>	<b>-</b>	<b>-</b>	<b>3,906,475</b>	<b>-</b>	<b>-</b>	<b>-</b>

**CITY OF LAREDO, TEXAS  
 COLONIAS PROJECT  
 PROJECT BUDGET  
 FY 2009-2010**

DESCRIPTION	ORIGINAL BUDGET FY 08-09	AMENDED BUDGET FY 08-09	INCEPTION TO 09/30/2008	TOTAL ESTIMATED FY 08-09	ADOPTED BUDGET FY 09-10	TOTAL PROJECT BUDGET FY 09-10
<b>OPENING BALANCE</b>	-	-	-	926,664	-	-
<b>REVENUES</b>						
Intergovernmental Revenue:						
Texas Water Development Board	119,250	119,250	119,249	1	-	119,250
EDAP Grant	25,370,151	25,370,151	15,676,041	9,694,110	-	25,370,151
BECC Grant	264,000	264,000	178,485	85,515	-	264,000
BEIF Grant	6,231,450	6,231,450	2,129,944	4,101,506	-	6,231,450
Webb County	539,750	539,750	539,750	-	-	539,750
Interest Earnings	80,161	80,161	84,079	8,055	11,800	103,934
Reimburse and Miscellaneous	915,000	915,000	959,801	286,050	-	1,245,851
Transfers In:						
Waterworks System	1,299,350	1,299,350	1,293,411	5,939	-	1,299,350
Sewer System	1,140,475	1,140,475	1,042,072	98,403	-	1,140,475
<b>TOTAL REVENUES</b>	<b>35,959,587</b>	<b>35,959,587</b>	<b>22,022,832</b>	<b>14,279,579</b>	<b>11,800</b>	<b>36,314,211</b>
<b>TOTAL AVAILABLE</b>	<b>35,959,587</b>	<b>35,959,587</b>	<b>22,022,832</b>	<b>15,206,243</b>	<b>11,800</b>	<b>36,314,211</b>
<b>EXPENDITURES</b>						
Webb County Colonias:						
Contractual Services	4,588,682	4,588,682	4,392,304	196,378	-	4,588,682
Reserve Appropriation	105,661	105,661	-	448,485	11,800	460,285
Capital Outlay	24,386,257	24,386,257	13,935,696	10,450,561	-	24,386,257
Debt Service	147,537	147,537	124,036	23,501	-	147,537
Total Webb County Colonias	29,228,137	29,228,137	18,452,036	11,118,925	11,800	29,582,761
BEIF Grant:						
Contractual Services	2,286,400	2,286,400	850,775	1,435,625	-	2,286,400
Other Charges	621,925	621,925	-	621,925	-	621,925
Capital Outlay	3,323,125	3,323,125	1,293,357	2,029,768	-	3,323,125
Total BEIF Grant	6,231,450	6,231,450	2,144,132	4,087,318	-	6,231,450
Webb County-Tanquecitos:						
Capital Outlay	500,000	500,000	500,000	-	-	500,000
Total Webb County-Tanquecitos	500,000	500,000	500,000	-	-	500,000
<b>TOTAL EXPENDITURES</b>	<b>35,959,587</b>	<b>35,959,587</b>	<b>21,096,168</b>	<b>15,206,243</b>	<b>11,800</b>	<b>36,314,211</b>
<b>CLOSING BALANCE</b>	-	-	926,664	-	-	-

**CITY OF LAREDO, TEXAS**  
**PARKS CAPITAL GRANTS**  
**PROJECT BUDGET**  
**FY 2009-2010**

DESCRIPTION	ORIGINAL BUDGET FY 08-09	AMENDED BUDGET FY 08-09	INCEPTION TO 09/30/08	TOTAL ESTIMATE FY08-09	ADOPTED BUDGET FY 09-10	TOTAL PROJECT BUDGET FY 09-10
<b>OPENING BALANCE</b>	-	-	-	71,862	-	-
<b>REVENUES</b>						
Contributions	4,677,187	4,267,987	-	4,267,987	-	4,267,987
Interest Earnings	-	-	10,019	2,100	1,900	14,019
Net Increase (Decrease) in the Fair Value of Investments	-	-	103	-	-	103
Grants:						
Texas Dept. of Transportation	3,300,000	3,709,200	-	3,709,200	-	3,709,200
Texas Parks and Wildlife	1,085,073	1,085,073	20,161	1,064,912	-	1,085,073
Intergovernmental Revenue:						
Webb County	375,000	375,000	331,284	43,716	-	375,000
Transfer In:						
General Fund	148,541	148,541	148,541	-	-	148,541
2008 C.O. Bond	322,813	322,813	-	322,813	-	322,813
<b>TOTAL REVENUES</b>	<b>9,908,614</b>	<b>9,908,614</b>	<b>510,108</b>	<b>9,410,728</b>	<b>1,900</b>	<b>9,922,736</b>
<b>TOTAL AVAILABLE</b>	<b>9,908,614</b>	<b>9,908,614</b>	<b>510,108</b>	<b>9,482,590</b>	<b>1,900</b>	<b>9,922,736</b>
<b>EXPENDITURES</b>						
Contractual Services	30,614	30,614	28,101	2,513	-	30,614
Reserve Appropriation	-	1,700,554	-	1,712,776	1,900	1,714,676
Parks Projects:						
McNaboe Field Lights	50,000	50,000	41,000	9,000	-	50,000
Noon Lions Improvements	50,000	50,000	45,712	4,288	-	50,000
ATV Trails	703,000	703,000	-	703,000	-	703,000
Chacon Trails	7,800,000	6,099,446	78,860	6,020,586	-	6,099,446
Parks Impr-Outdoor Grant	1,000,000	1,000,000	-	1,000,000	-	1,000,000
McNaboe Splash Park	275,000	275,000	244,573	30,427	-	275,000
<b>TOTAL EXPENDITURES</b>	<b>9,908,614</b>	<b>9,908,614</b>	<b>438,246</b>	<b>9,482,590</b>	<b>1,900</b>	<b>9,922,736</b>
<b>CLOSING BALANCE</b>	-	-	71,862	-	-	-

**CITY OF LAREDO, TEXAS**  
**1998 CERTIFICATE OF OBLIGATION**  
**PROJECT BUDGET**  
**FY 2009-2010**

DESCRIPTION	ORIGINAL BUDGET FY 08-09	AMENDED BUDGET FY 08-09	INCEPTION TO 09/30/08	TOTAL ESTIMATE FY 08-09	ADOPTED BUDGET FY 09-10	TOTAL PROJECT BUDGET FY 09-10
<b>OPENING BALANCE</b>	-	-	-	332,862	-	-
<b>REVENUES</b>						
Proceeds-C.O. Issue	16,160,000	16,160,000	16,160,000	-	-	16,160,000
L.I.S.D.	155,825	155,825	155,825	-	-	155,825
Contributions	645,451	645,451	645,451	-	-	645,451
Interest Earnings	2,309,868	2,343,783	2,340,022	7,500	6,800	2,354,322
Net Increase (Decrease) in the Fair Value of Investments	-	-	531	-	-	531
Miscellaneous	43,151	43,151	43,151	-	-	43,151
Sale of Vehicles	250,000	250,000	250,000	-	-	250,000
Other Finance Sources:						
General Fund	259,000	259,000	259,000	-	-	259,000
EDA-DPW Infrastructure Fund	19,127	19,127	19,127	-	-	19,127
<b>TOTAL REVENUES</b>	<b>19,842,422</b>	<b>19,876,337</b>	<b>19,873,107</b>	<b>7,500</b>	<b>6,800</b>	<b>19,887,407</b>
<b>TOTAL AVAILABLE</b>	<b>19,842,422</b>	<b>19,876,337</b>	<b>19,873,107</b>	<b>340,362</b>	<b>6,800</b>	<b>19,887,407</b>
<b>EXPENDITURES</b>						
Drainage Projects:						
1200 Frost and Lyon	102,482	102,482	102,482	-	-	102,482
406 W. Plum/San Francisco	166,354	166,354	166,354	-	-	166,354
Flecha Lane	100,000	100,000	100,000	-	-	100,000
Laredo Manor	124,558	124,558	124,558	-	-	124,558
Texas Ave./Price St.	1,431,720	1,431,720	1,431,720	-	-	1,431,720
Tinaja Ch (Final Design) I	75,785	75,785	75,785	-	-	75,785
Drainage-Park/Chaparral	387,946	387,946	387,945	1	-	387,946
Zacate Creek U.R. Pilot Channel	300,000	300,000	300,000	-	-	300,000
Zacate Creek Erosion	563,253	563,253	563,253	-	-	563,253
Mcperson Acres Drainage Impr.	715,637	703,006	703,006	-	-	703,006
<b>Total Drainage Projects</b>	<b>3,967,735</b>	<b>3,955,104</b>	<b>3,955,103</b>	<b>1</b>	<b>-</b>	<b>3,955,104</b>
Street Projects:						
Cherry Hill Reconstruction	445,339	445,339	445,339	-	-	445,339
Alma Pierce Sidewalks	48,359	48,359	48,359	-	-	48,359
Calton Road Improvements	786,109	786,109	786,109	-	-	786,109
Cigarroa Parking Lot	164,389	164,389	164,389	-	-	164,389
Hilltop and/or Gallagher	358,207	358,207	358,207	-	-	358,207
Paving Project #60	9,768	9,768	9,768	-	-	9,768
Santa Maria Reconstruction	3,216,624	3,216,624	3,216,624	-	-	3,216,624
School Drop Offs	352,207	352,207	352,207	-	-	352,207
S. Meadow Bridge at Chacon	1,043,158	1,043,158	1,043,158	-	-	1,043,158
Signal 83 and Santa Barbara	1,024	1,024	1,023	1	-	1,024
Trautmann Elementary Sidewalk	71,971	71,971	71,971	-	-	71,971
Bartlett Ext. Feasibility	57	57	57	-	-	57
Calle Del Norte Sidewalk	20,405	20,405	20,405	-	-	20,405



**CITY OF LAREDO, TEXAS**  
**1998 CERTIFICATE OF OBLIGATION**  
**PROJECT BUDGET**  
**FY 2009-2010**

DESCRIPTION	ORIGINAL BUDGET FY 08-09	AMENDED BUDGET FY 08-09	INCEPTION TO 09/30/08	TOTAL ESTIMATE FY 08-09	ADOPTED BUDGET FY 09-10	TOTAL PROJECT BUDGET FY 09-10
Street Projects (Cont.):						
Hilltop Improvements	453,994	453,994	453,994	-	-	453,994
Orilla Street	289,052	289,052	289,052	-	-	289,052
Texas Avenue	148,392	148,392	148,392	-	-	148,392
Jacaman Road Extension	73,386	73,386	73,386	-	-	73,386
Signal FM 1472 at Mueller	100,535	100,535	100,535	-	-	100,535
Bustamante Mcpherson & Stone	63,169	63,169	63,169	-	-	63,169
Traffic Signal Components	24,375	24,375	24,375	-	-	24,375
SH359/Concord Hill Signal	35,935	35,935	35,935	-	-	35,935
Del Mar Boulevard Widening	4,900	4,900	4,900	-	-	4,900
Del Mar Wdng-Fenwick-Mcph	1,058,288	1,058,288	1,058,288	-	-	1,058,288
Rancho Viejo Entrance Prj	70,351	70,351	70,351	-	-	70,351
Lowry RD Resurfacing	17,466	17,466	17,466	-	-	17,466
Zacatecas Street Project	100,000	6,611	6,612	-	-	6,612
McPher/Counrty Club Signals	42,272	42,272	42,272	-	-	42,272
Rancho Viejo Drainage	61,224	61,224	61,224	-	-	61,224
Traffic Improvements	49,466	49,466	49,466	-	-	49,466
Bartlett Avenue Extension	-	144,588	-	144,588	-	144,588
<b>Total Street Projects</b>	<b>9,110,422</b>	<b>9,161,621</b>	<b>9,017,033</b>	<b>144,589</b>	<b>-</b>	<b>9,161,622</b>
Building Improvements:						
Canizales Gym	173,509	173,509	173,509	-	-	173,509
Library	672,541	672,541	672,541	-	-	672,541
Municipal Court Repairs	19,500	19,500	19,500	-	-	19,500
Transfer Out:						
DPW Infrastructure	2,500,000	2,500,000	2,500,000	-	-	2,500,000
<b>Total Building Improvements</b>	<b>3,365,550</b>	<b>3,365,550</b>	<b>3,365,550</b>	<b>-</b>	<b>-</b>	<b>3,365,550</b>
Capital Outlay:						
Land	183,030	183,030	183,030	-	-	183,030
Automotive Equipment	2,095,202	2,095,202	2,095,202	-	-	2,095,202
Machinery / Equipment	131,240	131,240	131,240	-	-	131,240
<b>Total Capital Outlay</b>	<b>2,409,472</b>	<b>2,409,472</b>	<b>2,409,472</b>	<b>-</b>	<b>-</b>	<b>2,409,472</b>
Other:						
Minor Apparatus & Tools	49,073	49,073	49,073	-	-	49,073
Investment Fees	132	212	127	85	-	212
Bond Costs	96,748	96,748	96,748	-	-	96,748
Arbitrage Rebate Services	238,083	238,083	238,083	-	-	238,083
Reserve Appropriation	4,733	-	-	4,269	6,800	11,069
Transfer Out - Capital Improvements Fund	600,474	600,474	409,056	191,418	-	600,474
<b>Total Other</b>	<b>989,243</b>	<b>984,590</b>	<b>793,087</b>	<b>195,772</b>	<b>6,800</b>	<b>995,659</b>
<b>TOTAL EXPENDITURES</b>	<b>19,842,422</b>	<b>19,876,337</b>	<b>19,540,245</b>	<b>340,362</b>	<b>6,800</b>	<b>19,887,407</b>
<b>CLOSING BALANCE</b>	<b>-</b>	<b>-</b>	<b>332,862</b>	<b>-</b>	<b>-</b>	<b>-</b>

**CITY OF LAREDO, TEXAS**  
**2000 A CERTIFICATE OF OBLIGATION**  
**PROJECT BUDGET**  
**FY 2009-2010**

DESCRIPTION	ORIGINAL BUDGET FY 08-09	AMENDED BUDGET FY 08-09	INCEPTION TO 09-30-08	TOTAL ESTIMATE FY 08-09	ADOPTED BUDGET FY 09-10	TOTAL PROJECT BUDGET FY 09-10
<b>OPENING BALANCE</b>	-	-	-	163,077	-	-
<b>REVENUES</b>						
Proceeds-C.O. Issue	9,365,000	9,365,000	9,365,000	-	-	9,365,000
Interest Earnings	645,282	645,282	650,558	2,018	1,700	654,276
Reimburse - Prior Year Expense	12,918	12,918	12,918	-	-	12,918
Contributions	2,000,000	2,000,000	2,000,000	-	-	2,000,000
Transfer In:						
General Fund	2,298,347	2,298,347	2,298,347	-	-	2,298,347
CIF Fund	200,000	200,000	200,000	-	-	200,000
<b>TOTAL REVENUES</b>	<b>14,521,547</b>	<b>14,521,547</b>	<b>14,526,823</b>	<b>2,018</b>	<b>1,700</b>	<b>14,530,541</b>
<b>TOTAL AVAILABLE</b>	<b>14,521,547</b>	<b>14,521,547</b>	<b>14,526,823</b>	<b>165,095</b>	<b>1,700</b>	<b>14,530,541</b>
<b>EXPENDITURES</b>						
Street Projects:						
Santa Maria Reconstruction	686,932	686,932	686,932	-	-	686,932
Shiloh Blvd. Extension	101,400	101,400	96,308	5,092	-	101,400
Jacaman Road Extension	757,260	757,260	757,260	-	-	757,260
Bartlett Ave. Extension	-	10,212	-	10,212	-	10,212
Shiloh Widening	689,585	689,585	689,585	-	-	689,585
Springfield / Calle Del Norte	77,157	77,157	77,157	-	-	77,157
Cuatro Vientos Road	605,667	605,667	584,018	21,649	-	605,667
Bartlett / Hillside to Gale	755,277	755,277	755,277	-	-	755,277
McPherson Widening Phase I	844,913	844,913	844,913	-	-	844,913
Springfield Ave. Extension	958,864	958,864	958,864	-	-	958,864
<b>Total Street Projects</b>	<b>5,477,055</b>	<b>5,487,267</b>	<b>5,450,314</b>	<b>36,953</b>	<b>-</b>	<b>5,487,267</b>
Improvements:						
Municipal Court	3,232,978	3,232,978	3,232,978	-	-	3,232,978
Three Police Substations	51,563	50,505	50,505	-	-	50,505
City Inner Park	3,007,607	2,998,480	2,998,480	-	-	2,998,480
Meadow at TexMex Analysis	73,344	73,344	73,344	-	-	73,344
Police Fence	417,000	417,000	317,907	99,093	-	417,000
<b>Total Building Improvements</b>	<b>6,782,492</b>	<b>6,772,307</b>	<b>6,673,214</b>	<b>99,093</b>	<b>-</b>	<b>6,772,307</b>

**CITY OF LAREDO, TEXAS**  
**2000 A CERTIFICATE OF OBLIGATION**  
**PROJECT BUDGET**  
**FY 2009-2010**

DESCRIPTION	ORIGINAL BUDGET FY 08-09	AMENDED BUDGET FY 08-09	INCEPTION TO 09-30-08	TOTAL ESTIMATE FY 08-09	ADOPTED BUDGET FY 09-10	TOTAL PROJECT BUDGET FY 09-10
Other:						
Contractual Services	6,355	6,328	6,328	-	-	6,328
Other Charges	21,755	21,755	-	29,049	1,700	30,749
Debt Service	68,890	68,890	68,890	-	-	68,890
Transfer Out:						
General Fund	2,165,000	2,165,000	2,165,000	-	-	2,165,000
Total Other	2,262,000	2,261,973	2,240,218	29,049	1,700	2,270,967
<b>TOTAL EXPENDITURES</b>	<b>14,521,547</b>	<b>14,521,547</b>	<b>14,363,746</b>	<b>165,095</b>	<b>1,700</b>	<b>14,530,541</b>
<b>CLOSING BALANCE</b>	<b>-</b>	<b>-</b>	<b>163,077</b>	<b>-</b>	<b>-</b>	<b>-</b>

**CITY OF LAREDO, TEXAS**  
**2002 CERTIFICATE OF OBLIGATION**  
**PROJECT BUDGET**  
**FY 2009-2010**

DESCRIPTION	ORIGINAL BUDGET FY 08-09	AMENDED BUDGET FY 08-09	INCEPTION TO 09/30/08	TOTAL ESTIMATE FY 08-09	ADOPTED BUDGET FY 09-10	TOTAL PROJECT BUDGET FY 09-10
<b>OPENING BALANCE</b>	-	-	-	794,121	56,147	-
<b>REVENUES</b>						
Sale of Land	1,091,219	1,091,219	-	1,091,219	-	1,091,219
Revenue Bond Proceeds	9,925,000	9,925,000	9,925,000	-	-	9,925,000
Reimbursements	15,795	15,795	15,795	-	-	15,795
Interest Earnings	232,816	232,816	266,868	18,457	16,300	301,625
Other	-	-	3,638	-	-	3,638
<b>TOTAL REVENUES</b>	<b>11,264,830</b>	<b>11,264,830</b>	<b>10,211,301</b>	<b>1,109,676</b>	<b>16,300</b>	<b>11,337,277</b>
<b>TOTAL AVAILABLE</b>	<b>11,264,830</b>	<b>11,264,830</b>	<b>10,211,301</b>	<b>1,903,797</b>	<b>72,447</b>	<b>11,337,277</b>
<b>EXPENDITURES</b>						
Contractual Services	2,643	2,643	2,637	6	-	2,643
Reserve Appropriation	1,186,295	1,186,295	-	1,186,295	72,447	1,258,742
Bond Issuance Costs	225,000	225,000	225,000	-	-	225,000
Capital Outlay	5,228,463	5,228,463	4,567,114	661,349	-	5,228,463
Transfers Out:						
Fire Training Facility	982,636	982,636	982,636	-	-	982,636
Solid Waste Fund	3,639,793	3,639,793	3,639,793	-	-	3,639,793
<b>TOTAL EXPENDITURES</b>	<b>11,264,830</b>	<b>11,264,830</b>	<b>9,417,180</b>	<b>1,847,650</b>	<b>72,447</b>	<b>11,337,277</b>
<b>CLOSING BALANCE</b>	-	-	794,121	56,147	-	-

**CITY OF LAREDO, TEXAS**  
**2003 CERTIFICATE OF OBLIGATION**  
**PROJECT BUDGET**  
**FY 2009-2010**

DESCRIPTION	ORIGINAL BUDGET FY 08-09	AMENDED BUDGET FY 08-09	INCEPTION TO 09/30/08	TOTAL ESTIMATE FY08-09	ADOPTED BUDGET FY 09-10	TOTAL PROJECT BUDGET FY 09-10
<b>OPENING BALANCE</b>	-	-	-	106,175	-	-
<b>REVENUES</b>						
Contributions	31,023	31,023	31,023	-	-	31,023
Reimburse-Prior Year Expense	16,146	16,146	16,146	-	-	16,146
Interest Earnings	221,447	221,447	179,131	2,500	2,300	183,931
Net Increase (Decrease) in the Fair Value of Investments	-	-	152	(152)	-	-
Transfer In:						
Fire Training Facility	58,000	58,000	58,000	-	-	58,000
2003 C.O. issue	3,510,000	3,510,000	3,510,000	-	-	3,510,000
<b>TOTAL REVENUES</b>	<b>3,836,616</b>	<b>3,836,616</b>	<b>3,794,452</b>	<b>2,348</b>	<b>2,300</b>	<b>3,799,100</b>
<b>TOTAL AVAILABLE</b>	<b>3,836,616</b>	<b>3,836,616</b>	<b>3,794,452</b>	<b>108,523</b>	<b>2,300</b>	<b>3,799,100</b>
<b>EXPENDITURES</b>						
Contractual Services	833	827	827	-	-	827
Other Charges	70,938	48,200	-	8,384	2,300	10,684
Capital Outlay	31,023	31,023	31,023	-	-	31,023
Debt Service	70,000	70,000	70,000	-	-	70,000
Zacate Creek Upper Pilot	290,000	290,000	290,000	-	-	290,000
Laredo Street Drainage	444,000	438,880	438,879	1	-	438,880
McPherson Acres Drainage	535,822	504,607	504,606	1	-	504,607
Chacon Creek Tributary	770,000	768,205	768,205	-	-	768,205
Bartlett Ave. Extension	-	100,137	-	100,137	-	100,137
South Laredo Fire Station	1,624,000	1,584,737	1,584,737	-	-	1,584,737
<b>TOTAL EXPENDITURES</b>	<b>3,836,616</b>	<b>3,836,616</b>	<b>3,688,277</b>	<b>108,523</b>	<b>2,300</b>	<b>3,799,100</b>
<b>CLOSING BALANCE</b>	<b>-</b>	<b>-</b>	<b>106,175</b>	<b>-</b>	<b>-</b>	<b>-</b>

**CITY OF LAREDO, TEXAS**  
**2005 CERTIFICATE OF OBLIGATION**  
**PROJECT BUDGET**  
**FY 2009-2010**

DESCRIPTION	ORIGINAL BUDGET FY 08-09	AMENDED BUDGET FY 08-09	INCEPTION TO 09/30/08	TOTAL ESTIMATE FY08-09	ADOPTED BUDGET FY 09-10	TOTAL PROJECT BUDGET FY 09-10
<b>OPENING BALANCE</b>	-	-	-	<b>3,088,539</b>	-	-
<b>REVENUES</b>						
Bond Proceeds	15,625,000	15,625,000	15,625,000	-	-	15,625,000
Interest Earnings	915,771	1,178,733	1,156,279	43,607	43,500	1,243,386
Premium	285,525	285,525	285,525	-	-	285,525
Reimburse-Prior Year Expense	-	-	10,627	461,803	-	472,430
Transfer In:						
Risk Management	352,874	352,874	352,874	-	-	352,874
<b>TOTAL REVENUES</b>	<b>17,179,170</b>	<b>17,442,132</b>	<b>17,430,305</b>	<b>505,410</b>	<b>43,500</b>	<b>17,979,215</b>
<b>TOTAL AVAILABLE</b>	<b>17,179,170</b>	<b>17,442,132</b>	<b>17,430,305</b>	<b>3,593,949</b>	<b>43,500</b>	<b>17,979,215</b>
<b>EXPENDITURES</b>						
Materials and Supplies	83,843	115,743	83,842	116,392	-	200,234
Automotive	1,494,726	1,494,726	1,494,726	-	-	1,494,726
Computer Hardware	-	-	-	105,510	-	105,510
Buildings	322,638	322,638	322,637	1	-	322,638
Contractual Services	1,500	1,368	1,189	179	-	1,368
Bond Issuance Cost	256,525	256,525	256,525	-	-	256,525
Reserve Appropriation	52,459	-	-	303,582	43,500	347,082
Transfer Out:						
Communication System Fund	3,000,000	3,000,000	3,000,000	-	-	3,000,000
East Side Sports Complex	300,000	300,000	40,959	259,041	-	300,000
North Central Park - Phase I	1,004,762	1,009,453	454,247	555,206	-	1,009,453
McNaboe Park Improvements	1,000,000	1,000,000	138,256	861,744	-	1,000,000
Northwest Recreation Center / Pool	823,630	823,630	524,764	298,866	-	823,630
Traumann Park	100,000	97,531	97,531	-	-	97,531
Upper Zacate Creek Detention Pond	92,800	92,800	74,605	18,195	-	92,800
Zacate Creek Upper Reaches	3,685,425	3,685,024	3,685,015	9	-	3,685,024
Manadas Creek	2,000,000	2,000,000	1,782,150	217,850	-	2,000,000
Chacon Creek Acquisition	1,000,000	1,000,000	744,748	255,252	-	1,000,000
Maryland / Taylor Drainage	637,257	637,257	633,302	3,955	-	637,257
Flecha Lane Drainage	718,785	718,785	468,162	250,623	-	718,785
Riverfront Vega Phase I	520,000	520,000	518,334	1,666	-	520,000
Texas/Piedra China Drainage	39,820	28,594	20,774	7,820	-	28,594
Airport Escalator Replacement	45,000	43,844	-	43,844	-	43,844
Bartlett Avenue Extension	-	294,214	-	294,214	-	294,214
<b>TOTAL EXPENDITURES</b>	<b>17,179,170</b>	<b>17,442,132</b>	<b>14,341,766</b>	<b>3,593,949</b>	<b>43,500</b>	<b>17,979,215</b>
<b>CLOSING BALANCE</b>	-	-	<b>3,088,539</b>	-	-	-

**CITY OF LAREDO, TEXAS**  
**2006 CERTIFICATE OF OBLIGATION**  
**PROJECT BUDGET**  
**FY 2009-2010**

DESCRIPTION	ORIGINAL BUDGET FY 08-09	AMENDED BUDGET FY 08-09	INCEPTION TO 09/30/08	TOTAL ESTIMATE FY08-09	ADOPTED BUDGET FY 09-10	TOTAL PROJECT BUDGET FY 09-10
<b>OPENING BALANCE</b>	-	-	-	<b>13,894,386</b>	-	-
<b>REVENUES</b>						
Bond Proceeds	17,320,000	17,320,000	17,320,000	-	-	17,320,000
Webb County	175,000	175,000	-	175,000	-	175,000
UTHSCSA- Dental Clinic	-	-	758,869	-	-	758,869
Interest Earnings	1,391,421	1,822,294	1,674,007	302,967	165,600	2,142,574
Change in FMV Investments	-	-	1,086	-	-	-
Premium	14,391	14,391	14,391	-	-	14,391
Contributions	3,000	3,000	-	3,000	-	3,000
Reimbursements	-	29,778	29,778	-	-	29,778
<b>TOTAL REVENUES</b>	<b>18,903,812</b>	<b>19,364,463</b>	<b>19,798,131</b>	<b>480,967</b>	<b>165,600</b>	<b>20,443,612</b>
<b>TOTAL AVAILABLE</b>	<b>18,903,812</b>	<b>19,364,463</b>	<b>19,798,131</b>	<b>14,375,353</b>	<b>165,600</b>	<b>20,443,612</b>
<b>EXPENDITURES</b>						
Other:						
Materials & Supplies	37,257	45,844	5,075	40,769	-	45,844
Contractual Services	4,275	4,275	4,334	-	-	4,334
Prior Year Expenses	-	-	-	758,869	-	758,869
Reserve Appropriation	79,728	3,296	-	159,003	165,600	323,517
Capital Outlay	292,743	354,156	-	354,156	-	354,156
Bond Issuance Cost	327,891	327,891	327,891	-	-	327,891
Transfer Outs :						
Capital Improvements	326,572	326,572	83,840	242,732	-	326,572
Capital Grants	177,984	177,984	-	177,984	-	177,984
<b>Total Other</b>	<b>1,246,450</b>	<b>1,240,018</b>	<b>421,140</b>	<b>1,733,513</b>	<b>165,600</b>	<b>2,319,167</b>
Park Projects:						
N. Central Park- East	1,025,000	1,025,000	10,918	1,014,082	-	1,025,000
Eastwood Park	153,000	150,336	146,617	3,719	-	150,336
Slaughter Park	2,000,000	2,000,000	13,624	1,986,376	-	2,000,000
<b>Total Parks Projects</b>	<b>3,178,000</b>	<b>3,175,336</b>	<b>171,159</b>	<b>3,004,177</b>	<b>-</b>	<b>3,175,336</b>

**CITY OF LAREDO, TEXAS**  
**2006 CERTIFICATE OF OBLIGATION**  
**PROJECT BUDGET**  
**FY 2009-2010**

DESCRIPTION	ORIGINAL BUDGET FY 08-09	AMENDED BUDGET FY 08-09	INCEPTION TO 09/30/08	TOTAL ESTIMATE FY08-09	ADOPTED BUDGET FY 09-10	TOTAL PROJECT BUDGET FY 09-10
Drainage Projects:						
Laredo St Drainage Improver	612,000	427,585	420,719	6,866	-	427,585
Laurel I Drainage Improveme	262,100	262,100	1,429	260,671	-	262,100
<b>Total Drainage Projects</b>	<b>874,100</b>	<b>689,685</b>	<b>422,148</b>	<b>267,537</b>	<b>-</b>	<b>689,685</b>
Street Projects:						
Bartlett Ave. Extension	-	1,464,978	-	1,464,978	-	1,464,978
Del Mar Widening	1,697,000	1,639,982	134,262	1,505,720	-	1,639,982
River Road Construction	600,000	-	-	-	-	-
Springfield North Extension	218,300	218,300	140,628	77,672	-	218,300
Traffic Signal Controller	108,509	108,509	107,408	1,101	-	108,509
Traffic Signal Spanware	150,998	150,998	150,997	1	-	150,998
San Isidro/ Mcpherson	60,000	59,270	59,270	-	-	59,270
Cuatro Vientos	1,025,428	900,994	900,238	756	-	900,994
Glpe/Chihuahua US83 Grade	522,018	522,018	522,018	-	-	522,018
Windfield/ Alex. Parkways	881,700	945,150	777,246	167,904	-	945,150
Arkansas Strt Grade Sprtn	72,016	50	50	-	-	50
<b>Total Street Projects</b>	<b>5,335,969</b>	<b>6,010,249</b>	<b>2,792,117</b>	<b>3,218,132</b>	<b>-</b>	<b>6,010,249</b>
Building Improvements:						
COPS Substation- Cielito	352,748	332,630	332,630	-	-	332,630
Fire/Law Enforcement Ctr.	200,000	200,000	-	200,000	-	200,000
Fire Dept. Headquarters	1,890,000	1,890,000	172	1,889,828	-	1,890,000
Addition to Health Dept.	2,185,799	2,185,799	1,656,750	529,049	-	2,185,799
Santo Nino Branch Ext.	825,000	825,000	48,150	776,850	-	825,000
Hayes Recreation Ctr.	850,000	850,000	144	849,856	-	850,000
El Eden Recreation Ctr.	1,965,746	1,965,746	59,335	1,906,411	-	1,965,746
<b>Total Building</b>	<b>8,269,293</b>	<b>8,249,175</b>	<b>2,097,181</b>	<b>6,151,994</b>	<b>-</b>	<b>8,249,175</b>
<b>TOTAL EXPENDITURES</b>	<b>18,903,812</b>	<b>19,364,463</b>	<b>5,903,745</b>	<b>14,375,353</b>	<b>165,600</b>	<b>20,443,612</b>
<b>CLOSING BALANCE</b>	<b>-</b>	<b>-</b>	<b>13,894,386</b>	<b>-</b>	<b>-</b>	<b>-</b>



**CITY OF LAREDO, TEXAS**  
**2007 CERTIFICATE OF OBLIGATION**  
**PROJECT BUDGET**  
**FY 2009-2010**

DESCRIPTION	ORIGINAL BUDGET FY 08-09	AMENDED BUDGET FY 08-09	INCEPTION TO 09/30/08	TOTAL ESTIMATE FY 08-09	ADOPTED BUDGET FY 09-10	TOTAL PROJECT BUDGET FY 09-10
<b>OPENING BALANCE</b>	-	-	-	53,311,081	-	-
<b>REVENUES</b>						
Bond Proceeds	72,480,000	72,480,000	72,480,000	-	-	72,480,000
UT Health Science Center	-	-	27,200	-	-	27,200
Bond Premium	2,207,550	2,207,550	2,207,551	-	-	2,207,551
Interest Earnings	464,587	604,587	3,064,009	1,112,984	1,286,400	5,463,393
Reimbursements	-	-	30,085	-	-	30,085
<b>TOTAL REVENUES</b>	<b>75,152,137</b>	<b>75,292,137</b>	<b>77,808,845</b>	<b>1,112,984</b>	<b>1,286,400</b>	<b>80,208,229</b>
<b>TOTAL AVAILABLE</b>	<b>75,152,137</b>	<b>75,292,137</b>	<b>77,808,845</b>	<b>54,424,065</b>	<b>1,286,400</b>	<b>80,208,229</b>
<b>EXPENDITURES</b>						
Drainage Projects:						
McPherson Acres Drainage	780,000	780,000	-	-	-	-
Zacate Creek Channel Ph II	1,220,000	395,000	-	395,000	-	395,000
Century City Culvert	5,000	5,000	563	4,437	-	5,000
DD Hachar Drainage Improv.	5,000	5,000	98	4,902	-	5,000
<b>Total Drainage Projects</b>	<b>2,010,000</b>	<b>1,185,000</b>	<b>661</b>	<b>404,339</b>	<b>-</b>	<b>405,000</b>
Street Projects:						
District 1 Projects						
Traffic Light/Merida-Loop	50,000	50,000	46,037	3,963	-	50,000
Airport Plasma Monitors	2,146	2,146	2,146	-	-	2,146
North Ejido Sidewalks	56,337	56,337	56,337	-	-	56,337
Street Lights- S. Ejido	4,645	4,645	4,645	-	-	4,645
Harley Motorcycle-Police	7,325	7,325	-	7,325	-	7,325
Century City Blvd Lights	27,000	27,000	18,135	8,865	-	27,000
Los Presidentes St Lights	10,000	10,000	6,858	3,142	-	10,000
Speed Humps-Lucy Avenue	7,200	24,000	-	24,000	-	24,000
Sidewalks	-	7,000	-	7,000	-	7,000
Reserve Appropriation	35,347	11,547	-	11,547	-	11,547
District 2 Projects						
District 2 Street Lights	15,000	15,000	12,936	2,064	-	15,000
Valley Gutter	8,000	8,000	5,603	2,397	-	8,000
St. Agustin Plaza Electricity	-	35,000	-	35,000	-	35,000
Santo Nino Sidewalks	-	60,000	-	60,000	-	60,000
Bartlett Extension	-	50,000	-	50,000	-	50,000
Reserve Appropriation	227,000	82,000	-	82,000	-	82,000
District 3 Projects						
Reserve Appropriation	250,000	250,000	-	250,000	-	250,000
District 4 Projects						
Sidewalks	35,000	35,000	35,000	-	-	35,000
Harley Motorcycle-Police	7,325	7,325	-	7,325	-	7,325
Inner City Rec Center Equipment	15,000	15,000	14,343	657	-	15,000
Reserve Appropriation	5,466	5,466	-	5,466	-	5,466

**CITY OF LAREDO, TEXAS**  
**2007 CERTIFICATE OF OBLIGATION**  
**PROJECT BUDGET**  
**FY 2009-2010**

DESCRIPTION	ORIGINAL BUDGET FY 08-09	AMENDED BUDGET FY 08-09	INCEPTION TO 09/30/08	TOTAL ESTIMATE FY 08-09	ADOPTED BUDGET FY 09-10	TOTAL PROJECT BUDGET FY 09-10
Street Projects (Cont.):						
District 5 Projects						
Bartlett Extension	-	150,000	-	150,000	-	150,000
Airport Plasma Monitors	2,146	2,146	2,146	-	-	2,146
Harley Motorcycle-Police	7,325	7,325	-	7,325	-	7,325
Sidewalks-Mann Road	-	18,277	-	18,277	-	18,277
Traffic Light-Loop 20 Lakeview	-	120,000	-	120,000	-	120,000
Reserve Appropriation	240,529	-	-	-	-	-
District 6 Projects						
Shiloh Dr. Reimbursement	150,000	150,000	-	150,000	-	150,000
Airport Plasma Monitors	4,770	4,770	4,770	-	-	4,770
JSJ Estates Re-Stripping	12,480	12,480	12,480	-	-	12,480
Navajo, Alameda, Glenwood	40,463	40,463	40,463	-	-	40,463
Street Recycling Program	150,000	185,000	120,965	64,035	-	185,000
Speed Humps-Northstar Dr	4,111	4,111	-	4,111	-	4,111
Speed Humps-Denmark	3,696	3,696	-	3,696	-	3,696
Speed Humps-Kimberly/Mldna	9,000	12,000	-	12,000	-	12,000
Speed Humps-Burke Street	4,320	4,320	-	4,320	-	4,320
Segways	25,000	25,000	-	25,000	-	25,000
Springfield Street Lighting	-	2,021	-	2,021	-	2,021
Speed Humps-Broadcrest Dr.	-	2,880	-	2,880	-	2,880
Jordan/Springfield Study	-	31,748	-	31,748	-	31,748
Lantana Street Lights	-	3,000	-	3,000	-	3,000
District 7 Projects						
Harley Motorcycle-Police	7,325	7,325	-	7,325	-	7,325
Santa Maria Elem Traffic Signs	3,000	3,000	2,920	80	-	3,000
Speed Humps-Albany Drive	4,800	4,800	-	4,800	-	4,800
Sidewalks	100,000	100,000	-	100,000	-	100,000
Finley Elem./Riverbank Lights	-	31,000	-	31,000	-	31,000
Guardrails	-	1,322	-	1,322	-	1,322
Las Cruces Guardrails	-	1,500	-	1,500	-	1,500
Killam Blvd Sidewalks	-	30,000	-	30,000	-	30,000
Speed Humps-Atlanta	-	12,000	-	12,000	-	12,000
Reserve Appropriation	134,875	59,053	-	59,053	-	59,053
District 8 Projects						
Street Light Improvements	32,000	32,000	-	32,000	-	32,000
Sanchez/Coke St. Lighting	6,600	6,600	-	6,600	-	6,600
St. Agustin/Mier Street Lights	3,000	3,000	-	3,000	-	3,000
Speed Humps	9,000	9,000	-	9,000	-	9,000
Airport Plasma Monitors	838	838	837	1	-	838
Sidewalks	234,500	234,500	123,399	111,101	-	234,500
Segways	25,000	25,000	-	25,000	-	25,000
Animal Control Equipment	-	30,000	-	30,000	-	30,000
Shiloh Extension	400,000	400,000	243,496	936,504	-	1,180,000
Airport Truck Route	500,000	500,000	203,312	296,688	-	500,000
Traffic Signal Controller	200,000	200,000	5,000	195,000	-	200,000
Traffic Signal Span Wire	300,000	300,000	244,713	55,287	-	300,000
City Wide Street Paving	9,731,025	9,731,025	5,662,841	4,068,184	-	9,731,025
Downtown Lighting Project	500,000	500,000	22,463	477,537	-	500,000
Roadway Killam Dvlp	500,000	500,000	-	500,000	-	500,000
Arkansas/Calton Gardens	2,000,000	2,000,000	-	2,000,000	-	2,000,000

**CITY OF LAREDO, TEXAS**  
**2007 CERTIFICATE OF OBLIGATION**  
**PROJECT BUDGET**  
**FY 2009-2010**

DESCRIPTION	ORIGINAL BUDGET FY 08-09	AMENDED BUDGET FY 08-09	INCEPTION TO 09/30/08	TOTAL ESTIMATE FY 08-09	ADOPTED BUDGET FY 09-10	TOTAL PROJECT BUDGET FY 09-10
Street Projects (Cont.):						
Street Constr/Ext/Row	1,605,745	1,605,745	-	1,605,745	-	1,605,745
Flecha Lane	100,000	100,000	67,602	32,398	-	100,000
Century City Blvd Island	115,000	115,000	104,479	10,521	-	115,000
Piedra China Phase 3 Paving	838,975	680,594	-	680,594	-	680,594
United Industrial Park Streets	40,000	40,000	28,014	11,986	-	40,000
Industrial Park Streets	-	100,000	17,877	82,123	-	100,000
Ejido Avenue Extension	-	298,381	-	298,381	-	298,381
Transfer Out:						
Capital Improvements Fund	50,000	50,000	15,590	34,410	-	50,000
<b>Total Street Projects</b>	<b>18,858,314</b>	<b>19,253,711</b>	<b>7,125,407</b>	<b>12,908,304</b>	<b>-</b>	<b>20,033,711</b>
Parks Projects:						
Market Street Courts	300,000	300,000	245,060	54,940	-	300,000
Mun. Golf Course	5,600,000	5,600,000	-	5,600,000	-	5,600,000
Independence Park Phase I	835,500	835,500	43,693	791,807	-	835,500
Municipal Water Park	1,000,000	25,000	324	24,676	-	25,000
Slaughter Park Improvement	400,000	400,000	232,151	167,849	-	400,000
Zacatecas Shades	100,000	100,000	-	100,000	-	100,000
Canizales Park	100,000	100,000	-	100,000	-	100,000
Cielito Lindo	225,000	225,000	-	225,000	-	225,000
District 1 Projects						
Mario Tijerina Park Improvement	75,000	75,000	38,364	36,636	-	75,000
Century City Park Improvement	70,000	70,000	57,056	12,944	-	70,000
El Eden Recreation Center Ph 2	110,000	110,000	110,000	-	-	110,000
Comm. Center-Health Dept.	50,000	50,000	-	50,000	-	50,000
Industrial Park Street	10,000	-	-	-	-	-
Military Memorial Plaque	2,000	2,000	-	2,000	-	2,000
Bleachers	-	20,000	-	20,000	-	20,000
Garcia-Vela Scoreboard	-	2,720	-	2,720	-	2,720
Reserve Appropriation	183,000	235,905	-	235,905	-	235,905
District 2 Projects						
Ryan Elementary Walking Trail	78,105	78,105	78,105	-	-	78,105
Villa Del Sol Improvement	105,000	105,000	104,095	905	-	105,000
Flashers-Killam/Ryan/ Lamar	-	40,000	-	40,000	-	40,000
Industrial Park Street	50,000	-	-	-	-	-
Military Memorial Plaque	2,000	2,000	-	2,000	-	2,000
Rock Climbing Wall- DD Hachar	10,000	10,000	-	10,000	-	10,000
Bleachers	-	40,000	-	40,000	-	40,000
Garcia-Vela Scoreboard	-	2,720	-	2,720	-	2,720
Reserve Appropriation	254,895	247,800	-	247,800	-	247,800
District 3 Projects						
Industrial Park Street	10,000	-	-	-	-	-
Three Points Pool Project	50,000	50,000	14,970	35,030	-	50,000
St Augustine Track & Court	-	50,000	-	50,000	-	50,000
Reserve Appropriation	440,000	465,625	-	465,625	-	465,625
District 4 Projects						
Comm. Center-Health Dept.	225,000	225,000	-	225,000	-	225,000
Ryan Elementary Walking Trail	78,105	78,105	78,105	-	-	78,105
Industrial Park Street	105,000	100,000	-	100,000	-	100,000

**CITY OF LAREDO, TEXAS**  
**2007 CERTIFICATE OF OBLIGATION**  
**PROJECT BUDGET**  
**FY 2009-2010**

DESCRIPTION	ORIGINAL BUDGET FY 08-09	AMENDED BUDGET FY 08-09	INCEPTION TO 09/30/08	TOTAL ESTIMATE FY 08-09	ADOPTED BUDGET FY 09-10	TOTAL PROJECT BUDGET FY 09-10
Parks Projects (Cont.):						
Canopy Zacate Creek Park	66,884	66,884	66,883	1	-	66,884
Zacate Creek Pedestrian Bridge	162,220	162,220	133,488	28,732	-	162,220
Park Shades-District 4	50,000	50,000	-	50,000	-	50,000
St Augustine Track & Court	-	50,000	-	50,000	-	50,000
Reserve Appropriation	-	25,625	-	25,625	-	25,625
District 5 Projects						
Municipal Housing Fence	100,000	100,000	-	100,000	-	100,000
Industrial Park Street	60,000	50,000	-	50,000	-	50,000
B. Castaneda Park Dome	-	125,000	-	125,000	-	125,000
Reserve Appropriation	340,000	242,877	-	242,877	-	242,877
District 6 Projects						
Industrial Park Street	5,000	-	-	-	-	-
Military Memorial Plaque	2,000	2,000	-	2,000	-	2,000
Winrock Drive Median	3,500	3,500	3,484	16	-	3,500
Xeriscaping-International Blvd.	10,000	15,959	-	15,959	-	15,959
Andrew Circle Park	-	50,000	-	50,000	-	50,000
Jarvis Plaza Improvements	-	25,000	-	25,000	-	25,000
Reserve Appropriation	325,660	242,677	-	242,677	-	242,677
District 7 Projects						
Comm. Center-Health Dept.	25,000	25,000	-	25,000	-	25,000
Military Memorial Plaque	2,000	2,000	-	2,000	-	2,000
Industrial Park Street	10,000	-	-	-	-	-
Bus Bays	3,000	3,000	4,698	(1,698)	-	3,000
Lafayette Overpass Plaque	1,613	1,613	1,568	45	-	1,613
Purple Heart Monument	2,500	2,500	2,500	-	-	2,500
Lafayette Park Improvement	6,000	6,000	2,280	3,720	-	6,000
District 7 Parks Improvements	350,000	350,000	-	350,000	-	350,000
McNaboe Baseball Park Improv.	-	21,000	-	21,000	-	21,000
Reserve Appropriation	99,887	154,512	-	154,512	-	154,512
District 8 Projects						
Zacate Creek Lighting	17,510	17,510	17,510	-	-	17,510
Military Memorial Plaque	2,000	2,000	295	1,705	-	2,000
Block 618 & 411 Purchase	1,150	1,150	1,150	-	-	1,150
Water Park Study	25,000	25,000	-	25,000	-	25,000
Civic Center Improvements	70,550	70,550	32,436	38,114	-	70,550
St Augustine Track & Court	-	50,000	-	50,000	-	50,000
Santa Maria Walking Track	-	64,758	-	64,758	-	64,758
Azteca Splash Park	-	10,000	-	10,000	-	10,000
Lamar Bruni Vergara Shade	-	20,000	-	20,000	-	20,000
Circle Drive Park	-	2,000	-	2,000	-	2,000
Reserve Appropriation	322,852	221,719	-	221,719	-	221,719
<b>Total Park Projects</b>	<b>12,532,931</b>	<b>11,907,534</b>	<b>1,268,215</b>	<b>10,639,319</b>	<b>-</b>	<b>11,907,534</b>

**CITY OF LAREDO, TEXAS**  
**2007 CERTIFICATE OF OBLIGATION**  
**PROJECT BUDGET**  
**FY 2009-2010**

DESCRIPTION	ORIGINAL BUDGET FY 08-09	AMENDED BUDGET FY 08-09	INCEPTION TO 09/30/08	TOTAL ESTIMATE FY 08-09	ADOPTED BUDGET FY 09-10	TOTAL PROJECT BUDGET FY 09-10
Building Improvements:						
Addition to Health Department	102,792	102,792	102,792	-	-	102,792
Fire/Law Training Center	250,000	250,000	-	250,000	-	250,000
Fire Dept. Headquarters	600,000	600,000	-	600,000	-	600,000
Fleet Management Facility Design	600,000	600,000	-	600,000	-	600,000
El Eden Rec Center Phase II	2,314,500	2,314,500	1,437,633	876,867	-	2,314,500
Hayes Rec Center	1,000,000	1,000,000	-	1,000,000	-	1,000,000
Northwest Rec Center/Pool	1,000,000	1,000,000	-	1,000,000	-	1,000,000
<b>Total Building Improvements</b>	<b>5,867,292</b>	<b>5,867,292</b>	<b>1,540,425</b>	<b>4,326,867</b>	<b>-</b>	<b>5,867,292</b>
Capital Outlay:						
Machinery and Equipment	320,796	342,317	242,526	99,791	-	342,317
Computer Hardware	53,839	53,839	53,839	-	-	53,839
Computer Software	46,156	53,678	46,156	7,522	-	53,678
Automotive	8,882,684	9,004,652	6,306,079	2,698,573	-	9,004,652
<b>Total Capital Outlay</b>	<b>9,303,475</b>	<b>9,454,486</b>	<b>6,648,600</b>	<b>2,805,886</b>	<b>-</b>	<b>9,454,486</b>
Other:						
Materials and Supplies	273,775	509,639	254,199	255,440	-	509,639
Contractual Services	21,000	21,000	19,496	1,504	-	21,000
Bond Cost	938,978	938,978	938,978	-	-	938,978
Prior Year Expense	-	-	-	27,200	-	27,200
Reserve Appropriation	19,711	2,836	-	3,605,328	1,286,400	4,891,728
Transfers Out:						
Environmental Services	16,616,075	17,441,075	4,603,819	12,837,256	-	17,441,075
Capital Grants Fund	1,250,000	1,250,000	18	1,249,982	-	1,250,000
Solid Waste Fund	7,460,586	7,460,586	2,097,946	5,362,640	-	7,460,586
<b>Total Other</b>	<b>26,580,125</b>	<b>27,624,114</b>	<b>7,914,456</b>	<b>23,339,350</b>	<b>1,286,400</b>	<b>32,540,206</b>
<b>TOTAL EXPENDITURES</b>	<b>75,152,137</b>	<b>75,292,137</b>	<b>24,497,764</b>	<b>54,424,065</b>	<b>1,286,400</b>	<b>80,208,229</b>
<b>CLOSING BALANCE</b>	<b>-</b>	<b>-</b>	<b>53,311,081</b>	<b>-</b>	<b>-</b>	<b>-</b>

**CITY OF LAREDO, TEXAS**  
**2008 CERTIFICATE OF OBLIGATION**  
**PROJECT BUDGET**  
**FY 2009-2010**

DESCRIPTION	ORIGINAL BUDGET FY 08-09	AMENDED BUDGET FY 08-09	INCEPTION TO 09/30/08	TOTAL ESTIMATE FY08-09	ADOPTED BUDGET FY 09-10	TOTAL PROJECT BUDGET FY 09-10
<b>OPENING BALANCE</b>	-	-	-	<b>30,327,725</b>	-	-
<b>REVENUES</b>						
Bond Proceeds	-	30,065,000	30,065,000	-	-	30,065,000
Interest Earnings	-	146,285	366,808	671,577	506,000	1,544,385
Premium	-	455,293	455,293	-	-	455,293
<b>TOTAL REVENUES</b>	<b>-</b>	<b>30,666,578</b>	<b>30,887,101</b>	<b>671,577</b>	<b>506,000</b>	<b>32,064,678</b>
<b>TOTAL AVAILABLE</b>	<b>-</b>	<b>30,666,578</b>	<b>30,887,101</b>	<b>30,999,302</b>	<b>506,000</b>	<b>32,064,678</b>
<b>EXPENDITURES</b>						
Other:						
Contractual Services	-	4,403	2,177	2,226	-	4,403
Reserve Appropriation	-	6,399	-	898,499	506,000	1,404,499
Bond Cost	-	520,293	520,293	-	-	520,293
<b>Total Other</b>	<b>-</b>	<b>531,095</b>	<b>522,470</b>	<b>900,725</b>	<b>506,000</b>	<b>1,929,195</b>
Automotive:						
Fire	-	1,400,000	-	1,400,000	-	1,400,000
Police	-	1,400,483	-	1,400,483	-	1,400,483
<b>Total Automotive</b>	<b>-</b>	<b>2,800,483</b>	<b>-</b>	<b>2,800,483</b>	<b>-</b>	<b>2,800,483</b>
Land:						
Land Acquisition- Zacatecas	-	230,000	-	230,000	-	230,000
<b>Total Land</b>	<b>-</b>	<b>230,000</b>	<b>-</b>	<b>230,000</b>	<b>-</b>	<b>230,000</b>
Building:						
Building- Unknown	-	493,242	-	493,242	-	493,242
Health Complex Phase 1	-	572,000	-	572,000	-	572,000
Health Complex Phase 2	-	600,000	14,915	585,085	-	600,000
Santo Nino Library Renovatio	-	1,350,000	-	1,350,000	-	1,350,000
City Hall Improvements	-	6,758	6,757	1	-	6,758
Hayes Recreation Ctr.	-	4,550,000	-	4,550,000	-	4,550,000
NW Recreation Center and P	-	5,000,000	-	5,000,000	-	5,000,000
<b>Total Building</b>	<b>-</b>	<b>12,572,000</b>	<b>21,672</b>	<b>12,550,328</b>	<b>-</b>	<b>12,572,000</b>

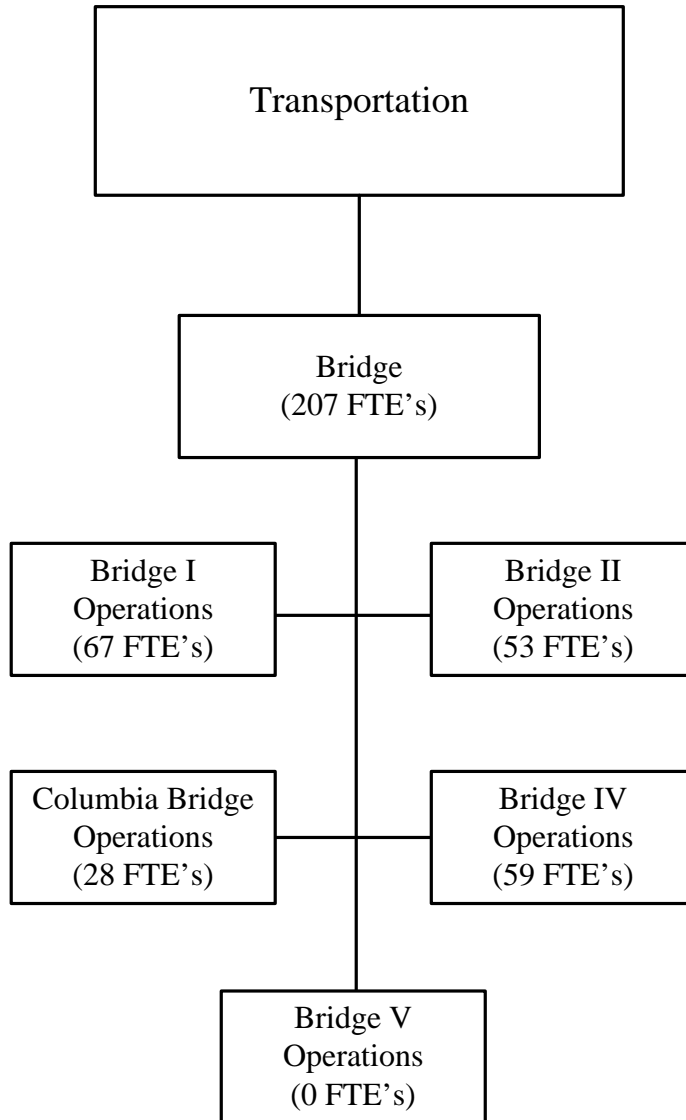
**CITY OF LAREDO, TEXAS**  
**2008 CERTIFICATE OF OBLIGATION**  
**PROJECT BUDGET**  
**FY 2009-2010**

DESCRIPTION	ORIGINAL BUDGET FY 08-09	AMENDED BUDGET FY 08-09	INCEPTION TO 09/30/08	TOTAL ESTIMATE FY08-09	ADOPTED BUDGET FY 09-10	TOTAL PROJECT BUDGET FY 09-10
Park Projects:						
Independence Park	-	850,000	-	850,000	-	850,000
Slaughter Park	-	3,200,000	-	3,200,000	-	3,200,000
North Central Park	-	1,000,000	-	1,000,000	-	1,000,000
Tarver Floor Replacement	-	53,090	-	53,090	-	53,090
Farias Floor Replacement	-	53,091	-	53,091	-	53,091
Hillside Gym Floor Replacement	-	22,531	-	22,531	-	22,531
Cigarroa Gym Floor Replacement	-	21,288	-	21,288	-	21,288
<b>Total Parks Projects</b>	-	<b>5,200,000</b>	-	<b>5,200,000</b>	-	<b>5,200,000</b>
Drainage Projects:						
Canal Street Phase 2	-	1,000,000	-	1,000,000	-	1,000,000
Channel Improv- Mary Help	-	1,000,000	-	1,000,000	-	1,000,000
Flores Street Phase I	-	1,500,000	-	1,500,000	-	1,500,000
<b>Total Drainage Projects</b>	-	<b>3,500,000</b>	-	<b>3,500,000</b>	-	<b>3,500,000</b>
Street and Traffic Projects:						
Calton Road Reconstruction	-	1,200,000	-	1,200,000	-	1,200,000
Springfield North Extension	-	500,000	-	500,000	-	500,000
San Bernardo Reconstruction	-	960,000	-	960,000	-	960,000
Streets and Sidewalks	-	1,800,000	6,931	1,793,069	-	1,800,000
Downtown Streets and Sidwalks	-	200,000	-	200,000	-	200,000
Traffic Signal at Clark and Toyahvale	-	200,000	8,303	191,697	-	200,000
<b>Total Street Projects</b>	-	<b>4,860,000</b>	<b>15,234</b>	<b>4,844,766</b>	-	<b>4,860,000</b>
Intergovernmental Transfers						
Parks Capital Grants- Chacorro	-	323,000	-	323,000	-	323,000
<b>Total Intergovernmental Transfers</b>	-	<b>323,000</b>	-	<b>323,000</b>	-	<b>323,000</b>
Capital Grants :						
Cuatro Vientos/ W.Laredo/ C&M	-	400,000	-	400,000	-	400,000
Earmark Matches	-	250,000	-	250,000	-	250,000
<b>Total Capital Grants</b>	-	<b>650,000</b>	-	<b>650,000</b>	-	<b>650,000</b>
<b>TOTAL EXPENDITURES</b>	-	<b>30,666,578</b>	<b>559,376</b>	<b>30,999,302</b>	<b>506,000</b>	<b>32,064,678</b>
<b>CLOSING BALANCE</b>	-	-	<b>30,327,725</b>	-	-	-

## *Enterprise Funds*



# Bridge Fund



**CITY OF LAREDO, TEXAS**  
**BRIDGE SYSTEM FUND**  
**OPERATING BUDGET**  
**FY 2009-2010**

DESCRIPTION	ACTUAL FY 06-07	ACTUAL FY 07-08	ORIGINAL BUDGET FY 08-09	AMENDED BUDGET FY 08-09	TOTAL ESTIMATE FY 08-09	ADOPTED BUDGET FY 09-10
<b>OPENING BALANCE</b>	<b>1,712,930</b>	<b>1,218,140</b>	<b>2,041,742</b>	<b>1,878,895</b>	<b>1,878,895</b>	<b>1,796,911</b>
<b>REVENUES</b>						
Toll Receipts	38,049,562	45,576,259	46,564,504	46,564,504	40,511,119	40,510,627
Fees and Collections	2,000	1,000	-	-	-	-
Rental of Facilities	190,862	252,015	158,063	158,063	482,494	748,667
Webb County	-	36,338	-	-	-	-
Interest Earnings	259,386	204,795	306,350	306,350	109,717	96,110
Net Increase (Decrease) in the Fair Value of Investments	81,636	(30,307)	-	-	-	-
Discount Earnings	15	13	-	-	-	-
Miscellaneous	16,486	24,553	1,985	1,985	1,932	1,869
<b>TOTAL REVENUES</b>	<b>38,599,947</b>	<b>46,064,666</b>	<b>47,030,902</b>	<b>47,030,902</b>	<b>41,105,262</b>	<b>41,357,273</b>
<b>TOTAL AVAILABLE</b>	<b>40,312,877</b>	<b>47,282,806</b>	<b>49,072,644</b>	<b>48,909,797</b>	<b>42,984,157</b>	<b>43,154,184</b>
<b>EXPENSES</b>						
Bridge I						
Personnel Services	2,059,506	2,185,495	2,477,574	2,477,574	2,127,530	2,077,556
Materials and Supplies	199,538	537,042	348,906	238,890	184,963	316,460
Contractual Services	676,088	758,058	934,380	949,144	836,946	848,340
Administrative Fees Gen. Fund	1,228,977	1,451,425	1,411,904	1,411,904	1,411,904	1,676,339
Additional Admin. Fees Gen. Fund	19,024,781	22,788,129	22,752,777	22,752,777	19,728,245	20,255,314
Other Charges	18,268	15,226	23,256	1,340,856	23,256	23,256
Capital Outlay	144,186	292,816	650,000	13,000	13,000	-
<b>Total Bridge I</b>	<b>23,351,344</b>	<b>28,028,191</b>	<b>28,598,797</b>	<b>29,184,145</b>	<b>24,325,844</b>	<b>25,197,264</b>
Bridge II						
Personnel Services	2,092,466	2,110,087	2,283,542	2,283,542	2,191,377	2,121,933
Materials and Supplies	160,449	69,366	109,550	105,039	93,014	97,300
Contractual Services	665,131	445,788	452,294	497,013	481,075	566,621
<b>Total Bridge II</b>	<b>2,918,046</b>	<b>2,625,241</b>	<b>2,845,386</b>	<b>2,885,594</b>	<b>2,765,466</b>	<b>2,785,854</b>
Colombia Bridge						
Personnel Services	1,158,651	1,223,592	1,248,388	1,248,388	1,282,024	1,227,603
Materials and Supplies	28,113	30,421	43,669	47,404	42,316	31,492
Contractual Services	134,266	263,516	283,294	283,053	244,383	255,859
Other Charges	-	4	-	-	-	-
Capital Outlay	-	-	150,000	155,553	155,553	-
<b>Total Colombia Bridge</b>	<b>1,321,030</b>	<b>1,517,533</b>	<b>1,725,351</b>	<b>1,734,398</b>	<b>1,724,276</b>	<b>1,514,954</b>
Fourth Bridge						
Personnel Services	2,163,671	2,127,245	2,622,666	2,622,666	2,135,845	2,117,884
Materials and Supplies	289,634	113,034	156,915	165,940	145,738	137,143
Contractual Services	388,917	570,244	514,464	534,043	520,745	515,182
Capital Outlay	-	58,584	66,000	62,930	52,930	-
<b>Total Fourth Bridge</b>	<b>2,842,222</b>	<b>2,869,107</b>	<b>3,360,045</b>	<b>3,385,579</b>	<b>2,855,258</b>	<b>2,770,209</b>

**CITY OF LAREDO, TEXAS**  
**BRIDGE SYSTEM FUND**  
**OPERATING BUDGET**  
**FY 2009-2010**

DESCRIPTION	ACTUAL FY 06-07	ACTUAL FY 07-08	ORIGINAL BUDGET FY 08-09	AMENDED BUDGET FY 08-09	TOTAL ESTIMATE FY 08-09	ADOPTED BUDGET FY 09-10
Fifth Bridge						
Contractual Services	157,229	100,176	500,000	36,807	36,807	100,000
Total Fifth Bridge	157,229	100,176	500,000	36,807	36,807	100,000
Transfers Out:						
General Fund	-	-	1,058,950	1,058,950	1,054,629	-
Debt Service Fund	558,570	783,272	773,871	773,871	773,871	773,134
Capital Improvements Fund	1,524,958	4,781,470	2,006,769	2,006,769	1,402,050	1,510,857
Bridge - Debt Service	5,031,552	4,724,998	5,561,955	5,561,955	6,249,045	6,684,967
Bridge - Construction Fund	1,431,733	-	500,000	500,000	-	-
Total Transfers Out	8,546,813	10,289,740	9,901,545	9,901,545	9,479,595	8,968,958
<b>TOTAL EXPENSES</b>	<b>39,136,684</b>	<b>45,429,988</b>	<b>46,931,124</b>	<b>47,128,068</b>	<b>41,187,246</b>	<b>41,337,239</b>
<b>CLOSING BALANCE</b>	<b>1,176,193</b>	<b>1,852,818</b>	<b>2,141,520</b>	<b>1,781,729</b>	<b>1,796,911</b>	<b>1,816,945</b>
<b>ADJUSTMENTS:</b>						
<b>COMPENSATED ABSENCES</b>	<b>41,947</b>	<b>26,077</b>	<b>-</b>	<b>-</b>	<b>-</b>	<b>-</b>
<b>ADJUSTED CLOSING BALANCE</b>	<b>1,218,140</b>	<b>1,878,895</b>	<b>2,141,520</b>	<b>1,781,729</b>	<b>1,796,911</b>	<b>1,816,945</b>

**CITY OF LAREDO, TEXAS  
BRIDGE SYSTEM FUND  
CONSTRUCTION BUDGET  
FY 2009-2010**

DESCRIPTION	ACTUAL FY 06-07	ACTUAL FY 07-08	ORIGINAL BUDGET FY 08-09	AMENDED BUDGET FY 08-09	TOTAL ESTIMATE FY 08-09	ADOPTED BUDGET FY 09-10
<b>OPENING BALANCE</b>	<b>636,733</b>	<b>2,699,645</b>	<b>492,204</b>	<b>1,271,219</b>	<b>1,271,219</b>	<b>471,104</b>
<b>REVENUES</b>						
Interest Earnings	62,384	105,225	15,000	15,000	34,935	30,605
Reimbursements & Misc	-	31,475	-	-	-	-
Transfer In:						
General Fund	910,000	-	-	-	-	-
Bridge Operations	1,431,733	-	500,000	500,000	-	-
<b>TOTAL REVENUES</b>	<b>2,404,117</b>	<b>136,700</b>	<b>515,000</b>	<b>515,000</b>	<b>34,935</b>	<b>30,605</b>
<b>TOTAL AVAILABLE</b>	<b>3,040,850</b>	<b>2,836,345</b>	<b>1,007,204</b>	<b>1,786,219</b>	<b>1,306,154</b>	<b>501,709</b>
<b>EXPENSES</b>						
Materials & Supplies	1,980	-	-	-	-	-
Contractual Services	331,940	40,988	15,000	86,833	96,050	30,605
Capital Outlay	-	577,336	-	1,199,386	739,000	-
Construction Projects	7,285	946,802	500,000	500,000	-	-
<b>TOTAL EXPENSES</b>	<b>341,205</b>	<b>1,565,126</b>	<b>515,000</b>	<b>1,786,219</b>	<b>835,050</b>	<b>30,605</b>
<b>CLOSING BALANCE</b>	<b>2,699,645</b>	<b>1,271,219</b>	<b>492,204</b>	<b>-</b>	<b>471,104</b>	<b>471,104</b>

**CITY OF LAREDO, TEXAS**  
**BRIDGE SYSTEM FUND**  
**DEBT SERVICE OPERATING BUDGET**  
**FY 2009-2010**

DESCRIPTION	ACTUAL FY 06-07	ACTUAL FY 07-08	ORIGINAL BUDGET FY 08-09	AMENDED BUDGET FY 08-09	TOTAL ESTIMATE FY 08-09	ADOPTED BUDGET FY 09-10
<b>OPENING BALANCE</b>	<b>6,304,972</b>	<b>5,798,234</b>	<b>5,730,657</b>	<b>5,188,409</b>	<b>5,188,409</b>	<b>5,086,502</b>
<b>REVENUES</b>						
Interest Earnings	484,258	372,359	186,250	186,250	37,998	33,285
GSA	1,930,000	1,930,000	1,930,000	1,930,000	1,930,000	1,930,000
Transfers In:						
Bridge Operations	5,031,552	4,724,998	5,561,955	5,561,955	6,249,045	6,684,967
2002 Bond	-	283,069	-	-	-	-
2004 Bond	-	226,931	-	-	4,410	-
Rev and Refunding Bond 2005A	306,785	-	-	-	-	-
<b>TOTAL REVENUES</b>	<b>7,752,595</b>	<b>7,537,357</b>	<b>7,678,205</b>	<b>7,678,205</b>	<b>8,221,453</b>	<b>8,648,252</b>
<b>TOTAL AVAILABLE</b>	<b>14,057,567</b>	<b>13,335,591</b>	<b>13,408,862</b>	<b>12,866,614</b>	<b>13,409,862</b>	<b>13,734,754</b>
<b>EXPENSES</b>						
Refund. Rev. Bonds Prin.	1,365,000	1,335,000	1,305,000	1,305,000	1,305,000	1,275,000
Refund. Rev. Bond Int.	292,890	219,180	145,755	145,755	145,755	72,675
99 Tax Exem. Rev. Bond Prin.	385,000	405,000	425,000	425,000	425,000	-
99 Tax Exem. Rev. Bond Int.	57,752	39,850	20,613	20,613	20,613	-
02 Revenue Bond Prin.	475,000	490,000	505,000	505,000	505,000	525,000
02 Revenue Bond Int.	447,648	433,398	417,228	417,228	417,228	399,553
04 Taxable Rev. Bond Prin.	190,000	195,000	205,000	205,000	205,000	215,000
04 Taxable Rev. Bond Int.	316,710	309,490	301,300	301,300	301,300	290,230
05A Tax Exem. Rev. Bond Prin.	795,000	815,000	845,000	845,000	845,000	880,000
05A Tax Exem. Rev. Bond Int.	1,082,288	1,056,450	1,027,925	1,027,925	1,027,925	998,350
05b Ref Rev. Bond Prin.	-	-	-	-	-	1,045,000
05b Ref Rev. Bond Int.	1,148,675	1,148,675	1,148,675	1,148,675	1,148,675	1,148,675
08 Revenue Bond Prin.	-	-	95,000	95,000	95,000	100,000
08 Revenue Bond Int.	-	-	183,156	183,156	183,156	140,123
SIB Loan-Principal	730,134	760,070	791,233	791,233	791,233	823,673
SIB Loan-Interest	967,574	937,638	906,475	906,475	906,475	874,035
Fiscal Agent Fees	5,662	2,431	-	-	1,000	-
<b>TOTAL EXPENSES</b>	<b>8,259,333</b>	<b>8,147,182</b>	<b>8,322,360</b>	<b>8,322,360</b>	<b>8,323,360</b>	<b>8,787,314</b>
<b>CLOSING BALANCE</b>	<b>5,798,234</b>	<b>5,188,409</b>	<b>5,086,502</b>	<b>4,544,254</b>	<b>5,086,502</b>	<b>4,947,440</b>
<b>RESERVE REQUIREMENTS:</b>						
Revenue Bonds	5,298,234	4,688,409	4,586,502	4,044,254	4,586,502	4,447,440
Contingency Reserves	500,000	500,000	500,000	500,000	500,000	500,000
<b>TOTAL REQUIREMENTS</b>	<b>5,798,234</b>	<b>5,188,409</b>	<b>5,086,502</b>	<b>4,544,254</b>	<b>5,086,502</b>	<b>4,947,440</b>

**CITY OF LAREDO, TEXAS**  
**BRIDGE SYSTEM FUND**  
**EL PORTAL PROJECT BUDGET**  
**FY 2009-2010**

DESCRIPTION	ORIGINAL BUDGET FY 08-09	AMENDED BUDGET FY 08-09	INCEPTION TO 09/30/08	TOTAL ESTIMATE FY 08-09	ADOPTED BUDGET FY 09-10	TOTAL PROJECT BUDGET FY 09-10
<b>OPENING BALANCE</b>	-	-	-	5,162,312	-	-
<b>REVENUES</b>						
<b>REVENUE BOND SERIES 2002</b>						
Rents, Royalties and Interest	1,354,673	1,354,673	1,183,163	1,931	1,430	1,186,524
Other Financing Sources	15,605,000	15,605,000	15,605,000	-	-	15,605,000
<b>REVENUE BOND SERIES 2004</b>						
Rents, Royalties and Interest	249,019	249,019	253,402	28	-	253,430
Other Financing Sources	9,435,000	9,435,000	9,435,000	-	-	9,435,000
<b>REVENUE BOND SERIES 2005A</b>						
Rents, Royalties and Interest	1,210,675	1,210,675	2,068,430	138,699	102,543	2,309,672
Reimburse and Miscellaneous	-	-	25,709	-	-	25,709
Other Financing Sources	12,405,000	12,405,000	12,405,000	-	-	12,405,000
<b>TOTAL REVENUES</b>	<b>40,259,367</b>	<b>40,259,367</b>	<b>40,975,704</b>	<b>140,658</b>	<b>103,973</b>	<b>41,220,335</b>
<b>TOTAL AVAILABLE</b>	<b>40,259,367</b>	<b>40,259,367</b>	<b>40,975,704</b>	<b>5,302,970</b>	<b>103,973</b>	<b>41,220,335</b>
<b>EXPENSES</b>						
<b>REVENUE BOND SERIES 2002</b>						
Contractual Services	953,075	953,075	929,043	24,032	-	953,075
Other Charges	269,285	269,285	-	99,706	1,430	101,136
Capital Outlay	14,515,329	14,515,329	14,515,328	1	-	14,515,329
Debt Service	314,609	314,609	314,608	1	-	314,609
Intergovernmental Transfers	907,375	907,375	907,375	-	-	907,375
<b>TOTAL REVENUE BOND SERIES 2002</b>	<b>16,959,673</b>	<b>16,959,673</b>	<b>16,666,355</b>	<b>123,739</b>	<b>1,430</b>	<b>16,791,524</b>
<b>REVENUE BOND SERIES 2004</b>						
Contractual Services	4,513	4,513	4,513	-	-	4,513
Capital Outlay	5,461,437	5,461,437	5,461,437	-	-	5,461,437
Debt Service	264,494	264,494	264,494	-	-	264,494
Intergovernmental Transfers	3,953,575	3,953,575	3,953,575	4,411	-	3,957,986
<b>TOTAL REVENUE BOND SERIES 2004</b>	<b>9,684,019</b>	<b>9,684,019</b>	<b>9,684,019</b>	<b>4,411</b>	<b>-</b>	<b>9,688,430</b>
<b>REVENUE BOND SERIES 2005A</b>						
Contractual Services	781,734	781,734	662,453	119,281	-	781,734
Other Charges	271,960	271,960	-	1,294,123	102,543	1,396,666
Capital Outlay	11,351,514	11,351,514	7,590,098	3,761,416	-	11,351,514
Debt Service	388,217	388,217	388,217	-	-	388,217
Intergovernmental Transfers	822,250	822,250	822,250	-	-	822,250
<b>TOTAL REVENUE BOND SERIES 2005A</b>	<b>13,615,675</b>	<b>13,615,675</b>	<b>9,463,018</b>	<b>5,174,820</b>	<b>102,543</b>	<b>14,740,381</b>
<b>TOTAL EXPENSES</b>	<b>40,259,367</b>	<b>40,259,367</b>	<b>35,813,392</b>	<b>5,302,970</b>	<b>103,973</b>	<b>41,220,335</b>
<b>CLOSING BALANCE</b>	-	-	5,162,312	-	-	-

**CITY OF LAREDO, TEXAS**  
**BRIDGE SYSTEM FUND**  
**2008 C.O. BOND**  
**FY 2009-2010**

DESCRIPTION	ORIGINAL BUDGET FY 08-09	AMENDED BUDGET FY 08-09	INCEPTION TO 09/30/08	TOTAL ESTIMATE FY 08-09	ADOPTED BUDGET FY 09-10	TOTAL PROJECT BUDGET FY 09-10
<b>OPENING BALANCE</b>	-	-	-	3,020,376	-	-
<b>REVENUES</b>						
<b>2008 REVENUE BOND</b>						
Rents, Royalties and Interest	-	-	20,376	74,497	55,080	149,953
Other Financing Sources	3,070,000	3,070,000	3,070,000	-	-	3,070,000
<b>TOTAL REVENUES</b>	<b>3,070,000</b>	<b>3,070,000</b>	<b>3,090,376</b>	<b>74,497</b>	<b>55,080</b>	<b>3,219,953</b>
<b>TOTAL AVAILABLE</b>	<b>3,070,000</b>	<b>3,070,000</b>	<b>3,090,376</b>	<b>3,094,873</b>	<b>55,080</b>	<b>3,219,953</b>
<b>EXPENSES</b>						
<b>2008 REVENUE BOND</b>						
Other Charges	-	-	-	94,873	55,080	149,953
Capital Outlay	3,000,000	3,000,000	-	3,000,000	-	3,000,000
Debt Service	70,000	70,000	70,000	-	-	70,000
<b>TOTAL 2008 REVENUE BOND</b>	<b>3,070,000</b>	<b>3,070,000</b>	<b>70,000</b>	<b>3,094,873</b>	<b>55,080</b>	<b>3,219,953</b>
<b>TOTAL EXPENSES</b>	<b>3,070,000</b>	<b>3,070,000</b>	<b>70,000</b>	<b>3,094,873</b>	<b>55,080</b>	<b>3,219,953</b>
<b>CLOSING BALANCE</b>	-	-	3,020,376	-	-	-

FUND NUMBER	553 BRIDGE SYSTEM
DEPARTMENT NAME	TRANSPORTATION
DEPARTMENT NUMBER	40 BRIDGE SYSTEM
DIVISION NUMBER	10 BRIDGE SYSTEM

**MISSION**

To continue to serve as the most expedient, convenient and safe crossing points for all citizens and tourists of both U.S and Mexico.

**OBJECTIVES & PLANNED ACCOMPLISHMENTS**

- Insure services which are rendered to improve our position as the largest inland port in the U.S.
- Provide professional and courteous service.
- Insure the expeditious and safe movement of both vehicles and people over the International Bridge.
- Insure the expeditious movement of both vehicle and pedestrians.
- Insure safety for both vehicular and pedestrian traffic.
- Insure the courteous and professional customer service.

**EXPENDITURES**

	ACTUAL 06-07	ACTUAL 07-08	AMENDED 08-09	ESTIMATED 08-09	ADOPTED 09-10
Personnel Services	2,059,506	2,185,495	2,477,574	2,127,530	2,077,556
Materials & Supplies	199,538	537,043	238,890	184,963	316,460
Contractual Services	676,088	758,058	949,144	836,946	848,340
Administrative Charges	20,253,758	24,239,554	24,164,681	21,140,149	21,931,653
Other Charges	18,268	15,225	1,340,856	23,256	23,256
Capital Outlay	144,186	292,816	13,000	13,000	-
<b>Total</b>	23,351,344	28,028,191	29,184,145	24,325,844	25,197,265

**PERSONNEL POSITION LISTING**

DEPT	DIV	AUTH #	POSITION NO.	GRADE	POSITION TITLE	09-10 ADOPTED ANNUAL RATE
40	10	2	16007	R41	ASSISTANT BRIDGE MANAGER (AT 25%)	18,148
40	10	1	11463	R40	BRIDGE CASHIER SUPERINTENDENT (AT 25%)	14,399
40	10	2	40166	R28	BRIDGE CASHIER/TELLER	26,707
40	10	4	40166	R28	BRIDGE CASHIER/TELLER	41,746
40	10	5	40166	R28	BRIDGE CASHIER/TELLER	26,666
40	10	13	40166	R28	BRIDGE CASHIER/TELLER	22,693
40	10	1	35018	R33	BRIDGE FINANCIAL ANALYST (AT 25%)	7,753



FUND NUMBER	553 BRIDGE SYSTEM
DEPARTMENT NAME	TRANSPORTATION
DEPARTMENT NUMBER	40 BRIDGE SYSTEM
DIVISION NUMBER	10 BRIDGE SYSTEM

PERSONNEL POSITION LISTING - CONTINUED

DEPT	DIV	AUTH #	POSITION NO.	GRADE	POSITION TITLE	09-10 ADOPTED ANNUAL RATE
40	10	1	16006	R44	BRIDGE MANAGER (AT 25%)	24,263
40	10	2	40167	R27	BRIDGE OFFICER/COLLECTOR	24,919
40	10	8	40167	R27	BRIDGE OFFICER/COLLECTOR	22,402
40	10	13	40167	R27	BRIDGE OFFICER/COLLECTOR	32,136
40	10	18	40167	R27	BRIDGE OFFICER/COLLECTOR	26,915
40	10	23	40167	R27	BRIDGE OFFICER/COLLECTOR	21,611
40	10	24	40167	R27	BRIDGE OFFICER/COLLECTOR	21,611
40	10	25	40167	R27	BRIDGE OFFICER/COLLECTOR	24,939
40	10	34	40167	R27	BRIDGE OFFICER/COLLECTOR	26,687
40	10	41	40167	R27	BRIDGE OFFICER/COLLECTOR	22,859
40	10	43	40167	R27	BRIDGE OFFICER/COLLECTOR	26,707
40	10	44	40167	R27	BRIDGE OFFICER/COLLECTOR	24,024
40	10	46	40167	R27	BRIDGE OFFICER/COLLECTOR	21,611
40	10	48	40167	R27	BRIDGE OFFICER/COLLECTOR	21,611
40	10	62	40167	R27	BRIDGE OFFICER/COLLECTOR	26,167
40	10	63	40167	R27	BRIDGE OFFICER/COLLECTOR	21,611
40	10	64	40167	R27	BRIDGE OFFICER/COLLECTOR	21,611
40	10	65	40167	R27	BRIDGE OFFICER/COLLECTOR	21,611
40	10	66	40167	R27	BRIDGE OFFICER/COLLECTOR	20,654
40	10	67	40167	R27	BRIDGE OFFICER/COLLECTOR	21,611
40	10	68	40167	R27	BRIDGE OFFICER/COLLECTOR	20,654
40	10	69	40167	R27	BRIDGE OFFICER/COLLECTOR	21,611
40	10	70	40167	R27	BRIDGE OFFICER/COLLECTOR	21,611
40	10	71	40167	R27	BRIDGE OFFICER/COLLECTOR	21,611
40	10	72	40167	R27	BRIDGE OFFICER/COLLECTOR	21,611
40	10	73	40167	R27	BRIDGE OFFICER/COLLECTOR	21,611
40	10	13	41966	R26	BRIDGE OFFICER/TRAFFIC	23,962
40	10	14	41966	R26	BRIDGE OFFICER/TRAFFIC	20,883
40	10	18	41966	R26	BRIDGE OFFICER/TRAFFIC	23,296
40	10	23	41966	R26	BRIDGE OFFICER/TRAFFIC	19,594
40	10	24	41966	R26	BRIDGE OFFICER/TRAFFIC	19,594
40	10	47	41966	R26	BRIDGE OFFICER/TRAFFIC	20,363
40	10	48	41966	R26	BRIDGE OFFICER/TRAFFIC	23,255
40	10	74	41966	R26	BRIDGE OFFICER/TRAFFIC	20,363

FUND NUMBER	553 BRIDGE SYSTEM
DEPARTMENT NAME	TRANSPORTATION
DEPARTMENT NUMBER	40 BRIDGE SYSTEM
DIVISION NUMBER	10 BRIDGE SYSTEM

PERSONNEL POSITION LISTING - CONTINUED

DEPT	DIV	AUTH #	POSITION NO.	GRADE	POSITION TITLE	09-10 ADOPTED ANNUAL RATE
40	10	1	16006	R44	BRIDGE MANAGER (AT 25%)	24,263
40	10	76	41966	R26	BRIDGE OFFICER/TRAFFIC	20,363
40	10	77	41966	R26	BRIDGE OFFICER/TRAFFIC	20,363
40	10	78	41966	R26	BRIDGE OFFICER/TRAFFIC	20,363
40	10	80	41966	R26	BRIDGE OFFICER/TRAFFIC	19,594
40	10	1	11462	R39	BRIDGE OPERATION SUPERINTENT' (AT 50%)	34,517
40	10	1	40071	R32	BRIDGE SHIFT SUPERVISOR	37,690
40	10	4	40071	R32	BRIDGE SHIFT SUPERVISOR	41,954
40	10	8	40071	R32	BRIDGE SHIFT SUPERVISOR	42,162
40	10	10	40071	R32	BRIDGE SHIFT SUPERVISOR	38,106
40	10	12	40071	R32	BRIDGE SHIFT SUPERVISOR	39,229
40	10	25	81966	R24	BUILDING MAINTENANCE WORKER	35,090
40	10	27	81966	R24	BUILDING MAINTENANCE WORKER	23,275
40	10	81	81966	R24	BUILDING MAINTENANCE WORKER	17,680
40	10	21	20011	R28	CLERK IV	24,648
40	10	61	81203	R27	MAINTENANCE CREW LEADER	30,368
40	10	1	41968	R36	TOLL EQUIPMENT TECHNICIAN	46,259
<b>TOTAL COUNT</b>			<b>57</b>		<b>TOTAL SALARIES</b>	<b>1,425,359</b>

FUND NUMBER	553 BRIDGE SYSTEM
DEPARTMENT NAME	TRANSPORTATION
DEPARTMENT NUMBER	40 BRIDGE SYSTEM
DIVISION NUMBER	10 BRIDGE SYSTEM

PERFORMANCE MEASURES

	ACTUAL 06-07	ACTUAL 07-08	ESTIMATED 08-09	ADOPTED 09-10
<b>Workload Measures</b>				
<i>Inputs</i>				
Number of full-time equivalent employees (FTE) – collector (vehicular )	16	16	18	18
Number of full-time equivalent employees (FTE) - cashier	4	4	4	4
Number of full-time equivalent employees (FTE) – collectors (pedestrians)	16	16	12	12
Number of pedestrians processed	4,161,523	4,362,476	4,157,440	4,157,440
Number of Gateway passes sold (FY06-07 reporting 10.5 months only)	2,854,245	3,878,985	3,683,893	3,683,893
Number of non-commercial vehicles processed	898,073	1,033,506	1,013,755	1,013,755
<b>Efficiency Measures</b>				
Number of pedestrians processed per FTE-collector	260,095	272,655	346,453	346,453
Number of non-commercial vehicles processed per FTE-collector	56,130	64,594	56,320	56,320
Number of Gateway passes sold per FTE-POS collectors	178,390	242,436	306,991	306,991
<b>Effectiveness Measures</b>				
Total toll receipts	4,684,197	5,109,438	5,843,844	5,843,844
<b>Bridge I</b>				
Operational cost per pedestrian	.41	.44	.46	.45
Operational cost per non-commercial axle	.35	.51	.51	.51

FUND NUMBER	553 BRIDGE SYSTEM
DEPARTMENT NAME	TRANSPORTATION
DEPARTMENT NUMBER	40 BRIDGE SYSTEM
DIVISION NUMBER	12 BRIDGE II

**MISSION**

To continue to serve as the most expedient, convenient and safe crossing points for all citizens and tourists of both U.S and Mexico.

**OBJECTIVES & PLANNED ACCOMPLISHMENTS**

- Insure services that are rendered to improve our position as the largest inland port in the U.S.
- Provide professional and courteous service.
- Insure the expeditious and safe movement of both vehicles and people over the International Bridge.
- Insure the expeditious movement of both vehicles.
- Insure safety for vehicular traffic.
- Insure the courteous and professional customer service.

**EXPENDITURES**

	<b>ACTUAL 06-07</b>	<b>ACTUAL 07-08</b>	<b>AMENDED 08-09</b>	<b>ESTIMATED 08-09</b>	<b>ADOPTED 09-10</b>
Personnel Services	2,092,466	2,110,088	2,283,542	21,191,377	2,121,933
Materials & Supplies	160,448	69,366	105,039	93,014	97,300
Contractual Services	665,131	445,787	497,013	481,075	566,621
<b>Total</b>	<b>2,918,045</b>	<b>2,625,241</b>	<b>2,885,594</b>	<b>21,765,466</b>	<b>2,785,854</b>

**PERSONNEL POSITION LISTING**

<b>DEPT</b>	<b>DIV</b>	<b>AUTH #</b>	<b>POSITION NO.</b>	<b>GRADE</b>	<b>POSITION TITLE</b>	<b>09-10 ADOPTED ANNUAL RATE</b>
40	12	2	16007	R41	ASSISTANT BRIDGE MANAGER (AT 25%)	18,148
40	12	1	11463	R40	BRIDGE CASHIER SUPERINTENDENT (AT 25%)	14,399
40	12	1	40166	R28	BRIDGE CASHIER/TELLER	27,519
40	12	3	40166	R28	BRIDGE CASHIER/TELLER	37,128
40	12	10	40166	R28	BRIDGE CASHIER/TELLER	26,728
40	12	14	40166	R28	BRIDGE CASHIER/TELLER	27,498
40	12	16	40166	R28	BRIDGE CASHIER/TELLER	28,309
40	12	1	35018	R33	BRIDGE FINANCIAL ANALYST (AT 25%)	7,753
40	12	1	16006	R44	BRIDGE MANAGER (AT 25%)	24,263
40	12	1	40167	R27	BRIDGE OFFICER/COLLECTOR	21,611
40	12	5	40167	R27	BRIDGE OFFICER/COLLECTOR	22,859
40	12	7	40167	R27	BRIDGE OFFICER/COLLECTOR	23,546
40	12	9	40167	R27	BRIDGE OFFICER/COLLECTOR	23,546
40	12	12	40167	R27	BRIDGE OFFICER/COLLECTOR	21,611
40	12	16	40167	R27	BRIDGE OFFICER/COLLECTOR	28,247
40	12	17	40167	R27	BRIDGE OFFICER/COLLECTOR	22,256
40	12	20	40167	R27	BRIDGE OFFICER/COLLECTOR	33,114
40	12	21	40167	R27	BRIDGE OFFICER/COLLECTOR	22,859

FUND NUMBER  
DEPARTMENT NAME  
DEPARTMENT NUMBER  
DIVISION NUMBER

553 BRIDGE SYSTE  
TRANSPORTATION  
40 BRIDGE SYSTEM  
12 BRIDGE II

PERSONNEL POSITION LISTING - CONTINUED

DEPT	DIV	AUTH #	POSITION NO.	GRADE	POSITION TITLE	09-10 ADOPTED ANNUAL RATE
40	12	22	40167	R27	BRIDGE OFFICER/COLLECTOR	35,443
40	12	36	40167	R27	BRIDGE OFFICER/COLLECTOR	26,915
40	12	42	40167	R27	BRIDGE OFFICER/COLLECTOR	23,775
40	12	52	40167	R27	BRIDGE OFFICER/COLLECTOR	21,611
40	12	53	40167	R27	BRIDGE OFFICER/COLLECTOR	21,611
40	12	54	40167	R27	BRIDGE OFFICER/COLLECTOR	24,482
40	12	55	40167	R27	BRIDGE OFFICER/COLLECTOR	20,779
40	12	57	40167	R27	BRIDGE OFFICER/COLLECTOR	22,547
40	12	58	40167	R27	BRIDGE OFFICER/COLLECTOR	21,611
40	12	59	40167	R27	BRIDGE OFFICER/COLLECTOR	25,938
40	12	60	40167	R27	BRIDGE OFFICER/COLLECTOR	25,688
40	12	3	41966	R26	BRIDGE OFFICER/TRAFFIC	31,159
40	12	4	41966	R26	BRIDGE OFFICER/TRAFFIC	20,363
40	12	5	41966	R26	BRIDGE OFFICER/TRAFFIC	35,027
40	12	6	41966	R26	BRIDGE OFFICER/TRAFFIC	33,135
40	12	8	41966	R26	BRIDGE OFFICER/TRAFFIC	25,875
40	12	15	41966	R26	BRIDGE OFFICER/TRAFFIC	26,416
40	12	16	41966	R26	BRIDGE OFFICER/TRAFFIC	21,715
40	12	19	41966	R26	BRIDGE OFFICER/TRAFFIC	25,168
40	12	20	41966	R26	BRIDGE OFFICER/TRAFFIC	20,363
40	12	22	41966	R26	BRIDGE OFFICER/TRAFFIC	19,469
40	12	43	41966	R26	BRIDGE OFFICER/TRAFFIC	23,026
40	12	45	41966	R26	BRIDGE OFFICER/TRAFFIC	23,047
40	12	1	11462	R39	BRIDGE OPERATION SUPERINTEN'T (AT 50%)	34,517
40	12	2	40071	R32	BRIDGE SHIFT SUPERVISOR	38,085
40	12	6	40071	R32	BRIDGE SHIFT SUPERVISOR	37,794
40	12	11	40071	R32	BRIDGE SHIFT SUPERVISOR	40,851
40	12	13	40071	R32	BRIDGE SHIFT SUPERVISOR	34,591
40	12	15	40071	R32	BRIDGE SHIFT SUPERVISOR	30,743
40	12	16	40071	R32	BRIDGE SHIFT SUPERVISOR	33,239
40	12	30	40071	R32	BRIDGE SHIFT SUPERVISOR	32,989
40	12	26	81966	R24	BUILDING MAINTENANCE WORKER	23,941
40	12	29	81966	R24	BUILDING MAINTENANCE WORKER	18,512
40	12	30	81966	R24	BUILDING MAINTENANCE WORKER	22,360
40	12	56	81966	R24	BUILDING MAINTENANCE WORKER	20,821
40	12	85	81966	R24	BUILDING MAINTENANCE WORKER	20,447
40	12	22	20011	R28	CLERK IV	31,741
40	12	3	41968	R36	TOLL EQUIPMENT TECHNICIAN	47,091
<b>TOTAL COUNT</b>			<b>56</b>		<b>TOTAL SALARIES</b>	<b>1,474,281</b>

FUND NUMBER	553 BRIDGE SYSTEM
DEPARTMENT NAME	TRANSPORTATION
DEPARTMENT NUMBER	40 BRIDGE SYSTEM
DIVISION NUMBER	12 BRIDGE II

PERFORMANCE MEASURES

	ACTUAL 06-07	ACTUAL 07-08	ESTIMATED 08-09	ADOPTED 09-10
<b>Workload Measures</b>				
<i>Inputs</i>				
Number of full-time equivalent employees (FTE) - collector	25	25	22	22
Number of full-time equivalent employees (FTE) – cashier (customer service center)	3	3	3	3
Number of full-time equivalent employees FTE – cashier (operations)	3	3	3	3
<i>Outputs</i>				
Number of non-commercial vehicles processed	4,718,333	4,405,653	3,909,481	3,909,481
Number of commercial vehicles processed (buses)	38,590	40,331	40,677	40,677
Number of swipe cards sold	62,934	47,037	13,629	13,629
Number of AVI accounts opened	947	549	616	616
Number of AVI tags issued	2,177	5,823	6,395	5,750
<b>Efficiency Measures</b>				
Number of non-commercial vehicles processed per FTE-collector	188,733	176,226	177,703	177,703
Number of commercial vehicles processed per FTE-collector	1,544	1,613	1,849	1,849
Number of swipe cards sold per FTE-cashier	20,978	5,679	4,543	4,543
Number of AVI accounts opened per FTE-cashier	316	183	205	205
Number of AVI tags issued per FTE-cashier	725	1,941	2,132	1,917
<b>Effectiveness Measures</b>				
Total toll receipts	12,560,546	13,066,503	11,851,459	11,851,459
<b>Bridge II</b>				
Operational cost per non-commercial axle	.32	.33	.39	.39
Operational cost per commercial axle (buses)	.16	.18	.27	.27

FUND NUMBER	553 BRIDGE SYSTEM
DEPARTMENT NAME	TRANSPORTATION
DEPARTMENT NUMBER	40 BRIDGE SYSTEM
DIVISION NUMBER	15 COLOMBIA BRIDGE

**MISSION**

To continue to serve as the most expedient, convenient and safe crossing points for all citizens and tourists of both U.S and Mexico, as well as facilitate the crossing of all freight and import-export trade that utilizes the Port of Laredo.

**OBJECTIVES & PLANNED ACCOMPLISHMENTS**

- Insure services which are rendered to improve our position as the largest inland port in the U.S.
- Provide professional and courteous service.
- Insure the expeditious and safe movement of both vehicles and people over the International Bridge.
- Insure the expeditious movement of both vehicles.
- Insure safety for vehicular traffic.
- Insure the courteous and professional customer service.

**EXPENDITURES**

	ACTUAL 06-07	ACTUAL 07-08	AMENDED 08-09	ESTIMATED 08-09	ADOPTED 09-10
Personnel Services	1,158,651	1,223,591	1,248,388	1,282,024	1,227,603
Materials & Supplies	28,113	30,421	47,404	42,316	31,492
Contractual Services	134,267	263,516	283,053	244,383	255,859
Other Charges	-	4	-	-	-
Capital Outlay	-	-	155,553	155,553	-
<b>Total</b>	1,321,031	1,517,532	1,734,398	1,724,276	1,514,954

**PERSONNEL POSITION LISTING**

DEPT	DIV	AUTH #	POSITION NO.	GRADE	POSITION TITLE	09-10 ADOPTED ANNUAL RATE
40	15	2	16007	R41	ASSISTANT BRIDGE MANAGER (AT 25%)	18,148
40	15	1	11463	R40	BRIDGE CASHIER SUPERINTENDENT (AT 25%)	14,399
40	15	7	40166	R28	BRIDGE CASHIER/TELLER	25,189
40	15	8	40166	R28	BRIDGE CASHIER/TELLER	35,735
40	15	9	40166	R28	BRIDGE CASHIER/TELLER	27,519
40	15	1	35018	R33	BRIDGE FINANCIAL ANALYST (AT 25%)	7,753
40	15	1	16006	R44	BRIDGE MANAGER (AT 25%)	24,263
40	15	28	40167	R27	BRIDGE OFFICER/COLLECTOR	21,486
40	15	29	40167	R27	BRIDGE OFFICER/COLLECTOR	27,789

FUND NUMBER	553 BRIDGE SYSTEM
DEPARTMENT NAME	TRANSPORTATION
DEPARTMENT NUMBER	40 BRIDGE SYSTEM
DIVISION NUMBER	15 COLOMBIA BRIDGE

PERSONNEL POSITION LISTING - CONTINUED

40	15	30	40167	R27	BRIDGE OFFICER/COLLECTOR	24,939
40	15	87	40167	R27	BRIDGE OFFICER/COLLECTOR	23,525
40	15	88	40167	R27	BRIDGE OFFICER/COLLECTOR	23,775
40	15	89	40167	R27	BRIDGE OFFICER/COLLECTOR	21,611
40	15	90	40167	R27	BRIDGE OFFICER/COLLECTOR	25,210
40	15	91	40167	R27	BRIDGE OFFICER/COLLECTOR	25,459
40	15	92	40167	R27	BRIDGE OFFICER/COLLECTOR	22,194
40	15	37	41966	R26	BRIDGE OFFICER/TRAFFIC	21,528
40	15	38	41966	R26	BRIDGE OFFICER/TRAFFIC	22,859
40	15	39	41966	R26	BRIDGE OFFICER/TRAFFIC	22,152
40	15	40	41966	R26	BRIDGE OFFICER/TRAFFIC	24,648
40	15	41	41966	R26	BRIDGE OFFICER/TRAFFIC	24,232
40	15	42	41966	R26	BRIDGE OFFICER/TRAFFIC	22,152
40	15	2	11462	R39	BRIDGE OPERATION SUPERINTENT' (AT 50%)	31,990
40	15	9	40071	R32	BRIDGE SHIFT SUPERVISOR	36,026
40	15	22	40071	R32	BRIDGE SHIFT SUPERVISOR	43,431
40	15	23	40071	R32	BRIDGE SHIFT SUPERVISOR	34,423
40	15	24	40071	R32	BRIDGE SHIFT SUPERVISOR	36,691
40	15	25	40071	R32	BRIDGE SHIFT SUPERVISOR	36,691
40	15	31	81966	R24	BUILDING MAINTENANCE WORKER	21,424
40	15	39	81966	R24	BUILDING MAINTENANCE WORKER	22,943
40	15	44	81966	R24	BUILDING MAINTENANCE WORKER	21,029
40	15	68	20013	R27	CLERK III	27,248
40	15	4	41968	R36	TOLL EQUIPMENT TECHNICIAN	41,974
<b>TOTAL COUNT</b>			<b>33</b>		<b>TOTAL SALARIES</b>	<b>860,437</b>



FUND NUMBER	553 BRIDGE SYSTEM
DEPARTMENT NAME	TRANSPORTATION
DEPARTMENT NUMBER	40 BRIDGE SYSTEM
DIVISION NUMBER	15 COLOMBIA BRIDGE

PERFORMANCE MEASURES

	ACTUAL 06-07	ACTUAL 07-08	ESTIMATED 08-09	ADOPTED 09-10
<b>Workload Measures</b>				
<i>Inputs</i>				
Number of full-time equivalent employees (FTE) - collector	10	10	8	8
Number of full-time equivalent employees (FTE) - cashier	3	3	3	3
<i>Outputs</i>				
Number of non-commercial vehicles processed	102,393	100,102	95,353	95,353
Number of commercial vehicles processed	323,343	293,965	238,455	238,455
Number of swipe cards sold	35,989	31,639	24,572	24,572
Number of overweight/oversize permits sold (FY06-07 reporting only 6 months)	242	1,041	1,112	1,112
<b>Efficiency Measures</b>				
Number of non-commercial vehicles processed per FTE-collector	10,239	10,122	11,919	11,919
Number of commercial vehicles processed per FTE-collector	32,334	29,396	29,807	29,807
Number of swipe cards sold per FTE-cashier	11,996	10,546	8,1991	8,191
Number of overweight/oversize permits sold per FTE - cashier	81	347	371	371
<b>Effectiveness Measures</b>				
Total toll receipts	1,859,146	2,644,840	2,206,980	2,206,980
<b>Bridge III</b>				
Operational cost per non-commercial axle	1.58	2.35	2.42	2.61
Operational cost per commercial axle	.74	1.06	1.12	1.18

FUND NUMBER	553 BRIDGE SYSTEM
DEPARTMENT NAME	TRANSPORTATION
DEPARTMENT NUMBER	40 BRIDGE SYSTEM
DIVISION NUMBER	61 FOURTH BRIDGE

**MISSION**

To continue to serve as the most expedient, convenient and safe crossing points for all citizens and tourists of both U.S and Mexico, as well as facilitate the crossing of all freight and import-export trade that utilizes the Port of Laredo

**OBJECTIVES & PLANNED ACCOMPLISHMENTS**

- Insure services which are rendered to improve our position as the largest inland port in the U.S.
- Provide professional and courteous service.
- Insure the expeditious and safe movement of both vehicles and people over the International Bridge.
- Insure the expeditious movement of both vehicles.
- Insure safety for vehicular traffic.
- Insure the courteous and professional customer service.

**EXPENDITURES**

	ACTUAL 06-07	ACTUAL 07-08	AMENDED 08-09	ESTIMATED 08-09	ADOPTED 09-10
Personnel Services	2,163,670	2,127,246	2,622,666	2,135,845	2,117,884
Materials & Supplies	289,633	113,035	165,940	145,738	137,143
Contractual Services	388,919	570,244	534,043	520,745	515,182
Capital Outlay	-	58,584	62,930	52,930	-
<b>Total</b>	2,842,222	2,869,109	3,385,579	2,855,258	2,770,209

**PERSONNEL POSITION LISTING**

DEPT	DIV	AUTH #	POSITION NO.	GRADE	POSITION TITLE	09-10 ADOPTED ANNUAL RATE
40	61	19	20018	R29	ADMINISTRATIVE SECRETARY	31,346
40	61	2	16007	R41	ASSISTANT BRIDGE MANAGER (AT 25%)	18,148
40	61	1	11463	R40	BRIDGE CASHIER SUPERINTENDENT (AT 25%)	14,399
40	61	19	40166	R28	BRIDGE CASHIER/TELLER	31,200
40	61	20	40166	R28	BRIDGE CASHIER/TELLER	24,711
40	61	21	40166	R28	BRIDGE CASHIER/TELLER	29,120
40	61	22	40166	R28	BRIDGE CASHIER/TELLER	28,538

FUND NUMBER	553 BRIDGE SYSTEM
DEPARTMENT NAME	TRANSPORTATION
DEPARTMENT NUMBER	40 BRIDGE SYSTEM
DIVISION NUMBER	61 FOURTH BRIDGE

PERSONNEL POSITION LISTING - CONTINUED

DEPT	DIV	AUTH #	POSITION NO.	GRADE	POSITION TITLE	09-10 ADOPTED ANNUAL RATE
40	61	23	40166	R28	BRIDGE CASHIER/TELLER	28,288
40	61	24	40166	R28	BRIDGE CASHIER/TELLER	25,647
40	61	25	40166	R28	BRIDGE CASHIER/TELLER	26,479
40	61	26	40166	R28	BRIDGE CASHIER/TELLER	27,539
40	61	27	40166	R28	BRIDGE CASHIER/TELLER	29,391
40	61	28	40166	R28	BRIDGE CASHIER/TELLER	27,519
40	61	31	40166	R28	BRIDGE CASHIER/TELLER	23,962
40	61	32	40166	R28	BRIDGE CASHIER/TELLER	27,207
40	61	33	40166	R28	BRIDGE CASHIER/TELLER	28,829
40	61	1	35018	R33	BRIDGE FINANCIAL ANALYST (AT 25%)	7,753
40	61	1	16006	R44	BRIDGE MANAGER (AT 25%)	24,263
40	61	65	40167	R27	BRIDGE OFFICER/COLLECTOR	25,938
40	61	67	40167	R27	BRIDGE OFFICER/COLLECTOR	23,067
40	61	68	40167	R27	BRIDGE OFFICER/COLLECTOR	26,957
40	61	70	40167	R27	BRIDGE OFFICER/COLLECTOR	21,611
40	61	71	40167	R27	BRIDGE OFFICER/COLLECTOR	20,779
40	61	72	40167	R27	BRIDGE OFFICER/COLLECTOR	26,707
40	61	73	40167	R27	BRIDGE OFFICER/COLLECTOR	21,611
40	61	74	40167	R27	BRIDGE OFFICER/COLLECTOR	25,418
40	61	75	40167	R27	BRIDGE OFFICER/COLLECTOR	24,752
40	61	76	40167	R27	BRIDGE OFFICER/COLLECTOR	23,546
40	61	77	40167	R27	BRIDGE OFFICER/COLLECTOR	24,939
40	61	78	40167	R27	BRIDGE OFFICER/COLLECTOR	21,611
40	61	79	40167	R27	BRIDGE OFFICER/COLLECTOR	22,007
40	61	80	40167	R27	BRIDGE OFFICER/COLLECTOR	25,231
40	61	81	40167	R27	BRIDGE OFFICER/COLLECTOR	27,248
40	61	82	40167	R27	BRIDGE OFFICER/COLLECTOR	25,647
40	61	83	40167	R27	BRIDGE OFFICER/COLLECTOR	22,859
40	61	85	40167	R27	BRIDGE OFFICER/COLLECTOR	23,983
40	61	86	40167	R27	BRIDGE OFFICER/COLLECTOR	25,605
40	61	25	41966	R26	BRIDGE OFFICER/TRAFFIC	24,440
40	61	26	41966	R26	BRIDGE OFFICER/TRAFFIC	20,363
40	61	27	41966	R26	BRIDGE OFFICER/TRAFFIC	19,594

FUND NUMBER  
DEPARTMENT NAME  
DEPARTMENT NUMBER  
DIVISION NUMBER

553 BRIDGE SYSTEM  
TRANSPORTATION  
40 BRIDGE SYSTEM  
61 FOURTH BRIDGE

PERSONNEL POSITION LISTING - CONTINUED

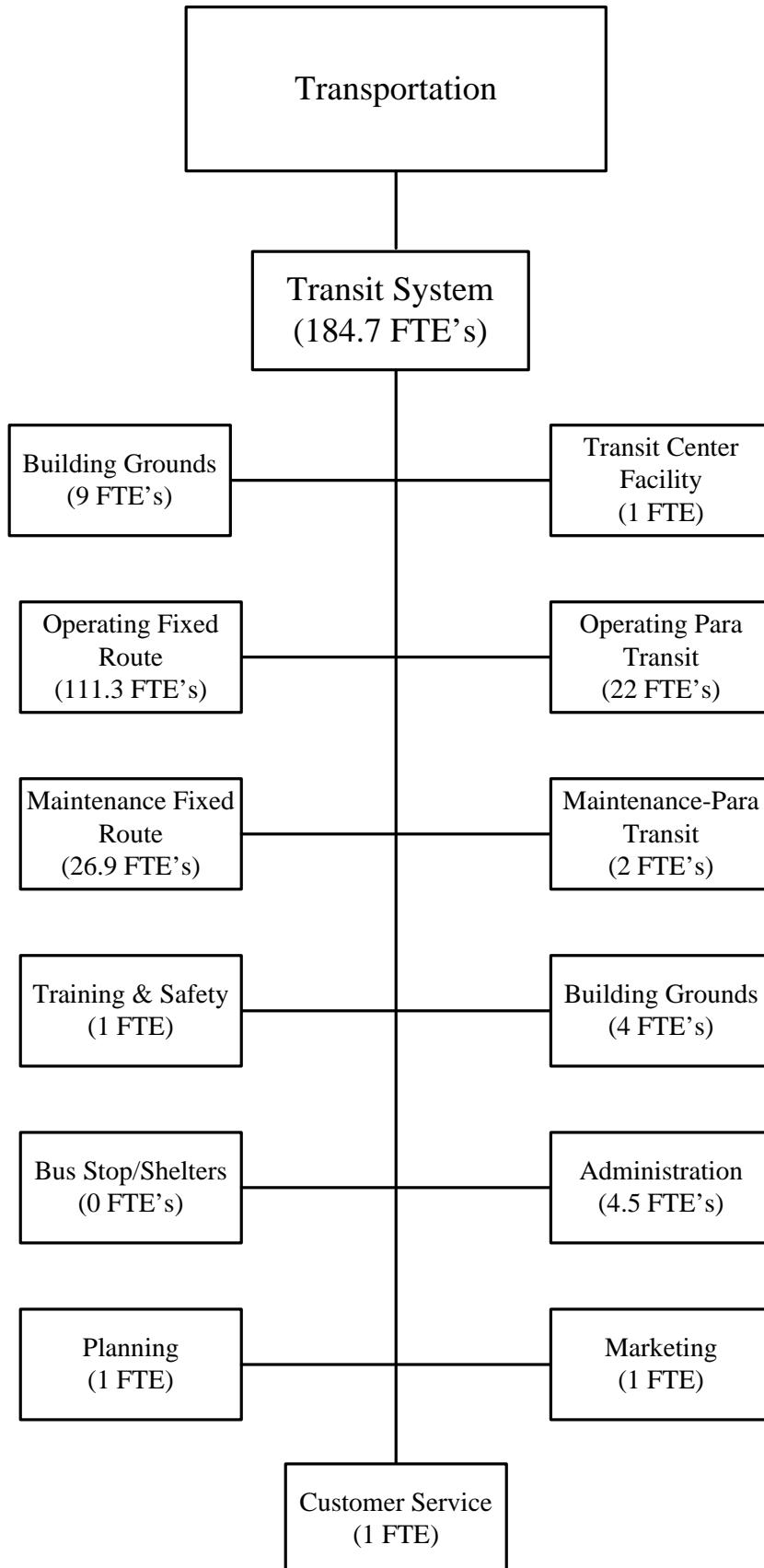
DEPT	DIV	AUTH #	POSITION NO.	GRADE	POSITION TITLE	09-10 ADOPTED ANNUAL RATE
40	61	28	41966	R26	BRIDGE OFFICER/TRAFFIC	20,238
40	61	29	41966	R26	BRIDGE OFFICER/TRAFFIC	19,594
40	61	30	41966	R26	BRIDGE OFFICER/TRAFFIC	24,648
40	61	31	41966	R26	BRIDGE OFFICER/TRAFFIC	20,363
40	61	32	41966	R26	BRIDGE OFFICER/TRAFFIC	25,147
40	61	33	41966	R26	BRIDGE OFFICER/TRAFFIC	20,987
40	61	34	41966	R26	BRIDGE OFFICER/TRAFFIC	20,363
40	61	35	41966	R26	BRIDGE OFFICER/TRAFFIC	22,797
40	61	36	41966	R26	BRIDGE OFFICER/TRAFFIC	19,469
40	61	2	11462	R39	BRIDGE OPERATION SUPERINTEN'T (AT 50%)	31,990
40	61	18	40071	R32	BRIDGE SHIFT SUPERVISOR	39,770
40	61	19	40071	R32	BRIDGE SHIFT SUPERVISOR	36,005
40	61	20	40071	R32	BRIDGE SHIFT SUPERVISOR	36,691
40	61	21	40071	R32	BRIDGE SHIFT SUPERVISOR	35,963
40	61	33	81966	R24	BUILDING MAINTENANCE WORKER	23,400
40	61	64	81966	R24	BUILDING MAINTENANCE WORKER	18,512
40	61	26	20011	R28	CLERK IV	27,477
40	61	2	41968	R36	TOLL EQUIPMENT TECHNICIAN	51,459
<b>TOTAL COUNT</b>			<b>58</b>		<b>TOTAL SALARIES</b>	<b>1,473,127</b>

FUND NUMBER	553 BRIDGE SYSTEM
DEPARTMENT NAME	TRANSPORTATION
DEPARTMENT NUMBER	40 BRIDGE SYSTEM
DIVISION NUMBER	61 FOURTH BRIDGE

PERFORMANCE MEASURES

	ACTUAL 06-07	ACTUAL 07-08	ESTIMATED 08-09	ADOPTED 09-10
<b>Workload Measures</b>				
<i>Inputs</i>				
Number of full-time equivalent employees (FTE) - collector	12	12	10	10
Number of full-time equivalent employees (FTE) - cashier	11	11	11	11
<i>Outputs</i>				
Number of commercial vehicles processed	1,300,616	1,274,270	1,099,429	1,099,429
Number of swipe cards sold	172,047	107,375	88,225	88,225
Number of accounts opened	105	126	93	93
Number of A.V.I. tags issued	263	2,467	3,656	3,500
<b>Efficiency Measures</b>				
Number of commercial vehicles processed per FTE-collector	108,385	106,189	109,942	109,942
Number of swipe cards sold per FTE-cashier	15,640	9,761	8,020	8,020
Number of AVI accounts opened per FTE-cashier	10	11	6	6
Number of AVI tags issued per FTE-cashier	24	224	332	318
<b>Effectiveness Measures</b>				
Total toll receipts	18,942,838	24,755,067	20,581,325	20,581,325
<b>Bridge IV</b>				
Operational cost per commercial axle	.54	.60	.61	.60

# Transit System Fund



**CITY OF LAREDO, TEXAS**  
**EL METRO FUND**  
**OPERATING BUDGET**  
**FY 2009-2010**

DESCRIPTION	ACTUAL FY 06-07	ACTUAL FY 07-08	ORIGINAL BUDGET FY 08-09	ADJUSTED BUDGET FY 08-09	TOTAL ESTIMATE FY 08-09	ADOPTED BUDGET FY 09-10
<b>REVENUES</b>						
Charges for Services	2,896,827	3,651,085	3,346,134	3,346,134	3,335,340	4,849,955
Fees and Collections	1,765	1,836	1,500	1,500	1,500	1,630
Rents, Royalties and Interest	1,463	936	1,000	1,000	200	200
Reimbursements and Misc	9,438,314	9,016,051	10,027,988	10,027,988	9,603,565	9,917,065
<b>TOTAL REVENUES</b>	<b>12,338,369</b>	<b>12,669,908</b>	<b>13,376,622</b>	<b>13,376,622</b>	<b>12,940,605</b>	<b>14,768,850</b>
<b>EXPENSES</b>						
Operating-Fixed Route						
Personnel Services	5,295,535	5,247,996	5,844,957	5,844,957	5,844,957	5,584,932
Materials and Supplies	933,871	1,258,485	1,165,100	1,125,053	818,407	1,243,592
Contractual Services	307,222	259,425	300,349	300,374	297,268	296,524
Other Charges	17,774	15,812	35,500	35,500	30,000	43,200
Total Operating-Fixed Route	6,554,402	6,781,718	7,345,906	7,305,884	6,990,632	7,168,248
Operating-Para Transit						
Personnel Services	1,079,151	1,229,651	1,118,580	1,123,482	1,123,482	1,114,944
Materials and Supplies	89,087	165,866	152,300	147,598	125,336	160,035
Contractual Services	69,789	92,141	116,150	118,372	100,012	132,805
Other Charges	7,220	6,379	8,200	8,200	6,000	6,300
Total Operating-Para Transit	1,245,247	1,494,037	1,395,230	1,397,652	1,354,830	1,414,084
Maintenance-Fixed Route						
Personnel Services	1,392,937	1,422,206	1,522,852	1,511,316	1,511,316	1,428,083
Materials and Supplies	951,733	962,617	834,250	766,259	779,459	889,200
Contractual Services	140,997	188,286	202,237	195,105	181,781	153,950
Total Maintenance-Fixed Route	2,485,667	2,573,109	2,559,339	2,472,680	2,472,556	2,471,233
Maintenance-Para Transit						
Personnel Services	222,858	209,342	228,579	225,179	225,179	195,449
Materials and Supplies	81,847	80,966	69,240	71,401	74,200	76,970
Contractual Services	30,946	33,425	63,130	62,876	50,176	41,050
Total Maintenance-Para Transit	335,651	323,733	360,949	359,456	349,555	313,469
Training & Safety						
Personnel Services	53,713	65,542	65,654	65,954	65,954	65,036
Materials and Supplies	4,397	5,589	3,500	3,700	2,700	4,250
Contractual Services	983	1,310	500	1,500	1,500	2,495
Total Training & Safety	59,093	72,441	69,654	71,154	70,154	71,781

**CITY OF LAREDO, TEXAS**  
**EL METRO FUND**  
**OPERATING BUDGET**  
**FY 2009-2010**

DESCRIPTION	ACTUAL FY 06-07	ACTUAL FY 07-08	ORIGINAL BUDGET FY 08-09	ADJUSTED BUDGET FY 08-09	TOTAL ESTIMATE FY 08-09	ADOPTED BUDGET FY 09-10
Building/Grounds						
Personnel Services	184,888	183,654	265,545	269,545	269,545	245,584
Materials and Supplies	33,778	50,312	56,700	52,700	44,700	67,900
Contractual Services	169,364	192,916	253,620	250,250	226,956	255,509
<b>Total Building/Grounds</b>	<b>388,030</b>	<b>426,882</b>	<b>575,865</b>	<b>572,495</b>	<b>541,201</b>	<b>568,993</b>
Bus Stop/Shelters						
Personnel Services	95,543	98,719	101,066	106,316	106,316	100,160
Materials and Supplies	1,044	772	500	500	-	-
Contractual Services	3,951	4,548	5,803	5,803	5,800	6,000
<b>Total Bus Stop/Shelters</b>	<b>100,538</b>	<b>104,039</b>	<b>107,369</b>	<b>112,619</b>	<b>112,116</b>	<b>106,160</b>
General Administration						
Personnel Services	223,665	104,839	178,477	178,477	178,477	153,324
Materials and Supplies	3,374	3,601	4,300	21,800	32,604	46,650
Contractual Services	504,439	483,266	539,722	629,512	583,465	627,775
Other	4,323	-	-	-	-	2,410
<b>Total General Administration</b>	<b>735,801</b>	<b>591,706</b>	<b>722,499</b>	<b>829,789</b>	<b>794,546</b>	<b>830,159</b>
Planning						
Personnel Services	62,081	49,172	51,863	51,943	51,943	54,557
Materials and Supplies	568	24	-	-	-	8,500
Contractual Services	3,576	2,122	-	1,680	2,687	4,830
<b>Total Planning</b>	<b>66,225</b>	<b>51,318</b>	<b>51,863</b>	<b>53,623</b>	<b>54,630</b>	<b>67,887</b>
Marketing						
Personnel Services	52,063	73,993	57,266	57,396	57,596	78,064
Materials and Supplies	3,585	5,275	9,600	11,570	11,570	14,770
Contractual Services	18,318	22,920	17,000	24,220	24,517	34,345
<b>Total Marketing</b>	<b>73,966</b>	<b>102,188</b>	<b>83,866</b>	<b>93,186</b>	<b>93,683</b>	<b>127,179</b>
Customer Service						
Personnel Services	249,703	129,403	91,408	91,626	91,626	73,930
Materials and Supplies	8,611	7,338	4,250	9,250	6,500	5,650
Contractual Services	35,435	11,996	8,424	8,434	8,576	4,433
<b>Total Customer Service</b>	<b>293,749</b>	<b>148,737</b>	<b>104,082</b>	<b>109,310</b>	<b>106,702</b>	<b>84,013</b>
<b>TOTAL EXPENSES</b>	<b>12,338,369</b>	<b>12,669,908</b>	<b>13,376,622</b>	<b>13,377,848</b>	<b>12,940,605</b>	<b>13,223,206</b>
<b>CLOSING BALANCE</b>	-	-	-	(1,226)	-	1,545,644
<b>ADJUSTMENTS:</b>						
<b>PRIOR YEAR ENCUMBRANCES</b>	-	-	-	1,226	-	-
<b>ADJUSTED CLOSING BALANCE</b>	-	-	-	-	-	1,545,644



**CITY OF LAREDO, TEXAS  
TRANSIT CENTER FACILITY FUND  
OPERATING BUDGET  
FY 2009-2010**

DESCRIPTION	ACTUAL FY 06-07	ACTUAL FY 07-08	ORIGINAL BUDGET FY 08-09	ADJUSTED BUDGET FY 08-09	TOTAL ESTIMATE FY 08-09	ADOPTED BUDGET FY 09-10
<b>OPENING BALANCE</b>	<b>103,359</b>	<b>145,593</b>	<b>152,844</b>	<b>231,782</b>	<b>231,782</b>	<b>231,782</b>
<b>REVENUES</b>						
Transit Center Rent	215,546	238,929	242,730	242,730	217,903	217,903
Transit Center Parking	297,684	121,240	167,532	167,532	150,000	150,000
Transit Center Monthly Parking	-	152,292	160,000	160,000	157,000	157,000
Transit Center Night Parking	-	20,106	20,000	20,000	25,000	25,000
Commissions	8,816	7,200	10,000	10,000	6,050	6,000
Other	19,227	21,412	19,095	19,095	21,795	21,745
<b>TOTAL REVENUES</b>	<b>541,273</b>	<b>561,179</b>	<b>619,357</b>	<b>619,357</b>	<b>577,748</b>	<b>577,648</b>
<b>TOTAL AVAILABLE</b>	<b>644,632</b>	<b>706,772</b>	<b>772,201</b>	<b>851,139</b>	<b>809,530</b>	<b>809,430</b>
<b>EXPENSES</b>						
Building/Grounds						
Personnel Services	170,040	171,293	233,631	233,631	221,981	229,698
Materials & Supplies	51,601	30,814	57,400	55,598	33,614	27,256
Contractual Services	198,080	202,236	259,715	275,036	187,962	166,250
Total Building/Grounds	419,721	404,343	550,746	564,265	443,557	423,204
Transit Center Facility						
Personnel Services	25,540	12,447	27,676	27,726	61,440	63,521
Materials & Supplies	1,758	2,326	4,300	3,300	3,300	3,300
Contractual Services	51,101	48,346	63,640	69,451	69,451	67,181
Other Charges/ reserves	919	7,528	44,513	44,513	-	-
Total Transit Center Facility	79,318	70,647	140,129	144,990	134,191	134,002
<b>TOTAL EXPENSES</b>	<b>499,039</b>	<b>474,990</b>	<b>690,875</b>	<b>709,255</b>	<b>577,748</b>	<b>557,206</b>
<b>CLOSING BALANCE</b>	<b>145,593</b>	<b>231,782</b>	<b>81,326</b>	<b>141,884</b>	<b>231,782</b>	<b>252,224</b>
<b>ADJUSTMENTS:</b>						
<b>PRIOR YEAR ENCUMBRANCES</b>	-	-	-	<b>18,380</b>	-	-
<b>ADJUSTED CLOSING BALANCE</b>	<b>145,593</b>	<b>231,782</b>	<b>81,326</b>	<b>160,264</b>	<b>231,782</b>	<b>252,224</b>

**CITY OF LAREDO, TEXAS**  
**TRANSIT SYSTEM SALES TAX FUND**  
**OPERATING BUDGET**  
**FY 2009-2010**

DESCRIPTION	ACTUAL FY 06-07	ACTUAL FY 07-08	ORIGINAL BUDGET FY 08-09	ADJUSTED BUDGET FY 08-09	TOTAL ESTIMATE FY 08-09	ADOPTED BUDGET FY 09-10
<b>OPENING BALANCE</b>	<b>1,673,505</b>	<b>1,563,374</b>	<b>1,374,684</b>	<b>2,259,819</b>	<b>2,259,819</b>	<b>1,775,787</b>
<b>REVENUES</b>						
Sales Tax Revenue	5,881,063	6,122,978	6,284,977	6,284,977	5,834,645	5,834,645
Interest Earnings	90,196	83,856	85,600	85,600	60,700	54,900
Net Increase (Decrease) in the Fair Value of Invest.	11,050	405	-	-	-	-
Other	1,784	-	-	-	-	-
<b>TOTAL REVENUES</b>	<b>5,984,093</b>	<b>6,207,239</b>	<b>6,370,577</b>	<b>6,370,577</b>	<b>5,895,345</b>	<b>5,889,545</b>
<b>TOTAL AVAILABLE</b>	<b>7,657,598</b>	<b>7,770,613</b>	<b>7,745,261</b>	<b>8,630,396</b>	<b>8,155,164</b>	<b>7,665,332</b>
<b>EXPENSES</b>						
Transfers Out:						
Debt Service	890,675	946,240	1,244,536	1,244,536	1,244,536	1,269,166
Transit System:						
El Metro Operations	4,651,557	4,399,571	5,387,507	5,199,619	4,307,172	5,095,319
Capital Grant Match	485,888	93,751	194,000	560,935	-	-
Transit Projects:						
Appraisal and Fees	-	-	-	3,500	4,500	-
Vehicles and heavy equipment	-	-	78,000	262,002	148,500	-
Other Charges	64,642	61,274	-	-	-	-
Reserve Appropriation	-	-	841,218	474,669	674,669	1,300,847
<b>TOTAL EXPENSES</b>	<b>6,092,762</b>	<b>5,500,836</b>	<b>7,745,261</b>	<b>7,745,261</b>	<b>6,379,377</b>	<b>7,665,332</b>
<b>CLOSING BALANCE</b>	<b>1,564,836</b>	<b>2,269,777</b>	<b>-</b>	<b>885,135</b>	<b>1,775,787</b>	<b>-</b>
<b>ADJUSTMENTS:</b>						
<b>COMPENSATED ABSENCES</b>	<b>(1,462)</b>	<b>(9,958)</b>	<b>-</b>	<b>-</b>	<b>-</b>	<b>-</b>
<b>ADJUSTED CLOSING BALANCE</b>	<b>1,563,374</b>	<b>2,259,819</b>	<b>-</b>	<b>885,135</b>	<b>1,775,787</b>	<b>-</b>

**CITY OF LAREDO, TEXAS**  
**TRANSIT SYSTEM FUND**  
**CAPITAL GRANTS BUDGET**  
**FY 2009-2010**

DESCRIPTION	ACTUAL FY 06-07	ACTUAL FY 07-08	ORIGINAL BUDGET FY 08-09	ADJUSTED BUDGET FY 08-09	TOTAL ESTIMATED FY 08-09	ADOPTED BUDGET FY 09-10
<b>OPENING BALANCE</b>	<b>4,781,062</b>	<b>5,038,798</b>	<b>329,956</b>	<b>3,363,221</b>	<b>3,363,221</b>	<b>323,489</b>
<b>REVENUES</b>						
FTA Capital Grants:						
TX90-X438	123,456	64,518	-	12,266	12,266	-
TX90-X456	-	140,924	-	21,990	21,990	-
TX90-X499	4,000	4,000	-	-	-	-
TX-03-0274	41,532	42,080	-	970,820	970,820	-
Tx-03-0299	-	-	-	1,943,557	1,943,557	-
2006 Earmark	-	-	-	680,131	680,131	-
2007 Earmark	-	-	-	-	714,000	-
2008 Earmark	-	-	776,000	776,000	776,000	-
VCR Grants: 17 VANS	-	-	-	959,480	959,480	-
NEW FREEDOM GRANT	-	-	-	375,000	375,000	-
Interest Earnings	232,675	129,131	170,000	170,000	23,730	24,300
Certificate of Obligation 2008 (buses)	-	-	-	3,500,000	3,500,000	-
Sales Tax Match	485,889	93,750	194,000	560,549	560,549	-
<b>TOTAL REVENUES</b>	<b>887,552</b>	<b>474,403</b>	<b>1,140,000</b>	<b>9,969,793</b>	<b>10,537,523</b>	<b>24,300</b>
<b>TOTAL AVAILABLE</b>	<b>5,668,614</b>	<b>5,513,201</b>	<b>1,469,956</b>	<b>13,333,014</b>	<b>13,900,744</b>	<b>347,789</b>
<b>EXPENSES</b>						
FTA Capital Grants:						
TX90-X438	154,320	80,647	-	15,333	15,333	-
TX90-X456	-	176,151	-	27,487	27,487	-
TX90-X499	5,000	5,000	-	-	-	-
TX-03-0274	51,915	52,600	-	1,213,526	1,213,526	-
TX-03-0299	-	-	-	2,429,446	2,429,446	-
2006 Earmark (TX-04-0040)	-	-	-	850,164	850,164	-
2007 Earmark	-	-	-	-	892,500	-
2008 Earmark	-	-	970,000	970,000	970,000	-
VCR Grants: 17 VANS	-	-	-	1,155,995	1,155,995	-
Certificate of Obligation 2008 (buses)	-	-	-	3,500,000	3,500,000	-
New Freedom Grant	-	-	-	468,750	468,750	-
2004 Certificate of Obligation:						
Capital Outlay	418,581	1,834,579	-	1,884,054	1,884,054	-
Contractual Services	-	1,003	-	350	350	-
Reserve Appropriation	-	-	170,000	169,650	169,650	347,789
<b>TOTAL EXPENSES</b>	<b>629,816</b>	<b>2,149,980</b>	<b>1,140,000</b>	<b>12,684,755</b>	<b>13,577,255</b>	<b>347,789</b>
<b>CLOSING BALANCE</b>	<b>5,038,798</b>	<b>3,363,221</b>	<b>329,956</b>	<b>648,259</b>	<b>323,489</b>	<b>-</b>

FUND NUMBER

558 TRANSIT SYSTEM

DEPARTMENT NUMBER

58 TRANSIT SYSTEM

DIVISION NUMBER

11 OPERATIONS – FIXED ROUTE

**MISSION**

To provide a safe, reliable, cost-effective and efficient public transportation system that meets the changing needs of our community through the operation of its fixed routes.

**OBJECTIVES & PLANNED ACCOMPLISHMENTS**

- Work with maintenance department to improve appearance of fleet.
- Provide higher levels of quality of service.
- To have reasonable schedules and time points so that our drivers can be on time during targeted routes.
- Cut down on public complaints.
- To provide easy to read schedules to passengers on rout information.
- To comply with all ADA regulations.

**EXPENDITURES (5811)**

	ACTUAL 06-07	ACTUAL 07-08	AMENDED 08-09	ESTIMATED 08-09	ADOPTED 09-10
Personnel Services	5,295,535	5,247,996	5,844,957	5,844,957	5,584,932
Materials & Supplies	933,871	1,258,484	1,125,053	818,407	1,243,592
Contractual Services	307,222	259,423	300,374	297,268	296,524
Other	17,771	15,811	35,500	30,000	43,200
TOTAL	6,554,399	6,781,714	7,305,884	6,990,632	7,168,248

**PERFORMANCE MEASURES**

	ACTUAL 06-07	ACTUAL 07-08	AMENDED 08-09	ESTIMATED 08-09	ADOPTED 09-10
<b>Workload Measures</b>					
Number of passenger/Ridership	4,324,816	4,325,998	4,013,643	4,013,643	4,093,916
Number of miles	1,730,595	1,656,268	1,749,150	1,749,150	1,749,150
Number of hours	179,847	151,070	148,423	148,423	148,423
Total operating revenue	2,761,232	3,473,314	3,212,963	3,206,060	3,298,538
Total operating expenditures	10,413,991	10,552,675	11,251,580	10,881,614	11,220,318
<b>Efficiency Measures</b>					
Number of passengers per total mile	2.50	2.61	2.29	2.29	2.34
Number of passengers per hour	24.05	28.64	27.04	27.04	27.58
Farebox Recovery Rate	26.51%	32.91%	28.56%	29.46%	29.40%
Cost per passenger	\$ 2.41	\$ 2.44	\$ 2.80	\$2.71	\$2.74
Cost per hour	\$ 57.90	\$ 69.85	\$ 75.81	\$73.31	\$75.60
<b>Effectiveness Measures</b>					
% change in cost per passenger	(1.31)	1.30	16.42	11.14	1.09
% change in cost per hour	(12.66)	20.63	30.92	4.96	3.11
% change in passenger per mile	16.37	4.52	(8.18)	(12.15)	2.0

FUND NUMBER	558 TRANSIT SYSTEM
DEPARTMENT NUMBER	58 TRANSIT SYSTEM
DIVISION NUMBER	12 OPERATIONS – PARATRANSIT

**MISSION**

To provide special transportation services on demand for disabled citizens.

**OBJECTIVES & PLANNED ACCOMPLISHMENTS**

- Efficiently provide a high quality transportation service to disabled members of the community.
- To decrease cost per passenger
- Train employees on customer courtesy
- To continue increasing the number of scheduled pickups in a cost-effective and efficient manner

**EXPENDITURES (5812)**

	ACTUAL 06-07	ACTUAL 07-08	AMENDED 08-09	ESTIMATED 08-09	ADOPTED 09-10
Personnel Services	1,079,151	1,229,651	1,123,482	1,123,482	1,114,944
Materials & Supplies	89,087	165,866	147,598	125,336	160,035
Contractual Services	69,789	92,142	118,372	100,012	132,805
Other	7,220	6,379	8,200	6,000	6,300
<b>TOTAL</b>	<b>1,245,247</b>	<b>1,494,038</b>	<b>1,397,652</b>	<b>1,354,830</b>	<b>1,414,084</b>

**PERFORMANCE MEASURES**

	ACTUAL 06-07	ACTUAL 07-08	AMENDED 08-09	ESTIMATED 08-09	ADOPTED 09-10
<b>Workload Measures</b>					
Number of passenger/Ridership	51,668	50,359	49,104	49,104	49,500
Number of miles	217,330	247,855	224,693	224,693	225,500
Number of hours	32,591	36,347	28,572	28,572	29,000
Total operating revenue	21,587	22,781	20,000	22,380	20,500
Total operating expenditures	1,924,378	2,117,233	2,126,268	2,058,991	2,124,787
<b>Efficiency Measures</b>					
Number of passengers per total mile	0.2377	0.2032	0.2185	0.2185	0.2195
Number of passengers per hour	1.59	1.39	1.72	1.72	1.71
Farebox Recovery Rate	1.12%	1.08%	0.94%	1.09%	0.96%
Cost per passenger	\$37.25	\$42.02	\$43.30	\$41.93	\$42.92
Cost per hour	\$59.05	\$58.25	\$74.42	\$72.06	\$73.27
<b>Effectiveness Measures</b>					
% change in cost per passenger	16.37	12.88	16.26	-0.27	2.37
% change in cost per hour	0.19	-1.35	26.03	23.71	1.67
% change in passenger per mile	-6.66	-14.54	-8.08	7.56	0.4

FUND NUMBER	558 TRANSIT SYSTEM
DEPARTMENT NUMBER	58 TRANSIT SYSTEM
DIVISION NUMBER	13 MAINTENANCE – FIXED ROUTE

**MISSION**

To provide safe, reliable, cost-effective and efficient services for public transportation.

**OBJECTIVES & PLANNED ACCOMPLISHMENTS**

- To reduce the total number of road calls by 50%.
- To successfully have the bus lifts 100% operational.
- To have all destination signs operational at all times.
- To achieve 100% preventive maintenance inspection on all vehicles.
- To improve fleet image by improving body condition
- Provide fewer interruptions for our passengers and improve quality & reliability
- Provide more reliable service for passengers in wheelchairs.
- Provide better service, reduce road calls, increase reliability, and provide safer vehicles for customers.
- To provide better communication to customers in relations to bus services.

**EXPENDITURES (5813)**

	ACTUAL 06-07	ACTUAL 07-08	AMENDED 08-09	ESTIMATED 08-09	ADOPTED 09-10
Personnel Services	1,392,937	1,422,206	1,511,316	1,511,316	1,428,083
Materials & Supplies	951,733	962,617	766,259	779,459	889,200
Contractual Services	140,997	188,286	195,105	181,781	153,950
TOTAL	2,485,667	2,573,109	2,472,680	2,472,556	2,471,233

FUND NUMBER	558 TRANSIT SYSTEM
DEPARTMENT NUMBER	58 TRANSIT SYSTEM
DIVISION NUMBER	14 MAINTENANCE – PARATRANSIT

**MISSION**

To provide a safe, reliable, cost effective services for public transportation.

**OBJECTIVES & PLANNED ACCOMPLISHMENTS**

- To reduce the total number of road calls by 100%.
- To successfully have the van lifts 100% operational.
- To achieve 100% preventive maintenance inspection on all vehicles.
- Provide a more attractive van image by improving body condition
- Provide fewer interruptions for our passengers and improve quality & reliability.
- Provide more reliable service for passengers on wheelchairs.
- Provide better service, reduce road calls, increase reliability, and provide safer vehicles for customers.

**EXPENDITURES (5814)**

	<b>ACTUAL 06-07</b>	<b>ACTUAL 07-08</b>	<b>AMENDED 08-09</b>	<b>ESTIMATED 08-09</b>	<b>ADOPTED 09-10</b>
Personnel Services	222,858	209,342	225,179	225,179	195,449
Materials & Supplies	81,847	80,966	71,401	74,200	76,970
Contractual Services	30,946	33,427	62,876	50,176	41,050
Other Charges	-	(-3)	-	-	-
<b>TOTAL</b>	<b>335,651</b>	<b>323,732</b>	<b>359,456</b>	<b>349,555</b>	<b>313,469</b>

FUND NUMBER	558 TRANSIT SYSTEM
DEPARTMENT NUMBER	58 TRANSIT SYSTEM
DIVISION NUMBER	15 TRAINING & SAFETY

**MISSION**

To ensure a safe and quality transportation services for our community and instill safety awareness in the work place.

**OBJECTIVES & PLANNED ACCOMPLISHMENTS**

- To reduce the total of preventable accidents/incidents by 20%
- To provide more customer service training to our drivers and supervisors so that they can provide more courteous and prompt attention to our customers.
- Develop and maintain a transportation system that provides for the safety and security of our customers.
- To provide a safer vehicles for our customers; thereby, reducing our insurance premiums and workers compensation claims.

**EXPENDITURES (5815)**

	ACTUAL 06-07	ACTUAL 07-08	AMENDED 08-09	ESTIMATED 08-09	ADOPTED 09-10
Personnel Services	53,713	65,541	65,954	65,954	65,036
Materials & Supplies	4,397	5,589	3,700	2,700	4,250
Contractual Services	983	1,310	1,500	1,500	2,495
TOTAL	59,093	72,440	71,154	70,154	71,781



FUND NUMBER	558 TRANSIT SYSTEM
DEPARTMENT NUMBER	58 TRANSIT SYSTEM
DIVISION NUMBER	30 BUILDING/GROUNDS MAINT.

**MISSION**

To provide a safe and hazard free workplace.

**OBJECTIVES & PLANNED ACCOMPLISHMENTS**

- To maintain all equipment and have contract inspections.
- To perform weekly maintenance of equipment and grounds.
- To increase security awareness by installing more surveillance cameras
- Promote employee safety awareness incentive programs
- To certify all utility employees for preventive maintenance inspections on all equipment
- To decrease equipment breakdowns

**EXPENDITURES (5830)**

	ACTUAL 06-07	ACTUAL 07-08	AMENDED 08-09	ESTIMATED 08-09	ADOPTED 09-10
Personnel Services	184,888	183,654	269,545	269,545	245,584
Materials & Supplies	33,778	50,313	52,700	44,700	67,900
Contractual Services	169,364	192,916	250,250	226,956	255,509
<b>TOTAL</b>	<b>388,030</b>	<b>426,883</b>	<b>572,495</b>	<b>541,201</b>	<b>568,993</b>

FUND NUMBER	558 TRANSIT SYSTEM
DEPARTMENT NUMBER	58 TRANSIT SYSTEM
DIVISION NUMBER	31 BUS STOPS/SHELTERS

**MISSION**

To provide a safe clean bus shelters for our patrons.

**OBJECTIVES & PLANNED ACCOMPLISHMENTS**

- To construct more sunshades on higher traffic routes.
- To provide sidewalks on bus routes with ADA accessibilities.
- To construct more bus bays.
- To provide more handicapped accessible shelters.
- To maintain bus shelters and sidewalks clean from debris and trash

**EXPENDITURES (5831)**

	ACTUAL 06-07	ACTUAL 07-08	AMENDED 08-09	ESTIMATED 08-09	ADOPTED 09-10
Personnel Services	95,543	98,718	106,316	106,316	100,160
Materials & Supplies	1,044	772	500	-	-
Contractual Services	3,951	4,548	5,803	5,800	6,000
TOTAL	100,538	104,038	112,619	112,116	106,160

FUND NUMBER	558 TRANSIT SYSTEM
DEPARTMENT NUMBER	58 TRANSIT SYSTEM
DIVISION NUMBER	60 GENERAL ADMINISTRATION

**MISSION**

Operate, and maintain an efficient public transportation system that meets the changing needs of our community.

**OBJECTIVES & PLANNED ACCOMPLISHMENTS**

- Provide support analysis to improve overall bus service and efficiency. To comply with the Texas Clean Air Act and the American with Disabilities Act requiring vehicles to convert to a clean burning fuel and provide greater accessibility to the disabled.
- To reduce overtime and workers compensation claims
- Meet federal and state grant financial guidelines and deadlines.
- Increase training of staff in the City’s Record Retention policy
- Increase training of staff in the City’s Purchasing Policy
- To improve financial stability as a whole.

**EXPENDITURES (5860)**

	<b>ACTUAL 06-07</b>	<b>ACTUAL 07-08</b>	<b>AMENDED 08-09</b>	<b>ESTIMATED 08-09</b>	<b>ADOPTED 09-10</b>
Personnel Services	223,665	104,839	178,477	178,477	153,324
Materials & Supplies	3,374	3,600	21,800	32,604	46,650
Contractual Services	504,439	483,264	629,512	583,465	627,775
Other	4,323	-	-	-	2,410
<b>TOTAL</b>	<b>735,801</b>	<b>591,703</b>	<b>829,789</b>	<b>794,546</b>	<b>830,159</b>

FUND NUMBER	558 TRANSIT SYSTEM
DEPARTMENT NUMBER	58 TRANSIT SYSTEM
DIVISION NUMBER	70 PLANNING

**MISSION**

Provide an efficient and cost effective public transportation system by effectively planning route assignments for the general public.

**OBJECTIVES & PLANNED ACCOMPLISHMENTS**

- To plan an design a bus transfer hub in north Laredo
- To review and evaluate all routes to improve cost efficiency and customer relations
- To plan a ride check survey to determine boarding and alignments for all bus stops and use data to determine future shelters and benches
- To coordinate and assist in the Request for Proposals for a new transit system map
- To update the Disadvantage Business Enterprise (DBE) Plan

**EXPENDITURES (5870)**

	ACTUAL 06-07	ACTUAL 07-08	AMENDED 08-09	ESTIMATED 08-09	ADOPTED 09-10
Personnel Services	62,081	49,172	51,943	51,934	54,557
Materials & Supplies	568	24	-	-	8,500
Contractual Services	3,576	2,123	1,680	2,687	4,830
TOTAL	66,225	51,319	53,623	54,630	67,887

FUND NUMBER	558 TRANSIT SYSTEM
DEPARTMENT NUMBER	58 TRANSIT SYSTEM
DIVISION NUMBER	80 MARKETING

**MISSION**

Promote and market community awareness of public transportation services.

**OBJECTIVES & PLANNED ACCOMPLISHMENTS**

- To promote public transportation through media and social events.
- To develop marketing campaigns, tailored to an individual’s lifestyle and age group, to increase awareness of our public transportation services.
- To increase the promotion and development of marketing materials for enhancing public transportation awareness
- To increase the awareness of public transportation by supporting local events, sporting events, and school events.
- To increase customer loyalty by implementing a safe, efficient, and customer friendly public transportation service.
- To increase ridership by improving and providing different alternatives for using our public transportation system.

**EXPENDITURES (5880)**

	<b>ACTUAL 06-07</b>	<b>ACTUAL 07-08</b>	<b>AMENDED 08-09</b>	<b>ESTIMATED 08-09</b>	<b>ADOPTED 09-10</b>
Personnel Services	52,063	73,993	57,396	57,596	78,064
Materials & Supplies	3,585	5,274	11,570	11,570	14,770
Contractual Services	18,318	22,920	24,220	24,517	34,345
<b>TOTAL</b>	<b>73,966</b>	<b>102,187</b>	<b>93,186</b>	<b>93,683</b>	<b>127,179</b>

FUND NUMBER	558 TRANSIT SYSTEM
DEPARTMENT NUMBER	58 TRANSIT SYSTEM
DIVISION NUMBER	90 CUSTOMER SERVICE

**MISSION**

To provide 100% customer level of satisfaction for all El Metro services.

**OBJECTIVES & PLANNED ACCOMPLISHMENTS**

- To distribute updated El Lift policies and procedures and assist our El Lift with their questions.
- To implement new changes on El Lift policies and procedures
- To distribute surveys on El Lift services to all certified riders
- To have staff trained to increase communication and customer service skills
- To recertify El Lift clients
- To provide the most accurate information to the public on bus routes and schedules
- To provide 100% customer service

**EXPENDITURES (5890)**

	<b>ACTUAL 06-07</b>	<b>ACTUAL 07-08</b>	<b>AMENDED 08-09</b>	<b>ESTIMATED 08-09</b>	<b>ADOPTED 09-10</b>
Personnel Services	249,703	129,402	91,626	91,626	73,930
Materials & Supplies	8,611	7,338	9,250	6,500	5,650
Contractual Services	35,435	11,996	8,434	8,576	4,433
<b>TOTAL</b>	<b>293,749</b>	<b>148,736</b>	<b>109,310</b>	<b>106,702</b>	<b>84,013</b>

FUND NUMBER	518 TRANSIT SYSTEM
DEPARTMENT NUMBER	51 TRANSIT SYSTEM
DIVISION NUMBER	62, 81,82,85, 86, 89, 90, 91, 94, 96, 97, TRANSIT SYSTEM

EXPENDITURES (5162)

	ACTUAL 06-07	ACTUAL 07-08	AMENDED 08-09	ESTIMATED 08-09	ADOPTED 09-10
Contractual Services	24,057	9,748	3,500	4,500	-
Other Charges	40,585	-	474,669	674,669	1,300,847
Capital Outlay	-	51,526	262,002	148,500	-
Intergovernmental transfers	890,675	946,240	1,244,536	1,244,536	1,269,166
Projects	5,137,445	4,493,322	5,760,554	4,307,172	5,095,319
TOTAL	6,092,762	5,500,836	7,745,261	6,379,377	7,665,332

EXPENDITURES (5181)

	ACTUAL 06-07	ACTUAL 07-08	AMENDED 08-09	ESTIMATED 08-09	ADOPTED 09-10
Earmarks & Other	-	-	970,000	970,000	-
TOTAL	-	-	970,000	970,000	-

EXPENDITURES (5182)

	ACTUAL 06-07	ACTUAL 07-08	AMENDED 08-09	ESTIMATED 08-09	ADOPTED 09-10
Capital Outlay	-	-	468,750	468,750	-
TOTAL	-	-	468,750	468,750	-

EXPENDITURES (5183)

	ACTUAL 06-07	ACTUAL 07-08	AMENDED 08-09	ESTIMATED 08-09	ADOPTED 09-10
Capital Outlay	-	-	1,155,995	1,155,995	-
TOTAL	-	-	1,155,995	1,155,995	-

EXPENDITURES (5189)

	ACTUAL 06-07	ACTUAL 07-08	AMENDED 08-09	ESTIMATED 08-09	ADOPTED 09-10
Contractual Services	4,500	-	900,000	900,000	-
Capital Outlay	47,415	52,600	313,526	313,526	-
TOTAL	51,915	52,600	1,213,526	1,213,526	-

FUND NUMBER	518 TRANSIT SYSTEM
DEPARTMENT NUMBER	51 TRANSIT SYSTEM
DIVISION NUMBER	62, 85, 86, 89, 90, 91, 94, 96, 97, TRANSIT SYSTEM

EXPENDITURES (5190)

	ACTUAL 06-07	ACTUAL 07-08	AMENDED 08-09	ESTIMATED 08-09	ADOPTED 09-10
Contractual Services	-	1,003	350	350	-
Other Charges	-	-	169,650	169,650	347,789
Capital Outlay	418,581	1,834,579	1,884,054	1,884,054	-
TOTAL	418,581	1,835,582	2,054,054	2,054,054	347,789

EXPENDITURES (5191)

	ACTUAL 06-07	ACTUAL 07-08	AMENDED 08-09	ESTIMATED 08-09	ADOPTED 09-10
Other Charges	-	-	2,429,446	1,929,446	-
Capital Outlay	-	-	-	500,000	-
TOTAL	-	-	2,429,446	2,429,446	-

EXPENDITURES (5192)

	ACTUAL 06-07	ACTUAL 07-08	AMENDED 08-09	ESTIMATED 08-09	ADOPTED 09-10
Capital Outlay	-	-	850,164	850,164	-
TOTAL	-	-	850,164	850,164	-

EXPENDITURES (5193)

	ACTUAL 06-07	ACTUAL 07-08	AMENDED 08-09	ESTIMATED 08-09	ADOPTED 09-10
Other Charges	-	-	-	892,500	-
TOTAL	-	-	-	892,500	-

EXPENDITURES (5194)

	ACTUAL 06-07	ACTUAL 07-08	AMENDED 08-09	ESTIMATED 08-09	ADOPTED 09-10
Material and Supplies	-	1,151	15,333	15,333	-
Contractual Services	3,814	-	-	-	-
Capital Outlay	150,506	79,496	-	-	-
TOTAL	154,320	80,647	15,333	15,333	-



FUND NUMBER	518 TRANSIT SYSTEM
DEPARTMENT NUMBER	51 TRANSIT SYSTEM
DIVISION NUMBER	62, 85, 86, 89, 90, 91, 94, 96, 97, TRANSIT SYSTEM

EXPENDITURES (5195)

	ACTUAL 06-07	ACTUAL 07-08	AMENDED 08-09	ESTIMATED 08-09	ADOPTED 09-10
Capital Outlay	-	-	3,500,000	3,500,000	-
TOTAL	-	-	3,500,000	3,500,000	-

EXPENDITURES (5196)

	ACTUAL 06-07	ACTUAL 07-08	AMENDED 08-09	ESTIMATED 08-09	ADOPTED 09-10
Material and Supplies	-	-	27,487	27,487	-
Contractual Services	-	125,000	-	-	-
Capital Outlay	-	51,151	-	-	-
TOTAL	-	176,151	27,487	27,487	-

EXPENDITURES (5197)

	ACTUAL 06-07	ACTUAL 07-08	AMENDED 08-09	ESTIMATED 08-09	ADOPTED 09-10
Material and Supplies	-	5,000	-	-	-
Capital Outlay	5,000	-	-	-	-
TOTAL	5,000	5,000	-	-	-

FUND NUMBER	518 TRANSIT SYSTEM
DEPARTMENT NUMBER	54 TRANSIT SYSTEM
DIVISION NUMBER	30 BUILDINGS/GROUNDS MAINT.

**MISSION**

To provide safe and clean facilities services for our Patrons.

**OBJECTIVES & PLANNED ACCOMPLISHMENTS**

- To provide daily maintenance services to our buildings and shelters.
- To implement higher standards for security staff at the Transit Center Building.
- To provide quicker access to our parking garage.
- To increase security measures by installing more surveillance cameras.
- Increase employee awareness in an effort to be more sensitive to patron needs.
- To replace parking equipment and minimize repeated maintenance costs and reduce equipment downtime.

**EXPENDITURES (5430)**

	<b>ACTUAL 06-07</b>	<b>ACTUAL 07-08</b>	<b>AMENDED 08-09</b>	<b>ESTIMATED 08-09</b>	<b>ADOPTED 09-10</b>
Personnel Services	170,040	171,293	233,631	221,981	229,698
Materials & Supplies	51,601	30,814	55,598	33,614	27,256
Contractual Services	198,080	202,236	275,036	187,962	166,250
<b>TOTAL</b>	<b>419,721</b>	<b>404,343</b>	<b>564,265</b>	<b>443,557</b>	<b>423,204</b>

FUND NUMBER	518 TRANSIT SYSTEM
DEPARTMENT NUMBER	54 TRANSIT SYSTEM
DIVISION NUMBER	50 TRANSIT CENTER FACILITY

### MISSION

To provide convenient services to our local citizens and tourists, by the utilization of the Transit Center Facility, bus terminal, and covered and secured parking facility.

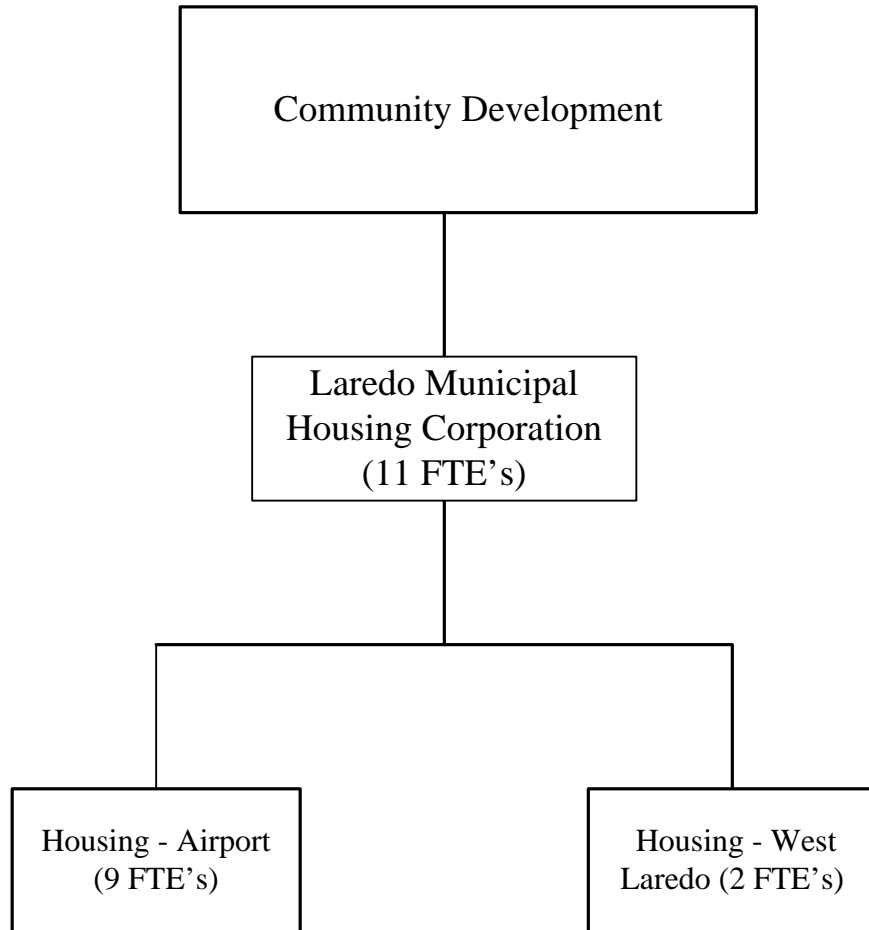
### OBJECTIVES & PLANNED ACCOMPLISHMENTS

- Development of a Comprehensive Advertising Plan to promote the Transit Center Parking.
- To provide service to passengers and develop good relationships with the community as a whole.
- To continue the increase of customer daily, and overnight parking.
- To oversee and maintain the daily operations of the Transit Center Facility with minimal interruptions to our passengers and tenants alike.
- To Increase parking and rent contracts.

### EXPENDITURES (5450)

	ACTUAL 06-07	ACTUAL 07-08	AMENDED 08-09	ESTIMATED 08-09	ADOPTED 09-10
Personnel Services	25,540	12,447	27,726	61,440	63,523
Materials & Supplies	1,758	2,326	3,300	3,300	3,300
Contractual Services	51,101	48,346	69,451	69,451	67,181
Other	919	7,528	44,513	-	-
<b>TOTAL</b>	<b>79,318</b>	<b>70,647</b>	<b>144,990</b>	<b>134,191</b>	<b>134,004</b>

# Municipal Housing Corporation Fund



**CITY OF LAREDO, TEXAS  
MUNICIPAL HOUSING CORPORATION  
OPERATING BUDGET  
FY 2009-2010**

DESCRIPTION	ACTUAL FY 06-07	ACTUAL FY 07-08	ORIGINAL BUDGET FY 08-09	AMENDED BUDGET FY 08-09	TOTAL ESTIMATE FY 08-09	ADOPTED BUDGET FY 09-10
<b>OPENING BALANCE</b>	342,485	610,617	733,007	962,317	962,317	868,746
<b>REVENUES</b>						
Intergovernmental Revenue	-	33	-	-	-	-
Charges for Services	80,541	137,134	145,950	145,950	116,094	132,000
Fees and Collections	24,425	27,510	24,000	24,000	26,427	24,000
Rents, Royalties, and Interest	1,264,205	1,276,188	1,255,623	1,255,623	1,243,855	1,251,823
Reimburse and Miscellaneous	3,687	27,911	346	346	346	346
<b>WEATHERIZATION GRANT</b>						
Intergovernmental Revenue	-	-	-	-	-	698,000
<b>TOTAL REVENUES</b>	<b>1,372,858</b>	<b>1,468,776</b>	<b>1,425,919</b>	<b>1,425,919</b>	<b>1,386,722</b>	<b>2,106,169</b>
<b>TOTAL AVAILABLE</b>	<b>1,715,343</b>	<b>2,079,393</b>	<b>2,158,926</b>	<b>2,388,236</b>	<b>2,349,039</b>	<b>2,974,915</b>
<b>EXPENSES</b>						
Airport Housing	888,625	989,034	1,031,015	1,138,507	1,118,825	1,068,079
West Laredo Housing	216,969	241,968	343,294	347,756	361,468	317,115
<b>WEATHERIZATION GRANT</b>						
Contractual Services	-	-	-	-	-	698,000
<b>TOTAL EXPENSES</b>	<b>1,105,594</b>	<b>1,231,002</b>	<b>1,374,309</b>	<b>1,486,263</b>	<b>1,480,293</b>	<b>2,083,194</b>
<b>CLOSING BALANCE</b>	<b>609,749</b>	<b>848,391</b>	<b>784,617</b>	<b>901,973</b>	<b>868,746</b>	<b>891,721</b>
<b>ADJUSTMENTS:</b>						
<b>COMPENSATED ABSENCES</b>	<b>868</b>	<b>2,805</b>	<b>-</b>	<b>-</b>	<b>-</b>	<b>-</b>
<b>INVESTMENT IN FIXED ASSETS</b>	<b>-</b>	<b>111,121</b>	<b>-</b>	<b>-</b>	<b>-</b>	<b>-</b>
<b>ADJUSTED CLOSING BALANCE</b>	<b>610,617</b>	<b>962,317</b>	<b>784,617</b>	<b>901,973</b>	<b>868,746</b>	<b>891,721</b>

FUND NUMBER	555 MUNICIPAL HOUSING CORPORATION
DEPARTMENT NAME	COMMUNITY DEVELOPMENT
DEPARTMENT NUMBER	39 MUNICIPAL HOUSING
DIVISION NUMBER	10 HOUSING - AIRPORT 20 HOUSING – WEST LAREDO

**MISSION**

The purpose of the Laredo Municipal Housing Corporation is to alleviate the existing housing shortage by providing decent, safe, and affordable housing to the community.

**OBJECTIVES & PLANNED ACCOMPLISHMENTS**

- To continue with maintenance and capital improvement projects at the Jose A. Flores Apartment Complex in order to continue maintaining all units in compliance with housing quality standards.
- The continued re-roofing project of at least 25 duplexes at the Jose Flores Apartments is projected to continue this year.
- The installation of much needed insulation to all duplex units at the Jose Flores Apartment complex. Depending on funding, this may have to be done in a two to three year phase.

**EXPENDITURES (3910)**

	ACTUAL 06-07	ACTUAL 07-08	AMENDED 08-09	ESTIMATED 08-09	ADOPTED 09-10
Personnel Services	405,185	416,877	456,039	408,267	458,559
Materials & Supplies	64,036	80,702	199,934	199,884	100,255
Contractual Services	371,744	339,081	372,582	406,961	470,087
Other Charges	47,664	152,374	109,952	103,713	39,178
<b>Total</b>	<b>888,629</b>	<b>989,034</b>	<b>1,138,507</b>	<b>1,118,825</b>	<b>1,068,079</b>

**PERSONNEL POSITION LISTING (3910)**

DEPT	DIV	AUTH #	POSITION NO.	GRADE	POSITION TITLE	09-10 ADOPTED ANNUAL RATE
39	10	2	70189	R28	BUILDING MAINTENANCE MECHANIC	34,154
39	10	9	70189	R28	BUILDING MAINTENANCE MECHANIC	24,357
39	10	13	70189	R28	BUILDING MAINTENANCE MECHANIC	26,354
39	10	20	70189	R28	BUILDING MAINTENANCE MECHANIC	21,902
39	10	21	70189	R28	BUILDING MAINTENANCE MECHANIC	24,544
39	10	1	20013	R27	CLERK III	21,486
39	10	4	71201	R34	MAINTENANCE SUPERVISOR	58,364
39	10	1	11290	R39	MUNICIPAL HOUSING EXEC DIR	66,247
39	10	22	22201	R25	WAREHOUSE CLERK	19,302
94	10	19	10258	R43	COMMUNITY DEVELOPMENT DIR. (AT 25%)	21,694
<b>TOTAL COUNT</b>			<b>10</b>		<b>TOTAL SALARIES</b>	<b>318,405</b>

FUND NUMBER	555 MUNICIPAL HOUSING CORPORATION
DEPARTMENT NAME	COMMUNITY DEVELOPMENT
DEPARTMENT NUMBER	39 MUNICIPAL HOUSING
DIVISION NUMBER	10 HOUSING - AIRPORT 20 HOUSING – WEST LAREDO

EXPENDITURES (3920)

	ACTUAL 06-07	ACTUAL 07-08	AMENDED 08-09	ESTIMATED 08-09	ADOPTED 09-10
Personnel Services	90,411	88,963	95,264	104,223	97,121
Materials & Supplies	20,802	22,678	42,506	42,506	42,342
Contractual Services	93,155	117,726	197,386	202,139	165,052
Other Charges	12,600	12,600	12,600	12,600	12,600
<b>Total</b>	216,968	241,967	347,756	361,468	317,115

PERSONNEL POSITION LISTING (3920)

DEPT	DIV	AUTH #	POSITION NO.	GRADE	POSITION TITLE	09-10 ADOPTED ANNUAL RATE
39	20	12	70189	R28	BUILDING MAINTENANCE MECHANIC	36,962
39	20	19	80666	R23	GROUNDSKEEPER	26,978
<b>TOTAL COUNT</b>			<b>2</b>		<b>TOTAL SALARIES</b>	<b>63,939</b>

PERFORMANCE MEASURES (3910 & 3920)

	ACTUAL 06-07	ACTUAL 07-08	ESTIMATED 08-09	ADOPTED 09-10
<b>Workload Measures</b>				
<i>Inputs</i>				
Number of full-time equivalent employees (FTE) – administration	2	2	2	2
Number of full-time equivalent employees (FTE) - work orders maintenance	6	6	6	6
<i>Outputs</i>				
Number of rental units managed	211	210	210	210
Number of tenant accounts billed and collected	2,552	2,590	2,600	2,606
Number of rental units vacated and repaired	65	70	75	80
Number of work orders completed	1,124	1,225	1,450	1,600

FUND NUMBER  
 DEPARTMENT NAME  
 DEPARTMENT NUMBER  
 DIVISION NUMBER

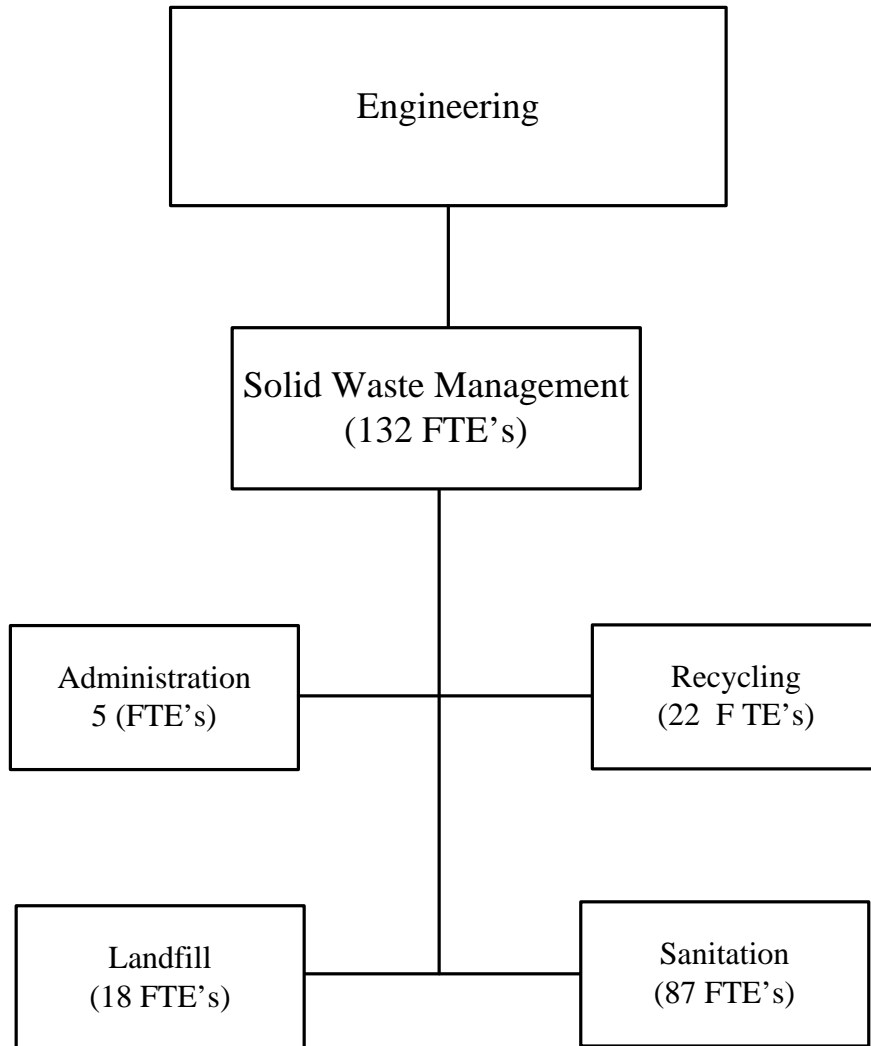
555 MUNICIPAL HOUSING CORPORATION  
 COMMUNITY DEVELOPMENT  
 39 MUNICIPAL HOUSING  
 10 HOUSING - AIRPORT  
 20 HOUSING – WEST

PERFORMANCE MEASURES - CONTINUED

	ACTUAL 06-07	ACTUAL 07-08	ESTIMATED 08-09	ADOPTED 09-10
<b>Efficiency Measures</b>				
Number of tenant accounts billed and collected per FTE – administration	1,276	1,295	1,300	1,303
Number of rental units vacated and repaired per FTE – maintenance	11	12	13	14
Number of work orders completed per FTE - work orders	187	204	242	267
<b>Effectiveness Measures</b>				
% of tenant accounts collected	98	98	98	97
% of units occupied	98	98	98	97



# Solid Waste Management Fund



**CITY OF LAREDO**  
**SOLID WASTE SERVICES FUND**  
**OPERATING BUDGET**  
**FY 2009-2010**

DESCRIPTION	ACTUAL FY 06-07	ACTUAL FY 07-08	ORIGINAL BUDGET FY 08-09	AMENDED BUDGET FY 08-09	TOTAL ESTIMATE FY 08-09	ADOPTED BUDGET FY 09-10
<b>OPENING BALANCE</b>	<b>7,254,770</b>	<b>7,096,598</b>	<b>3,346,662</b>	<b>3,974,080</b>	<b>3,974,080</b>	<b>1,793,026</b>
<b>REVENUES</b>						
STDC-RGNL Solid Waste Mgmt.	46,059	82	-	74,992	74,992	-
Garbage Collection Fees	6,341,543	6,595,318	6,776,304	6,776,304	6,695,720	7,091,358
Landfill Fees	5,956,938	5,075,931	5,963,719	5,963,719	4,686,581	4,984,085
Landfill Fees/City Dept.	90,633	117,879	112,910	112,910	430,428	432,586
Commercial Exemption	96,715	106,328	120,672	120,672	108,977	109,523
Federal/State Mandates	3,158,453	3,225,170	3,292,337	3,292,337	3,252,743	3,269,007
Recycling Materials	261,847	342,568	290,360	290,360	186,272	187,209
Interest Earnings	346,074	299,507	195,000	195,000	85,000	60,000
Interest Earnings Restricted	318,485	162,275	309,453	309,453	234,285	235,456
Net Increase (Decrease) in the Fair Value of Investments	34,834	(12,641)	-	-	4,200	-
Discount Earnings	2,587	2,807	-	-	2,764	2,564
Fees and Reimbursements	164,885	79,003	140,398	140,398	498,926	55,669
<b>TOTAL REVENUES</b>	<b>16,819,053</b>	<b>15,994,227</b>	<b>17,201,153</b>	<b>17,276,145</b>	<b>16,260,888</b>	<b>16,427,457</b>
<b>TOTAL AVAILABLE</b>	<b>24,073,823</b>	<b>23,090,825</b>	<b>20,547,815</b>	<b>21,250,225</b>	<b>20,234,968</b>	<b>18,220,483</b>
<b>EXPENSES</b>						
Administration						
Personnel Services	313,470	301,844	304,334	304,334	305,731	308,063
Materials and Supplies	14,807	17,044	23,045	24,084	17,980	22,819
Contractual Services	63,407	72,979	77,852	73,910	62,685	73,629
Other Charges	2,105,385	2,722,019	-	380,815	-	-
<b>Total Administration</b>	<b>2,497,069</b>	<b>3,113,886</b>	<b>405,231</b>	<b>783,143</b>	<b>386,396</b>	<b>404,511</b>
Recycling						
Personnel Services	812,112	867,252	873,520	873,520	843,652	835,365
Materials & Supplies	182,207	356,632	275,732	309,692	281,460	294,069
Contractual Services	544,018	630,339	738,735	927,734	769,535	727,554
Debt Service	-	-	-	-	-	74,332
<b>Total Recycling</b>	<b>1,538,337</b>	<b>1,854,223</b>	<b>1,887,987</b>	<b>2,110,946</b>	<b>1,894,647</b>	<b>1,931,320</b>
STDC-Solid Waste Mgmt. Grant						
Contractual Services	23,605	-	-	-	-	-
Capital Outlay	-	-	-	74,992	73,632	-
<b>Total STDC</b>	<b>23,605</b>	<b>-</b>	<b>-</b>	<b>74,992</b>	<b>73,632</b>	<b>-</b>
Creek Cleaning						
Personnel Services	698,172	730,376	889,885	889,885	707,738	-
Materials and Supplies	126,067	147,643	233,270	236,961	132,991	-
Contractual Services	199,805	215,528	227,458	233,248	230,748	-
Other Charges	-	12	-	-	-	-
<b>Total Creek Cleaning</b>	<b>1,024,044</b>	<b>1,093,559</b>	<b>1,350,613</b>	<b>1,360,094</b>	<b>1,071,477</b>	<b>-</b>

**CITY OF LAREDO**  
**SOLID WASTE SERVICES FUND**  
**OPERATING BUDGET**  
**FY 2009-2010**

DESCRIPTION	ACTUAL FY 06-07	ACTUAL FY 07-08	ORIGINAL BUDGET FY 08-09	AMENDED BUDGET FY 08-09	TOTAL ESTIMATE FY 08-09	ADOPTED BUDGET FY 09-10
Sanitation						
Personnel Services	3,489,898	3,654,635	3,826,799	3,826,799	3,736,973	3,671,512
Materials and Supplies	732,803	1,104,982	1,501,721	1,658,896	978,107	1,120,146
Contractual Services	843,775	1,065,009	1,283,910	1,239,107	1,202,948	1,603,614
Other Charges	13,146	41,542	-	-	-	730,723
Capital Outlay	-	-	-	156	-	-
Debt Service	-	1,319,325	1,322,750	1,322,750	1,322,750	590,031
<b>Total Sanitation</b>	<b>5,079,622</b>	<b>7,185,493</b>	<b>7,935,180</b>	<b>8,047,708</b>	<b>7,240,778</b>	<b>7,716,026</b>
Landfill						
Personnel Services	728,359	782,052	906,299	906,299	791,425	802,350
Materials and Supplies	395,013	707,750	599,099	908,647	852,281	663,197
Contractual Services	2,520,019	3,042,561	2,945,040	4,231,671	4,206,329	3,062,560
Other Charges	4,332	4,710	1,000	1,000	750	1,000
Reserve Appropriation	-	-	1,236,118	-	-	-
Reserve Approp.- Closure/Post	1,049,355	692,808	260,000	260,000	260,000	310,000
Capital Outlay	-	-	-	212,888	373,688	-
Operating Transfers Out:						
Debt Service Fund	2,069,826	1,309,617	1,290,539	1,290,539	1,290,539	1,048,213
<b>Total Landfill</b>	<b>6,766,904</b>	<b>6,539,498</b>	<b>7,238,095</b>	<b>7,811,044</b>	<b>7,775,012</b>	<b>5,887,320</b>
<b>TOTAL EXPENSES</b>	<b>16,929,581</b>	<b>19,786,659</b>	<b>18,817,106</b>	<b>20,187,927</b>	<b>18,441,942</b>	<b>15,939,177</b>
<b>CLOSING BALANCE</b>	<b>7,144,242</b>	<b>3,304,166</b>	<b>1,730,709</b>	<b>1,062,298</b>	<b>1,793,026</b>	<b>2,281,306</b>
<b>ADJUSTMENTS:</b>						
<b>SOLID WASTE FUND</b>	179	-	-	-	-	-
<b>DEPRECIATION</b>	2,101,798	2,722,014	-	-	-	-
<b>CAPITAL OUTLAY</b>	(2,087,028)	(2,084,080)	-	-	-	-
<b>COMPENSATED ABSENCES</b>	25,520	31,980	-	-	-	-
<b>DISPOSITION OF ASSETS</b>	(88,113)	-	-	-	-	-
<b>ADJUSTED CLOSING BALANCE</b>	<b>7,096,598</b>	<b>3,974,080</b>	<b>1,730,709</b>	<b>1,062,298</b>	<b>1,793,026</b>	<b>2,281,306</b>

FUND NUMBER	556 SOLID WASTE
DEPARTMENT NAME	ENGINEERING
DEPARTMENT NUMBER	25 SOLID WASTE
DIVISION NUMBER	10 ADMINISTRATION

## MISSION

Solid Waste Services Department's goal is to provide excellent customer service in the most efficient manner possible.

## OBJECTIVES & PLANNED ACCOMPLISHMENTS

- Improve customer service by using the most efficient automated system at our disposal. When we provide certain services, we can use the data to track our response time.
- Improve the distribution of garbage cans for our new residential accounts and frequently inspect commercial accounts to assess the appropriate service fee.
- Continue to plan for the future with the upmost swift customer service possible in mind.

## EXPENDITURES

	ACTUAL 06-07	ACTUAL 07-08	AMENDED 08-09	ESTIMATED 08-09	ADOPTED 09-10
Personnel Services	313,470	301,844	304,334	305,731	308,063
Materials & Supplies	14,807	17,043	24,084	17,980	22,819
Contractual Services	63,407	72,980	73,910	62,685	73,629
Other Charges	2,105,385	2,722,019	380,815	-	-
<b>Total</b>	<b>2,497,069</b>	<b>3,113,886</b>	<b>783,143</b>	<b>386,396</b>	<b>404,511</b>

## PERSONNEL POSITION LISTING

DEPT	DIV	AUTH #	POSITION NO.	GRADE	POSITION TITLE	09-10 ADOPTED ANNUAL RATE
25	10	1	20015	R35	ADMINISTRATIVE ASSISTANT II	35,506
25	10	11	20015	R35	ADMINISTRATIVE ASSISTANT II	46,530
25	10	126	80288	R23	CUSTODIAN	22,048
25	10	8	21821	R27	SECRETARY	24,107
25	10	1	16001	R43	SOLID WASTE MANAGER	98,570
<b>TOTAL COUNT</b>			<b>5</b>		<b>TOTAL SALARIES</b>	<b>226,761</b>

FUND NUMBER  
 DEPARTMENT NAME  
 DEPARTMENT NUMBER  
 DIVISION NUMBER

556 SOLID WASTE  
 ENGINEERING  
 25 SOLID WASTE  
 10 ADMINISTRATION

PERFORMANCE MEASURES

	ACTUAL 06-07	ACTUAL 07-08	ESTIMATED 08-09	ADOPTED 09-10
<b>Workload Measures</b>				
Trash related calls per year	14,582	17,583	17,5 83	17,231
Recycle related calls per year	2,262	1,931	1,970	2,050
Branch pick up calls per year	3,527	3,014	3,074	2,194
Request for information / new cans / repairs	4,497	6,888	3,444	3,500
Worker's Comp. Claim	1	0	0	0

\*Requests for service include all calls to customer service for service or information.

FUND NUMBER  
DEPARTMENT NAME  
DEPARTMENT NUMBER  
DIVISION NUMBER

556 SOLID WASTE  
ENGINEERING  
25 SOLID WASTE  
15 RECYCLING

**MISSION**

To provide recycling services to the community, to continue to commit our efforts towards environmental actions and to educate the public about the importance of being environmental stewards.

**OBJECTIVES & PLANNED ACCOMPLISHMENTS**

- Citizens will be encouraged to participate in recycling efforts by collecting recycling items in blue bags and place the bag out for curbside collection through educational channels and other promotions.
- Reduce material contamination through the promotion of educational awareness.
- Continue with programs to educate the youth of Laredo on sound recycling practices.

**EXPENDITURES**

	<b>ACTUAL 06-07</b>	<b>ACTUAL 07-08</b>	<b>AMENDED 08-09</b>	<b>ESTIMATED 08-09</b>	<b>ADOPTED 09-10</b>
Personnel Services	812,111	867,251	873,520	843,652	835,365
Materials & Supplies	182,208	356,632	309,692	281,460	294,069
Contractual Services	544,019	630,339	927,734	769,535	727,554
Other Charges	-	-	-	-	74,332
<b>Total</b>	<b>1,538,338</b>	<b>1,854,222</b>	<b>2,110,946</b>	<b>1,894,647</b>	<b>1,931,320</b>

**PERSONNEL POSITION LISTING**

<b>DEPT</b>	<b>DIV</b>	<b>AUTH #</b>	<b>POSITION NO.</b>	<b>GRADE</b>	<b>POSITION TITLE</b>	<b>09-10 ADOPTED ANNUAL RATE</b>
25	15	71	70465	R27	HEAVY EQUIPMENT OPERATOR	27,248
25	15	24	80005	R27	HEAVY TRUCK DRIVER II	24,939
25	15	25	80005	R27	HEAVY TRUCK DRIVER II	23,566
25	15	32	80005	R27	HEAVY TRUCK DRIVER II	22,506
25	15	74	80005	R27	HEAVY TRUCK DRIVER II	26,478
25	15	81	80006	R28	HEAVY TRUCK DRIVER III	29,536
25	15	1	41735	R36	RECYCLING PROGRAM COORDINATOR	41,309
25	15	9	81721	R24	REFUSE COLLECTOR	24,690
25	15	12	81721	R24	REFUSE COLLECTOR	26,187
25	15	18	81721	R24	REFUSE COLLECTOR	23,088
25	15	21	81721	R24	REFUSE COLLECTOR	23,317
25	15	23	81721	R24	REFUSE COLLECTOR	22,859
25	15	26	81721	R24	REFUSE COLLECTOR	25,397
25	15	30	81721	R24	REFUSE COLLECTOR	23,088

FUND NUMBER  
DEPARTMENT NAME  
DEPARTMENT NUMBER  
DIVISION NUMBER

556 SOLID WASTE  
ENGINEERING  
25 SOLID WASTE  
15 RECYCLING

PERSONNEL POSITION LISTING - CONTINUED

DEPT	DIV	AUTH #	POSITION NO.	GRADE	POSITION TITLE	09-10 ADOPTED ANNUAL RATE
25	15	35	81721	R24	REFUSE COLLECTOR	23,733
25	15	36	81721	R24	REFUSE COLLECTOR	21,112
25	15	37	81721	R24	REFUSE COLLECTOR	23,712
25	15	38	81721	R24	REFUSE COLLECTOR	24,502
25	15	61	81721	R24	REFUSE COLLECTOR	18,387
25	15	73	81721	R24	REFUSE COLLECTOR	19,323
25	15	75	81721	R24	REFUSE COLLECTOR	24,253
25	15	85	81721	R24	REFUSE COLLECTOR	21,112
<b>TOTAL COUNT</b>			<b>22</b>		<b>TOTAL SALARIES</b>	<b>540,342</b>

PERFORMANCE MEASURES

	ACTUAL 06-07	ACTUAL 07-08	ESTIMATED 08-09	ADOPTED 09-10
<b>Workload Measures</b>				
<i>Inputs</i>				
Number of Recycle Crews	12	12	12	12
Blue bag tonnage inbound	3,633	3,713	3,899	4,161
Total Number of households customers	53,298	54,000	55,000	55,000
<i>Outputs</i>				
Baled tonnage	2,100	2,228	2,963	2,421
Trash in blue bags	1,533	1,485	1,559	1,741
<b>Efficiency Measures</b>				
Cost per ton baled	\$217.00	\$208.00	\$172.45	\$219.11
Cost per ton collected	\$113.95	\$138.02	\$107.86	\$125.16
Fuel – diesel gallons used per month	3,561	2,400	2,400	2,550
Recycling material revenue	\$261,838	\$342,588	\$186,272	\$187,209
Cost per household per month	\$2.00	\$2.33	\$2.58	\$2.78
Worker's Comp. Claim	1	3	1	1

FUND NUMBER	556 SOLID WASTE
DEPARTMENT NAME	ENGINEERING
DEPARTMENT NUMBER	25 SOLID WASTE
DIVISION NUMBER	50 SANITATION

## MISSION

The mission of the Sanitation Division is to utilize personnel and equipment in the most safe and efficient way in order to provide residential and commercial customers a timely, organized and economical service

## OBJECTIVES & PLANNED ACCOMPLISHMENTS

- Provide refuse collection services in the most efficient and cost effective method
- Improve the efficiency of brush collection methods throughout our city
- Use the most efficient methods to collect bulky refuse and white goods
- Respond to customer service requests quickly and efficiently

## EXPENDITURES

	ACTUAL 06-07	ACTUAL 07-08	AMENDED 08-09	ESTIMATED 08-09	ADOPTED 09-10
Personnel Services	3,489,898	3,654,635	3,826,799	3,736,973	3,671,512
Materials & Supplies	732,802	1,104,982	1,658,896	978,107	1,120,146
Contractual Services	843,776	1,065,009	1,239,107	1,202,948	1,603,614
Other Charges	13,146	41,542	-	-	730,723
Capital Outlay	-	-	156	-	-
Transfer Out	-	1,319,325	1,322,750	1,322,750	590,031
<b>Total</b>	5,079,622	7,185,493	8,047,708	7,240,778	7,716,026

## PERSONNEL POSITION LISTING

DEPT	DIV	AUTH #	POSITION NO.	GRADE	POSITION TITLE	09-10 ADOPTED ANNUAL RATE
25	50	29	20014	R32	ADMINISTRATIVE ASSISTANT I	49,192
25	50	10	20250	R23	CLERK I	19,011
25	50	68	40322	R28	CUSTOMER SVC. REPRESENTATIVE	31,346
25	50	33	70465	R27	HEAVY EQUIPMENT OPERATOR	27,435
25	50	96	70465	R27	HEAVY EQUIPMENT OPERATOR	32,469
25	50	97	70465	R27	HEAVY EQUIPMENT OPERATOR	26,333



FUND NUMBER  
DEPARTMENT NAME  
DEPARTMENT NUMBER  
DIVISION NUMBER

556 SOLID WASTE  
ENGINEERING  
25 SOLID WASTE  
50 SANITATION

PERSONNEL POSITION LISTING - CONTINUED

DEPT	DIV	AUTH #	POSITION NO.	GRADE	POSITION TITLE	09-10 ADOPTED ANNUAL RATE
25	50	195	70465	R27	HEAVY EQUIPMENT OPERATOR	26,291
25	50	196	70465	R27	HEAVY EQUIPMENT OPERATOR	35,651
25	50	11	80005	R27	HEAVY TRUCK DRIVER II	23,400
25	50	31	80005	R27	HEAVY TRUCK DRIVER II	22,339
25	50	35	80005	R27	HEAVY TRUCK DRIVER II	39,291
25	50	48	80005	R27	HEAVY TRUCK DRIVER II	20,654
25	50	50	80005	R27	HEAVY TRUCK DRIVER II	23,234
25	50	61	80005	R27	HEAVY TRUCK DRIVER II	21,486
25	50	67	80005	R27	HEAVY TRUCK DRIVER II	25,542
25	50	77	80005	R27	HEAVY TRUCK DRIVER II	26,582
25	50	87	80005	R27	HEAVY TRUCK DRIVER II	31,990
25	50	99	80005	R27	HEAVY TRUCK DRIVER II	22,339
25	50	12	80006	R28	HEAVY TRUCK DRIVER III	35,506
25	50	14	80006	R28	HEAVY TRUCK DRIVER III	28,496
25	50	16	80006	R28	HEAVY TRUCK DRIVER III	28,558
25	50	19	80006	R28	HEAVY TRUCK DRIVER III	28,038
25	50	20	80006	R28	HEAVY TRUCK DRIVER III	30,264
25	50	21	80006	R28	HEAVY TRUCK DRIVER III	27,414
25	50	22	80006	R28	HEAVY TRUCK DRIVER III	30,472
25	50	23	80006	R28	HEAVY TRUCK DRIVER III	28,746
25	50	26	80006	R28	HEAVY TRUCK DRIVER III	27,602
25	50	27	80006	R28	HEAVY TRUCK DRIVER III	30,680
25	50	28	80006	R28	HEAVY TRUCK DRIVER III	31,970
25	50	29	80006	R28	HEAVY TRUCK DRIVER III	29,557
25	50	30	80006	R28	HEAVY TRUCK DRIVER III	26,541
25	50	32	80006	R28	HEAVY TRUCK DRIVER III	31,117
25	50	34	80006	R28	HEAVY TRUCK DRIVER III	39,582
25	50	51	80006	R28	HEAVY TRUCK DRIVER III	36,005
25	50	62	80006	R28	HEAVY TRUCK DRIVER III	30,160
25	50	66	80006	R28	HEAVY TRUCK DRIVER III	31,970

FUND NUMBER  
DEPARTMENT NAME  
DEPARTMENT NUMBER  
DIVISION NUMBER

556 SOLID WASTE  
ENGINEERING  
25 SOLID WASTE  
50 SANITATION

PERSONNEL POSITION LISTING - CONTINUED

DEPT	DIV	AUTH #	POSITION NO.	GRADE	POSITION TITLE	09-10 ADOPTED ANNUAL RATE
25	50	67	80006	R28	HEAVY TRUCK DRIVER III	36,816
25	50	76	80006	R28	HEAVY TRUCK DRIVER III	32,240
25	50	79	80006	R28	HEAVY TRUCK DRIVER III	31,512
25	50	80	80006	R28	HEAVY TRUCK DRIVER III	30,389
25	50	81	80006	R28	HEAVY TRUCK DRIVER III	32,344
25	50	82	80006	R28	HEAVY TRUCK DRIVER III	28,413
25	50	83	80006	R28	HEAVY TRUCK DRIVER III	29,266
25	50	85	80006	R28	HEAVY TRUCK DRIVER III	28,309
25	50	89	80006	R28	HEAVY TRUCK DRIVER III	26,146
25	50	249	81101	R23	LABORER	17,514
25	50	1	81721	R24	REFUSE COLLECTOR	18,782
25	50	3	81721	R24	REFUSE COLLECTOR	22,630
25	50	4	81721	R24	REFUSE COLLECTOR	28,912
25	50	5	81721	R24	REFUSE COLLECTOR	23,026
25	50	7	81721	R24	REFUSE COLLECTOR	29,162
25	50	8	81721	R24	REFUSE COLLECTOR	26,728
25	50	17	81721	R24	REFUSE COLLECTOR	22,235
25	50	19	81721	R24	REFUSE COLLECTOR	23,587
25	50	20	81721	R24	REFUSE COLLECTOR	18,387
25	50	24	81721	R24	REFUSE COLLECTOR	18,387
25	50	29	81721	R24	REFUSE COLLECTOR	30,098
25	50	33	81721	R24	REFUSE COLLECTOR	27,269
25	50	40	81721	R24	REFUSE COLLECTOR	24,253
25	50	41	81721	R24	REFUSE COLLECTOR	23,816
25	50	43	81721	R24	REFUSE COLLECTOR	24,918
25	50	44	81721	R24	REFUSE COLLECTOR	25,230
25	50	50	81721	R24	REFUSE COLLECTOR	31,886
25	50	52	81721	R24	REFUSE COLLECTOR	32,219
25	50	53	81721	R24	REFUSE COLLECTOR	31,242

FUND NUMBER  
DEPARTMENT NAME  
DEPARTMENT NUMBER  
DIVISION NUMBER

556 SOLID WASTE  
ENGINEERING  
25 SOLID WASTE  
50 SANITATION

PERSONNEL POSITION LISTING - CONTINUED

DEPT	DIV	AUTH #	POSITION NO.	GRADE	POSITION TITLE	09-10 ADOPTED ANNUAL RATE
25	50	54	81721	R24	REFUSE COLLECTOR	23,774
25	50	56	81721	R24	REFUSE COLLECTOR	25,272
25	50	59	81721	R24	REFUSE COLLECTOR	24,731
25	50	60	81721	R24	REFUSE COLLECTOR	22,256
25	50	63	81721	R24	REFUSE COLLECTOR	23,982
25	50	64	81721	R24	REFUSE COLLECTOR	18,595
25	50	65	81721	R24	REFUSE COLLECTOR	23,317
25	50	66	81721	R24	REFUSE COLLECTOR	23,338
25	50	70	81721	R24	REFUSE COLLECTOR	21,549
25	50	72	81721	R24	REFUSE COLLECTOR	23,941
25	50	81	81721	R24	REFUSE COLLECTOR	23,088
25	50	84	81721	R24	REFUSE COLLECTOR	24,045
25	50	86	81721	R24	REFUSE COLLECTOR	24,045
25	50	87	81721	R24	REFUSE COLLECTOR	22,485
25	50	89	81721	R24	REFUSE COLLECTOR	17,680
25	50	1	71800	R37	SANITATION SUPERINTENDENT	41,953
25	50	2	71805	R32	SANITATION SUPERVISOR	31,138
25	50	2	71805	R32	SANITATION SUPERVISOR	35,818
25	50	3	71805	R32	SANITATION SUPERVISOR	39,666
25	50	5	71805	R32	SANITATION SUPERVISOR	49,878
25	50	90	71805	R32	SANITATION SUPERVISOR	28,995
25	50	1	80003	R28	SPECIAL REFUSE COLLECTOR	24,502
<b>TOTAL COUNT</b>			<b>87</b>		<b>TOTAL SALARIES</b>	<b>2,427,026</b>

FUND NUMBER  
DEPARTMENT NAME  
DEPARTMENT NUMBER  
DIVISION NUMBER

556 SOLID WASTE  
ENGINEERING  
25 SOLID WASTE  
50 SANITATION

PERFORMANCE MEASURES

	ACTUAL 06-07	ACTUAL 07-08	ESTIMATED 08-09	ADOPTED 09-10
<b>Workload Measures</b>				
<i>Inputs</i>				
Garbage Fee Revenue	\$6,341,543	\$6,422,968	\$6,776,304	\$7,701,198
Number of residential collection trucks	30	30	30	31
<i>Outputs</i>				
Total number of household customers	54,000	55,000	55,000	55,000
Total waste collected (in tons)	93,093	93,512	95,382	96,384
<b>Efficiency Measures</b>				
Collection cost per ton for disposal	\$54.56	\$76.84	\$75.91	\$82.64
Cost per Month – household	\$7.84	\$10.88	\$10.97	\$12.06
Pounds of waste per house per day	9.45	9.32	9.50	9.60
Fuel Gallons Diesel Used per Month	17,158	20,706	21,000	17,039
Workmen’s Comp. Claims	32	20	15	10

FUND NUMBER  
DEPARTMENT NAME  
DEPARTMENT NUMBER  
DIVISION NUMBER

556 SOLID WASTE  
ENGINEERING  
25 SOLID WASTE  
60 LANDFILL

**MISSION**

To operate the Landfill in an environmentally responsible manner by protecting the health and environment of the citizens of Laredo.

**OBJECTIVES & PLANNED ACCOMPLISHMENTS**

To construct two (2) landfill cells which will allow the City to continue servicing its waste disposal needs.

**EXPENDITURES**

	ACTUAL 06-07	ACTUAL 07-08	AMENDED 08-09	ESTIMATED 08-09	ADOPTED 09-10
Personnel Services	728,359	782,052	906,299	791,425	802,350
Materials & Supplies	395,013	707,750	908,647	852,281	663,197
Contractual Services	2,520,019	3,042,561	4,231,671	4,206,329	3,062,560
Other Charges	1,053,687	697,518	261,000	260,750	311,000
Capital Outlay	-	-	212,888	373,688	-
Transfers Out	2,069,826	1,309,617	1,290,539	1,290,539	1,048,213
<b>Total</b>	6,766,904	6,539,498	7,811,044	7,775,012	5,887,320

**PERSONNEL POSITION LISTING**

DEPT	DIV	AUTH #	POSITION NO.	GRADE	POSITION TITLE	09-10 ADOPTED ANNUAL RATE
25	60	182	20251	R25	CLERK II	19,406
25	60	185	20251	R25	CLERK II	22,048
25	60	53	70465	R27	HEAVY EQUIPMENT OPERATOR	25,272
25	60	49	70003	R29	HEAVY EQUIPMENT OPERATOR II	33,114
25	60	50	70003	R29	HEAVY EQUIPMENT OPERATOR II	29,786
25	60	52	70003	R29	HEAVY EQUIPMENT OPERATOR II	30,742
25	60	106	70003	R29	HEAVY EQUIPMENT OPERATOR II	28,746
25	60	107	70003	R29	HEAVY EQUIPMENT OPERATOR II	27,914
25	60	111	70003	R29	HEAVY EQUIPMENT OPERATOR II	25,501
25	60	29	81101	R23	LABORER	18,387
25	60	39	81101	R23	LABORER	17,742
25	60	239	81101	R23	LABORER	17,742
25	60	88	82203	R24	LANDFILL SPOTTER	26,874
25	60	234	82203	R24	LANDFILL SPOTTER	23,400
25	60	1	15040	R37	LANDFILL SUPERINTENDENT	47,777

FUND NUMBER  
DEPARTMENT NAME  
DEPARTMENT NUMBER  
DIVISION NUMBER

556 SOLID WASTE  
ENGINEERING  
25 SOLID WASTE  
60 LANDFILL

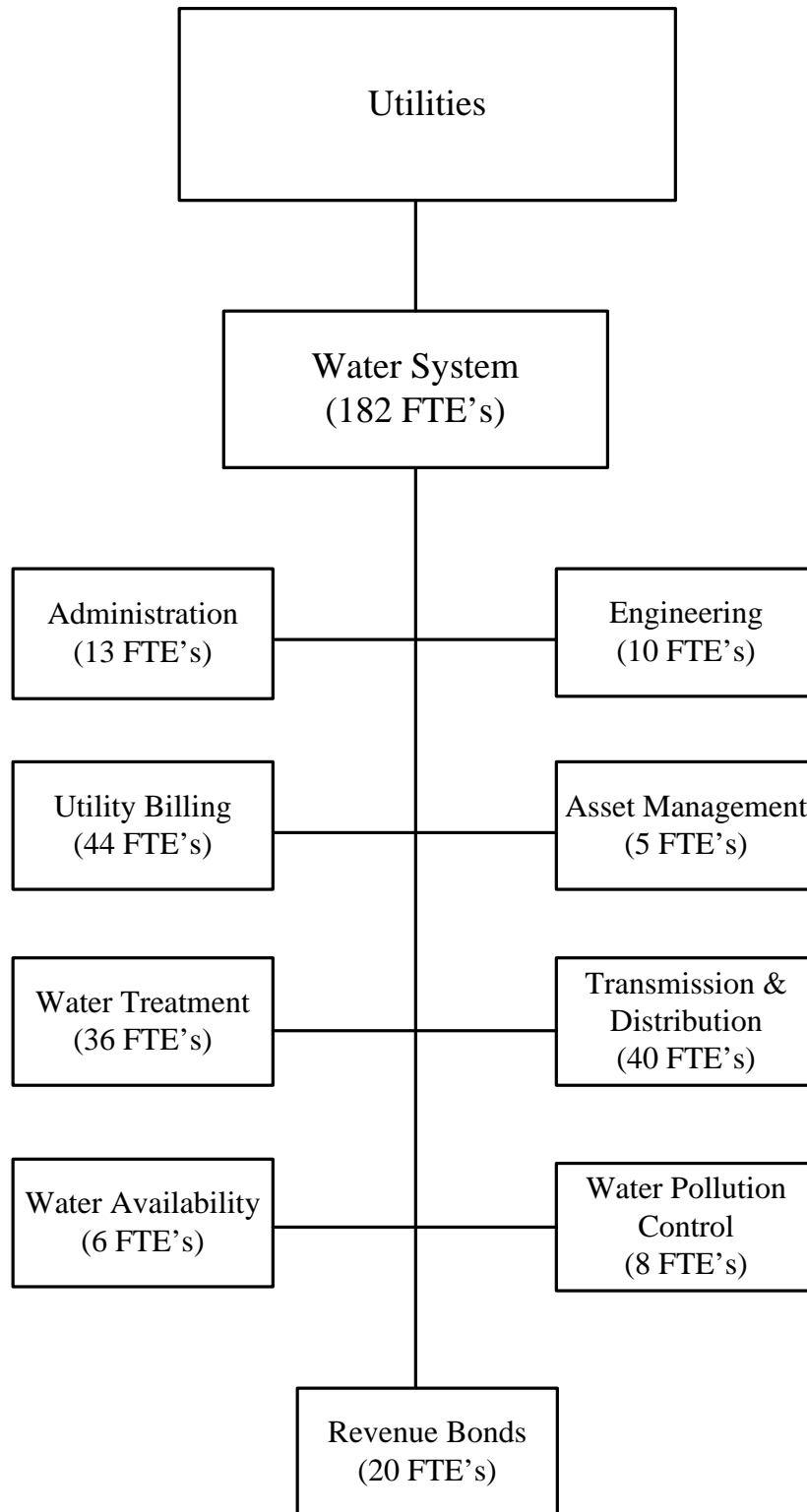
PERSONNEL POSITION LISTING - CONTINUED

DEPT	DIV	AUTH #	POSITION NO.	GRADE	POSITION TITLE	09-10 ADOPTED ANNUAL RATE
25	60	1	71101	R32	LANDFILL SUPERVISOR	30,597
25	60	2	71101	R32	LANDFILL SUPERVISOR	39,936
25	60	183	71803	R27	SANITATION CREW LEADER	27,040
<b>TOTAL COUNT</b>			<b>18</b>		<b>TOTAL SALARIES</b>	<b>492,023</b>

PERFORMANCE MEASURES

	ACTUAL 06-07	ACTUAL 07-08	ESTIMATED 08-09	ADOPTED 09-10
<b>Workload Measures</b>				
<i>Inputs</i>				
Number of full-time equivalent employees	22	22	22	18
Operational Cost	\$6,766,904	\$6,539,498	\$7,775,012	\$6,300,585
No. of days in operation	313	308	308	308
<i>Outputs</i>				
Amount of incoming waste (in tons)	365,434	371,631	372,742	383,924
Number of customers at landfill	154,034	157,885	157,115	158,686
Commercial - \$30 and up	77,205	79,135	78,749	81,111
Residential - \$2.00	41,819	53,341	42,655	43,935
Residential - Free Weekends	24,789	25,409	25,285	26,044
Total tipping fees collected	\$5,956,938	\$5,075,931	\$4,686,581	\$4,984,085
<b>Efficiency Measures</b>				
Tons disposed per FTE	15,764	16,892	16,943	21,329
Tons per customer	2.37	2.35	2.37	2.42
Tipping fee per ton	\$17.20	\$13.66	\$12.57	\$12.98
Total operational cost / ton	\$18.51	\$17.60	\$20.85	\$16.41
Compaction Rate	1,275	1,275	1,349	1,349
Number of years left at landfill	11	10.5	10	9
<b>Effectiveness Measures</b>				
Number of TNRCC violations	0	1	0	0
Worker's Comp. Claims	2	1	1	0

# Water System Fund



**CITY OF LAREDO, TEXAS**  
**WATER SYSTEM FUND**  
**OPERATING BUDGET**  
**FY 2009-2010**

DESCRIPTION	ACTUAL FY 06-07	ACTUAL FY 07-08	ORIGINAL BUDGET FY 08-09	AMENDED BUDGET FY 08-09	TOTAL ESTIMATE FY 08-09	ADOPTED BUDGET FY 09-10
<b>OPENING BALANCE</b>	<b>9,341,681</b>	<b>13,291,388</b>	<b>5,669,299</b>	<b>15,413,677</b>	<b>15,413,677</b>	<b>14,609,534</b>
<b>REVENUES</b>						
Licenses and Permits	2,200	2,000	1,938	1,938	2,000	2,000
Intergovernmental Revenue	-	9,264	-	-	-	-
Charges for Services	22,847,565	25,093,730	28,991,079	28,991,079	27,908,643	28,529,618
Fines and Forfeits	2	5	-	-	-	-
Fees and Collections	251,435	204,766	125,000	125,000	287,120	289,958
Rents, Royalties and Interest	1,001,877	711,991	745,815	745,815	426,966	360,000
Reimbursements and Misc	2,389,837	1,345,127	1,227,097	1,227,097	1,281,299	3,212,097
Transfer In: Debt Service	924,091	-	-	-	-	-
Other Financing Services	-	578,000	-	-	-	-
<b>TOTAL REVENUES</b>	<b>27,417,007</b>	<b>27,944,883</b>	<b>31,090,929</b>	<b>31,090,929</b>	<b>29,906,028</b>	<b>32,393,673</b>
<b>TOTAL AVAILABLE</b>	<b>36,758,688</b>	<b>41,236,271</b>	<b>36,760,228</b>	<b>46,504,606</b>	<b>45,319,705</b>	<b>47,003,207</b>
<b>EXPENSES</b>						
General and Administrative:						
Personnel Services	798,014	1,023,965	1,228,327	1,228,327	1,163,451	984,948
Materials and Supplies	41,807	60,441	118,415	118,774	56,440	86,592
Contractual Services	1,119,851	1,401,358	1,665,738	1,665,968	1,671,076	1,864,967
Other Charges	116,957	97,624	69,567	685,784	20,396	69,571
Capital Outlay	28,938	61,680	-	-	-	-
Debt Service	-	39,500	-	-	-	-
Transfer Outs:						
Debt Service	3,642,255	3,640,666	5,392,899	5,392,899	5,392,899	8,376,651
Colonias Fund	95,131	538,497	-	-	-	-
Waterworks System Debt Serv.	2,645,380	3,100,987	3,377,238	3,377,238	3,304,594	2,586,853
Waterworks Construction	847,124	848,647	1,870,079	3,494,935	3,492,457	1,350,000
<b>Total General and Administrative</b>	<b>9,335,457</b>	<b>10,813,365</b>	<b>13,722,263</b>	<b>15,963,925</b>	<b>15,101,313</b>	<b>15,319,582</b>
Utility Engineering:						
Personnel Services	684,592	714,016	628,029	628,029	583,808	665,075
Materials and Supplies	31,519	55,805	55,835	48,699	28,364	40,289
Contractual Services	36,332	30,041	51,839	59,027	53,559	58,142
Capital Outlay	11,354	67,198	-	-	-	-
<b>Total Utility Engineering</b>	<b>763,797</b>	<b>867,060</b>	<b>735,703</b>	<b>735,755</b>	<b>665,731</b>	<b>763,506</b>
Utility Billing:						
Personnel Services	1,462,955	1,643,841	1,829,674	1,829,674	1,738,823	1,839,656
Materials and Supplies	330,905	561,737	819,650	819,833	642,637	924,750
Contractual Services	574,928	518,442	651,743	652,881	645,705	658,902
Other Charges	-	16	-	-	-	-
Capital Outlay	71,607	51,775	51,000	53,190	2,190	-
<b>Total Utility Billing</b>	<b>2,440,395</b>	<b>2,775,811</b>	<b>3,352,067</b>	<b>3,355,578</b>	<b>3,029,355</b>	<b>3,423,308</b>



**CITY OF LAREDO, TEXAS**  
**WATER SYSTEM FUND**  
**OPERATING BUDGET**  
**FY 2009-2010**

DESCRIPTION	ACTUAL FY 06-07	ACTUAL FY 07-08	ORIGINAL BUDGET FY 08-09	AMENDED BUDGET FY 08-09	TOTAL ESTIMATE FY 08-09	ADOPTED BUDGET FY 09-10
Asset Management:						
Personnel Services	259,277	234,843	253,629	253,629	185,413	249,579
Materials and Supplies	3,740	5,528	8,547	6,727	4,135	3,700
Contractual Services	7,431	7,290	11,775	13,632	13,714	12,579
<b>Total Asset Management</b>	<b>270,448</b>	<b>247,661</b>	<b>273,951</b>	<b>273,988</b>	<b>203,262</b>	<b>265,858</b>
Water Treatment Plant:						
Personnel Services	1,350,342	1,595,253	1,508,499	1,508,499	1,599,353	1,632,969
Materials and Supplies	1,003,108	1,243,395	1,577,619	1,584,509	1,564,260	1,614,295
Contractual Services	3,603,230	3,903,623	4,865,480	4,990,739	4,113,470	4,565,607
Other Charges	-	5	-	-	-	-
Capital Outlay	178,247	48,904	875,000	258,783	25,000	-
<b>Total Water Treatment Plant</b>	<b>6,134,927</b>	<b>6,791,180</b>	<b>8,826,598</b>	<b>8,342,530</b>	<b>7,302,083</b>	<b>7,812,871</b>
Transmission and Distribution:						
Personnel Services	1,519,412	1,873,543	1,697,269	1,697,269	1,792,734	1,786,431
Materials and Supplies	794,194	827,309	919,420	931,888	1,046,191	940,234
Contractual Services	878,027	794,372	945,197	1,038,391	1,162,152	1,153,806
Other Charges	(47,133)	-	-	-	-	-
Capital Outlay	892,901	440,460	-	-	-	-
<b>Total Transmission/Distribution</b>	<b>4,037,401</b>	<b>3,935,684</b>	<b>3,561,886</b>	<b>3,667,548</b>	<b>4,001,077</b>	<b>3,880,471</b>
Water Pollution Control:						
Personnel Services	366,583	378,066	436,134	436,134	335,902	392,617
Materials and Supplies	26,047	31,104	48,507	43,829	35,334	46,959
Contractual Services	136,170	28,635	53,873	58,873	36,114	75,344
Other Charges	-	3	-	-	-	-
Capital Outlay	-	-	41,000	41,000	-	-
<b>Total Water Pollution Control</b>	<b>528,800</b>	<b>437,808</b>	<b>579,514</b>	<b>579,836</b>	<b>407,350</b>	<b>514,920</b>
<b>TOTAL EXPENSES</b>	<b>23,511,225</b>	<b>25,868,569</b>	<b>31,051,982</b>	<b>32,919,160</b>	<b>30,710,171</b>	<b>31,980,516</b>
<b>CLOSING BALANCE</b>	<b>13,247,463</b>	<b>15,367,702</b>	<b>5,708,246</b>	<b>13,585,446</b>	<b>14,609,534</b>	<b>15,022,691</b>
<b>ADJUSTMENTS:</b>						
<b>PRIOR YEAR ENCUMBRANCES</b>	-	-	-	242,322	-	-
<b>COMPENSATED ABSENCES</b>	43,925	45,975	-	-	-	-
<b>ADJUSTED CLOSING BAL.</b>	<b>13,291,388</b>	<b>15,413,677</b>	<b>5,708,246</b>	<b>13,827,768</b>	<b>14,609,534</b>	<b>15,022,691</b>

**CITY OF LAREDO, TEXAS  
WATER SYSTEM FUND  
REVENUE DEBT SERVICE BUDGET  
FY 2009-2010**

DESCRIPTION	ACTUAL FY 06-07	ACTUAL FY 07-08	ORIGINAL BUDGET FY 08-09	AMENDED BUDGET FY 08-09	TOTAL ESTIMATE FY 08-09	ADOPTED BUDGET FY 09-10
<b>OPENING BALANCE</b>	<b>3,844,379</b>	<b>4,545,757</b>	<b>4,651,968</b>	<b>4,741,653</b>	<b>4,741,653</b>	<b>4,853,589</b>
<b>REVENUES</b>						
Transfer In: Water Operations	2,645,380	3,100,987	3,377,238	3,377,238	3,304,594	2,586,853
Transfer In: Revenue Bonds	443,833	-	-	-	-	-
Interest Earnings	200,578	194,610	150,000	150,000	127,918	110,000
<b>TOTAL REVENUES</b>	<b>3,289,791</b>	<b>3,295,597</b>	<b>3,527,238</b>	<b>3,527,238</b>	<b>3,432,512</b>	<b>2,696,853</b>
<b>TOTAL AVAILABLE</b>	<b>7,134,170</b>	<b>7,841,354</b>	<b>8,179,206</b>	<b>8,268,891</b>	<b>8,174,165</b>	<b>7,550,442</b>
<b>EXPENSES</b>						
Principal '04 A Refunding Bond	1,045,000	1,125,000	1,100,000	1,100,000	1,100,000	1,135,000
Principal '04 B Rev Bond	140,000	145,000	150,000	150,000	150,000	155,000
Principal '05 Revenue Bond	158,000	162,000	168,000	168,000	168,000	172,000
Principal '06 Revenue Bond	190,000	300,000	310,000	310,000	310,000	325,000
Principal '07 Revenue Bond	-	75,000	365,000	365,000	365,000	395,000
Principal EDAP 2002 Issue	25,000	26,000	27,000	27,000	27,000	28,000
Principal EDAP 2008 Issue	-	-	-	-	19,000	19,000
Interest '04 A Refunding Bond	166,113	124,240	76,978	76,978	76,978	26,389
Interest '04 B Rev Bond	157,380	153,105	148,305	148,305	148,305	142,774
Interest '05 Revenue Bond	171,095	165,692	159,917	159,917	159,917	153,968
Interest '06 Revenue Bond	498,450	387,450	373,725	373,725	373,725	379,438
Interest '07 Revenue Bond	-	399,627	360,081	360,081	360,081	344,882
Interest-EDAP 2002 Issue	36,375	35,337	34,191	34,191	34,191	32,948
Interest-EDAP 2008 Issue	-	-	34,000	34,000	24,379	26,940
Fiscal Agent Fees	1,000	1,250	4,000	4,000	4,000	4,000
<b>TOTAL EXPENSES</b>	<b>2,588,413</b>	<b>3,099,701</b>	<b>3,311,197</b>	<b>3,311,197</b>	<b>3,320,576</b>	<b>3,340,339</b>
<b>CLOSING BALANCE</b>	<b>4,545,757</b>	<b>4,741,653</b>	<b>4,868,009</b>	<b>4,957,694</b>	<b>4,853,589</b>	<b>4,210,103</b>
<b>RESERVE REQUIREMENTS</b>						
Interest & Redemption	1,067,083	1,245,500	1,286,831	1,461,541	1,297,915	606,500
Reserves	2,145,992	2,128,548	2,026,632	2,128,548	2,060,373	1,983,919
Contingency Reserve	1,332,682	1,367,605	1,554,546	1,367,605	1,495,301	1,619,684
<b>ADJUSTED CLOSING BALANCE</b>	<b>4,545,757</b>	<b>4,741,653</b>	<b>4,868,009</b>	<b>4,957,694</b>	<b>4,853,589</b>	<b>4,210,103</b>

**CITY OF LAREDO, TEXAS**  
**WATER SYSTEM FUND**  
**WATER OPERATIONAL CONSTRUCTION BUDGET**  
**FY 2009-2010**

DESCRIPTION	ACTUAL FY 06-07	ACTUAL FY 07-08	ORIGINAL BUDGET FY 08-09	AMENDED BUDGET FY 08-09	TOTAL ESTIMATE FY 08-09	ADOPTED BUDGET FY 09-10
<b>OPENING BALANCE</b>	<b>203,592</b>	<b>84,020</b>	-	<b>447,540</b>	<b>447,540</b>	-
<b>REVENUES</b>						
Transfer In: Water Operations	847,124	848,647	1,870,079	3,494,935	3,492,457	1,350,000
<b>TOTAL REVENUES</b>	<b>847,124</b>	<b>848,647</b>	<b>1,870,079</b>	<b>3,494,935</b>	<b>3,492,457</b>	<b>1,350,000</b>
<b>TOTAL AVAILABLE</b>	<b>1,050,716</b>	<b>932,667</b>	<b>1,870,079</b>	<b>3,942,475</b>	<b>3,939,997</b>	<b>1,350,000</b>
<b>EXPENSES</b>						
Materials and Supplies	-	41,111	250,000	-	-	-
Contractual Services	44,000	-	-	-	-	-
Other Charges	-	-	-	49,000	48,747	-
Construction Projects:						
Jefferson Water Plant	157,148	-	-	-	-	-
Street Recycling Project	12,448	-	-	-	-	-
Utility Relocation-TxDot	39,083	616	1,854	3,299	1,500	-
Impact Fee Study	3,547	-	-	-	-	-
Water Plant Improvements	470,573	139,305	300,000	38,767	76,301	200,000
BECC/Colonia Project	-	193,573	-	-	-	-
Distribution Grid Improvement	10,000	-	-	-	-	-
Meter Exchange Program	37,922	350	350	350	-	-
Booster Station Improvements	30,529	48,733	300,000	1,010,866	1,010,866	200,000
MHOC Upgrade	15,008	-	-	-	-	-
Texas Milmo P. China Project	-	-	-	-	1,251	-
Warehouse Improvements	25,882	12,400	247,721	198,721	140,000	200,000
Cuatro Vientos Elevated Tank	-	-	-	55,589	75,449	-
Utility I.S. Improv. Project	-	-	-	422,414	422,414	350,000
Desalinate Brackish Water Proj.	-	-	-	1,624,856	1,624,856	-
Water Conservation Program	-	-	170,000	170,000	170,000	-
Fire Hydrant Replacement	51,483	36,980	200,154	200,154	200,154	100,000
Water Tank Improvments	69,073	12,059	400,000	168,459	168,459	300,000
<b>TOTAL EXPENSES</b>	<b>966,696</b>	<b>485,127</b>	<b>1,870,079</b>	<b>3,942,475</b>	<b>3,939,997</b>	<b>1,350,000</b>
<b>CLOSING BALANCE</b>	<b>84,020</b>	<b>447,540</b>	-	-	-	-
<b>ADJUSTMENT:</b>						
<b>PRIOR YEAR ENCUMBRANCES</b>	-	-	-	<b>447,540</b>	-	-
<b>ADJUSTED CLOSING BALANCE</b>	<b>84,020</b>	<b>447,540</b>	-	<b>447,540</b>	-	-

**CITY OF LAREDO, TEXAS**  
**WATER SYSTEM FUND**  
**WATER AVAILABILITY FUND BUDGET**  
**FY 2009-2010**

DESCRIPTION	ACTUAL FY 06-07	ACTUAL FY 07-08	ORIGINAL BUDGET FY 08-09	AMENDED BUDGET FY 08-09	TOTAL ESTIMATE FY 08-09	ADOPTED BUDGET FY 09-10
<b>OPENING BALANCE</b>	<b>12,798,862</b>	<b>13,540,164</b>	<b>3,618,962</b>	<b>13,335,637</b>	<b>13,335,637</b>	<b>3,922,915</b>
<b>REVENUES</b>						
Water Availability	2,051,815	1,355,199	1,780,308	1,780,308	1,476,800	1,476,800
Interest Earnings	681,667	557,780	200,000	200,000	191,459	100,000
Rain Enhancement Program	3,507	-	-	-	-	-
<b>TOTAL REVENUES</b>	<b>2,736,989</b>	<b>1,912,979</b>	<b>1,980,308</b>	<b>1,980,308</b>	<b>1,668,259</b>	<b>1,576,800</b>
<b>TOTAL AVAILABLE</b>	<b>15,535,851</b>	<b>15,453,143</b>	<b>5,599,270</b>	<b>15,315,945</b>	<b>15,003,896</b>	<b>5,499,715</b>
<b>EXPENSES</b>						
Personnel	19,595	168,589	-	-	-	240,329
Materials and Supplies	-	-	-	-	-	65,769
Contractual Services	92,845	46,784	274,500	291,552	291,588	374,991
Other	6,744	-	-	1,600	1,000	1,600
Water Rights Acquisition	1,751,685	1,824,735	5,000,000	14,621,509	10,621,509	4,500,000
Weather Modification Project	77,397	77,398	80,000	78,400	78,400	80,000
Groundwater Development Study	47,421	-	-	88,484	88,484	-
<b>TOTAL EXPENSES</b>	<b>1,995,687</b>	<b>2,117,506</b>	<b>5,354,500</b>	<b>15,081,545</b>	<b>11,080,981</b>	<b>5,262,689</b>
<b>CLOSING BALANCE</b>	<b>13,540,164</b>	<b>13,335,637</b>	<b>244,770</b>	<b>234,400</b>	<b>3,922,915</b>	<b>237,026</b>
<b>ADJUSTMENT:</b>						
<b>PRIOR YEAR ENCUMBRANCES</b>	<b>-</b>	<b>-</b>	<b>-</b>	<b>9,272,046</b>	<b>-</b>	<b>-</b>
<b>ADJUSTED CLOSING BALANCE</b>	<b>13,540,164</b>	<b>13,335,637</b>	<b>244,770</b>	<b>9,506,446</b>	<b>3,922,915</b>	<b>237,026</b>

**CITY OF LAREDO, TEXAS**  
**WATERWORKS SYSTEM FUND**  
**WATER BOND CONSTRUCTION PROJECT BUDGET**  
**\$ 3.55 MILLION 1999 ISSUE**  
**FY 2009-2010**

DESCRIPTION	ORIGINAL BUDGET FY 08-09	AMENDED BUDGET FY 08-09	INCEPTION TO 09/30/08	TOTAL ESTIMATE FY 08-09	ADOPTED BUDGET FY 09-10	TOTAL PROJECT BUDGET FY 09-10
<b>OPENING BALANCE</b>	-	-	-	43,301	20,374	-
<b>REVENUES</b>						
Bond Proceeds	3,550,000	3,550,000	3,550,000	-	-	3,550,000
Reimbursements	9,996	9,996	9,996	-	-	9,996
Interest Earnings	410,438	410,438	429,870	942	-	430,812
<b>TOTAL REVENUES</b>	<b>3,970,434</b>	<b>3,970,434</b>	<b>3,989,866</b>	<b>942</b>	<b>-</b>	<b>3,990,808</b>
<b>TOTAL AVAILABLE</b>	<b>3,970,434</b>	<b>3,970,434</b>	<b>3,989,866</b>	<b>44,243</b>	<b>20,374</b>	<b>3,990,808</b>
<b>EXPENSES</b>						
Contratual Services	2,300	2,300	2,300	-	-	2,300
Transfer Out:						
DPW Infrastructure Level	1,267,000	1,267,000	1,267,000	-	-	1,267,000
Bond Costs	130,620	130,620	130,620	-	-	130,620
Construction Projects:						
Street Recycling Project	890,302	890,302	890,302	-	-	890,302
Hillside Line Replacement Proj.	165,944	165,944	165,944	-	-	165,944
San Isidro Booster Station	236,465	236,465	236,465	-	-	236,465
Highland Booster Station	412,626	412,626	412,626	-	-	412,626
Tx Dot Improvements	852,567	852,567	828,698	23,869	-	852,567
Cherry Hill Widening	231	231	231	-	-	231
Cuatro Vientos Elev. Tank	12,379	12,379	12,379	-	-	12,379
Reserve Appropriation	-	-	-	-	20,374	20,374
<b>TOTAL EXPENSES</b>	<b>3,970,434</b>	<b>3,970,434</b>	<b>3,946,565</b>	<b>23,869</b>	<b>20,374</b>	<b>3,990,808</b>
<b>CLOSING BALANCE</b>	<b>-</b>	<b>-</b>	<b>43,301</b>	<b>20,374</b>	<b>-</b>	<b>-</b>

**CITY OF LAREDO, TEXAS**  
**WATERWORKS SYSTEM FUND**  
**WATER BOND CONSTRUCTION PROJECT BUDGET**  
**\$ 2.485 MILLION 2000 ISSUE**  
**FY 2009-2010**

DESCRIPTION	ORIGINAL BUDGET FY 08-09	AMENDED BUDGET FY 08-09	INCEPTION TO 09/30/08	TOTAL ESTIMATE FY 08-09	ADOPTED BUDGET FY 09-10	TOTAL PROJECT BUDGET FY 09-10
<b>OPENING BALANCE</b>	-	-	-	118,654	103,893	-
<b>REVENUES</b>						
Bond Proceeds	2,485,000	2,485,000	2,485,000	-	-	2,485,000
Reimburse & Misc.	50,196	50,196	124,418	-	-	124,418
Interest Earnings	469,341	469,341	496,698	2,314	500	499,512
<b>TOTAL REVENUES</b>	<b>3,004,537</b>	<b>3,004,537</b>	<b>3,106,116</b>	<b>2,314</b>	<b>500</b>	<b>3,108,930</b>
<b>TOTAL AVAILABLE</b>	<b>3,004,537</b>	<b>3,004,537</b>	<b>3,106,116</b>	<b>120,968</b>	<b>104,393</b>	<b>3,108,930</b>
<b>EXPENSES</b>						
Contractual Services	2,300	2,300	2,300	-	-	2,300
Bond Costs	65,000	65,000	65,000	-	-	65,000
Construction Projects:						
Utility Relocations-TxDot	226,802	226,802	226,802	-	-	226,802
San Isidro Booster Station	328,084	328,084	328,084	-	-	328,084
Highland Booster Station	22,843	22,843	22,843	-	-	22,843
Mines Rd Tank Improvements	124,027	124,027	124,027	-	-	124,027
MHCO/McPherson Tram Line	984,738	984,738	984,738	-	-	984,738
Cuatro Vientos Elevated Tank	147,593	147,593	147,593	-	-	147,593
Compressed Gas Containment	246,640	246,640	246,640	-	-	246,640
Lyon Tank Improvments	769,286	769,286	752,211	17,075	-	769,286
Fire Hydrant Replacement	87,224	87,224	87,224	-	-	87,224
Reserve Appropriation	-	-	-	-	104,393	104,393
<b>TOTAL EXPENSES</b>	<b>3,004,537</b>	<b>3,004,537</b>	<b>2,987,462</b>	<b>17,075</b>	<b>104,393</b>	<b>3,108,930</b>
<b>CLOSING BALANCE</b>	<b>-</b>	<b>-</b>	<b>118,654</b>	<b>103,893</b>	<b>-</b>	<b>-</b>

**CITY OF LAREDO, TEXAS**  
**WATERWORKS SYSTEM FUND**  
**WATER BOND CONSTRUCTION PROJECT BUDGET**  
**\$ 3.895 MILLION 2004 B ISSUE**  
**FY 2009-2010**

DESCRIPTION	ORIGINAL BUDGET FY 08-09	AMENDED BUDGET FY 08-09	INCEPTION TO 09/30/08	TOTAL ESTIMATE FY 08-09	ADOPTED BUDGET FY 09-10	TOTAL PROJECT BUDGET FY 09-10
<b>OPENING BALANCE</b>	-	-	-	242,116	82,666	-
<b>REVENUES</b>						
Bond Proceeds	3,860,000	3,860,000	3,860,000	-	-	3,860,000
Interest Earnings	425,133	425,133	505,607	2,192	500	508,299
<b>TOTAL REVENUES</b>	<b>4,285,133</b>	<b>4,285,133</b>	<b>4,365,607</b>	<b>2,192</b>	<b>500</b>	<b>4,368,299</b>
<b>TOTAL AVAILABLE</b>	<b>4,285,133</b>	<b>4,285,133</b>	<b>4,365,607</b>	<b>244,308</b>	<b>83,166</b>	<b>4,368,299</b>
<b>EXPENSES</b>						
Bond Costs	95,000	95,000	95,000	-	-	95,000
Construction Projects:						
Jefferson Water Plant	527,812	527,812	503,932	23,880	-	527,812
MHOC Expand Pump Capacity	308,701	308,701	194,431	114,270	-	308,701
Filter Media Replacement	90,000	90,000	90,000	-	-	90,000
Mcperson To TAMIU Tram Line	1,483,969	1,483,969	1,476,978	6,991	-	1,483,969
MHOC To Mcpherson Tram Line	1,779,651	1,779,651	1,763,150	16,501	-	1,779,651
Reserve Appropriation	-	-	-	-	83,166	83,166
<b>TOTAL EXPENSES</b>	<b>4,285,133</b>	<b>4,285,133</b>	<b>4,123,491</b>	<b>161,642</b>	<b>83,166</b>	<b>4,368,299</b>
<b>CLOSING BALANCE</b>	-	-	242,116	82,666	-	-

**CITY OF LAREDO, TEXAS**  
**WATERWORKS SYSTEM FUND**  
**WATER BOND CONSTRUCTION PROJECT BUDGET**  
**\$ 4.415 MILLION 2005 ISSUE**  
**FY 2009-2010**

DESCRIPTION	ORIGINAL BUDGET FY 08-09	AMENDED BUDGET FY 08-09	INCEPTION TO 09/30/08	TOTAL ESTIMATE FY 08-09	ADOPTED BUDGET FY 09-10	TOTAL PROJECT BUDGET FY 09-10
<b>OPENING BALANCE</b>	-	107	-	107,651	47,970	-
<b>REVENUES</b>						
Bond Proceeds	4,415,107	4,415,107	4,415,000	-	-	4,415,000
Interest Earnings	281,762	281,762	328,303	1,429	240	329,972
<b>TOTAL REVENUES</b>	<b>4,696,869</b>	<b>4,696,869</b>	<b>4,743,303</b>	<b>1,429</b>	<b>240</b>	<b>4,744,972</b>
<b>TOTAL AVAILABLE</b>	<b>4,696,869</b>	<b>4,696,976</b>	<b>4,743,303</b>	<b>109,080</b>	<b>48,210</b>	<b>4,744,972</b>
<b>EXPENSES</b>						
Bond Costs	120,775	120,775	120,775	-	-	120,775
Construction Projects:						
Filter To Waste Modificaiton	400,000	400,000	400,000	-	-	400,000
Old Raw Water Intake	264,828	264,828	217,968	46,860	-	264,828
Rehab Lower Filter	234,990	234,990	226,490	8,500	-	234,990
TAMIU 2.0 MG	2,458,485	2,458,485	2,452,735	5,750	-	2,458,485
Sierra Vista Elevated Tank	1,217,684	1,217,684	1,217,684	-	-	1,217,684
Reserve Appropriation	-	-	-	-	48,210	48,210
<b>TOTAL EXPENSES</b>	<b>4,696,762</b>	<b>4,696,762</b>	<b>4,635,652</b>	<b>61,110</b>	<b>48,210</b>	<b>4,744,972</b>
<b>CLOSING BALANCE</b>	<b>107</b>	<b>214</b>	<b>107,651</b>	<b>47,970</b>	<b>-</b>	<b>-</b>



**CITY OF LAREDO, TEXAS**  
**WATERWORKS SYSTEM FUND**  
**WATER BOND CONSTRUCTION PROJECT BUDGET**  
**\$ 8.950 MILLION 2006 ISSUE**  
**FY 2009-2010**

DESCRIPTION	ORIGINAL BUDGET FY 08-09	AMENDED BUDGET FY 08-09	INCEPTION TO 09/30/08	TOTAL ESTIMATE FY 08-09	ADOPTED BUDGET FY 09-10	TOTAL PROJECT BUDGET FY 09-10
<b>OPENING BALANCE</b>	-	-	-	3,035,130	637,902	-
<b>REVENUES</b>						
Bond Proceeds	8,950,000	8,950,000	8,950,000	-	-	8,950,000
Interest Earnings	281,000	281,000	820,348	29,984	6,000	856,332
Reimbursements & Misc.	-	-	13,570	-	-	13,570
Premium	10,061	10,061	10,061	-	-	10,061
<b>TOTAL REVENUES</b>	<b>9,241,061</b>	<b>9,241,061</b>	<b>9,793,979</b>	<b>29,984</b>	<b>6,000</b>	<b>9,829,963</b>
<b>TOTAL AVAILABLE</b>	<b>9,241,061</b>	<b>9,241,061</b>	<b>9,793,979</b>	<b>3,065,114</b>	<b>643,902</b>	<b>9,829,963</b>
<b>EXPENSES</b>						
Bond Costs	176,659	176,659	176,659	-	-	176,659
Transfer: Water Debt Service Fund	462,030	462,030	462,030	-	-	462,030
Capital Outlay	731,922	731,922	730,922	1,000	-	731,922
Construction Projects:						
MHCO/McPherson Tram Line	547,436	457,436	277,609	179,827	-	457,436
Old Raw Water Intake	500,288	590,288	-	590,288	-	590,288
Hendricks Booster Station	80,780	80,780	69,280	11,500	-	80,780
MHOC BS VFD	122,913	122,913	45,163	77,750	-	122,913
Water Line Replacement	76,423	76,423	76,423	-	-	76,423
Cuatro Vientos Elevation Tank	1,218,501	1,218,501	1,047,461	171,040	-	1,218,501
US 59 & Loop 20 Utility Reloc.	5,578	5,578	5,578	-	-	5,578
5 MG Clearwall Installation	2,262,987	2,262,987	1,187,375	1,075,612	-	2,262,987
Clarifier Repair Unit #2	1,741,651	1,741,651	1,567,994	173,657	-	1,741,651
Rehab Lower Filters	74,445	74,445	74,445	-	-	74,445
Columbia Raw Water Pump Sta.	201,448	201,448	55,000	146,448	-	201,448
Jefferson Plant Expansion	983,000	983,000	982,910	90	-	983,000
Reserve Appropriation	55,000	55,000	-	-	643,902	643,902
<b>TOTAL EXPENSES</b>	<b>9,241,061</b>	<b>9,241,061</b>	<b>6,758,849</b>	<b>2,427,212</b>	<b>643,902</b>	<b>9,829,963</b>
<b>CLOSING BALANCE</b>	-	-	<b>3,035,130</b>	<b>637,902</b>	-	-

**CITY OF LAREDO, TEXAS**  
**WATERWORKS SYSTEM FUND**  
**WATER BOND CONSTRUCTION PROJECT BUDGET**  
**\$ 8.475 MILLION 2007 ISSUE**  
**FY 2009-2010**

DESCRIPTION	ORIGINAL BUDGET FY 08-09	AMENDED BUDGET FY 08-09	INCEPTION TO 09/30/08	TOTAL ESTIMATE FY 08-09	ADOPTED BUDGET FY 09-10	TOTAL PROJECT BUDGET FY 09-10
<b>OPENING BALANCE</b>	-	-	-	5,114,302	332,709	-
<b>REVENUES</b>						
Bond Proceeds	8,475,000	8,475,000	8,475,000	-	-	8,475,000
Interest Earnings	48,355	48,355	317,386	57,498	24,500	399,384
Reimbursements & Misc.	-	-	6,179	-	-	6,179
<b>TOTAL REVENUES</b>	<b>8,523,355</b>	<b>8,523,355</b>	<b>8,798,565</b>	<b>57,498</b>	<b>24,500</b>	<b>8,880,563</b>
<b>TOTAL AVAILABLE</b>	<b>8,523,355</b>	<b>8,523,355</b>	<b>8,798,565</b>	<b>5,171,800</b>	<b>357,209</b>	<b>8,880,563</b>
<b>EXPENSES</b>						
Bond Costs	228,868	228,868	228,867	-	-	228,867
Transfer: Water Debt Service Fund	443,833	443,833	443,833	-	-	443,833
Materials and Supplies	2,799	2,799	2,799	-	-	2,799
Capital Outlay	346,001	346,001	288,285	57,716	-	346,001
Construction Projects:						
Jefferson Plant Expansion	1,708,036	1,481,021	-	1,481,021	-	1,481,021
MHOC Booster Station	1,302,964	1,697,427	267,117	1,430,310	-	1,697,427
Water Master Plan	75,000	75,000	16,342	58,658	-	75,000
East Loop 20 & Clark	200,000	200,000	39,516	160,484	-	200,000
Water Line Rehabilitation	3,467,500	3,068,489	2,397,504	670,985	-	3,068,489
48" Transmission Line	700,000	700,000	-	700,000	-	700,000
Airport Truck Route Improvement	-	279,917	-	279,917	-	279,917
Reserve Appropriation	48,354	-	-	-	357,209	357,209
<b>TOTAL EXPENSES</b>	<b>8,523,355</b>	<b>8,523,355</b>	<b>3,684,263</b>	<b>4,839,091</b>	<b>357,209</b>	<b>8,880,563</b>
<b>CLOSING BALANCE</b>	-	-	<b>5,114,302</b>	<b>332,709</b>	-	-

**CITY OF LAREDO, TEXAS**  
**WATERWORKS SYSTEM FUND**  
**WATER BOND CONSTRUCTION PROJECT BUDGET**  
**\$ 25.510 MILLION 2008 ISSUE**  
**FY 2009-2010**

DESCRIPTION	ORIGINAL BUDGET FY 08-09	AMENDED BUDGET FY 08-09	INCEPTION TO 09/30/08	TOTAL ESTIMATE FY 08-09	ADOPTED BUDGET FY 09-10	TOTAL PROJECT BUDGET FY 09-10
<b>OPENING BALANCE</b>	-	-	-	<b>24,701,710</b>	<b>766,859</b>	-
<b>REVENUES</b>						
Bond Proceeds	25,509,643	25,509,643	25,499,593	-	-	25,499,593
Interest Earnings	-	-	199,193	519,271	245,000	963,464
Intergovernmental Revenue	-	595,268	-	595,268	-	595,268
<b>TOTAL REVENUES</b>	<b>25,509,643</b>	<b>26,104,911</b>	<b>25,698,786</b>	<b>1,114,539</b>	<b>245,000</b>	<b>27,058,325</b>
<b>TOTAL AVAILABLE</b>	<b>25,509,643</b>	<b>26,104,911</b>	<b>25,698,786</b>	<b>25,816,249</b>	<b>1,011,859</b>	<b>27,058,325</b>
<b>EXPENSES</b>						
Construction Projects:						
Jefferson Plant Expansion	9,875,000	9,875,000	313,523	9,561,477	-	9,875,000
Booster Station Improvements	-	92,500	-	92,500	-	92,500
MHOC Booster Station	-	652,960	-	652,960	-	652,960
Water Master Plan	350,000	350,000	-	350,000	-	350,000
Water Line Rehabilitation	5,455,000	2,473,184	4,945	2,468,239	-	2,473,184
SE 16" Line Ext of IH35	80,000	80,000	-	80,000	-	80,000
SE Transmission Line-McPherson	90,000	90,000	-	90,000	-	90,000
TXDot Improvements	400,000	400,000	-	400,000	-	400,000
60" Tran Line NWLWTP/IH35	627,240	1,225,000	-	1,225,000	-	1,225,000
NW Laredo Water Plant	8,000,000	8,098,725	678,608	7,420,117	-	8,098,725
24" Main Loop 20 to Hospital	140,000	213,958	-	213,958	-	213,958
36"/24" Unitec to Loop 20	360,000	500,000	-	500,000	-	500,000
US 83 Railroad Overpass	-	1,080,139	-	1,080,139	-	1,080,139
GIS Improvements	-	65,000	-	65,000	-	65,000
BS-Elevated Storage Improv.	-	850,000	-	850,000	-	850,000
Reserve Appropriation	132,403	58,445	-	-	1,011,859	1,011,859
<b>TOTAL EXPENSES</b>	<b>25,509,643</b>	<b>26,104,911</b>	<b>997,076</b>	<b>25,049,390</b>	<b>1,011,859</b>	<b>27,058,325</b>
<b>CLOSING BALANCE</b>	-	-	<b>24,701,710</b>	<b>766,859</b>	-	-

FUND NUMBER	557 WATERWORKS SYSTEM
DEPARTMENT NAME	UTILITIES
DEPARTMENT NUMBER	41 WATERWORKS
DIVISION NUMBER	12 ENGINEERING

**MISSION**

To review, approve and inspect all water and wastewater systems constructed for the City of Laredo and assure their integrity by implementing the City's standards and specifications in their design and construction phases.

**OBJECTIVES & PLANNED ACCOMPLISHMENTS**

- To manage the department's infrastructure improvement projects assuring time lines and cost estimates.
- To provide a higher level of quality in all systems constructed for the City of Laredo through the platting process and by expanding and improving water and sewer projects for our service area.
- To finalize plat reviews within the stipulated time frame as per the One-Stop Shop.
- To meet time lines in all projects and keep costs within budgeted amounts.

**EXPENDITURES**

	ACTUAL 06-07	ACTUAL 07-08	AMENDED 08-09	ESTIMATED 08-09	ADOPTED 09-10
Personnel Services	684,592	714,016	628,029	583,808	665,075
Materials & Supplies	31,519	55,805	48,699	28,364	40,289
Contractual Services	36,332	30,041	59,027	53,559	58,142
Capital Outlay	11,354	67,198	-	-	-
<b>Total</b>	<b>763,797</b>	<b>867,060</b>	<b>735,755</b>	<b>665,731</b>	<b>763,506</b>

**PERSONNEL POSITION LISTING**

DEPT	DIV	AUTH #	POSITION NO.	GRADE	POSITION TITLE	09-10 ADOPTED ANNUAL RATE
41	12	73	35026	R42	CIVIL ENGINEER II (P.E.)	93,246
41	12	69	20013	R27	CLERK III	25,334
41	12	24	40454	R32	CONSTRUCTION INSPECTOR	32,073
41	12	72	40454	R32	CONSTRUCTION INSPECTOR	43,284
41	12	13	40366	R29	DRAFTING TECHNICIAN	24,128
41	12	5	35014	R37	ENGINEERING ASSOCIATE I	61,464
41	12	1	35024	R40	ENGINEERING ASSOCIATE II	66,892
41	12	1	35024	R40	ENGINEERING ASSOCIATE II	50,648
41	12	71	40458	R33	ENGINEERING TECHNICIAN	33,093
41	12	3	40451	R32	WATER SUPPLY INSPECTOR	42,473
<b>TOTAL COUNT</b>			<b>10</b>		<b>TOTAL SALARIES</b>	<b>472,634</b>

FUND NUMBER  
DEPARTMENT NAME  
DEPARTMENT NUMBER  
DIVISION NUMBER

557 WATERWORKS SYSTEM  
UTILITIES  
41 WATERWORKS  
12 ENGINEERING

PERFORMANCE MEASURES

	ACTUAL 06-07	ACTUAL 07-08	ESTIMATED 08-09	ADOPTED 09-10
<b>Workload Measures</b>				
<i>Inputs</i>				
Number of Engineers	1	1	1	1
Number of Engineering Assistants	N/A	3	3	3
Number of Water Supply & Construction Inspectors	N/A	5	3	3
Number of plats received	120	NA	NA	NA
Number of Plats, Replats and Projects received	N/A	6	5	10
Number of Building Permits and Right-of-way Excavation Permits received	N/A	37	60	60
Number of Water & Wastewater Agreements, Water Availability, Annexation & Reimbursement Contracts received	N/A	9	10	15
Number of Technical Review Board Projects, Utility Coordination Projects received	N/A	24	50	50
Number of Pre-Construction Meetings, Final Inspections for Plats, Replats and Projects received	N/A	8	20	20
<i>Outputs</i>				
Number of plats reviewed within 15 calendar days	115	NA	NA	NA
Number of Plats, Replats and Projects reviewed monthly	N/A	6	5	10
Number of Building Permits and Right-of-way Excavation Permits reviewed in a monthly basis	N/A	37	60	60
Number of Water & Wastewater Agreements, Water Availability, Annexation & Reimbursement Contracts reviewed in a monthly basis	N/A	9	10	15
Number of Technical review Board Projects, Utility Coordination Projects reviewed in a monthly basis	N/A	24	50	50
Number of Pre-Construction Meetings, Final Inspections for Plats, Replats and Projects received	N/A	8	20	20
<b>Efficiency Measures</b>				
Number of plats reviewed per engineer	120	NA	NA	NA
<b>Effectiveness Measures</b>				
% of plats finalized within 15 calendar days	100%	NA	NA	NA
Number of Plats, Replats and Projects reviewed monthly	N/A	100%	100%	100%
Number of Building Permits and Right-of-way Excavation Permits reviewed in a monthly basis	N/A	100%	100%	100%
Number of Water & Wastewater Agreements, Water Availability, Annexation & Reimbursement Contracts reviewed monthly	N/A	100%	100%	100%
Number of Pre-Construction Meetings, Final Inspections for Plats, Replats and Projects received reviewed monthly	N/A	100%	100%	100%
Number of Technical review Board Projects, Utility Coordination Projects reviewed monthly	N/A	100%	100%	100%

FUND NUMBER  
DEPARTMENT NAME  
DEPARTMENT NUMBER  
DIVISION NUMBER

557 WATERWORKS SYSTEM  
UTILITIES  
41 WATERWORKS  
15 UTILITY BILLING

**MISSION**

To provide excellent customer service and accurate billing and to maximize the collection of all utility accounts.

**OBJECTIVES & PLANNED ACCOMPLISHMENTS**

- To reduce the abandon call rate for the Call Center to 6.0% by the end of the fiscal year.
- To maintain the percentage of monthly meter reading accuracy at 99.8% or above.
- To maintain monthly receivables over 60 days to 1% or less of the total of all accounts.

**EXPENDITURES**

	<b>ACTUAL 06-07</b>	<b>ACTUAL 07-08</b>	<b>AMENDED 08-09</b>	<b>ESTIMATED 08-09</b>	<b>ADOPTED 09-10</b>
Personnel Services	1,462,955	1,643,841	1,829,674	1,738,823	1,839,656
Materials & Supplies	330,905	561,737	827,568	642,637	924,750
Contractual Services	574,928	518,442	645,146	645,705	658,902
Other Charges	-	16	-	-	-
Capital Outlay	71,607	51,775	53,190	2,190	-
<b>Total</b>	<b>2,440,395</b>	<b>2,775,811</b>	<b>3,355,578</b>	<b>3,029,355</b>	<b>3,423,308</b>

**PERSONNEL POSITION LISTING**

<b>DEPT</b>	<b>DIV</b>	<b>AUTH #</b>	<b>POSITION NO.</b>	<b>GRADE</b>	<b>POSITION TITLE</b>	<b>09-10 ADOPTED ANNUAL RATE</b>
41	15	5	20015	R35	ADMINISTRATIVE ASSISTANT II	50,627
41	15	21	20251	R25	CLERK II	20,238
41	15	2	40325	R34	CUSTOMER SERVICE SUPERVISOR	39,603
41	15	1	10046	R38	CUSTOMER SERVICE SUPT.	71,739
41	15	69	40322	R28	CUSTOMER SVC. REPRESENTATIVE	24,440
41	15	70	40322	R28	CUSTOMER SVC. REPRESENTATIVE	30,680
41	15	71	40322	R28	CUSTOMER SVC. REPRESENTATIVE	22,776
41	15	73	40322	R28	CUSTOMER SVC. REPRESENTATIVE	27,747
41	15	74	40322	R28	CUSTOMER SVC. REPRESENTATIVE	29,952
41	15	75	40322	R28	CUSTOMER SVC. REPRESENTATIVE	30,638
41	15	76	40322	R28	CUSTOMER SVC. REPRESENTATIVE	25,126

FUND NUMBER	557 WATERWORKS SYSTEM
DEPARTMENT NAME	UTILITIES
DEPARTMENT NUMBER	41 WATERWORKS
DIVISION NUMBER	15 UTILITY BILLING

PERSONNEL POSITION LISTING - CONTINUED

DEPT	DIV	AUTH #	POSITION NO.	GRADE	POSITION TITLE	09-10 ADOPTED ANNUAL RATE
41	15	78	40322	R28	CUSTOMER SVC. REPRESENTATIVE	33,987
41	15	80	40322	R28	CUSTOMER SVC. REPRESENTATIVE	23,213
41	15	81	40322	R28	CUSTOMER SVC. REPRESENTATIVE	22,776
41	15	82	40322	R28	CUSTOMER SVC. REPRESENTATIVE	22,776
41	15	83	40322	R28	CUSTOMER SVC. REPRESENTATIVE	23,462
41	15	84	40322	R28	CUSTOMER SVC. REPRESENTATIVE	23,234
41	15	72	40080	R31	CUSTOMER SVC. REPRESENTATIVE II	29,661
41	15	2	23001	R36	UTILITY BILLING SUPERVISOR	50,939
41	15	1	23000	R34	UTILITY COLLECTIONS SUPERVISOR	42,432
41	15	25	71897	R28	UTILITY SYSTEMS CREW LEADER	32,739
41	15	1	82201	R26	WATER METER READER	20,467
41	15	2	82201	R26	WATER METER READER	19,469
41	15	3	82201	R26	WATER METER READER	19,469
41	15	4	82201	R26	WATER METER READER	20,238
41	15	14	82201	R26	WATER METER READER	20,238
41	15	15	82201	R26	WATER METER READER	20,467
41	15	16	82201	R26	WATER METER READER	20,238
41	15	17	82201	R26	WATER METER READER	20,467
41	15	18	82201	R26	WATER METER READER	20,238
41	15	1	71221	R27	WATER METER READER CREW LEADER	30,035
41	15	14	82202	R26	WATER METER SERVICER	31,429
41	15	15	82202	R26	WATER METER SERVICER	28,371
41	15	16	82202	R26	WATER METER SERVICER	33,446
41	15	17	82202	R26	WATER METER SERVICER	30,784
41	15	18	82202	R26	WATER METER SERVICER	35,318
41	15	19	82202	R26	WATER METER SERVICER	27,997
41	15	19	82202	R26	WATER METER SERVICER	21,861
41	15	28	82202	R26	WATER METER SERVICER	21,050
41	15	37	82202	R26	WATER METER SERVICER	23,088
41	15	85	82202	R26	WATER METER SERVICER	20,238
41	15	86	82202	R26	WATER METER SERVICER	20,238
41	15	87	82202	R26	WATER METER SERVICER	20,238
41	15	88	82202	R26	WATER METER SERVICER	25,563
<b>TOTAL COUNT</b>			<b>44</b>		<b>TOTAL SALARIES</b>	<b>1,229,738</b>

FUND NUMBER	557 WATERWORKS SYSTEM
DEPARTMENT NAME	UTILITIES
DEPARTMENT NUMBER	41 WATERWORKS
DIVISION NUMBER	15 UTILITY BILLING

PERFORMANCE MEASURES

	ACTUAL 06-07	ACTUAL 07-08	ESTIMATED 08-09	ADOPTED 09-10
<b>Workload Measures</b>				
<i>Input</i>				
Average number of calls received	7,071	7,269	6,597	6,729
Average number of meters read	58,193	59,835	60,956	62,175
<i>Outputs</i>				
Average number of abandoned calls	887	520	403	400
Average number of meters estimated	172	97	115	110
Average number of delinquent accounts 60 days and older	974	517	408	400
Average number of meters read incorrectly	116	143	106	115
<i>Service Quality</i>				
% of abandoned calls	12.5%	7.2%	6.1%	5.9%
% of meter reading accuracy	99.80%	99.76%	99.83%	99.81%
% of total accounts over 60 days on the aged receivables	1.7%	0.9%	0.7%	0.6%



FUND NUMBER	557 WATERWORKS SYSTEM
DEPARTMENT NAME	UTILITIES
DEPARTMENT NUMBER	41 WATERWORKS
DIVISION NUMBER	20 WATER TREATMENT

**MISSION**

To provide safe drinking water to customers that exceed all state and federal regulations and to effectively and efficiently manage the treatment, production and maintenance of water supply needs through day-to-day operations.

**OBJECTIVES & PLANNED ACCOMPLISHMENTS**

- To improve the efficiency of chemical and electrical usage as well as equipment and lawn maintenance of the existing operations
- To improve the efficiency of operations through proper training and involvement of all employees
- To review the design and construction of water facilities to ensure the system reliability

**EXPENDITURES**

	ACTUAL 06-07	ACTUAL 07-08	AMENDED 08-09	ESTIMATED 08-09	ADOPTED 09-10
Personnel Services	1,350,342	1,595,253	1,508,499	1,599,353	1,632,969
Materials & Supplies	1,003,108	1,243,395	1,584,509	1,564,260	1,614,295
Contractual Services	3,603,230	3,903,628	4,990,739	4,113,470	4,565,607
Capital Outlay	178,247	48,904	258,783	25,000	-
<b>Total</b>	6,134,927	6,791,180	8,342,530	7,302,083	7,812,871

**PERSONNEL POSITION LISTING**

DEPT	DIV	AUTH #	POSITION NO.	GRADE	POSITION TITLE	09-10 ADOPTED ANNUAL RATE
41	20	167	20014	R32	ADMINISTRATIVE ASSISTANT I	32,178
41	20	168	10044	R36	ASSISTANT SUPERINTENDENT	50,023
41	20	7	70188	R34	BUILDING & GROUNDS SUPERVISOR	35,755
41	20	10	70450	R28	ELECTRICIAN JOURNEYMAN	43,118
41	20	118	80666	R23	GROUNDSKEEPER	21,632
41	20	119	80666	R23	GROUNDSKEEPER	18,034
41	20	77	70465	R27	HEAVY EQUIPMENT OPERATOR	28,974
41	20	89	70465	R27	HEAVY EQUIPMENT OPERATOR	25,293
41	20	1	71551	R30	PLANT OPERATOR II	26,603
41	20	2	71551	R30	PLANT OPERATOR II	26,333
41	20	5	71551	R30	PLANT OPERATOR II	24,586

FUND NUMBER	557 WATERWORKS SYSTEM
DEPARTMENT NAME	UTILITIES
DEPARTMENT NUMBER	41 WATERWORKS
DIVISION NUMBER	20 WATER TREATMENT

PERSONNEL POSITION LISTING - CONTINUED

DEPT	DIV	AUTH #	POSITION NO.	GRADE	POSITION TITLE	09-10 ADOPTED ANNUAL RATE
41	20	25	71551	R30	PLANT OPERATOR II	35,110
41	20	169	71551	R30	PLANT OPERATOR II	24,586
41	20	8	71544	R33	PLANT OPERATOR III	34,008
41	20	11	71544	R33	PLANT OPERATOR III	34,466
41	20	13	71544	R33	PLANT OPERATOR III	37,773
41	20	14	71544	R33	PLANT OPERATOR III	34,070
41	20	15	71544	R33	PLANT OPERATOR III	33,842
41	20	16	71544	R33	PLANT OPERATOR III	38,085
41	20	21	71544	R33	PLANT OPERATOR III	30,118
41	20	22	71544	R33	PLANT OPERATOR III	31,387
41	20	27	71544	R33	PLANT OPERATOR III	34,070
41	20	28	71897	R28	UTILITY SYSTEMS CREW LEADER	33,114
41	20	29	71897	R28	UTILITY SYSTEMS CREW LEADER	40,186
41	20	11	81969	R25	UTILITY SYSTEMS MECHANIC	22,277
41	20	27	81969	R25	UTILITY SYSTEMS MECHANIC	24,190
41	20	28	81969	R25	UTILITY SYSTEMS MECHANIC	23,504
41	20	30	81969	R25	UTILITY SYSTEMS MECHANIC	22,277
41	20	38	81969	R25	UTILITY SYSTEMS MECHANIC	23,109
41	20	39	81969	R25	UTILITY SYSTEMS MECHANIC	23,400
41	20	170	81969	R25	UTILITY SYSTEMS MECHANIC	23,150
41	20	171	81969	R25	UTILITY SYSTEMS MECHANIC	23,400
41	20	1	12205	R38	WATER TREATMENT SUPERINTENDENT	65,103
<b>TOTAL COUNT</b>			<b>33</b>		<b>TOTAL SALARIES</b>	<b>1,023,754</b>

PERFORMANCE MEASURES

	ACTUAL 06-07	ACTUAL 07-08	ESTIMATED 08-09	ADOPTED 09-10
<b>Workload Measures</b>				
Treated Monthly Average (MG)	1,100.000	1,350.000	1,440.000	1,440.000
Total Chemical Cost/MG	\$50.00	\$55.00	\$65.00	\$71.00
<b>Efficiency Measures</b>				
Cost per million gallons treated	\$492	\$457	\$634	\$650

FUND NUMBER	557 WATERWORKS SYSTEM
DEPARTMENT NAME	UTILITIES
DEPARTMENT NUMBER	41 WATERWORKS
DIVISION NUMBER	30 TRANSMISSION & DISTRIBUTION

**MISSION**

To increase customer satisfaction by providing uninterrupted service, sufficient output and adequate pressure at all times.

**OBJECTIVES & PLANNED ACCOMPLISHMENTS**

- To provide a continuous amount of potable water with ample pressure to all residential, commercial, and industrial water consumers as well for fire fighters in their fire extinguishing efforts
- To improve water pressure by looping the main lines and restructuring the various pressure zones.
- To provide expedient service and cultivate customer satisfaction.
- To provide employees with the necessary training to obtain their CDL driver’s license and the required certification from the Texas Commission of Environmental Quality
- To reduce service interruptions caused by line breaks by servicing and replacing water mains

**EXPENDITURES**

	ACTUAL 06-07	ACTUAL 07-08	AMENDED 08-09	ESTIMATED 08-09	ADOPTED 09-10
Personnel Services	1,519,412	1,873,543	1,697,269	1,792,734	1,786,431
Materials & Supplies	794,194	827,309	931,888	1,046,191	940,234
Contractual Services	878,027	794,372	1,038,391	1,162,152	1,153,806
Other Charges	(47,133)	-	-	-	-
Capital Outlay	892,901	440,460	-	-	-
<b>Total</b>	4,037,401	3,935,684	3,667,548	4,001,077	3,880,471

**PERSONNEL POSITION LISTING**

DEPT	DIV	AUTH #	POSITION NO.	GRADE	POSITION TITLE	09-10 ADOPTED ANNUAL RATE
41	30	1	10044	R36	ASSISTANT SUPERINTENDENT	45,760
41	30	114	20013	R27	CLERK III	26,042
41	30	206	70465	R27	HEAVY EQUIPMENT OPERATOR	25,293
41	30	207	70465	R27	HEAVY EQUIPMENT OPERATOR	25,293
41	30	212	70465	R27	HEAVY EQUIPMENT OPERATOR	34,195
41	30	215	70465	R27	HEAVY EQUIPMENT OPERATOR	25,293
41	30	216	70465	R27	HEAVY EQUIPMENT OPERATOR	25,293

FUND NUMBER	557 WATERWORKS SYSTEM
DEPARTMENT NAME	UTILITIES
DEPARTMENT NUMBER	41 WATERWORKS
DIVISION NUMBER	30 TRANSMISSION & DISTRIBUTION

PERSONNEL POSITION LISTING - CONTINUED

DEPT	DIV	AUTH #	POSITION NO.	GRADE	POSITION TITLE	09-10 ADOPTED ANNUAL RATE
41	30	217	70465	R27	HEAVY EQUIPMENT OPERATOR	25,293
41	30	86	81988	R26	HEAVY TRUCK DRIVER	23,379
41	30	87	81988	R26	HEAVY TRUCK DRIVER	23,379
41	30	88	81988	R26	HEAVY TRUCK DRIVER	23,379
41	30	91	81988	R26	HEAVY TRUCK DRIVER	23,358
41	30	92	81988	R26	HEAVY TRUCK DRIVER	23,379
41	30	93	81988	R26	HEAVY TRUCK DRIVER	22,714
41	30	9	81201	R23	UTILITY MAINTENANCE WORKER	16,848
41	30	15	81201	R23	UTILITY MAINTENANCE WORKER	19,469
41	30	16	81201	R23	UTILITY MAINTENANCE WORKER	18,845
41	30	17	81201	R23	UTILITY MAINTENANCE WORKER	18,491
41	30	18	81201	R23	UTILITY MAINTENANCE WORKER	19,926
41	30	20	81201	R23	UTILITY MAINTENANCE WORKER	20,051
41	30	22	81201	R23	UTILITY MAINTENANCE WORKER	18,387
41	30	23	81201	R23	UTILITY MAINTENANCE WORKER	18,242
41	30	24	81201	R23	UTILITY MAINTENANCE WORKER	20,051
41	30	25	81201	R23	UTILITY MAINTENANCE WORKER	17,514
41	30	218	81201	R23	UTILITY MAINTENANCE WORKER	17,514
41	30	219	81201	R23	UTILITY MAINTENANCE WORKER	18,491
41	30	22	71897	R28	UTILITY SYSTEMS CREW LEADER	30,077
41	30	23	71897	R28	UTILITY SYSTEMS CREW LEADER	30,098
41	30	27	71897	R28	UTILITY SYSTEMS CREW LEADER	30,098
41	30	31	71897	R28	UTILITY SYSTEMS CREW LEADER	33,613
41	30	32	71897	R28	UTILITY SYSTEMS CREW LEADER	32,594
41	30	34	71897	R28	UTILITY SYSTEMS CREW LEADER	28,621
41	30	36	71897	R28	UTILITY SYSTEMS CREW LEADER	32,261
41	30	220	71897	R28	UTILITY SYSTEMS CREW LEADER	30,098
41	30	36	81969	R25	UTILITY SYSTEMS MECHANIC	27,186
41	30	37	81969	R25	UTILITY SYSTEMS MECHANIC	22,277
41	30	38	81969	R25	UTILITY SYSTEMS MECHANIC	22,277
41	30	5	71898	R32	UTILITY SYSTEMS SUPERVISOR	40,788
41	30	6	71898	R32	UTILITY SYSTEMS SUPERVISOR	39,103
41	30	1	12203	R38	WATER DISTRIBUTION SPTDT	74,859
<b>TOTAL COUNT</b>			<b>40</b>		<b>TOTAL SALARIES</b>	<b>1,069,826</b>

FUND NUMBER	557 WATERWORKS SYSTEM
DEPARTMENT NAME	UTILITIES
DEPARTMENT NUMBER	41 WATERWORKS
DIVISION NUMBER	30 TRANSMISSION & DISTRIBUTION

PERFORMANCE MEASURES

	ACTUAL 06-07	ACTUAL 07-08	ESTIMATED 08-09	ADOPTED 09-10
<b>Workload Measures</b>				
Number of Work Order completed within 24 hrs.	1,609	1,800	1,860	1,891
Number of Work Orders completed greater than one day but less than 3 days	269	270	278	271
Number of Work Orders completed greater than three days but less than 5 days	662	650	645	656
<b>Efficiency Measures</b>				
% of Work Orders completed in 24 Hrs.	64%	66%	66%	68%
% of Work Orders completed in 3 days	11%	18%	14%	8.6%
% of Work Orders completed in 5 days	26%	24%	20%	22%

FUND NUMBER	557 WATERWORKS SYSTEM
DEPARTMENT NAME	UTILITIES
DEPARTMENT NUMBER	41 WATERWORKS
DIVISION NUMBER	35 WATER POLLUTION CONTROL

**MISSION**

To review, approve and inspect all water and wastewater systems constructed for the City of Laredo and assure their integrity by implementing the City's standards and specifications in their design and construction phases.

**OBJECTIVES & PLANNED ACCOMPLISHMENTS**

- To manage the department's infrastructure improvement projects assuring time lines and cost estimates.
- To provide a higher level of quality of all systems constructed for the City of Laredo through the platting process and by expanding and improving water and sewer projects for our service area.
- To finalize plat reviews within the stipulated time frame as per the One-Stop Shop.
- To meet time lines of all projects and keep costs within budgeted amounts.

**EXPENDITURES**

	ACTUAL 06-07	ACTUAL 07-08	AMENDED 08-09	ESTIMATED 08-09	ADOPTED 09-10
Personnel Services	366,583	378,066	436,134	335,902	392,617
Materials & Supplies	26,047	31,104	43,829	35,334	46,959
Contractual Services	136,170	28,635	58,873	36,114	75,344
Other Charges	-	3	-	-	-
Capital Outlay	-	-	41,000	-	-
<b>Total</b>	<b>528,800</b>	<b>437,808</b>	<b>579,836</b>	<b>407,350</b>	<b>514,920</b>

**PERSONNEL POSITION LISTING**

DEPT	DIV	AUTH #	POSITION NO.	GRADE	POSITION TITLE	09-10 ADOPTED ANNUAL RATE
41	35	12	40456	R32	CROSS CONNECTION INSPECTOR	33,738
41	35	10	40459	R29	ENVIRONMENTAL TECHNICIAN	24,668
41	35	11	40459	R29	ENVIRONMENTAL TECHNICIAN	35,672
41	35	2	40466	R30	LABORATORY ANALYST	24,586
41	35	3	40466	R30	LABORATORY ANALYST	43,326
41	35	1	40086	R32	PRETREATMENT COORDINATOR	35,006
41	35	1	40004	R27	WATER POLL. CONTROL FIELD INSP	21,486
41	35	1	10025	R38	WATER POLLUTION SUPERINTENDENT	49,899
<b>TOTAL COUNT</b>			<b>8</b>		<b>TOTAL SALARIES</b>	<b>268,382</b>

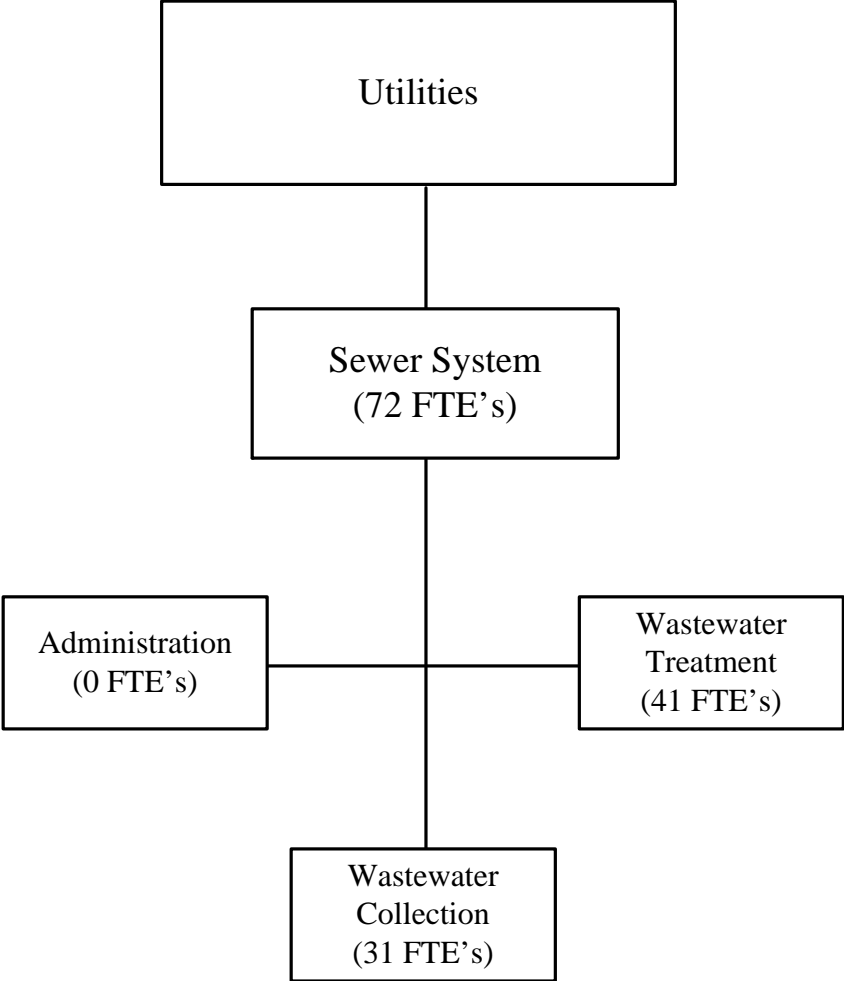
FUND NUMBER  
 DEPARTMENT NAME  
 DEPARTMENT NUMBER  
 DIVISION NUMBER

557 WATERWORKS SYSTEM  
 UTILITIES  
 41 WATERWORKS  
 35 WATER POLLUTION CONTROL

PERFORMANCE MEASURES

	ACTUAL 06-07	ACTUAL 07-08	ESTIMATED 08-09	ADOPTED 09-10
<b>Workload Measures</b>				
Cross connection Program Inspections	NA	1,070	3,353	3,960
Ind. Pretreatment Program Inspections	NA	NA	877	1,106
Liquid Waste Haulers Permits	NA	NA	20	22
Haulers Manifests	NA	NA	4,740	5,300
In House Lab Tests	NA	NA	4,230	5,895
<b>Efficiency Measures</b>				
Inspections Per FTE	NA	NA	2,115	1,266
Lab Test per Lab Analyst	NA	NA	8,970	5,597

# Sewer System Fund





**CITY OF LAREDO, TEXAS**  
**SEWER SYSTEM FUND**  
**OPERATING BUDGET**  
**FY 2009-2010**

DESCRIPTION	ACTUAL FY 06-07	ACTUAL FY 07-08	ORIGINAL BUDGET FY 08-09	AMENDED BUDGET FY 08-09	TOTAL ESTIMATE FY 08-09	ADOPTED BUDGET FY 09-10
<b>OPENING BALANCE</b>	<b>8,425,700</b>	<b>7,717,134</b>	<b>6,893,793</b>	<b>8,034,683</b>	<b>8,034,683</b>	<b>11,309,597</b>
<b>REVENUES</b>						
Intergovernmental Revenues	-	145,533	-	-	-	-
Charges For Services	13,055,433	14,006,232	17,063,283	17,063,283	20,665,753	22,316,345
Fees and Collections	492,167	280,195	246,383	246,383	271,710	271,710
Rents, Royalties & Interest	532,854	295,542	456,800	456,800	211,115	186,900
Reimbursements and Misc	87,755	59,667	-	-	21,444	-
Other Financing Sources	285,647	1,205,000	-	-	-	-
<b>TOTAL REVENUES</b>	<b>14,453,856</b>	<b>15,992,169</b>	<b>17,766,466</b>	<b>17,766,466</b>	<b>21,170,022</b>	<b>22,774,955</b>
<b>TOTAL AVAILABLE</b>	<b>22,879,556</b>	<b>23,709,303</b>	<b>24,660,259</b>	<b>25,801,149</b>	<b>29,204,705</b>	<b>34,084,552</b>
<b>EXPENSES</b>						
Administration						
Contractual Services	2,853,920	1,995,600	1,924,089	1,924,089	1,935,454	3,962,141
Other Charges	18,678	101,788	-	291,588	-	-
Debt Service	-	23,032	-	-	-	-
Transfer Outs:						
Debt Service	2,946,900	2,920,826	4,202,397	4,202,397	4,202,397	5,068,071
Colonias Fund	43,376	348,476	-	-	-	-
Sewer Construction Fund	772,159	49,902	359,851	359,851	259,784	1,000,000
Sewer System Debt Service	1,644,352	2,051,161	2,268,997	2,268,997	2,546,383	2,044,062
<b>Total Administration</b>	<b>8,279,385</b>	<b>7,490,785</b>	<b>8,755,334</b>	<b>9,046,922</b>	<b>8,944,018</b>	<b>12,074,274</b>
Wastewater Treatment						
Personnel Services	1,379,163	1,645,489	1,672,447	1,672,447	1,730,825	1,782,390
Materials And Supplies	517,879	668,921	844,400	863,671	805,912	823,986
Contractual Services	2,236,820	2,478,150	2,994,963	3,077,809	3,044,096	3,501,300
Other	-	5	-	-	-	-
Capital Outlay	115,904	170,850	139,000	85,412	7,400	-
<b>Total Wastewater Treatment</b>	<b>4,249,766</b>	<b>4,963,415</b>	<b>5,650,810</b>	<b>5,699,339</b>	<b>5,588,233</b>	<b>6,107,676</b>

**CITY OF LAREDO, TEXAS  
SEWER SYSTEM FUND  
OPERATING BUDGET  
FY 2009-2010**

DESCRIPTION	ACTUAL FY 06-07	ACTUAL FY 07-08	ORIGINAL BUDGET FY 08-09	AMENDED BUDGET FY 08-09	TOTAL ESTIMATE FY 08-09	ADOPTED BUDGET FY 09-10
Wastewater Collection						
Personnel Services	1,150,589	1,370,497	1,299,538	1,299,538	1,480,018	1,293,439
Materials And Supplies	375,724	435,757	531,440	546,919	658,587	556,612
Contractual Services	929,119	822,900	1,273,344	1,372,941	1,214,298	1,253,051
Other	71,300	(8,857)	-	-	-	-
Capital Outlay	133,571	592,687	256,000	18,000	9,954	-
Total Wastewater Collection	2,660,303	3,212,984	3,360,322	3,237,398	3,362,857	3,103,102
<b>TOTAL EXPENSES</b>	<b>15,189,454</b>	<b>15,667,184</b>	<b>17,766,466</b>	<b>17,983,659</b>	<b>17,895,108</b>	<b>21,285,052</b>
<b>CLOSING BALANCE</b>	<b>7,690,102</b>	<b>8,042,119</b>	<b>6,893,793</b>	<b>7,817,490</b>	<b>11,309,597</b>	<b>12,799,500</b>
<b>ADJUSTMENTS</b>						
PRIOR YEAR ENCUMBRANCES	-	-	-	217,193	-	-
COMPENSATED ABSENCES	27,032	(7,436)	-	-	-	-
<b>ADJUSTED CLOSING BALANCE</b>	<b>7,717,134</b>	<b>8,034,683</b>	<b>6,893,793</b>	<b>8,034,683</b>	<b>11,309,597</b>	<b>12,799,500</b>

**CITY OF LAREDO, TEXAS**  
**SEWER SYSTEM FUND**  
**SEWER OPERATIONAL CONSTRUCTION BUDGET**  
**FY 2009-2010**

DESCRIPTION	ACTUAL FY 06-07	ACTUAL FY 07-08	ORIGINAL BUDGET FY 08-09	AMENDED BUDGET FY 08-09	TOTAL ESTIMATE FY 08-09	ADOPTED BUDGET FY 09-10
<b>OPENING BALANCE</b>	<b>536,132</b>	<b>708,189</b>	<b>-</b>	<b>436,898</b>	<b>436,898</b>	<b>-</b>
<b>REVENUES</b>						
Transfer In: Sewer Operations	772,159	49,902	359,851	359,851	259,784	1,000,000
Intergovernmental Revenue	-	72,670	-	-	-	-
<b>TOTAL REVENUES</b>	<b>772,159</b>	<b>122,572</b>	<b>359,851</b>	<b>359,851</b>	<b>259,784</b>	<b>1,000,000</b>
<b>TOTAL AVAILABLE</b>	<b>1,308,291</b>	<b>830,761</b>	<b>359,851</b>	<b>796,749</b>	<b>696,682</b>	<b>1,000,000</b>
<b>EXPENSES</b>						
Materials and Supplies	4,986	11,844	15,000	15,000	15,000	15,000
Other Charges	-	-	-	13,000	12,933	15,000
Capital Outlay	-	5,675	-	-	-	-
Construction Projects:						
Impact Fee Study	3,547	-	-	-	-	-
TxDot Improvements	37,414	18,077	50,000	83,129	83,129	150,000
Recycling Project	24,500	-	-	-	-	-
Downtown Sewer Lines	1,542	-	-	-	-	150,000
Sewer Plant Improvements	372,146	49,947	194,851	567,745	517,745	205,000
Lift Station Improvements	15,696	89,192	100,000	117,875	66,530	200,000
Collection System Improvements	72,624	-	-	-	81	-
Collector/Trunk Line Extension	-	-	-	-	1,250	-
Texas/Milmo/P China Project	70	-	-	-	-	-
Information Tech Improv.	4,710	1,290	-	-	-	-
Residual Management Improv	-	110,326	-	-	-	-
Sewer Master Planning	9,375	39,725	-	-	-	-
S Laredo Sewer Shed Evaluation	19,467	-	-	-	-	-
TxDot Improvements	-	67,787	-	-	-	-
I.S. Improvement Project	-	-	-	-	-	265,000
Minor Extension & Lateral	2,000	-	-	-	14	-
Calle Del Norte 12" Sewer Line	32,025	-	-	-	-	-
<b>TOTAL EXPENSES</b>	<b>600,102</b>	<b>393,863</b>	<b>359,851</b>	<b>796,749</b>	<b>696,682</b>	<b>1,000,000</b>
<b>CLOSING BALANCE</b>	<b>708,189</b>	<b>436,898</b>	<b>-</b>	<b>-</b>	<b>-</b>	<b>-</b>
<b>ADJUSTMENT:</b>						
<b>PRIOR YEAR ENCUMBRANCES</b>	<b>-</b>	<b>-</b>	<b>-</b>	<b>436,898</b>	<b>-</b>	<b>-</b>
<b>ADJUSTED CLOSING BALANCE</b>	<b>708,189</b>	<b>436,898</b>	<b>-</b>	<b>436,898</b>	<b>-</b>	<b>-</b>

**CITY OF LAREDO, TEXAS  
SEWER SYSTEM FUND  
REVENUE DEBT SERVICE BUDGET  
FY 2009-2010**

DESCRIPTION	ACTUAL FY 06-07	ACTUAL FY 07-08	ORIGINAL BUDGET FY 08-09	AMENDED BUDGET FY 08-09	TOTAL ESTIMATE FY 08-09	ADOPTED BUDGET FY 09-10
<b>OPENING BALANCE</b>	<b>2,283,297</b>	<b>2,956,109</b>	<b>3,147,122</b>	<b>3,120,322</b>	<b>3,120,322</b>	<b>3,480,005</b>
<b>REVENUES</b>						
Transfer In: Sewer Operating	1,644,352	2,051,161	2,268,997	2,268,997	2,546,383	2,044,062
Transfer In: Revenue Bonds	481,539	-	-	-	-	-
Interest Earnings	118,292	136,382	130,000	130,000	90,500	85,500
<b>TOTAL REVENUES</b>	<b>2,244,183</b>	<b>2,187,543</b>	<b>2,398,997</b>	<b>2,398,997</b>	<b>2,636,883</b>	<b>2,129,562</b>
<b>TOTAL AVAILABLE</b>	<b>4,527,480</b>	<b>5,143,652</b>	<b>5,546,119</b>	<b>5,519,319</b>	<b>5,757,205</b>	<b>5,609,567</b>
<b>EXPENSES</b>						
Principal '91 Rev. Bond	110,000	115,000	120,000	120,000	120,000	130,000
Principal '02 A Rev Bond	215,000	200,000	195,000	195,000	195,000	195,000
Principal '02 B Rev Bond	305,000	265,000	260,000	260,000	260,000	265,000
Principal '04 B Rev. Bond	130,000	135,000	140,000	140,000	140,000	145,000
Principal '05 Revenue Bond	72,000	73,000	77,000	77,000	77,000	78,000
Principal '06 Revenue Bond	95,000	150,000	160,000	160,000	160,000	165,000
Principal '07 Revenue Bond	-	95,000	390,000	390,000	390,000	420,000
Principal EDAP 2002	24,000	25,000	26,000	26,000	26,000	27,000
Principal '08 EDAP Revenue Bond	-	-	-	-	11,000	11,000
Interest '91 Rev. Bond	30,525	24,338	17,875	17,875	17,875	11,000
Interest '02 A Bond	26,463	20,095	13,481	13,481	13,481	6,559
Interest '02 B Bond	46,240	35,165	23,883	23,883	23,883	11,739
Interest '04 B Rev Bond	147,509	143,534	139,059	139,059	139,059	133,890
Interest '05 Revenue Bond	77,709	75,261	72,637	72,637	72,637	69,924
Interest '06 Revenue Bond	252,600	196,425	189,450	189,450	189,450	182,138
Interest '07 Revenue Bond	-	433,577	390,269	390,269	390,269	374,068
Interest EDAP Issue 2002	35,326	34,385	33,330	33,330	33,330	32,181
Interest EDAP Issue 2008	-	-	17,000	17,000	14,216	15,713
Fiscal Agent Fees	3,999	2,550	4,000	4,000	4,000	4,000
<b>TOTAL EXPENSES</b>	<b>1,571,371</b>	<b>2,023,330</b>	<b>2,268,984</b>	<b>2,268,984</b>	<b>2,277,200</b>	<b>2,277,212</b>
<b>CLOSING BALANCE</b>	<b>2,956,109</b>	<b>3,120,322</b>	<b>3,277,135</b>	<b>3,250,335</b>	<b>3,480,005</b>	<b>3,332,355</b>
<b>RESERVE REQUIREMENTS</b>						
Interest & Redemption	617,167	804,417	831,250	934,430	837,667	647,500
Reserves	1,624,617	1,583,837	1,567,824	1,583,837	1,583,837	1,546,107
Contingency Reserve	714,325	732,068	878,061	732,068	1,058,501	1,138,748
<b>ADJUSTED CLOSING BALANCE</b>	<b>2,956,109</b>	<b>3,120,322</b>	<b>3,277,135</b>	<b>3,250,335</b>	<b>3,480,005</b>	<b>3,332,355</b>

**CITY OF LAREDO**  
**SEWER SYSTEM FUND**  
**SEWER BOND CONSTRUCTION PROJECT BUDGET**  
**\$ 6.415 MILLION 1998 BOND ISSUE**  
**\$1.197 MILLION EPA GRANT**  
**FY 2009-2010**

DESCRIPTION	ORIGINAL BUDGET FY 08-09	AMENDED BUDGET FY 08-09	INCEPTION TO 09/30/08	TOTAL ESTIMATE FY 08-09	ADOPTED BUDGET FY 09-10	TOTAL PROJECT BUDGET FY 09-10
<b>OPENING BALANCE</b>	-	-	-	3,658,744	399,815	-
<b>REVENUES</b>						
Bond Proceeds	6,415,000	6,415,000	6,415,000	-	-	6,415,000
EPA Grant	1,196,581	1,196,581	1,175,013	-	-	1,175,013
Intergovernmental Revenue	9,996	9,996	9,996	-	-	9,996
Interest Earnings	2,203,202	2,203,202	2,580,348	44,237	12,000	2,636,585
<b>TOTAL REVENUES</b>	<b>9,824,779</b>	<b>9,824,779</b>	<b>10,180,357</b>	<b>44,237</b>	<b>12,000</b>	<b>10,236,594</b>
<b>TOTAL AVAILABLE</b>	<b>9,824,779</b>	<b>9,824,779</b>	<b>10,180,357</b>	<b>3,702,981</b>	<b>411,815</b>	<b>10,236,594</b>
<b>EXPENSES</b>						
Arbitrage Rebate Services	96,467	96,467	96,467	-	-	96,467
Bond Issuance Costs	59,373	59,373	59,373	-	-	59,373
Transfer Out:						
DPW Building	300,000	300,000	300,000	-	-	300,000
Construction Projects:						
Chacon Creek Interceptor	4,919,616	5,919,269	3,242,247	2,677,022	-	5,919,269
Biosolids/Composting Facility	-	-	-	-	-	-
TxDot Improvement	400,472	400,472	391,242	9,230	-	400,472
ZCWWTP Corrosion Control	748,692	748,692	733,578	15,114	-	748,692
Recycling Project	7,110	7,110	7,110	-	-	7,110
N L Belt Filter Press	264,737	264,737	264,737	-	-	264,737
S L Belt Filter Press	38,783	38,783	38,783	-	-	38,783
Orilla Ave Street Improvements	11,923	11,923	11,923	-	-	11,923
Ind. Pretreatment Study	196,728	196,728	196,728	-	-	196,728
Sewer Plant Improvements	593,995	593,995	582,608	11,387	-	593,995
Columbia Plant Expansion	686,358	14,437	14,437	-	-	14,437
McPherson Lift Station	500,872	500,872	500,872	-	-	500,872
Penitas Sewer Plant	-	671,921	81,508	590,413	-	671,921
Reserve Appropriation	-	-	-	-	411,815	411,815
Restricted Reserve Appropriation	999,653	-	-	-	-	-
<b>TOTAL EXPENSES</b>	<b>9,824,779</b>	<b>9,824,779</b>	<b>6,521,613</b>	<b>3,303,166</b>	<b>411,815</b>	<b>10,236,594</b>
<b>CLOSING BALANCE</b>	-	-	3,658,744	399,815	-	-

**CITY OF LAREDO**  
**SEWER SYSTEM FUND**  
**SEWER BOND CONSTRUCTION PROJECT BUDGET**  
**\$ 1.820 MILLION 2000 BOND ISSUE**  
**FY 2009-2010**

DESCRIPTION	ORIGINAL BUDGET FY 08-09	AMENDED BUDGET FY 08-09	INCEPTION TO 09/30/08	TOTAL ESTIMATE FY 08-09	ADOPTED BUDGET FY 09-10	TOTAL PROJECT BUDGET FY 09-10
<b>OPENING BALANCE</b>	-	-	-	1,250,030	141,500	-
<b>REVENUES</b>						
Bond Proceeds	1,820,000	1,820,000	1,820,000	-	-	1,820,000
Interest Earnings	364,568	364,568	479,872	26,196	10,000	516,068
<b>TOTAL REVENUES</b>	<b>2,184,568</b>	<b>2,184,568</b>	<b>2,299,872</b>	<b>26,196</b>	<b>10,000</b>	<b>2,336,068</b>
<b>TOTAL AVAILABLE</b>	<b>2,184,568</b>	<b>2,184,568</b>	<b>2,299,872</b>	<b>1,276,226</b>	<b>151,500</b>	<b>2,336,068</b>
<b>EXPENSES</b>						
Arbitrage Rebate Services	2,300	2,300	2,300	-	-	2,300
Bond Costs	60,000	60,000	60,000	-	-	60,000
Construction Projects:						
TX Dot Improvement	20,910	20,910	11,617	9,293		20,910
Compressed Gas Containment	185,430	185,430	185,430	-	-	185,430
NLWWTP Effluent Pond	790,494	790,494	790,495	(1)	1	790,495
NW Sewer Treatment Plant	1,125,434	1,125,434	-	1,125,434	-	1,125,434
Reserve Appropriation	-	-	-	-	151,499	151,499
<b>TOTAL EXPENSES</b>	<b>2,184,568</b>	<b>2,184,568</b>	<b>1,049,842</b>	<b>1,134,726</b>	<b>151,500</b>	<b>2,336,068</b>
<b>CLOSING BALANCE</b>	-	-	1,250,030	141,500	-	-

**CITY OF LAREDO**  
**SEWER SYSTEM FUND**  
**SEWER BOND CONSTRUCTION PROJECT BUDGET**  
**\$ 3.620 MILLION 2003 BOND ISSUE**  
**FY 2009-2010**

DESCRIPTION	ORIGINAL BUDGET FY 08-09	AMENDED BUDGET FY 08-09	INCEPTION TO 09/30/08	TOTAL ESTIMATE FY 08-09	ADOPTED BUDGET FY 09-10	TOTAL PROJECT BUDGET FY 09-10
<b>OPENING BALANCE</b>	-	-	-	12,788	-	-
<b>REVENUES</b>						
Bond Proceeds	3,620,000	3,620,000	3,620,000	-	-	3,620,000
Interest Earnings	197,569	197,569	175,001	-	-	175,001
<b>TOTAL REVENUES</b>	<b>3,817,569</b>	<b>3,817,569</b>	<b>3,795,001</b>	<b>-</b>	<b>-</b>	<b>3,795,001</b>
<b>TOTAL AVAILABLE</b>	<b>3,817,569</b>	<b>3,817,569</b>	<b>3,795,001</b>	<b>12,788</b>	<b>-</b>	<b>3,795,001</b>
<b>EXPENSES</b>						
Arbitrage Rebate Services	780	780	780	-	-	780
Capital Outlay	18,000	-	-	-	-	-
Bond Costs	70,000	70,000	70,000	-	-	70,000
Constuction Projects:						
ZCWWTP Corrosion	2,900,000	2,900,000	2,900,000	-	-	2,900,000
Texas Milmo Pierda China Proj	153,303	153,303	153,303	-	-	153,303
Bridget Lift Station Project	650,060	650,060	650,060	-	-	650,060
Sewer Rehabilitation	-	10,768	-	10,708	-	10,708
Urban Ave. Sewer Improvement	10,150	10,150	8,070	2,080	-	10,150
Reserve Appropriation	15,276	22,508	-	-	-	-
<b>TOTAL EXPENSES</b>	<b>3,817,569</b>	<b>3,817,569</b>	<b>3,782,213</b>	<b>12,788</b>	<b>-</b>	<b>3,795,001</b>
<b>CLOSING BALANCE</b>	<b>-</b>	<b>-</b>	<b>12,788</b>	<b>-</b>	<b>-</b>	<b>-</b>

**CITY OF LAREDO**  
**SEWER SYSTEM FUND**  
**SEWER BOND CONSTRUCTION PROJECT BUDGET**  
**\$ 3.639 MILLION 2004 B BOND ISSUE**  
**FY 2009-2010**

DESCRIPTION	ORIGINAL BUDGET FY 08-09	AMENDED BUDGET FY 08-09	INCEPTION TO 09/30/08	TOTAL ESTIMATE FY 08-09	ADOPTED BUDGET FY 09-10	TOTAL PROJECT BUDGET FY 09-10
<b>OPENING BALANCE</b>	-	-	-	2,474,984	191,164	-
<b>REVENUES</b>						
Bond Proceeds	3,620,000	3,620,000	3,620,000	-	-	3,620,000
Interest Earnings	364,243	364,243	535,608	19,799	6,000	561,407
<b>TOTAL REVENUES</b>	<b>3,984,243</b>	<b>3,984,243</b>	<b>4,155,608</b>	<b>19,799</b>	<b>6,000</b>	<b>4,181,407</b>
<b>TOTAL AVAILABLE</b>	<b>3,984,243</b>	<b>3,984,243</b>	<b>4,155,608</b>	<b>2,494,783</b>	<b>197,164</b>	<b>4,181,407</b>
<b>EXPENSES</b>						
Bond Costs	90,000	90,000	90,000	-	-	90,000
Construction Projects:						
North Laredo WWTP (1MGD)	1,573,281	1,573,281	686,175	887,106	-	1,573,281
Unitec WWTP (1MGD)	255	255	255	-	-	255
Zacate Creek WWTP Rehab	1,400,000	1,400,000	904,194	495,806	-	1,400,000
Santa Rita Sewer Improvement	360,750	360,750	-	360,750	-	360,750
NW Sewer Treatment Plant	559,957	559,957	-	559,957	-	559,957
Reserve Appropriation	-	-	-	-	197,164	197,164
<b>TOTAL EXPENSES</b>	<b>3,984,243</b>	<b>3,984,243</b>	<b>1,680,624</b>	<b>2,303,619</b>	<b>197,164</b>	<b>4,181,407</b>
<b>CLOSING BALANCE</b>	-	-	2,474,984	191,164	-	-



**CITY OF LAREDO**  
**SEWER SYSTEM FUND**  
**SEWER BOND CONSTRUCTION PROJECT BUDGET**  
**\$ 2.05 MILLION 2005 BOND ISSUE**  
**FY 2009-2010**

DESCRIPTION	ORIGINAL BUDGET FY 08-09	AMENDED BUDGET FY 08-09	INCEPTION TO 09/30/08	TOTAL ESTIMATE FY 08-09	ADOPTED BUDGET FY 09-10	TOTAL PROJECT BUDGET FY 09-10
<b>OPENING BALANCE</b>	-	-	-	1,711,150	98,582	-
<b>REVENUES</b>						
Bond Proceeds	2,005,000	2,005,000	2,005,000	-	-	2,005,000
Interest Earnings	198,607	198,607	277,700	19,489	9,000	306,189
<b>TOTAL REVENUES</b>	<b>2,203,607</b>	<b>2,203,607</b>	<b>2,282,700</b>	<b>19,489</b>	<b>9,000</b>	<b>2,311,189</b>
<b>TOTAL AVAILABLE</b>	<b>2,203,607</b>	<b>2,203,607</b>	<b>2,282,700</b>	<b>1,730,639</b>	<b>107,582</b>	<b>2,311,189</b>
<b>EXPENSES</b>						
Bond Costs	55,000	55,000	55,000	-	-	55,000
Construction Projects:						
S. Laredo Waste Water Plant	557,295	557,295	444,527	112,768	-	557,295
Unitec Waste Water Plant	1,500,000	115,097	72,023	43,074	-	115,097
Sombretillo Creek WWTP	-	1,476,215	-	1,476,215	-	1,476,215
Reserve Appropriation	91,312	-	-	-	107,582	107,582
<b>TOTAL EXPENSES</b>	<b>2,203,607</b>	<b>2,203,607</b>	<b>571,550</b>	<b>1,632,057</b>	<b>107,582</b>	<b>2,311,189</b>
<b>CLOSING BALANCE</b>	<b>-</b>	<b>-</b>	<b>1,711,150</b>	<b>98,582</b>	<b>-</b>	<b>-</b>

**CITY OF LAREDO**  
**SEWER SYSTEM FUND**  
**SEWER BOND CONSTRUCTION PROJECT BUDGET**  
**\$ 4.535 MILLION 2006 BOND ISSUE**  
**FY 2009-2010**

DESCRIPTION	ORIGINAL BUDGET FY 08-09	AMENDED BUDGET FY 08-09	INCEPTION TO 09/30/08	TOTAL ESTIMATE FY 08-09	ADOPTED BUDGET FY 09-10	TOTAL PROJECT BUDGET FY 09-10
<b>OPENING BALANCE</b>	-	-	-	3,026,124	270,413	-
<b>REVENUES</b>						
Bond Proceeds	4,535,000	4,535,000	4,535,000	-	-	4,535,000
Interest Earnings	210,000	210,000	437,114	36,423	12,000	485,537
Premium	5,098	5,098	5,098	-	-	5,098
Reimbursements	-	-	6,876	-	-	6,876
<b>TOTAL REVENUES</b>	<b>4,750,098</b>	<b>4,750,098</b>	<b>4,984,088</b>	<b>36,423</b>	<b>12,000</b>	<b>5,032,511</b>
<b>TOTAL AVAILABLE</b>	<b>4,750,098</b>	<b>4,750,098</b>	<b>4,984,088</b>	<b>3,062,547</b>	<b>282,413</b>	<b>5,032,511</b>
<b>EXPENSES</b>						
Bond Costs	91,857	91,857	91,857	-	-	91,857
Transfer Out: Sewer Debt Service	234,113	234,113	234,113	-	-	234,113
Construction Projects:						
Mcperson Lift Station Improv.	1,109,128	1,109,128	441,580	667,548	-	1,109,128
Tx Dot US 59 & Loop 20 & 359	290,000	290,000	64,152	225,848	-	290,000
Manhole Rehab & Replacement	925,000	925,000	876,616	48,384	-	925,000
Utility Modification	450,000	450,000	208,888	241,112	-	450,000
Lift Station Rehabilitation	975,000	975,000	40,758	934,242	-	975,000
Treatment Plant Improvements	675,000	675,000	-	675,000	-	675,000
Reserve Appropriation	-	-	-	-	282,413	282,413
<b>TOTAL EXPENSES</b>	<b>4,750,098</b>	<b>4,750,098</b>	<b>1,957,964</b>	<b>2,792,134</b>	<b>282,413</b>	<b>5,032,511</b>
<b>CLOSING BALANCE</b>	<b>-</b>	<b>-</b>	<b>3,026,124</b>	<b>270,413</b>	<b>-</b>	<b>-</b>

**CITY OF LAREDO**  
**SEWER SYSTEM FUND**  
**SEWER BOND CONSTRUCTION PROJECT BUDGET**  
**\$ 9.195 MILLION 2007 BOND ISSUE**  
**FY 2009-2010**

DESCRIPTION	ORIGINAL BUDGET FY 08-09	AMENDED BUDGET FY 08-09	INCEPTION TO 09/30/08	TOTAL ESTIMATE FY 08-09	ADOPTED BUDGET FY 09-10	TOTAL PROJECT BUDGET FY 09-10
<b>OPENING BALANCE</b>	-	-	-	6,871,499	474,658	-
<b>REVENUES</b>						
Bond Proceeds	9,195,000	9,195,000	9,195,000	-	-	9,195,000
Interest Earnings	-	-	347,298	93,092	36,000	476,390
Reimbursements & Miscellaneous	52,466	52,466	86,734	-	-	86,734
<b>TOTAL REVENUES</b>	<b>9,247,466</b>	<b>9,247,466</b>	<b>9,629,032</b>	<b>93,092</b>	<b>36,000</b>	<b>9,758,124</b>
<b>TOTAL AVAILABLE</b>	<b>9,247,466</b>	<b>9,247,466</b>	<b>9,629,032</b>	<b>6,964,591</b>	<b>510,658</b>	<b>9,758,124</b>
<b>EXPENSES</b>						
Bond Costs	248,961	248,961	248,961	-	-	248,961
Transfer Out: Sewer Debt Service	481,539	481,539	481,539	-	-	481,539
Capital Outlay	1,278,548	1,260,097	1,259,083	1,014	-	1,260,097
Construction Projects:						
Pump Corrective	-	18,451	18,451	-	-	18,451
Wastewater Master Plan	75,000	75,000	16,061	58,939	-	75,000
Sewer Rehabilitation	3,225,918	3,225,918	697,605	2,528,313	-	3,225,918
Enlargement/WWTP Upgrades	3,937,500	3,937,500	35,833	3,901,667	-	3,937,500
Reserve Appropriation	-	-	-	-	510,658	510,658
<b>TOTAL EXPENSES</b>	<b>9,247,466</b>	<b>9,247,466</b>	<b>2,757,533</b>	<b>6,489,933</b>	<b>510,658</b>	<b>9,758,124</b>
<b>CLOSING BALANCE</b>	<b>-</b>	<b>-</b>	<b>6,871,499</b>	<b>474,658</b>	<b>-</b>	<b>-</b>

**CITY OF LAREDO**  
**SEWER SYSTEM FUND**  
**SEWER BOND CONSTRUCTION PROJECT BUDGET**  
**\$ 20.972 MILLION 2008 BOND ISSUE**  
**FY 2009-2010**

DESCRIPTION	ORIGINAL BUDGET FY 08-09	AMENDED BUDGET FY 08-09	INCEPTION TO 09/30/08	TOTAL ESTIMATE FY 08-09	ADOPTED BUDGET FY 09-10	TOTAL PROJECT BUDGET FY 09-10
<b>OPENING BALANCE</b>	-	-	-	21,132,984	639,669	-
<b>REVENUES</b>						
Bond Proceeds	20,971,581	20,971,581	20,971,581	-	-	20,971,581
Intergovernmental Revenue	-	119,410	-	119,410	-	119,410
Interest Earnings	-	-	161,403	470,251	250,000	881,654
Reimbursements & Miscellaneous	-	-	-	8,015	-	8,015
<b>TOTAL REVENUES</b>	<b>20,971,581</b>	<b>21,090,991</b>	<b>21,132,984</b>	<b>597,676</b>	<b>250,000</b>	<b>21,980,660</b>
<b>TOTAL AVAILABLE</b>	<b>20,971,581</b>	<b>21,090,991</b>	<b>21,132,984</b>	<b>21,730,660</b>	<b>889,669</b>	<b>21,980,660</b>
<b>EXPENSES</b>						
Manhole Rehab & Replacement	-	250,322	-	250,322	-	250,322
Wastewater Master Plan	350,000	350,000	-	350,000	-	350,000
Sewer Rehabilitation	3,680,000	3,267,879	-	3,267,879	-	3,267,879
SL WWTP 1.5 MGD Expansion	4,586,000	4,586,000	-	4,586,000	-	4,586,000
NL WWTP 2.9 MGD Expansion	7,542,000	7,542,000	-	7,542,000	-	7,542,000
Manadas Creek WWTP 3 MGD	1,685,391	1,685,391	-	1,685,391	-	1,685,391
SL WWTP 6.0 MGD Expansion	3,000,000	3,000,000	-	3,000,000	-	3,000,000
Creek Embankment Erosion	20,000	20,000	-	20,000	-	20,000
US 83 Railroad Overpass	-	216,209	-	216,209	-	216,209
GIS Improvements Project	-	65,000	-	65,000	-	65,000
Reserve Appropriation	108,190	108,190	-	108,190	889,669	997,859
<b>TOTAL EXPENSES</b>	<b>20,971,581</b>	<b>21,090,991</b>	<b>-</b>	<b>21,090,991</b>	<b>889,669</b>	<b>21,980,660</b>
<b>CLOSING BALANCE</b>	<b>-</b>	<b>-</b>	<b>21,132,984</b>	<b>639,669</b>	<b>-</b>	<b>-</b>

FUND NUMBER	559 SEWER SYSTEM
DEPARTMENT NAME	UTILITIES
DEPARTMENT NUMBER	42 SEWER SYSTEM
DIVISION NUMBER	10 WASTEWATER TREATMENT

**MISSION**

Protect the water quality of the Rio Grande River by treating sewage from the city.

**OBJECTIVES & PLANNED ACCOMPLISHMENTS**

- Improve the efficiency of the sewer treatment process.
- Minimize odors from treatment plants by evaluating the source and implementing solutions.
- Optimize the cost effectiveness of treatment per million gallons of sewage.
- To improve efficiency and achieve a proper level of certification for employees by increasing training opportunities
- Improve the efficiency of chemical and power consumption by re-evaluating existing operations and equipment performance.
- Increase the number of “B” Class Certificates.
- Improve the efficiency of the treatment process by providing personnel operators through proper training and certification.
- Ensure efficient collection and treatment of wastewater and remain in compliance with state mandated permit rules and regulations.

**EXPENDITURES**

	ACTUAL 06-07	ACTUAL 07-08	AMENDED 08-09	ESTIMATED 08-09	ADOPTED 09-10
Personnel Services	1,379,163	1,645,489	1,672,447	1,730,825	1,782,390
Materials & Supplies	517,879	668,921	863,671	805,912	823,986
Contractual Services	2,236,820	2,478,150	3,077,809	3,044,096	3,501,300
Other Charges	-	5	-		-
Capital Outlay	115,904	170,850	85,412	7,400	-
<b>Total</b>	4,249,766	4,963,415	5,699,339	5,588,233	6,107,676

**PERSONNEL POSITION LISTING**

DEPT	DIV	AUTH #	POSITION NO.	GRADE	POSITION TITLE	09-10 ADOPTED ANNUAL RATE
42	10	51	20015	R35	ADMINISTRATIVE ASSISTANT II	47,715
42	10	2	10044	R36	ASSISTANT SUPERINTENDENT	47,133
42	10	3	41589	R29	BUYER I	27,602
42	10	194	20251	R25	CLERK II	24,794
42	10	51	20015	R35	ADMINISTRATIVE ASSISTANT II	47,715
42	10	2	10044	R36	ASSISTANT SUPERINTENDENT	47,133

FUND NUMBER  
DEPARTMENT NAME  
DEPARTMENT NUMBER  
DIVISION NUMBER

559 SEWER SYSTEM  
UTILITIES  
42 SEWER SYSTEM  
10 WASTEWATER TREATMENT

PERSONNEL POSITION LISTING - CONTINUED

DEPT	DIV	AUTH #	POSITION NO.	GRADE	POSITION TITLE	09-10 ADOPTED ANNUAL RATE
42	10	204	70465	R27	HEAVY EQUIPMENT OPERATOR	27,082
42	10	205	70465	R27	HEAVY EQUIPMENT OPERATOR	28,413
42	10	213	70465	R27	HEAVY EQUIPMENT OPERATOR	27,331
42	10	224	70465	R27	HEAVY EQUIPMENT OPERATOR	20,654
42	10	4	71888	R32	MASTER ELECTRICIAN	36,691
42	10	17	71550	R27	PLANT OPERATOR I	20,654
42	10	217	71550	R27	PLANT OPERATOR I	20,654
42	10	219	71550	R27	PLANT OPERATOR I	20,654
42	10	226	71550	R27	PLANT OPERATOR I	6,812
42	10	227	71550	R27	PLANT OPERATOR I	6,812
42	10	228	71550	R27	PLANT OPERATOR I	6,812
42	10	23	71551	R30	PLANT OPERATOR II	28,371
42	10	26	71551	R30	PLANT OPERATOR II	31,450
42	10	28	71551	R30	PLANT OPERATOR II	26,749
42	10	216	71551	R30	PLANT OPERATOR II	24,586
42	10	218	71551	R30	PLANT OPERATOR II	24,586
42	10	9	71544	R33	PLANT OPERATOR III	35,277
42	10	10	71544	R33	PLANT OPERATOR III	35,859
42	10	12	71544	R33	PLANT OPERATOR III	33,176
42	10	18	71544	R33	PLANT OPERATOR III	35,734
42	10	24	71544	R33	PLANT OPERATOR III	31,013
42	10	29	71544	R33	PLANT OPERATOR III	31,013
42	10	215	71544	R33	PLANT OPERATOR III	31,013
42	10	12	81201	R23	UTILITY MAINTENANCE WORKER	17,514
42	10	24	71897	R28	UTILITY SYSTEMS CREW LEADER	28,766
42	10	37	71897	R28	UTILITY SYSTEMS CREW LEADER	27,581
42	10	31	81969	R25	UTILITY SYSTEMS MECHANIC	22,859
42	10	32	81969	R25	UTILITY SYSTEMS MECHANIC	20,613
42	10	33	81969	R25	UTILITY SYSTEMS MECHANIC	21,694
42	10	35	81969	R25	UTILITY SYSTEMS MECHANIC	27,997
42	10	222	81969	R25	UTILITY SYSTEMS MECHANIC	20,051
42	10	223	81969	R25	UTILITY SYSTEMS MECHANIC	19,302
42	10	221	71898	R32	UTILITY SYSTEMS SUPERVISOR	38,563
42	10	220	15053	R34	WASTEWATER TREATMENT OPER.SUPT	38,563
42	10	1	12202	R38	WASTEWATER TREATMENT SUPDT	67,642
<b>TOTAL COUNT</b>			<b>41</b>		<b>TOTAL SALARIES</b>	<b>1,155,721</b>

FUND NUMBER	559 SEWER SYSTEM
DEPARTMENT NAME	UTILITIES
DEPARTMENT NUMBER	42 SEWER SYSTEM
DIVISION NUMBER	10 WASTEWATER TREATMENT

PERFORMANCE MEASURES

	ACTUAL 06-07	ACTUAL 07-08	ESTIMATED 08-09	ADOPTED 09-10
<b>Workload Measures</b>				
Amount of wastewater treated in million gallons	6,266	6,551.1	6,682	6,816
Total cost	2,750,001	4,787,943	5,682,610	5,975,470
<b>Efficiency Measures</b>				
Cost per million gallons treated	438	731	850	876
<b>Effectiveness Measures</b>				
% change in cost per million gallons treated	8	50	14	3

FUND NUMBER	559 SEWER SYSTEM
DEPARTMENT NAME	UTILITIES
DEPARTMENT NUMBER	42 SEWER SYSTEM
DIVISION NUMBER	20 WASTEWATER COLLECTION

**MISSION**

Provide uninterrupted sanitary sewer service to all residential and commercial customers.

**OBJECTIVES & PLANNED ACCOMPLISHMENTS**

- Develop a well-rounded preventive and corrective maintenance program for sewer collections lines in order to reduce the number of wastewater spills as mandated by the newly imposed SSO Preventive Program.
- Perform repairs on the collection system utilizing the most effective method that minimizes the public’s exposure to untreated wastewater.
- Provide a safe working environment for all employees to minimizing and /or eliminate the potential of work related injuries.
- Achieve a proper level of employee certification by increasing the amount of training opportunities.
- Investigate and eliminate illicit sewer connections that pose community health risks.

**EXPENDITURES**

	ACTUAL 06-07	ACTUAL 07-08	AMENDED 08-09	ESTIMATED 08-09	ADOPTED 09-10
Personnel Services	1,150,589	1,370,497	1,299,538	1,480,018	1,293,439
Materials & Supplies	375,725	435,757	546,919	658,587	556,612
Contractual Services	929,119	822,900	1,372,941	1,214,298	1,253,051
Other Charges	71,300	(8,857)	-	-	-
Capital Outlay	133,571	592,687	18,000	9,954	-
<b>Total</b>	2,660,304	3,212,984	3,237,398	3,362,857	3,103,102

**PERSONNEL POSITION LISTING**

DEPT	DIV	AUTH #	POSITION NO.	GRADE	POSITION TITLE	09-10 ADOPTED ANNUAL RATE
42	20	213	10122	R41	ADMINISTRATIVE PLANNER	66,955
42	20	115	20013	R27	CLERK III	27,248
42	20	8	70465	R27	HEAVY EQUIPMENT OPERATOR	20,654
42	20	90	70465	R27	HEAVY EQUIPMENT OPERATOR	25,293
42	20	197	70465	R27	HEAVY EQUIPMENT OPERATOR	25,293
42	20	198	70465	R27	HEAVY EQUIPMENT OPERATOR	30,618
42	20	199	70465	R27	HEAVY EQUIPMENT OPERATOR	26,790
42	20	199	70465	R27	HEAVY EQUIPMENT OPERATOR	26,790



FUND NUMBER  
DEPARTMENT NAME  
DEPARTMENT NUMBER  
DIVISION NUMBER

559 SEWER SYSTEM  
UTILITIES  
42 SEWER SYSTEM  
20 WASTEWATER COLLECTION

PERSONNEL POSITION LISTING - CONTINUED

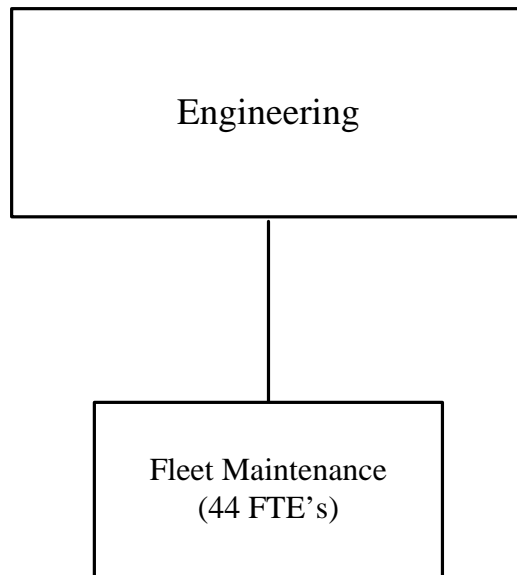
DEPT	DIV	AUTH #	POSITION NO.	GRADE	POSITION TITLE	09-10 ADOPTED ANNUAL RATE
42	20	200	70465	R27	HEAVY EQUIPMENT OPERATOR	25,293
42	20	201	70465	R27	HEAVY EQUIPMENT OPERATOR	25,293
42	20	202	70465	R27	HEAVY EQUIPMENT OPERATOR	30,056
42	20	203	70465	R27	HEAVY EQUIPMENT OPERATOR	25,293
42	20	208	70465	R27	HEAVY EQUIPMENT OPERATOR	25,293
42	20	209	70465	R27	HEAVY EQUIPMENT OPERATOR	33,363
42	20	210	70465	R27	HEAVY EQUIPMENT OPERATOR	33,426
42	20	211	70465	R27	HEAVY EQUIPMENT OPERATOR	33,571
42	20	218	70465	R27	HEAVY EQUIPMENT OPERATOR	25,293
42	20	5	71888	R32	MASTER ELECTRICIAN	28,142
42	20	7	81201	R23	UTILITY MAINTENANCE WORKER	19,469
42	20	10	81201	R23	UTILITY MAINTENANCE WORKER	19,469
42	20	13	81201	R23	UTILITY MAINTENANCE WORKER	19,490
42	20	14	81201	R23	UTILITY MAINTENANCE WORKER	17,514
42	20	214	81201	R23	UTILITY MAINTENANCE WORKER	17,514
42	20	215	81201	R23	UTILITY MAINTENANCE WORKER	19,490
42	20	216	81201	R23	UTILITY MAINTENANCE WORKER	17,514
42	20	26	71897	R28	UTILITY SYSTEMS CREW LEADER	33,426
42	20	33	71897	R28	UTILITY SYSTEMS CREW LEADER	31,346
42	20	35	71897	R28	UTILITY SYSTEMS CREW LEADER	21,902
42	20	37	71897	R28	UTILITY SYSTEMS CREW LEADER	36,899
42	20	29	81969	R25	UTILITY SYSTEMS MECHANIC	22,277
42	20	4	71898	R32	UTILITY SYSTEMS SUPERVISOR	38,771
42	20	8	71898	R32	UTILITY SYSTEMS SUPERVISOR	41,413
<b>TOTAL COUNT</b>			<b>31</b>		<b>TOTAL SALARIES</b>	<b>864,365</b>

PERFORMANCE MEASURES

	ACTUAL 06-07	ACTUAL 07-08	ESTIMATED 08-09	ADOPTED 09-10
<b>Workload Measures</b>				
Length of Lines Cleaned	246,911	250,000	300,000	360,000
Number of employees assigned	7	20	12	12
<b>Efficiency Measures</b>				
Length of line clean per number of employees	35,250	25,000	25,000	30,000
<b>Effectiveness Measures</b>				
% of targeted sewer lines cleaned	164	200	200	200

## *Internal Service Funds*

# Fleet Management Fund



**CITY OF LAREDO, TEXAS  
FLEET MANAGEMENT  
OPERATING BUDGET  
FY 2009-2010**

DESCRIPTION	ACTUAL FY 06-07	ACTUAL FY 07-08	ORIGINAL BUDGET FY 08-09	AMENDED BUDGET FY 08-09	TOTAL ESTIMATE FY 08-09	ADOPTED BUDGET FY 09-10
<b>OPENING BALANCE</b>	<b>376,373</b>	<b>799,687</b>	<b>714,915</b>	<b>1,262,360</b>	<b>1,262,360</b>	<b>1,284,123</b>
<b>REVENUES</b>						
Charges for Services	7,283,380	9,122,862	10,595,815	10,595,815	8,038,707	9,691,275
Rents, Royalties & Interest	28,989	36,037	12,300	12,300	25,000	20,000
Reimbursements & Misc.	43,021	53,740	12,000	12,000	3,557	-
<b>TOTAL REVENUES</b>	<b>7,355,390</b>	<b>9,212,639</b>	<b>10,620,115</b>	<b>10,620,115</b>	<b>8,067,264</b>	<b>9,711,275</b>
<b>TOTAL AVAILABLE</b>	<b>7,731,763</b>	<b>10,012,326</b>	<b>11,335,030</b>	<b>11,882,475</b>	<b>9,329,624</b>	<b>10,995,398</b>
<b>EXPENSES</b>						
Personnel Services	1,776,297	1,849,080	2,104,996	2,104,996	1,836,650	2,130,791
Material and Supplies	98,663	80,547	92,274	125,071	97,770	95,714
Contractual Services	5,027,644	6,726,974	8,164,662	8,301,488	6,085,981	7,578,014
Other Charges	57,152	67,470	78,976	-	-	225,000
Capital Outlay	-	-	56,000	26,000	25,100	165,800
<b>Total Expenses</b>	<b>6,959,756</b>	<b>8,724,071</b>	<b>10,496,908</b>	<b>10,557,555</b>	<b>8,045,501</b>	<b>10,195,319</b>
<b>CLOSING BALANCE</b>	<b>772,007</b>	<b>1,288,255</b>	<b>838,122</b>	<b>1,324,920</b>	<b>1,284,123</b>	<b>800,079</b>
<b>ADJUSTMENTS:</b>						
<b>COMPENSATED ABSENCES</b>	<b>26,815</b>	<b>10,283</b>	<b>-</b>	<b>-</b>	<b>-</b>	<b>-</b>
<b>CAPITAL OUTLAY</b>	<b>(54,337)</b>	<b>(98,986)</b>	<b>-</b>	<b>-</b>	<b>-</b>	<b>-</b>
<b>DEPRECIATION</b>	<b>55,202</b>	<b>62,808</b>	<b>-</b>	<b>-</b>	<b>-</b>	<b>-</b>
<b>ADJ. CLOSING BALANCE</b>	<b>799,687</b>	<b>1,262,360</b>	<b>838,122</b>	<b>1,324,920</b>	<b>1,284,123</b>	<b>800,079</b>

FUND NUMBER	593 FLEET MANAGEMENT
DEPARTMENT NAME	ENGINEERING
DEPARTMENT NUMBER	28 FLEET MANAGEMENT
DIVISION NUMBER	10 MAINTENANCE

**MISSION**

Fleet’s mission is to remain within the budget and run a safe and efficient fleet for all city depts.

**OBJECTIVES & PLANNED ACCOMPLISHMENTS**

- Educate staff and maintain updates of new engines and technologies.
- To properly budget and maintain line items for all necessary repairs on city units.
- To provide a superior database in order to make clear and concise decisions on equipment purchases and on the decision to keep or dispose of existing equipment.
- To have sound internal controls in order to safeguard all equipment purchases.

**EXPENDITURES**

	ACTUAL 06-07	ACTUAL 07-08	AMENDED 08-09	ESTIMATED 08-09	ADOPTED 09-10
Personnel Services	1,776,297	1,849,080	2,104,996	1,836,650	2,130,791
Materials & Supplies	98,663	80,547	125,071	97,770	95,714
Contractual Services	5,027,646	6,726,974	8,301,488	6,085,981	7,578,014
Other Charges	57,152	67,470	-	-	225,000
Capital Outlay	-	-	26,000	25,100	165,800
<b>Total</b>	6,959,758	8,724,071	10,557,555	8,045,501	10,195,319

**PERSONNEL POSITION LISTING**

DEPT	DIV	AUTH #	POSITION NO.	GRADE	POSITION TITLE	09-10 ADOPTED ANNUAL RATE
28	10	103	20014	R32	ADMINISTRATIVE ASSISTANT I	33,114
28	10	1	70004	R29	AUTOMOTIVE MECHANIC I	29,203
28	10	2	70004	R29	AUTOMOTIVE MECHANIC I	28,080
28	10	3	70004	R29	AUTOMOTIVE MECHANIC I	29,432
28	10	4	70004	R29	AUTOMOTIVE MECHANIC I	33,197
28	10	5	70004	R29	AUTOMOTIVE MECHANIC I	44,138
28	10	6	70004	R29	AUTOMOTIVE MECHANIC I	42,494
28	10	7	70004	R29	AUTOMOTIVE MECHANIC I	27,019
28	10	8	70004	R29	AUTOMOTIVE MECHANIC I	29,786
28	10	10	70004	R29	AUTOMOTIVE MECHANIC I	32,698
28	10	11	70004	R29	AUTOMOTIVE MECHANIC I	31,595

FUND NUMBER  
DEPARTMENT NAME  
DEPARTMENT NUMBER  
DIVISION NUMBER

593 FLEET MANAGEMENT  
ENGINEERING  
28 FLEET MANAGEMENT  
10 MAINTENANCE

PERSONNEL POSITION LISTING – CONTINUED

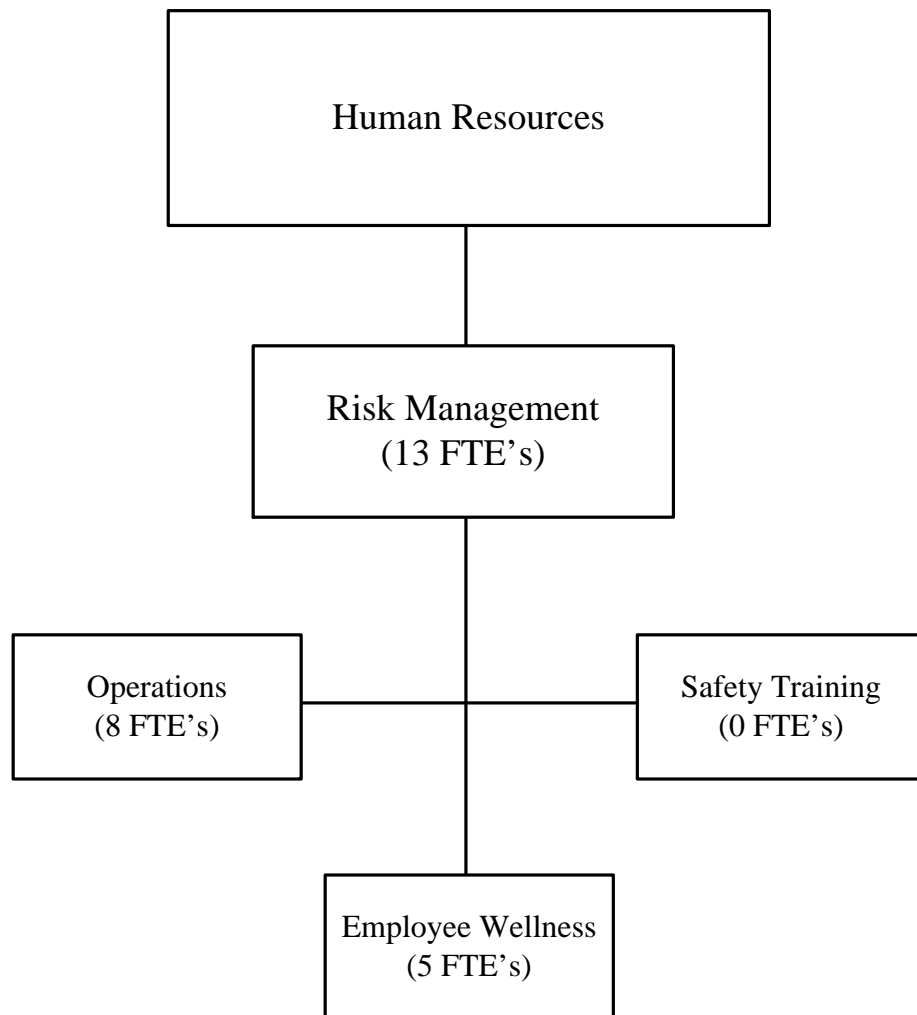
DEPT	DIV	AUTH #	POSITION NO.	GRADE	POSITION TITLE	09-10 ADOPTED ANNUAL RATE
28	10	2	70089	R32	AUTOMOTIVE MECHANIC SUPERVISOR	47,590
28	10	102	20013	R27	CLERK III	23,608
28	10	104	20013	R27	CLERK III	20,654
28	10	45	80288	R23	CUSTODIAN	17,826
28	10	1	71808	R32	DIESEL MECHANIC I	42,037
28	10	3	71808	R32	DIESEL MECHANIC I	28,142
28	10	4	71808	R32	DIESEL MECHANIC I	37,752
28	10	5	71808	R32	DIESEL MECHANIC I	28,142
28	10	6	71808	R32	DIESEL MECHANIC I	51,480
28	10	7	71808	R32	DIESEL MECHANIC I	55,515
28	10	8	71808	R32	DIESEL MECHANIC I	28,142
28	10	9	71808	R32	DIESEL MECHANIC I	28,995
28	10	107	71808	R32	DIESEL MECHANIC I	28,995
28	10	2	11202	R40	FLEET MAINTENANCE MANAGER	74,526
28	10	4	11200	R37	FLEET MAINTENANCE SUPDT	50,752
28	10	1	70001	R34	HEAVY EQUIPMENT MECHANIC SUPVR	58,489
28	10	5	70001	R34	HEAVY EQUIPMENT MECHANIC SUPVR	40,851
28	10	1	71501	R29	PAINT & BODY SHOP SPECIALIST	23,192
28	10	1	80001	R27	PREVENTIVE MAINT. SVC. WORKER	27,123
28	10	2	80001	R27	PREVENTIVE MAINT. SVC. WORKER	27,123
28	10	2	80001	R27	PREVENTIVE MAINT. SVC. WORKER	21,486
28	10	3	80001	R27	PREVENTIVE MAINT. SVC. WORKER	21,632
28	10	4	80001	R27	PREVENTIVE MAINT. SVC. WORKER	24,586
28	10	5	80001	R27	PREVENTIVE MAINT. SVC. WORKER	27,123
28	10	6	80001	R27	PREVENTIVE MAINT. SVC. WORKER	26,312
28	10	7	80001	R27	PREVENTIVE MAINT. SVC. WORKER	30,347
28	10	8	80001	R27	PREVENTIVE MAINT. SVC. WORKER	25,646
28	10	5	22201	R25	WAREHOUSE CLERK	18,554
28	10	6	22201	R25	WAREHOUSE CLERK	23,546
28	10	7	22201	R25	WAREHOUSE CLERK	28,579
28	10	4	72202	R29	WAREHOUSE SUPERVISOR	32,448
28	10	1	72221	R28	WELDER	25,334
28	10	4	72221	R28	WELDER	28,184
<b>TOTAL COUNT</b>			<b>44</b>		<b>TOTAL SALARIES</b>	<b>1,435,469</b>

FUND NUMBER	593 FLEET MANAGEMENT
DEPARTMENT NAME	ENGINEERING
DEPARTMENT NUMBER	28 FLEET MANAGEMENT
DIVISION NUMBER	10 MAINTENANCE

PERFORMANCE MEASURES

	ACTUAL 06-07	ACTUAL 07-08	ESTIMATED 08-09	ADOPTED 09-10
<b>Workload Measures</b>				
<i>Inputs</i>				
Number of full-time equivalent employees (FTE)	44	44	44	44
<i>Outputs</i>				
Number of units serviced	1,389	1,391	1,400	1,410
Number of jobs completed	39,645	40,175	40,256	41,000
Total mechanic hours billed	28,528	27,125	30,556	30,000
<b>Efficiency Measures</b>				
Number of jobs completed per FTE	1,322	1,339	1,342	1,367
Cost per mechanic hour billed	44.81	46.03	45.62	51.97

# Risk Management Fund





**CITY OF LAREDO, TEXAS**  
**RISK MANAGEMENT FUND SUMMARY**  
**OPERATING BUDGET**  
**FY 2009-2010**

DESCRIPTION	ACTUAL FY 06-07	ACTUAL FY 07-08	ORIGINAL BUDGET FY 08-09	AMENDED BUDGET FY 08-09	TOTAL ESTIMATE FY 08-09	ADOPTED BUDGET FY 09-10
<b>OPENING BALANCE</b>	<b>1,491,536</b>	<b>2,231,137</b>	<b>2,957,776</b>	<b>3,063,936</b>	<b>3,063,936</b>	<b>1,869,258</b>
<b>REVENUES</b>						
Rents Royalties and Interest	121,101	125,156	59,800	59,800	59,700	54,000
Worker Compensation	2,569,700	3,457,356	2,470,099	2,470,099	2,479,316	3,510,595
Insurance Premiums	2,051,346	1,536,222	1,624,057	1,624,057	1,426,813	2,394,954
Reimbursements and Misc.	1,118,852	281,700	-	-	-	-
Transfer In:						
Health and Benefits Fund	469,793	530,180	452,122	452,122	452,122	202,303
<b>TOTAL REVENUES</b>	<b>6,330,792</b>	<b>5,930,614</b>	<b>4,606,078</b>	<b>4,606,078</b>	<b>4,417,951</b>	<b>6,161,852</b>
<b>TOTAL AVAILABLE</b>	<b>7,822,328</b>	<b>8,161,751</b>	<b>7,563,854</b>	<b>7,670,014</b>	<b>7,481,887</b>	<b>8,031,110</b>
<b>EXPENSES</b>						
Risk Management						
Personnel Services	430,908	454,429	500,558	500,558	502,147	506,144
Materials and Supplies	8,687	15,555	17,460	17,629	13,269	16,610
Contractual Services	4,261,956	4,058,863	4,648,260	4,694,002	4,326,496	5,506,276
Other Charges	10,831	8,164	272,896	272,896	-	200,000
Transfer Out:						
Debt Service	18,638	17,940	17,228	17,228	17,228	-
2005 C.O. Bond	352,874	-	-	-	-	-
Total Risk Management	5,083,894	4,554,951	5,456,402	5,502,313	4,859,140	6,229,030
Safety Training						
Materials and Supplies	27,546	40,381	45,186	35,298	49,500	49,000
Contractual Services	13,841	12,080	37,950	51,425	55,494	65,263
Total Safety Training	41,387	52,461	83,136	86,723	104,994	114,263
Employee Wellness						
Personnel	256,679	242,608	280,079	280,079	256,005	285,863
Materials and Supplies	39,438	57,640	76,150	76,543	76,543	74,228
Contractual Services	156,492	199,906	286,316	315,947	315,947	298,539
Total Employee Wellness	452,609	500,154	642,545	672,569	648,495	658,630
<b>TOTAL EXPENSES</b>	<b>5,577,890</b>	<b>5,107,566</b>	<b>6,182,083</b>	<b>6,261,605</b>	<b>5,612,629</b>	<b>7,001,923</b>
<b>CLOSING BALANCE</b>	<b>2,244,438</b>	<b>3,054,185</b>	<b>1,381,771</b>	<b>1,408,409</b>	<b>1,869,258</b>	<b>1,029,187</b>
<b>ADJUSTMENTS</b>						
INVESTMENT IN FIXED ASSETS	(18,644)	8,034	-	-	-	-
COMPENSATED ABSENCES	5,343	1,717	-	-	-	-
<b>ADJUSTED CLOSING BALANCE</b>	<b>2,231,137</b>	<b>3,063,936</b>	<b>1,381,771</b>	<b>1,408,409</b>	<b>1,869,258</b>	<b>1,029,187</b>

FUND NUMBER	594 RISK MANAGEMENT FUND
DEPARTMENT NUMBER	20 HUMAN RESOURCES
DIVISION NUMBER	60 RISK MANAGEMENT

**MISSION**

The mission of Risk Management is to provide a safe working environment for its employees through proper training, inspection and application of fundamental safety, loss control and risk management principals. Further, it is its also Risk Management’s mission to plan, organize, lead and control the activities of the city of Laredo in order to protect the City’s assets through the process of identifying and analyzing loss exposures, evaluating the feasibility of risk management techniques that fit the uniqueness of each loss exposure, selecting and implementing that best technique in order to control and manage the loss exposures and monitoring the results which allows the City to efficiently and effectively provide it’s services to the citizens of Laredo.

**OBJECTIVES & PLANNED ACCOMPLISHMENTS**

- Implement a Driver Safety Program
- Revise the Safety and Loss Control Manual
- Implement an on-line Material Safety Data Sheet program
- Reduce worker’s compensation lost time cost by 3%
- Reduce property/casualty claims’ cost by 5%

**EXPENDITURES**

	ACTUAL 06-07	ACTUAL 07-08	AMENDED 08-09	ESTIMATED 08-09	ADOPTED 09-10
Personnel Services	430,909	454,429	500,558	502,147	506,144
Materials & Supplies	8,687	15,555	17,629	13,269	16,610
Contractual Services	4,261,956	4,058,863	4,694,002	4,326,496	5,506,276
Other Charges	10,831	8,164	272,896	-	200,000
Capital Outlay	371,512	17,940	17,228	17,228	-
<b>Total</b>	<b>5,083,895</b>	<b>4,554,951</b>	<b>5,502,313</b>	<b>4,859,140</b>	<b>6,229,030</b>

**PERSONNEL POSITION LISTING**

DEPT	DIV	AUTH #	POSITION NO.	GRADE	POSITION TITLE	09-10 ADOPTED ANNUAL RATE
20	60	65	20014	R32	ADMINISTRATIVE ASSISTANT I	34,445
20	60	12	41521	R28	PERSONNEL ASSISTANT I	30,971
20	60	1	11738	R41	RISK MANAGER	81,994
20	60	10	35038	R32	SAFETY & LOSS CONTROL SPEC. I	32,219
20	60	4	35039	R34	SAFETY & LOSS CONTROL SPEC. II	41,413
20	60	5	35039	R34	SAFETY & LOSS CONTROL SPEC. II	36,982
20	60	15	45003	R32	SENIOR CLAIMS ANALYST	41,850
20	10	1	15042	R43	HUMAN RESOURCES DIRECTOR @ 34%	37,744
20	25	66	20250	R23	CLERK I	19,760
27	10	140	80288	R23	CUSTODIAN @ 50%	8,757
<b>TOTAL COUNT</b>			<b>10</b>		<b>TOTAL SALARIES</b>	<b>366,134</b>

FUND NUMBER	594 RISK MANAGEMENT FUND
DEPARTMENT NUMBER	20 HUMAN RESOURCES
DIVISION NUMBER	61 SAFETY TRAINING

EXPENDITURES

	ACTUAL 06-07	ACTUAL 07-08	AMENDED 08-09	ESTIMATED 08-09	ADOPTED 09-10
Materials & Supplies	27,546	40,381	35,298	49,500	49,000
Contractual Services	13,841	12,080	51,425	55,494	65,263
<b>Total</b>	41,387	52,461	86,723	104,994	114,263

PERFORMANCE MEASURES

	ACTUAL 06-07	ACTUAL 07-08	ESTIMATED 08-09	ADOPTED 09-10
<b>Workload Measures</b>				
Number of reported work related injuries	321	389	408	396
Number of property/casualty claims processed	238	229	189	218
Number of trainings	101	35	110	90
Number of attendees	2,300	1,900	2,400	1,600
<b>Efficiency Measures</b>				
Cost of worker's compensations claims per injured employee (1)	4,613	5,048	5,300	5,141
Cost of settled property/casualty lawsuits/claim per settled incident (2)	4,821	6,292	4,189	5,100
Avg. number of employees per class(3)	23	54	21	17
<b>Effectiveness Measures</b>				
% of reported work related injuries that are lost time (8 days or more)	36%	41%	46%	43%

Efficiency measures calculations:

- (1) The cost of the average worker's compensation claim is taking the total worker's compensation claims filed by the total incurred amount for that policy year by utilizing TML Loss Reports as of 12/31/2007.
- (2) The average property/casualty claim amount is the combined total incurred amount on the GL, AL, PO, Law, Property, APD, Mobile Equipment, Airport liability insurance lines divided the total combined number of claims on all lines by utilizing TML Loss reports as of 12/31/2007.
- (3) The average number of employees trained per class is derived from dividing total number of attendees by the total number of trainings.

FUND NUMBER	594 RISK MANAGEMENT FUND
DEPARTMENT NUMBER	20 HUMAN RESOURCES
DIVISION NUMBER	62 EMPLOYEE HEALTH AND WELLNESS

**MISSION**

The Employee Health Division, under the direction of the Human Resources Department, shall provide disease management, psychological assistance under the Employee Assistance Program, health care prevention services under the direction of a medical doctor, and render first aid to all City of Laredo employees using a holistic approach in nursing care in order to promote an environment of safety and wellness.

**OBJECTIVES & PLANNED ACCOMPLISHMENTS**

- To monitor city employees with a new Healthy Living Program perspective;
- To coordinate employee health fairs and wellness programs that address local health issues at the department/division level to increase the penetration rate;
- To continue educating city employees on health care management and preventive care, specifically targeting the high risk population;
- To act as a consultant for City Employees regarding health issues via e-mail communication;
- To manage the Employee Health & Wellness Clinic by providing medical first aid services to city employees;
- To manage and supervise the Return to Work Program;
- To manage and supervise the Serious Illness Pool Program;
- To facilitate and further encourage the Employee Assistance Program to all city employees;
- To continue promoting the medical services available at the Wellness/Occupational Health Clinic;
- To provide and further monitor Motor Vehicle checks to decrease liability and risk.
- To initiate the Healthy Living Program in FY2009-2010
- To increase the number of employee health fairs to quarterly before the end of 2010
- To increase employee health fair attendance by 5% by the end of year 2010
- To revise the Return to Work Policy before the end of year 2010

**EXPENDITURES**

	<b>ACTUAL 06-07</b>	<b>ACTUAL 07-08</b>	<b>AMENDED 08-09</b>	<b>ESTIMATED 08-09</b>	<b>ADOPTED 09-10</b>
Personnel Services	256,679	242,608	280,079	256,005	285,863
Materials & Supplies	39,438	57,640	68,821	76,543	74,228
Contractual Services	156,492	199,909	305,947	315,947	298,539
Other Charges	-	-	17,722	-	-
<b>Total</b>	<b>452,609</b>	<b>500,157</b>	<b>672,569</b>	<b>648,495</b>	<b>658,630</b>

FUND NUMBER	594 RISK MANAGEMENT FUND
DEPARTMENT NUMBER	20 HUMAN RESOURCES
DIVISION NUMBER	62 EMPLOYEE HEALTH AND WELLNESS

PERSONNEL POSITION LISTING

DEPT	DIV	AUTH #	POSITION NO.	GRADE	POSITION TITLE	09-10 ADOPTED ANNUAL RATE
20	62	19	20013	R27	CLERK III	21,486
20	62	2	30007	R40	EMPLOYEE HEALTH NURSE	74,610
20	62	158	41411	R29	LICENSED VOCATIONAL NURSE I	26,312
20	62	1	40078	R31	LICENSED VOCATIONAL NURSE II	35,360
20	62	67	30024	R38	REGISTERED NURSE II	49,442
<b>TOTAL COUNT</b>			<b>5</b>		<b>TOTAL SALARIES</b>	<b>207,210</b>

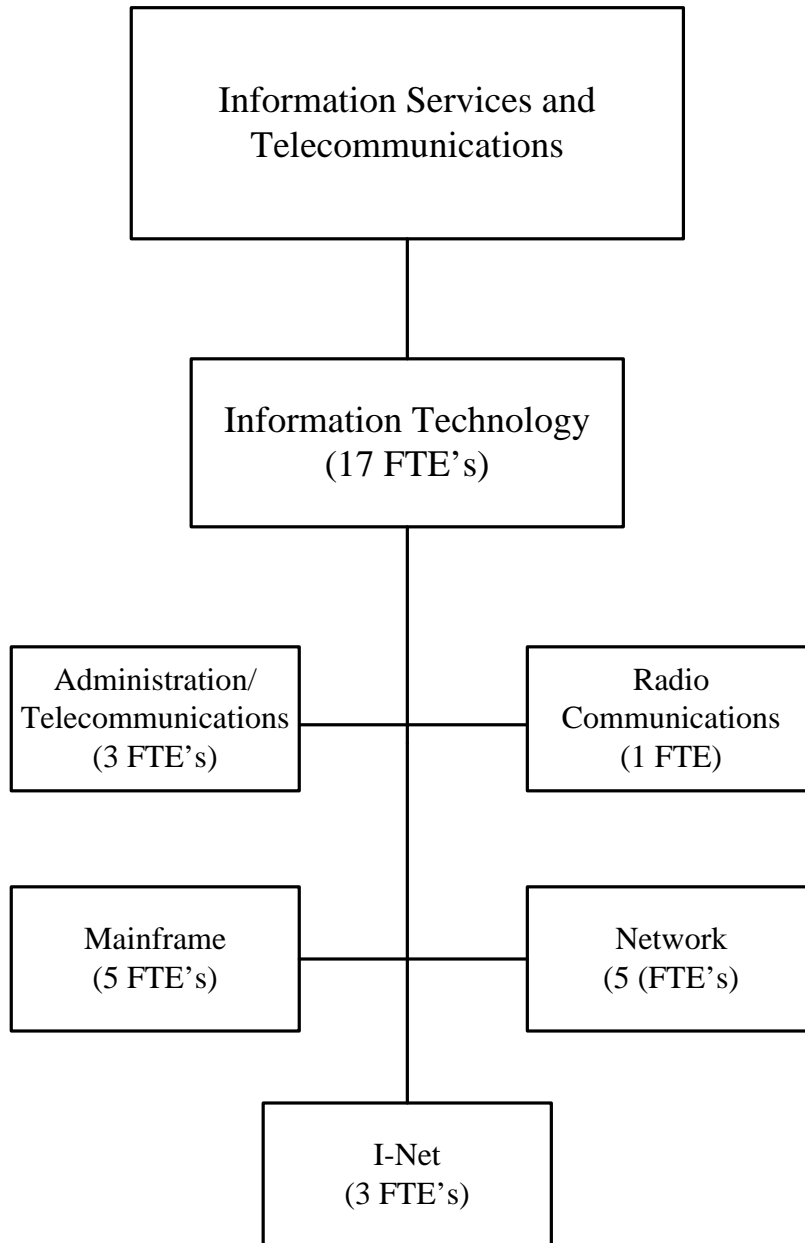
PERFORMANCE MEASURES

	ACTUAL 06-07	ACTUAL 07-08	ESTIMATED 08-09	ADOPTED 09-10
<b>Workload Measures</b>				
<i>Outputs</i>				
Number of employee visits for both wellness and workers compensation injuries at Employee Health	6,500	7,000	8,000	8,000
Number of wellness health fair participants	1,800	1,800	1,500	2,000
Number of employees trained on Drug and Alcohol/Return to Work Policies	500	2,000*	500	500
Number of Drug and Alcohol Tests for Random (CDL and SSP), Post Accident, Reasonable Suspicion, Return to Duty, Promotion and/or Transfer, Pre-Employment.	600	850	1,300	1,600**
<b>Effectiveness Measures</b>				
Percentage of employees attending city health fairs	33%	33%	48%	48%

\*Training conducted due to approval of a new city-wide drug and alcohol policy for safety sensitive positions

\*\*Pending FF approved for Random

# Information Technology Fund



**CITY OF LAREDO, TEXAS**  
**INFORMATION TECHNOLOGY FUND**  
**OPERATING BUDGET**  
**FY 2009-2010**

DESCRIPTION	ACTUAL FY 06-07	ACTUAL FY 07-08	ORIGINAL BUDGET FY 08-09	AMENDED BUDGET FY 08-09	TOTAL ESTIMATE FY 08-09	ADOPTED BUDGET FY 09-10
<b>OPENING BALANCE</b>	-	425,207	433,819	648,185	648,185	46,809
<b>REVENUES</b>						
Charges for Services	1,917,789	2,515,570	2,545,025	2,545,025	2,545,025	2,916,923
Rents, Royalties & Interest	12,686	11,709	3,600	3,600	6,500	7,496
Reimbursements & Misc.	11,182	1,647	-	-	-	-
Other Financing Sources	264,248	-	-	-	-	-
<b>TOTAL REVENUES</b>	<b>2,205,905</b>	<b>2,528,926</b>	<b>2,548,625</b>	<b>2,548,625</b>	<b>2,551,525</b>	<b>2,924,419</b>
<b>TOTAL AVAILABLE</b>	<b>2,205,905</b>	<b>2,954,133</b>	<b>2,982,444</b>	<b>3,196,810</b>	<b>3,199,710</b>	<b>2,971,228</b>
<b>EXPENSES</b>						
Administration/Telecommunications						
Personnel Services	155,525	114,133	159,160	159,160	159,160	244,082
Materials and Supplies	19,801	15,520	19,000	22,934	20,934	22,127
Contractual Services	40,461	152,438	204,836	204,347	184,686	219,536
Other Charges	20,968	43,759	203,986	163,861	-	131,013
Transfer Out	-	-	-	400,000	400,000	-
<b>Total Admin./Telecommunications</b>	<b>236,755</b>	<b>325,850</b>	<b>586,982</b>	<b>950,302</b>	<b>764,780</b>	<b>616,758</b>
Radio Communications						
Personnel Services	85,791	89,202	89,738	89,738	89,738	90,798
Materials and Supplies	19,842	5,020	19,480	20,325	19,175	13,600
Contractual Services	164,897	276,813	365,115	365,115	335,290	329,693
Debt Service	-	400,000	400,000	-	-	-
Transfer Out:						
Debt Service	-	-	-	400,000	400,000	400,000
<b>Total Radio Communication</b>	<b>270,530</b>	<b>771,035</b>	<b>874,333</b>	<b>875,178</b>	<b>844,203</b>	<b>834,091</b>
Mainframe						
Personnel Services	282,230	293,191	347,606	347,606	344,606	306,514
Materials and Supplies	14,845	15,701	13,558	13,673	13,123	14,020
Contractual Services	195,837	226,926	260,293	273,895	258,575	259,243
Other Charges	379	35	-	-	-	-
Capital Outlay	-	-	-	55,322	55,322	-
<b>Total MainFrame</b>	<b>493,291</b>	<b>535,853</b>	<b>621,457</b>	<b>690,496</b>	<b>671,626</b>	<b>579,777</b>
Network						
Personnel Services	508,318	490,601	310,406	310,406	310,406	314,241
Materials and Supplies	30,031	52,357	42,163	42,163	32,680	44,250
Contractual Services	115,587	141,022	84,294	84,294	66,454	62,976
Capital Outlay	-	-	84,304	84,304	84,304	81,500
<b>Total NetWork</b>	<b>653,936</b>	<b>683,980</b>	<b>521,167</b>	<b>521,167</b>	<b>493,844</b>	<b>502,967</b>

**CITY OF LAREDO, TEXAS**  
**INFORMATION TECHNOLOGY FUND**  
**OPERATING BUDGET**  
**FY 2009-2010**

DESCRIPTION	ACTUAL FY 06-07	ACTUAL FY 07-08	ORIGINAL BUDGET FY 08-09	AMENDED BUDGET FY 08-09	TOTAL ESTIMATE FY 08-09	ADOPTED BUDGET FY 09-10
I-Net						
Personnel Services	-	-	213,964	213,964	213,964	213,732
Materials and Supplies	-	-	14,532	24,532	24,489	31,880
Contractual Services	-	-	150,009	140,009	139,995	150,533
<b>Total I-Net</b>	<b>-</b>	<b>-</b>	<b>378,505</b>	<b>378,505</b>	<b>378,448</b>	<b>396,145</b>
WiFi						
Materials and Supplies	-	-	-	-	-	750
Contractual Services	-	-	-	-	-	40,740
Capital Outlay	-	-	-	-	-	-
<b>Total WiFi</b>	<b>-</b>	<b>-</b>	<b>-</b>	<b>-</b>	<b>-</b>	<b>41,490</b>
<b>Total Expenses</b>	<b>1,654,512</b>	<b>2,316,718</b>	<b>2,982,444</b>	<b>3,415,648</b>	<b>3,152,901</b>	<b>2,971,228</b>
<b>CLOSING BALANCE</b>	<b>551,393</b>	<b>637,415</b>	<b>-</b>	<b>(218,838)</b>	<b>46,809</b>	<b>-</b>
<b>ADJUSTMENTS</b>						
<b>COMPENSATED ABSENCES</b>	<b>76,973</b>	<b>4,240</b>	<b>-</b>	<b>-</b>	<b>-</b>	<b>-</b>
<b>INVESTMENT IN FIXED ASSETS</b>	<b>(203,159)</b>	<b>6,530</b>	<b>-</b>	<b>-</b>	<b>-</b>	<b>-</b>
<b>CLOSING BALANCE</b>	<b>425,207</b>	<b>648,185</b>	<b>-</b>	<b>(218,838)</b>	<b>46,809</b>	<b>-</b>



FUND NUMBER	595 INFORMATION TECHNOLOGY
DEPARTMENT NUMBER	55 INFORMATION SERVICES & TELECOMMUNICATIONS
DIVISION NUMBER	10 ADMINISTRATION/TELECOMMUNICATIONS

**MISSION**

To support and serve the telecommunications interest and needs of our local government by informing our local officials and management of new developments, regulation and administration of cable systems, other telecommunications systems and right of way management to better serve our citizens.

**OBJECTIVES & PLANNED ACCOMPLISHMENTS**

- Administer all lease contracts for compliance and review as needed to maintain good relation with all Lessors.
- Oversee franchises of all video service providers and telecommunications providers licensed by the State of Texas using parameters set forth by State law.
- Ensure that all franchise fee payments are timely and accurate using parameters as set forth by State law.

**EXPENDITURES**

	ACTUAL 06-07	ACTUAL 07-08	AMENDED 08-09	ESTIMATED 08-09	ADOPTED 09-10
Personnel Services	155,525	114,133	159,160	159,160	244,082
Materials & Supplies	19,801	15,520	22,934	20,934	22,127
Contractual Services	40,461	152,439	204,347	184,686	219,536
Other Charges	20,968	43,759	163,861	-	131,013
Transfer Out	-	-	400,000	400,000	-
<b>Total</b>	236,755	325,851	950,302	764,780	616,758

**PERSONNEL POSITION LISTING**

DEPT	DIV	AUTH #	POSITION NO.	GRADE	POSITION TITLE	09-10 ADOPTED ANNUAL RATE
55	10	15	20014	R32	ADMINISTRATIVE ASSISTANT I	41,038
55	10	102	80288	R23	CUSTODIAN (AT 50%)	13,728
55	10	3	10048	R45	INFO. TECH & SUPPORT SVCS DIR	130,041
<b>TOTAL COUNT</b>			<b>3</b>		<b>TOTAL SALARIES</b>	<b>184,807</b>

FUND NUMBER	595 INFORMATION TECHNOLOGY
DEPARTMENT NUMBER	55 INFORMATION SERVICES & TELECOMMUNICATIONS
DIVISION NUMBER	10 ADMINISTRATION/TELECOMMUNICATIONS

PERFORMANCE MEASURES

	ACTUAL 06-07	ACTUAL 07-08	ESTIMATED 08-09	ADOPTED 09-10
<b>Workload Measures</b>				
<i>Inputs</i>				
Total communication budget	236,755	236,755	764,780	616,758
<i>Outputs</i>				
Number of leases administered	40	40	38	38
Number of new leases completed	6	N/A	N/A	N/A
Number of licenses administered	6	N/A	4	4
<b>Effectiveness Measures</b>				
% of accounts receivables collected by due date	95%	95%	95%	95%

FUND NUMBER	595 INFORMATION TECHNOLOGY
DEPARTMENT NUMBER	55 INFORMATION SERVICES & TELECOMMUNICATIONS
DIVISION NUMBER	15 RADIO COMMUNICATIONS

**MISSION**

Maintain and Manage the 800 MHz. Trunked Radio System, provide the City of Laredo departments with technical support, promote the use of radio system and work in conjunction with city departments to implement common objectives.

**OBJECTIVES & PLANNED ACCOMPLISHMENTS**

- Implement a Preventive Maintenance Program for the radio system infrastructure and tower sites.
- Maintain System’s Application Software.
- Coordinate two way radio communication equipment repairs with the local Motorola Service shop and Motorola Repair Depot.
- Maintain updated the Users and Aliases Data Base.
- Provide efficient and reliable customer service.

**EXPENDITURES**

	ACTUAL 06-07	ACTUAL 07-08	AMENDED 08-09	ESTIMATED 08-09	ADOPTED 09-10
Personnel Services	85,791	89,203	89,738	89,738	90,798
Materials & Supplies	19,842	5,021	20,325	19,175	13,600
Contractual Services	164,897	276,813	365,115	335,290	329,693
Debt Service	-	400,000	-		-
Transfer Out	-	-	400,000	400,000	400,000
<b>Total</b>	270,530	771,037	875,178	844,203	834,091

**PERSONNEL POSITION LISTING**

DEPT	DIV	AUTH #	POSITION NO.	GRADE	POSITION TITLE	09-10 ADOPTED ANNUAL RATE
55	15	1	15043	R39	RADIO MANAGER	66,810
<b>TOTAL COUNT</b>			<b>1</b>		<b>TOTAL SALARIES</b>	<b>66,810</b>

FUND NUMBER  
DEPARTMENT NUMBER  
DIVISION NUMBER

595 INFORMATION TECHNOLOGY  
55 INFORMATION SERVICES &  
TELECOMMUNICATIONS  
15 RADIO COMMUNICATIONS

PERFORMANCE MEASURES

	ACTUAL 06-07	ACTUAL 07-08	ESTIMATED 08-09	ADOPTED 09-10
<b>Workload Measures</b>				
<i>Inputs</i>				
# of full time equivalent employee (FTE)	1	1	1	1
<i>Outputs</i>				
Number of tower sites supported	5	5	5	5
Number of radio repeaters supported	31	31	31	31
Number or radio users supported	1,692	1,825	1,855	1,950
<b>Efficiency Measures</b>				
Tower sites service calls attended	94	115	109	120
Radio service call attended	180	155	220	200
New radios programmed	73	65	60	80
# of radios reprogrammed	1,000	395	200	200
# of radios sent to Motorola Repair Depot	N/A	95	125	175

FUND NUMBER	595 INFORMATION TECHNOLOGY
DEPARTMENT NUMBER	55 INFORMATION SERVICES & TELECOMMUNICATIONS
DIVISION NUMBER	20 MAINFRAME

**MISSION**

To provide the City of Laredo Departments with technical support to effectively acquire, implement, maintain hardware and software and work in conjunction with departments to maintain and implement automation objectives.

**OBJECTIVES & PLANNED ACCOMPLISHMENTS**

- Promote training as a means to improve the utilization of current software applications
- Stay abreast of technology to improve technical service to City Departments
- Provide timely, efficient and reliable customer service.
- Implement and enforce computer security and use policy
- Maintain Sunguard Public Sector Application Software on latest release
- Maintain IBM System i system on latest release

**EXPENDITURES**

	ACTUAL 06-07	ACTUAL 07-08	AMENDE D 08-09	ESTIMATED 08-09	ADOPTED 09-10
Personnel Services	282,230	293,191	347,606	344,606	306,514
Materials & Supplies	14,846	15,700	13,673	13,123	14,020
Contractual Services	195,837	226,927	273,895	258,575	259,243
Other Charges	379	35	-	-	-
Capital Outlay	-	-	55,322	55,322	-
<b>Total</b>	493,292	535,853	690,496	671,626	579,777

**PERSONNEL POSITION LISTING**

DEPT	DIV	AUTH #	POSITION NO.	GRADE	POSITION TITLE	09-10 ADOPTED ANNUAL RATE
55	20	284	20250	R23	CLERK I	18,533
55	20	10	40262	R27	COMPUTER OPERATOR	31,346
55	20	1	31820	R39	MGMT. INFO. SYSTEMS ANALYST	79,290
55	20	3	35002	R36	MGMT. INFO.APPLICATION ANALYST	57,117
55	20	285	35002	R36	MGMT. INFO.APPLICATION ANALYST	38,355
<b>TOTAL COUNT</b>			<b>5</b>		<b>TOTAL SALARIES</b>	<b>224,640</b>

FUND NUMBER  
 DEPARTMENT NUMBER  
 DIVISION NUMBER

595 INFORMATION TECHNOLOGY  
 55 INFORMATION SERVICES &  
 TELECOMMUNICATIONS  
 20 MAINFRAME

PERFORMANCE MEASURES

	ACTUAL 06-07	ACTUAL 07-08	ESTIMATED 08-09	ADOPTED 09-10
<b>Workload Measures</b>				
<b>Inputs</b>				
# of full time equivalent employee (FTE)	3	4	4	4
<b>Outputs</b>				
Number of iSeries Computer System Supported	1	2	2	2
Number of iSeries Business Applications Supported	19	28	28	28
<b>Efficiency Measures</b>				
iSeries General Support Calls Completed	382	392	369	369
iSeries Security Administration Service Calls Completed	388	335	278	278
iSeries Development Service Calls Completed	286	265	184	184
iSeries Projects Completed	16	8	18	9
<b>Effectiveness Measures<sup>1</sup></b>				
iSeries Peripheral Install and Configure Average Calls Completed per FTE	127.3	98	92.25	92.25
iSeries Security Administration Average Calls Completed per FTE	129.3	167.5	139	139
iSeries Development Average Calls Completed per FTE	143	88.3	61.3	61.3
iSeries Projects Completed Average Calls Completed per FTE	16	8	18	9
# of full time equivalent employee per FTE	3	4	4	4

1. Efficiency Measures divided by FTE

FUND NUMBER

595 INFORMATION TECHNOLOGY

DEPARTMENT NUMBER

55 INFORMATION SERVICES &

TELECOMMUNICATIONS

DIVISION NUMBER

25 NETWORK

**MISSION**

To provide the City of Laredo Departments with technical support to effectively acquire, implement and maintain network hardware, server applications and computer hardware & software for the City local area and work in conjunction with departments to implement common objectives

**OBJECTIVES & PLANNED ACCOMPLISHMENTS**

- Promote new technology to minimize down time, security risks and improve stability and reliability of equipment and software used by City Departments
- Maintain IST/Network staff abreast of technology to improve our technical service to City Departments
- Develop, implement and enforce computer security and use policies
- Improve the recovery capabilities for network services
- Implement a Virtual Server & Desktop Environment System to provide Desktop mobility, reduce the cost of physical Server replacements and reduce Power consumption at the Data Center
- Implement transition of new Windows Operating System (Windows 7) based on an action plan developed by IST and authorized by City Management.

**EXPENDITURES**

	<b>ACTUAL 06-07</b>	<b>ACTUAL 07-08</b>	<b>AMENDED 08-09</b>	<b>ESTIMATED 08-09</b>	<b>ADOPTED 09-10</b>
Personnel Services	508,318	490,601	310,406	310,406	314,241
Materials & Supplies	30,031	52,357	42,163	32,680	44,250
Contractual Services	115,587	141,022	84,294	66,454	62,976
Capital Outlay	-	-	84,304	84,304	81,500
<b>Total</b>	<b>653,936</b>	<b>683,980</b>	<b>521,167</b>	<b>493,844</b>	<b>502,967</b>

**PERSONNEL POSITION LISTING**

<b>DEPT</b>	<b>DIV</b>	<b>AUTH #</b>	<b>POSITION NO.</b>	<b>GRADE</b>	<b>POSITION TITLE</b>	<b>09-10 ADOPTED ANNUAL RATE</b>
55	25	10	40262	R27	COMPUTER OPERATOR	42,078
55	25	2	35011	R39	NETWORK ADMINISTRATOR (M.I.S.)	61,526
55	25	4	35012	R36	NETWORK SPECIALIST	47,861
55	25	9	35012	R36	NETWORK SPECIALIST	38,355
55	25	13	35012	R36	NETWORK SPECIALIST	40,123
<b>TOTAL COUNT</b>			<b>5</b>		<b>TOTAL SALARIES</b>	<b>229,944</b>

FUND NUMBER	595 INFORMATION TECHNOLOGY
DEPARTMENT NUMBER	55 INFORMATION SERVICES & TELECOMMUNICATIONS
/DIVISION NUMBER	25 NETWORK

PERFORMANCE MEASURES

	ACTUAL 06-07	ACTUAL 07-08	ESTIMATED 08-09	ADOPTED 09-10
<b>Workload Measures</b>				
<i>Inputs</i>				
# of full time equivalent employee (FTE)	8	5	7	5
<i>Outputs</i>				
Number of Servers Supported	35	45	45	45
Number of Personal Computers Supported	900	900	950	1,000
Number of Network Applications Supported	43	45	48	50
Number of E-mail Users Supported	700	720	750	875
<b>Efficiency Measures</b>				
Network Hardware/Software Installed & Configure Service Calls Completed	1,094	995	1,101	1,200
Network Security Administration Service Calls Completed	271	323	302	450
Network Hardware/Software Troubleshooting Service Calls Completed	742	780	834	750
Network Operational Service Calls Completed	43	24	88	75
Network Hardware/Software Review & Research Service Calls Completed	179	152	154	168
<b>Effectiveness Measures<sup>1</sup></b>				
Network Hardware/Software Troubleshooting Service Calls Completed Per FTE	106	205	267	250
Network Operational Service Calls Completed per FTE	9	10	30	15
Network Hardware/Software Review & Research Service Calls Completed per FTE	26	40	48	42
Network Hardware Received & Tested Service Calls Completed per FTE	19	15	15	18
Network Projects Completed per FTE	4	5	7	4

1. Efficiency Measures divided by FTE



FUND NUMBER	595 INFORMATION TECHNOLOGY
DEPARTMENT NUMBER	55 INFORMATION SERVICES & TELECOMMUNICATIONS
DIVISION NUMBER	30 I-NET

**MISSION**

To provide the City of Laredo Departments with technical support to effectively acquire, implement and maintain network telecommunications for the City’s wide area and Institutional (I-Net) networks and work in conjunction with departments and governmental institutes to implement common IT objectives.

**OBJECTIVES & PLANNED ACCOMPLISHMENTS**

- Improve the recovery capabilities for network services.
- Develop, implement and enforce Internet and I-Net communication security.
- Provide management and manpower support for installation of a Wi-Fi network system as pilot project in downtown and ten city parks.
- Assist city management in developing a Wi-Fi division, establishing mission, objectives and roles and responsibilities definitions.
- Promote preventive maintenance programs to minimize down time, security risks and improve stability and reliability of equipment and software used for I-Net operations.
- Maintain IST/Network staff abreast of technology to improve our technical service to City Departments.

**EXPENDITURES**

	ACTUAL 06-07	ACTUAL 07-08	AMENDED 08-09	ESTIMATED 08-09	ADOPTED 09-10
Personnel Services	-	-	213,964	213,964	213,732
Materials & Supplies	-	-	24,532	24,489	31,880
Contractual Services	-	-	140,009	139,995	150,533
<b>Total</b>	-	-	378,505	378,448	396,145

**PERSONNEL POSITION LISTING**

DEPT	DIV	AUTH #	POSITION NO.	GRADE	POSITION TITLE	09-10 ADOPTED ANNUAL RATE
55	30	1	35012	R36	NETWORK SPECIALIST	39,894
55	30	3	35012	R36	NETWORK SPECIALIST	38,355
55	30	5	35029	R39	NETWORK SYSTEMS MANAGER	77,771
<b>TOTAL COUNT</b>			<b>3</b>		<b>TOTAL SALARIES</b>	<b>156,021</b>

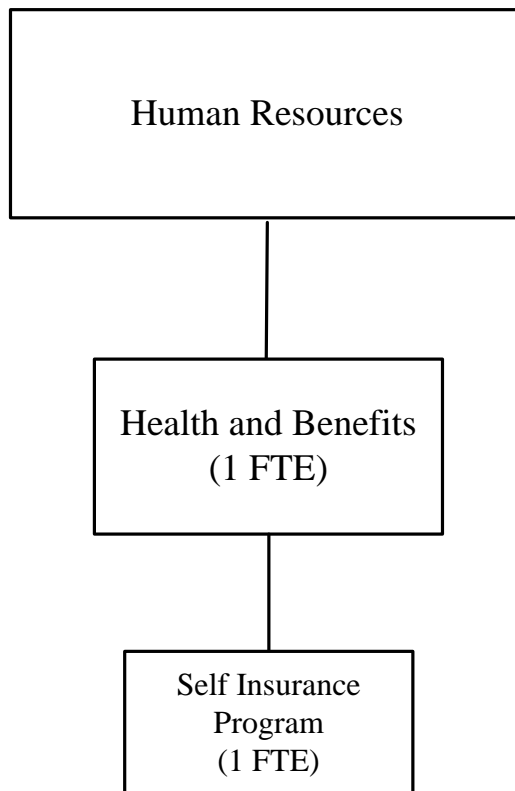
FUND NUMBER	595 INFORMATION TECHNOLOGY
DEPARTMENT NUMBER	55 INFORMATION SERVICES & TELECOMMUNICATIONS
DIVISION NUMBER	30 I-NET

PERFORMANCE MEASURES

	ACTUAL 06-07	ACTUAL 07-08	ESTIMATED 08-09	ADOPTED 09-10
<b>Workload Measures</b>				
<i>Inputs</i>				
# of full time equivalent employee (FTE)	N/A	N/A	3	3
<i>Outputs</i>				
Number of Servers Supported	N/A	N/A	18	20
Number of Network Applications Supported	N/A	N/A	17	18
Number of Internet Users Supported	N/A	N/A	914	950
Number of I-Net locations supported	N/A	N/A	56	56
Number of I-Net devices supported	N/A	N/A	90	95
<b>Efficiency Measures</b>				
Network I-Net/Telecom Installed & Configure Service Calls Completed	N/A	N/A	602	650
I-Net/Telecom Network Troubleshooting Service Calls Completed	N/A	N/A	160	180
I-Net/Telecom projects completed	N/A	N/A	7	10
I-Net/Telecom Other Network: trainings, research, security & equipment tests completed	N/A	N/A	33	48
<b>Effectiveness Measures<sup>1</sup></b>				
Network I-Net/Telecom Installed & Configure Service Calls Completed per FTE	N/A	N/A	201	217
I-Net/Telecom Network Troubleshooting Service Calls Completed Per FTE	N/A	N/A	53	60
I-Net/Telecom projects completed	N/A	N/A	2	3
I-Net/Telecom Other Network: trainings, research, security & equipment tests completed	N/A	N/A	11	16

1. *Efficiency Measures divided by FTE*

# Health and Benefits Fund



**CITY OF LAREDO, TEXAS**  
**HEALTH AND BENEFITS FUND**  
**OPERATING BUDGET**  
**FY 2009-2010**

DESCRIPTION	ACTUAL FY 06-07	ACTUAL FY 07-08	ORIGINAL BUDGET FY 08-09	AMENDED BUDGET FY 08-09	TOTAL ESTIMATE FY 08-09	ADOPTED BUDGET FY 09-10
<b>OPENING BALANCE</b>	<b>364,331</b>	<b>199,477</b>	<b>(294,474)</b>	<b>(950,322)</b>	<b>(950,322)</b>	<b>(2,793,483)</b>
<b>REVENUES</b>						
Contributions-Health Ins.	13,945,533	15,420,324	15,588,836	15,588,836	16,274,596	17,489,253
Ins. Reimbursements	1,169,825	570,432	750,000	750,000	865,560	820,000
Interest Earnings	66,186	34,140	35,300	35,300	4,600	-
Net Increase (Decrease) in the Fair Value of Investments	7,459	(3,563)	-	-	-	-
<b>TOTAL REVENUES</b>	<b>15,189,003</b>	<b>16,021,333</b>	<b>16,374,136</b>	<b>16,374,136</b>	<b>17,144,756</b>	<b>18,309,253</b>
<b>TOTAL AVAILABLE</b>	<b>15,553,334</b>	<b>16,220,810</b>	<b>16,079,662</b>	<b>15,423,814</b>	<b>16,194,434</b>	<b>15,515,770</b>
<b>EXPENSES</b>						
Self Insurance Fund						
Personnel Services	150,012	156,793	217,766	217,766	217,766	222,780
Materials and Supplies	3,074	644	7,685	7,806	7,685	7,685
Contractual Services	3,483,305	3,231,477	3,280,451	3,280,451	3,678,238	3,670,406
Group Health Claims	8,845,954	10,608,887	9,921,638	9,921,638	11,422,179	11,757,979
Prescription Claims	2,400,011	2,636,859	2,200,000	2,200,000	3,209,928	3,339,968
Other Charges	930	6,934	-	-	-	-
Transfer Out:						
Risk Management	469,793	530,180	452,122	452,122	452,122	202,303
Total Self Insurance Fund	15,353,079	17,171,774	16,079,662	16,079,783	18,987,917	19,201,121
<b>TOTAL EXPENSES</b>	<b>15,353,079</b>	<b>17,171,774</b>	<b>16,079,662</b>	<b>16,079,783</b>	<b>18,987,917</b>	<b>19,201,121</b>
<b>CLOSING BALANCE</b>	<b>200,255</b>	<b>(950,964)</b>	<b>-</b>	<b>(655,969)</b>	<b>(2,793,483)</b>	<b>(3,685,351)</b>
<b>ADJUSTMENTS</b>						
COMPENSATED ABSENCES	(1,420)	-	-	-	-	-
INVESTMENT IN FIXED ASSETS	642	642	-	-	-	-
<b>ADJ. CLOSING BALANCE</b>	<b>199,477</b>	<b>(950,322)</b>	<b>-</b>	<b>(655,969)</b>	<b>(2,793,483)</b>	<b>(3,685,351)</b>

FUND NUMBER  
 DEPARTMENT NUMBER  
 DIVISION NUMBER

660 HEALTH AND BENEFITS FUND  
 20 HUMAN RESOURCES  
 35 SELF INSURANCE

**MISSION**

To provide benefits such as medical, dental, group life, dependent life, accidental death and dismemberment and personal accident insurance to all eligible employees and retirees through the City's partially self-funded health benefits program while maintaining cost effective controls through managed care programs and procedures.

**OBJECTIVES & PLANNED ACCOMPLISHMENTS**

- To provide the most cost competitive health benefits program to City employees.
- To continue reviewing medical plan for possible inclusion of additional preventive coverages.
- To monitor health benefits rate structure and prepare recommendations for changes as necessary.
- To monitor administrative policies and procedures for City's health benefits program.
- To monitor managed care program to ensure savings to allow us to enhance employee benefits.
- To increase prescription mail order participation to 25% utilization as compared to regular prescription utilization.

**EXPENDITURES**

	<b>ACTUAL 06-07</b>	<b>ACTUAL 07-08</b>	<b>AMENDED 08-09</b>	<b>ESTIMATED 08-09</b>	<b>ADOPTED 09-10</b>
Personnel Services	150,012	156,793	217,766	217,766	222,780
Materials & Supplies	3,075	644	7,806	7,685	7,685
Contractual Services	14,729,268	16,477,223	15,402,089	18,310,344	18,768,353
Other Charges	930	6,934	-	-	-
Capital Outlay	469,793	530,180	452,122	452,122	202,303
<b>Total</b>	<b>15,353,078</b>	<b>17,171,774</b>	<b>16,079,783</b>	<b>18,987,917</b>	<b>19,201,121</b>

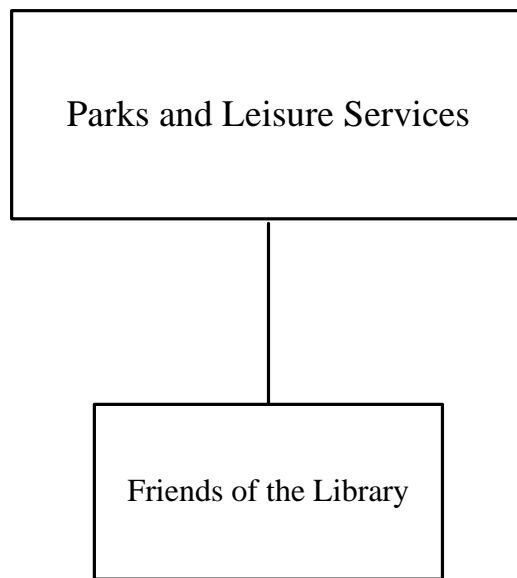
**PERSONNEL POSITION LISTING**

<b>DEPT</b>	<b>DIV</b>	<b>AUTH #</b>	<b>POSITION NO.</b>	<b>GRADE</b>	<b>POSITION TITLE</b>	<b>09-10 ADOPTED ANNUAL RATE</b>
20	35	5	40470	R30	HUMAN RESOURCES ASST II-ASD	30,285
20	10	1	15042	R43	HUMAN RESOURCES DIRECTOR (AT 33%)	36,634
20	10	1	15016	R41	HUMAN RESOURCES OFFICER (AT 50%)	39,978
20	15	3	40470	R30	HUMAN RESOURCES ASST II-ASD (AT 50%)	16,546
20	15	1	15028	R39	HUMAN RESOURCES SUPERVISOR (AT 50%)	34,289
<b>TOTAL COUNT</b>			<b>5</b>		<b>TOTAL SALARIES</b>	<b>157,731</b>



*Private Purpose Trust Fund*

# Friends of the Library Fund





**CITY OF LAREDO, TEXAS  
FRIENDS OF THE LIBRARY FUND  
OPERATING BUDGET  
FY 2009-2010**

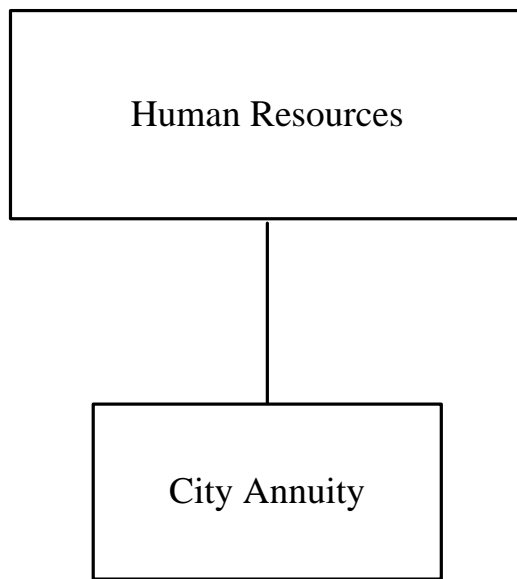
DESCRIPTION	ACTUAL FY 06-07	ACTUAL FY 07-08	ORIGINAL BUDGET FY 08-09	AMENDED BUDGET FY 08-09	ESTIMATED FY 08-09	ADOPTED BUDGET FY 09-10
<b>OPENING BALANCE</b>	<b>44,115</b>	<b>51,936</b>	<b>39,529</b>	<b>69,290</b>	<b>69,290</b>	<b>32,265</b>
<b>REVENUES</b>						
FCC-Universal Srvc Program	240,829	93,339	565,500	582,676	582,676	451,608
Federal & State Grants	14,736	34,400	50,000	30,079	30,079	32,000
Sale of Library Materials	1,354	2,409	1,500	1,500	1,678	1,600
Contributions	6,189	3,020	5,000	5,000	5,000	15,000
Interest Earnings	2,877	1,692	2,100	2,100	1,900	1,700
Transfer In:						
General Fund	32,508	24,518	60,000	60,000	60,000	49,076
<b>TOTAL REVENUES</b>	<b>298,493</b>	<b>159,378</b>	<b>684,100</b>	<b>681,355</b>	<b>681,333</b>	<b>550,984</b>
<b>TOTAL AVAILABLE</b>	<b>342,608</b>	<b>211,314</b>	<b>723,629</b>	<b>750,645</b>	<b>750,623</b>	<b>583,249</b>
<b>EXPENDITURES</b>						
Friends of the Library						
Materials & Supplies	3,124	1,833	5,600	5,600	5,578	15,300
Contractual Services	-	21	3,000	3,000	3,000	3,000
<b>Total Friends of the Library</b>	<b>3,124</b>	<b>1,854</b>	<b>8,600</b>	<b>8,600</b>	<b>8,578</b>	<b>18,300</b>
State Library-Loan Star						
Capital Outlay	14,711	17,270	-	-	-	-
<b>Total State Library-Loan Star</b>	<b>14,711</b>	<b>17,270</b>	<b>-</b>	<b>-</b>	<b>-</b>	<b>-</b>
National Network of Libraries						
Materials & Supplies	-	2,501	-	-	-	-
Capital Outlay	-	2,202	-	-	-	-
<b>Total National Network of Libraries</b>	<b>-</b>	<b>4,703</b>	<b>-</b>	<b>-</b>	<b>-</b>	<b>-</b>
FOTL-Loan Star Lib Grant						
Materials & Supplies	-	-	10,000	-	-	32,000
Capital Outlay	-	-	40,000	42,604	42,604	-
<b>Total FOTL-Loan Star Lib Grant</b>	<b>-</b>	<b>-</b>	<b>50,000</b>	<b>42,604</b>	<b>42,604</b>	<b>32,000</b>
FCC-Universal Srvc Program 8						
Contractual Services	34,319	-	-	-	-	-
Capital Outlay	182,862	-	-	-	-	-
<b>Total FCC-Universal Srvc Program</b>	<b>217,181</b>	<b>-</b>	<b>-</b>	<b>-</b>	<b>-</b>	<b>-</b>

**CITY OF LAREDO, TEXAS**  
**FRIENDS OF THE LIBRARY FUND**  
**OPERATING BUDGET**  
**FY 2009-2010**

DESCRIPTION	ACTUAL FY 06-07	ACTUAL FY 07-08	ORIGINAL BUDGET FY 08-09	AMENDED BUDGET FY 08-09	ESTIMATED FY 08-09	ADOPTED BUDGET FY 09-10
FCC-Universal E-Rate Round 9 Contractual Services	49,776	-	-	-	-	-
Total FCC-Universal E-Rate	49,776	-	-	-	-	-
FCC-Universal E-Rate Round 10 Contractual Services	5,880	110,855	-	-	-	-
Total FCC-Universal E-Rate	5,880	110,855	-	-	-	-
FCC-Universal E-Rate Round 11 Contractual Services	-	7,342	-	17,176	17,176	-
Total FCC-Universal E-Rate	-	7,342	-	17,176	17,176	-
FCC-Universal E-Rate Round 12 Contractual Services	-	-	65,000	65,000	65,000	-
Other Charges	-	-	585,000	585,000	585,000	517,949
Total FCC-Universal E-Rate	-	-	650,000	650,000	650,000	517,949
<b>TOTAL EXPENDITURES</b>	<b>290,672</b>	<b>142,024</b>	<b>708,600</b>	<b>718,380</b>	<b>718,358</b>	<b>568,249</b>
<b>CLOSING BALANCE</b>	<b>51,936</b>	<b>69,290</b>	<b>15,029</b>	<b>32,265</b>	<b>32,265</b>	<b>15,000</b>

## *Agency Fund*

# City Annuity Fund



**CITY OF LAREDO, TEXAS**  
**CITY ANNUITY**  
**OPERATING BUDGET**  
**FY 2009-2010**

DESCRIPTION	ACTUAL FY 06-07	ACTUAL FY 07-08	ORIGINAL BUDGET FY 08-09	AMENDED BUDGET FY 08-09	TOTAL ESTIMATE FY 08-09	ADOPTED BUDGET FY 09-10
<b>OPENING BALANCE</b>	-	-	-	-	-	-
<b>REVENUES</b>						
General Fund	237,103	472,689	584,381	584,381	547,811	575,478
General Fund-Fire Contrib.	127,755	132,570	131,535	131,535	136,290	135,336
Community Development	9,972	8,323	8,739	8,739	8,739	5,436
Health Fund	6,648	3,444	3,616	3,616	3,616	3,624
Bridge System	14,217	11,671	16,256	16,256	16,256	14,752
Waterworks	13,004	12,316	12,932	12,932	12,932	12,936
Rents, Royalties & Interest	-	101	-	-	-	-
<b>TOTAL REVENUES</b>	<b>408,699</b>	<b>641,114</b>	<b>757,459</b>	<b>757,459</b>	<b>725,644</b>	<b>747,562</b>
<b>TOTAL AVAILABLE</b>	<b>408,699</b>	<b>641,114</b>	<b>757,459</b>	<b>757,459</b>	<b>725,644</b>	<b>747,562</b>
<b>EXPENDITURES</b>						
Transamerica Retirees	14,780	16,972	15,452	15,452	15,452	15,456
General America Retirees	16,520	16,820	27,661	27,661	27,661	27,664
Other Retirees:						
Fire	279,593	306,280	382,320	382,320	328,689	339,188
Police	-	211,124	229,711	229,711	253,878	270,828
General Fund	53,965	54,164	60,772	60,772	58,421	57,678
Bridge	14,217	11,671	16,256	16,256	16,256	14,752
Waterworks	13,004	12,316	12,932	12,932	12,932	12,936
Health Dept.	6,648	3,444	3,616	3,616	3,616	3,624
Community Development	9,972	8,323	8,739	8,739	8,739	5,436
<b>TOTAL EXPENDITURES</b>	<b>408,699</b>	<b>641,114</b>	<b>757,459</b>	<b>757,459</b>	<b>725,644</b>	<b>747,562</b>
<b>CLOSING BALANCE</b>	-	-	-	-	-	-

FUND NUMBER  
 DEPARTMENT NUMBER  
 DIVISION NUMBER

771 CITY ANNUITY FUND  
 20 HUMAN RESOURCES  
 40 - 50 RETIREES

**MISSION**

To maintain quality of life for City of Laredo retirees by providing medical/life benefits.

**OBJECTIVES & PLANNED ACCOMPLISHMENTS**

- To monitor health and life expenses on a monthly basis.
- To ensure that sufficient funds for retiree health and life benefits are maintained.

**RETIREES BY MEDICAL CATEGORY**

	<b>ACTUAL 06-07</b>	<b>ACTUAL 07-08</b>	<b>ESTIMATED 08-09</b>	<b>ADOPTED 09-10</b>
Transamerica Retirees	2	1	1	1
General American Retirees	4	4	4	4
Fire Retirees	54	58	58	61
Police Retirees	0	0	50	53
General Fund	20	18	18	16
Airport Retirees	1	2	2	2
Bridge Retirees	4	4	4	4
Water Retirees	5	2	2	2
Sewer Retirees	1	3	3	2
Health Retirees	3	1	1	1
Community Development Retirees	4	4	4	4

## **City of Laredo Capital Improvement Program (CIP)**

### **The Capital Improvements Program (CIP)**

The following is a summary of the Capital Improvements Project (CIP) Program for fiscal years 2010-2014, which is prepared annually by the City Manager's office and Information Services and Telecommunications Department of the City of Laredo.

The City of Laredo Charter requires that the City Manager shall prepare and submit a five (5) year capital program at least 60 days before the end of each fiscal year. The capital program includes:

- ◆ A clear general summary of its contents;
- ◆ A list of all capital improvements which are proposed to be undertaken during the five fiscal years next ensuing with appropriate supporting information as to the necessity for such improvements;
- ◆ Cost estimates, methods of financing, and recommended time schedules for each such improvement; and
- ◆ The estimated annual cost of operating and maintaining the facilities to be constructed or acquired.

The City Council will adopt the capital program, by resolution, with or without amendment after the public hearing and on or before the last day of the current fiscal year.

The CIP shows anticipated spending for capital projects in FY2009-10 as well as the next four (4) years. City Council reviews the CIP every year and recommends projects to be included in the Capital Budget for the next fiscal year.

The CIP includes:

- ◆ Current (on-going) projects in the prior year appropriation;
- ◆ Operations and Maintenance costs of project;
- ◆ Proposed appropriations; and
- ◆ Projected methods of financing.

The CIP is developed through public input and department prioritization of needs and funding. The process includes departmental gathering of information, department requests, funding availability, and City Council action. The CIP is adopted by City Council and includes appropriations in the adopted budget. Capital appropriations are multi-year, in that appropriations do not lapse at the end of a fiscal year. Appropriations are rolled over to future fiscal years, until projects are completed.

### **CIP Appropriations for FY2009-10**

The funding mechanism for the CIP consists of the following:

- ◆ System Revenues;
- ◆ General Revenues;

- ◆ General Long Term Debt;
  - (a) General Obligation Bonds;
  - (b) Certificates of Obligations; and
  - (c) Public Property Finance Contractual Obligations;
- ◆ Federal and State Grants;
- ◆ Bridge Funds;
- ◆ Developer Contributions; and
- ◆ Other

**Definition of Capital**

Projects contained in the CIP budget fit the following definitions:

- ◆ Address or enhance the City’s assets, and
- ◆ New construction, expansion, renovation, or replacement of existing facilities (including the cost of land, engineering, and architectural design) which require a total expenditure of at least \$25,000 over the life of the project, or
- ◆ Major maintenance or rehabilitation of existing facilities which require an expenditure of \$10,000 or more and have an economic life of at least ten years.

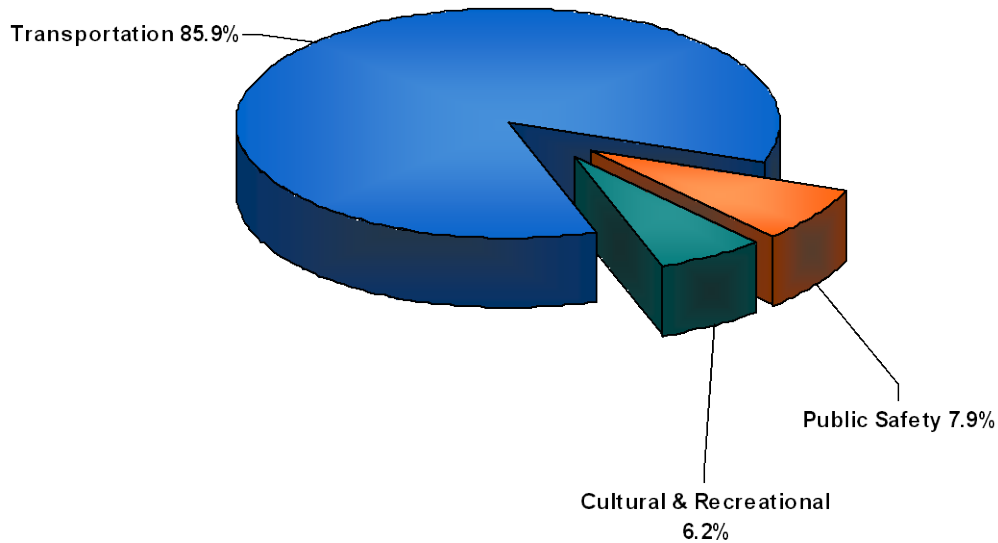
**Organization of the CIP Budget**

The CIP is organized into seven categories: General Government, Health and Welfare, Public Safety, Public Works, Public Utilities, Cultural and Recreation and Transportation.

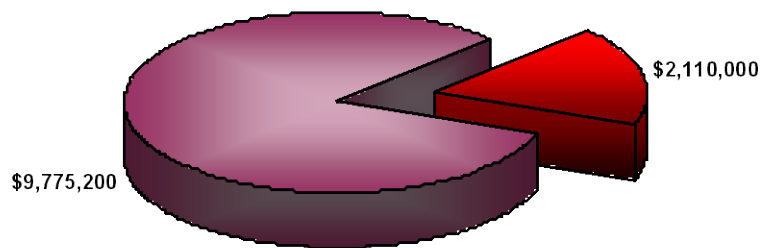
FY 2009–2010 Appropriations by Category	Proposed CIP Projects		Percentage
		Budgeted in FY09–10	
Public Safety			
Streets	\$ 937,800	\$ 937,800	7.9%
Cultural and Recreational			
Parks	\$ 737,400	\$ 737,400	6.2%
Transportation			
Traffic	\$ 60,000		
Transit	\$10,150,000	\$10,210,000	85.9%
<hr/>			
Total Appropriations		\$11,885,200	100.00%



**Total CIP Projects Budgeted in FY2009-10  
\$11,885,200**



**Total CIP Projects Budgeted in FY 2009-2010  
By Funding Source**



■ Federal/State Grants

■ General Revenues

**CITY OF LAREDO**

**CIP Projects Appropriated in FY 2009-2010**

<b>Department</b>	<b>Project Name</b>	<b>Project Number</b>	<b>FY 2010</b>	<b>Total by Department</b>
Streets	Sidewalks District I	08 STR 003	<b>105,700</b>	
Streets	ADA Sidewalk Improvements	09 STR 001	<b>200,000</b>	
Streets	Sidewalks District IV	09 STR 002	<b>210,700</b>	
Streets	Sidewalks District V	09 STR 003	<b>210,700</b>	
Streets	Sidewalks District VII	09 STR 004	<b>210,700</b>	<b>\$ 937,800</b>
Parks	Heritage/San Jose Park	06 PARKS 024	<b>210,700</b>	
Parks	River Hills Recreation Center	07 PARKS 012	<b>210,700</b>	
Parks	Civic Center Soft Track	09 PARKS 001	<b>211,000</b>	
Parks	Freddie Benavides Sports Complex Shade Structure	09 PARKS 002	<b>75,000</b>	
Parks	George Washington Park Playscape Shade Structure	09 PARKS 003	<b>30,000</b>	<b>\$ 737,400</b>
Traffic	Traffic Signal - Loop 20/Laredo International Airport	06 TRAF 009	<b>60,000</b>	<b>\$ 60,000</b>
Transit	Bus Shelters	06 TST 001	<b>25,000</b>	
Transit	Transit Center Addition	06 TST 003	<b>100,000</b>	
Transit	Heavy Duty Buses and Paratransit Vans	08 TST 006	<b>8,750,000</b>	
Transit	Sidewalks and Shelters under New Freedom Grant	08 TST 008	<b>750,000</b>	
Transit	Vans for JARC Grant	08 TST 009	<b>525,000</b>	<b>\$ 10,150,000</b>
			<b>\$ 11,885,200</b>	<b>\$ 11,885,200</b>

# Capital Improvement Program

FY 10 *thru* FY 14

**Department** Streets  
**Contact** Community Development Dire  
**Type** Improvement  
**Useful Life** 50  
**Category** Unassigned  
**Priority** 5 Desirable

## City of Laredo, Texas

**Project #** 08-STR-003  
**Project Name** Sidewalks in District I

**CIP Section** Public Safety **Prior CIP #**  
**District(s)** I

**Total Project Cost:** \$125,700

**Description**  
 Construction of sidewalks along Zacatecas, Ejido, New York, Palo Blanco, and Pine St.

**Justification**  
 Sidewalks needed to provide safe access for area residents.

Prior	Expenditures	FY 10	FY 11	FY 12	FY 13	FY 14	Total
20,000	Design/Engineering	10,570					10,570
	Construction	95,130					95,130
<b>Total</b>	<b>Total</b>	<b>105,700</b>					<b>105,700</b>

Prior	Funding Sources	FY 10	FY 11	FY 12	FY 13	FY 14	Total
20,000	CDBG	105,700					105,700
<b>Total</b>	<b>Total</b>	<b>105,700</b>					<b>105,700</b>

**Budget Impact/Other**  
 No operations and/or maintenance impact is planned for FY 2010.

# Capital Improvement Program

FY 10 *thru* FY 14

**Department** Streets  
**Contact** Community Development Dire  
**Type** Improvement  
**Useful Life** 50  
**Category** Unassigned  
**Priority** 5 Desirable

## City of Laredo, Texas

**Project #** 09-STR-001  
**Project Name** ADA Sidewalk Improvements

**CIP Section** Public Safety **Prior CIP #**  
**District(s)** Citywide

**Total Project Cost:** \$200,000

**Description**  
 This activity entails the engineering, testing, and construction of ADA accessible improvements in CDBG target areas as deemed necessary, to provide safe access along streets for residents.

**Justification**  
 Provide safe access for neighborhood residents

Expenditures	FY 10	FY 11	FY 12	FY 13	FY 14	Total
Design/Engineering	16,000					16,000
Construction	184,000					184,000
<b>Total</b>	<b>200,000</b>					<b>200,000</b>

Funding Sources	FY 10	FY 11	FY 12	FY 13	FY 14	Total
CDBG	200,000					200,000
<b>Total</b>	<b>200,000</b>					<b>200,000</b>

**Budget Impact/Other**  
 No operations and/or maintenance impact is planned for FY 2010.

# Capital Improvement Program

FY 10 *thru* FY 14

City of Laredo, Texas

**Department** Streets  
**Contact** Community Development Dire  
**Type** Improvement  
**Useful Life** 50  
**Category** Unassigned  
**Priority** 5 Desirable

**Project #** 09-STR-002  
**Project Name** Sidewalks District IV

**CIP Section** Public Safety **Prior CIP #**  
**District(s)** IV

**Total Project Cost:** \$210,700

**Description**  
 This activity entails the engineering, testing, and construction of sidewalks in District IV as deemed necessary, to provide safe access along streets for residents.

**Justification**  
 Provide safe access for neighborhood residents

<b>Expenditures</b>	<b>FY 10</b>	<b>FY 11</b>	<b>FY 12</b>	<b>FY 13</b>	<b>FY 14</b>	<b>Total</b>
Design/Engineering	21,070					21,070
Construction	189,630					189,630
<b>Total</b>	<b>210,700</b>					<b>210,700</b>

<b>Funding Sources</b>	<b>FY 10</b>	<b>FY 11</b>	<b>FY 12</b>	<b>FY 13</b>	<b>FY 14</b>	<b>Total</b>
CDBG	210,700					210,700
<b>Total</b>	<b>210,700</b>					<b>210,700</b>

**Budget Impact/Other**  
 No operations and/or maintenance impact is planned for FY 2010.

# Capital Improvement Program

FY 10 *thru* FY 14

City of Laredo, Texas

**Department** Streets  
**Contact** Community Development Dire  
**Type** Improvement  
**Useful Life** 50  
**Category** Unassigned  
**Priority** 5 Desirable

**Project #** 09-STR-003  
**Project Name** Sidewalks District V

**CIP Section** Public Safety **Prior CIP #**  
**District(s)** V

**Total Project Cost:** \$210,700

**Description**  
 This activity entails the engineering, testing, and construction of sidewalks in District V as deemed necessary, to provide safe access along streets for residents.

**Justification**  
 Provide safe access for neighborhood residents.

<b>Expenditures</b>	<b>FY 10</b>	<b>FY 11</b>	<b>FY 12</b>	<b>FY 13</b>	<b>FY 14</b>	<b>Total</b>
Design/Engineering	21,070					21,070
Construction	189,630					189,630
<b>Total</b>	<b>210,700</b>					<b>210,700</b>

<b>Funding Sources</b>	<b>FY 10</b>	<b>FY 11</b>	<b>FY 12</b>	<b>FY 13</b>	<b>FY 14</b>	<b>Total</b>
CDBG	210,700					210,700
<b>Total</b>	<b>210,700</b>					<b>210,700</b>

**Budget Impact/Other**  
 No operations and/or maintenance impact is planned for FY 2010.

# Capital Improvement Program

FY 10 *thru* FY 14

City of Laredo, Texas

**Department** Streets  
**Contact** Community Development Dire  
**Type** Improvement  
**Useful Life** 50  
**Category** Unassigned  
**Priority** 5 Desirable

**Project #** 09-STR-004  
**Project Name** Sidewalk Project VII

**CIP Section** Public Safety **Prior CIP #**  
**District(s)** VII

**Total Project Cost:** \$210,700

**Description**  
 This activity entails the engineering, testing, and construction of sidewalks in District VII as deemed necessary, to provide safe access along streets for residents.

**Justification**  
 Provide safe access for neighborhood residents

<b>Expenditures</b>	<b>FY 10</b>	<b>FY 11</b>	<b>FY 12</b>	<b>FY 13</b>	<b>FY 14</b>	<b>Total</b>
Design/Engineering	21,070					21,070
Construction	189,630					189,630
<b>Total</b>	<b>210,700</b>					<b>210,700</b>

<b>Funding Sources</b>	<b>FY 10</b>	<b>FY 11</b>	<b>FY 12</b>	<b>FY 13</b>	<b>FY 14</b>	<b>Total</b>
CDBG	210,700					210,700
<b>Total</b>	<b>210,700</b>					<b>210,700</b>

**Budget Impact/Other**  
 No operations and/or maintenance impact is planned for FY 2010.

# Capital Improvement Program

FY 10 *thru* FY 14

City of Laredo, Texas

**Department** Parks  
**Contact** Parks Director  
**Type** Improvement  
**Useful Life** 25  
**Category** Unassigned  
**Priority** 5 Desirable

**Project #** 06-PARKS-024  
**Project Name** Heritage/San Jose Park

**CIP Section** Culture & Recreation      **Prior CIP #** 08-31-004  
**District(s)** 2

**Total Project Cost:** \$985,700

**Description**  
 Development of park in an area between San Jose & Heritage mobile home neighborhoods to include basketball courts, walking trail, open multi-purpose fields with irrigation system, landscaping, lighting and other amenities.

**Justification**

<b>Expenditures</b>	<b>FY 10</b>	<b>FY 11</b>	<b>FY 12</b>	<b>FY 13</b>	<b>FY 14</b>	<b>Total</b>
Acquisition	210,700					210,700
Design/Engineering		74,500				74,500
Construction		700,500				700,500
<b>Total</b>	<b>210,700</b>	<b>775,000</b>				<b>985,700</b>

<b>Funding Sources</b>	<b>FY 10</b>	<b>FY 11</b>	<b>FY 12</b>	<b>FY 13</b>	<b>FY 14</b>	<b>Total</b>
CDBG	210,700					210,700
Unfunded/Proposed CO		775,000				775,000
<b>Total</b>	<b>210,700</b>	<b>775,000</b>				<b>985,700</b>

**Budget Impact/Other**



# Capital Improvement Program

FY 10 *thru* FY 14

City of Laredo, Texas

**Department** Parks  
**Contact** Parks Director  
**Type** Improvement  
**Useful Life**  
**Category** Unassigned  
**Priority** 5 Desirable

**Project #** 07-PARKS-012  
**Project Name** River Hills Recreation Center

**CIP Section** Culture & Recreation      **Prior CIP #**  
**District(s)** 3

**Total Project Cost:** \$5,710,700

**Description**  
 Ph. I: Acquisition of land for the construction of a new recreation center in the River Hills area within District III.  
 Ph. II: Design and construction of recreational center.

**Justification**  
 Increase access to recreational facilities.

<b>Expenditures</b>	<b>FY 10</b>	<b>FY 11</b>	<b>FY 12</b>	<b>FY 13</b>	<b>FY 14</b>	<b>Total</b>
Acquisition	210,700					210,700
Design/Engineering		500,000				500,000
Construction		5,000,000				5,000,000
<b>Total</b>	<b>210,700</b>	<b>5,500,000</b>				<b>5,710,700</b>

<b>Funding Sources</b>	<b>FY 10</b>	<b>FY 11</b>	<b>FY 12</b>	<b>FY 13</b>	<b>FY 14</b>	<b>Total</b>
CDBG	210,700					210,700
Unfunded/Proposed CO		5,500,000				5,500,000
<b>Total</b>	<b>210,700</b>	<b>5,500,000</b>				<b>5,710,700</b>

**Budget Impact/Other**  
 No operations and/or maintenance impact is planned for FY 2010.

# Capital Improvement Program

FY 10 *thru* FY 14

**Department** Parks  
**Contact** Community Development Dire  
**Type** Improvement  
**Useful Life**  
**Category** Unassigned  
**Priority** 5 Desirable

## City of Laredo, Texas

**Project #** 09-PARKS-001  
**Project Name** Civic Center Soft Track

**CIP Section** Culture & Recreation      **Prior CIP #**  
**District(s)** 8

**Total Project Cost:** \$211,000

**Description**  
 This project consists of the installation of a soft track walking surface around the Civic Center grounds and other improvements as deemed necessary.

**Justification**  
 Provide recreational facilities that support health and wellness.

<b>Expenditures</b>	<b>FY 10</b>	<b>FY 11</b>	<b>FY 12</b>	<b>FY 13</b>	<b>FY 14</b>	<b>Total</b>
Construction	211,000					211,000
<b>Total</b>	<b>211,000</b>					<b>211,000</b>

<b>Funding Sources</b>	<b>FY 10</b>	<b>FY 11</b>	<b>FY 12</b>	<b>FY 13</b>	<b>FY 14</b>	<b>Total</b>
CDBG	211,000					211,000
<b>Total</b>	<b>211,000</b>					<b>211,000</b>

**Budget Impact/Other**  
 No operations and/or maintenance impact is planned for FY 2010.

# Capital Improvement Program

FY 10 *thru* FY 14

City of Laredo, Texas

**Department** Parks  
**Contact** Community Development Dire  
**Type** Improvement  
**Useful Life**  
**Category** Unassigned  
**Priority** 5 Desirable

**Project #** 09-PARKS-002  
**Project Name** Freddie Benavides Sports Complex Shade Structure

**CIP Section** Culture & Recreation      **Prior CIP #**  
**District(s)** 1

**Total Project Cost:** \$75,000

**Description**  
 This project consists of the purchase and installation of a shade structure over the baseball field bleachers and other improvements as deemed necessary.

**Justification**  
 Park enhancement.

<b>Expenditures</b>	<b>FY 10</b>	<b>FY 11</b>	<b>FY 12</b>	<b>FY 13</b>	<b>FY 14</b>	<b>Total</b>
Equipment	75,000					75,000
<b>Total</b>	<b>75,000</b>					<b>75,000</b>

<b>Funding Sources</b>	<b>FY 10</b>	<b>FY 11</b>	<b>FY 12</b>	<b>FY 13</b>	<b>FY 14</b>	<b>Total</b>
CDBG	75,000					75,000
<b>Total</b>	<b>75,000</b>					<b>75,000</b>

**Budget Impact/Other**  
 No operations and/or maintenance impact is planned for FY 2010.

# Capital Improvement Program

FY 10 *thru* FY 14

City of Laredo, Texas

**Department** Parks  
**Contact** Community Development Dire  
**Type** Improvement  
**Useful Life**  
**Category** Unassigned  
**Priority** 5 Desirable

**Project #** 09-PARKS-003  
**Project Name** George Washington Park Playscape Shade Structure

**CIP Section** Culture & Recreation      **Prior CIP #**  
**District(s)** 1

**Total Project Cost:** \$30,000

**Description**  
 This project consists of the purchase and installation of a shade structure over the Playscape and other improvements as deemed necessary.

**Justification**  
 Park Enhancement

<b>Expenditures</b>	<b>FY 10</b>	<b>FY 11</b>	<b>FY 12</b>	<b>FY 13</b>	<b>FY 14</b>	<b>Total</b>
Equipment	30,000					30,000
<b>Total</b>	<b>30,000</b>					<b>30,000</b>

<b>Funding Sources</b>	<b>FY 10</b>	<b>FY 11</b>	<b>FY 12</b>	<b>FY 13</b>	<b>FY 14</b>	<b>Total</b>
CDBG	30,000					30,000
<b>Total</b>	<b>30,000</b>					<b>30,000</b>

**Budget Impact/Other**  
 No operations and/or maintenance impact is planned for FY 2010.

# Capital Improvement Program

FY 10 *thru* FY 14

City of Laredo, Texas

**Department** Traffic  
**Contact** Traffic Director  
**Type** Improvement  
**Useful Life** 30  
**Category** Unassigned  
**Priority** 3 Essential

**Project #** 06-TRAF-009  
**Project Name** Traffic Signal - Loop 20 / Laredo Int'l Airport

**CIP Section** Transportation **Prior CIP #** 06-96-001  
**District(s)** 5

**Total Project Cost:** \$135,000

**Description**  
 Installation of Traffic Signal at Loop 20 at Laredo International Airport driveway across from the proposed Laredo Town Center development.

**Justification**  
 The new Laredo Town Center development is expected to warrant the installation of a traffic signal at this location and/or the traffic exiting the airport terminal.

Prior	Expenditures	FY 10	FY 11	FY 12	FY 13	FY 14	Total
75,000	Construction	60,000					60,000
<b>Total</b>	<b>Total</b>	60,000					60,000

Prior	Funding Sources	FY 10	FY 11	FY 12	FY 13	FY 14	Total
75,000	Airport Fund	60,000					60,000
<b>Total</b>	<b>Total</b>	60,000					60,000

**Budget Impact/Other**  
 There is an estimated increase in annual traffic signal maintenance cost of \$1,000 for the operation of this traffic signal.  
 Funding from Airport Fund is contingent on revenues projected from anticipated sale of land.

Budget Items	FY 10	FY 11	FY 12	FY 13	FY 14	Total
Materials & Supplies	1,000	1,000	1,000	1,000	1,000	5,000
<b>Total</b>	1,000	1,000	1,000	1,000	1,000	5,000

# Capital Improvement Program

FY 10 *thru* FY 14

Department Transit

City of Laredo, Texas

Contact

Project # 06-TST-001

Type Improvement

Project Name Bus Shelters

Useful Life

CIP Section Transportation

Prior CIP # 02-58-001

Category Unassigned

District(s) All

Priority 5 Desirable

Total Project Cost: \$175,000

**Description**  
 Construction of bus shelters to protect bus patrons from inclement weather conditions.

**Justification**  
 Weather conditions are extreme in the area.

Prior	Expenditures	FY 10	FY 11	FY 12	FY 13	FY 14	Total
50,000	Construction	25,000	25,000	25,000	25,000	25,000	125,000
<b>Total</b>	<b>Total</b>	25,000	25,000	25,000	25,000	25,000	125,000

Prior	Funding Sources	FY 10	FY 11	FY 12	FY 13	FY 14	Total
50,000	Transit Sales Tax	25,000	25,000	25,000	25,000	25,000	125,000
<b>Total</b>	<b>Total</b>	25,000	25,000	25,000	25,000	25,000	125,000

**Budget Impact/Other**  
 The cost will be budgeted at approximately \$25,000 every year to maintain existing shelters and new shelters based on established criteria.

Prior	Budget Items	FY 10	FY 11	FY 12	FY 13	FY 14	Total
50,000	Contractual Services	25,000	25,000	25,000	25,000		100,000
<b>Total</b>	<b>Total</b>	25,000	25,000	25,000	25,000		100,000

# Capital Improvement Program

FY 10 *thru* FY 14

**Department** Transit  
**Contact** GM/AGM  
**Type** Improvement  
**Useful Life**  
**Category** Unassigned  
**Priority** 5 Desirable

## City of Laredo, Texas

**Project #** 06-TST-003  
**Project Name** Transit Center Addition

**CIP Section** Transportation **Prior CIP #** 05-58-001  
**District(s)** All

**Total Project Cost:** \$4,600,000

**Description**  
 The Transit Center Addition will add an estimated 450 parking spaces to the current Parking Garage. The existing garage ramp will be used providing added parking spaces. Also, the current parking lot equipment can be used without modification. Feasibility and Environmental Assessment required.

**Justification**  
 The demand for downtown parking is increasing.

<b>Expenditures</b>	<b>FY 10</b>	<b>FY 11</b>	<b>FY 12</b>	<b>FY 13</b>	<b>FY 14</b>	<b>Total</b>
Acquisition		2,000,000				2,000,000
Design/Engineering	100,000					100,000
Construction			2,500,000			2,500,000
<b>Total</b>	<b>100,000</b>	<b>2,000,000</b>	<b>2,500,000</b>			<b>4,600,000</b>

<b>Funding Sources</b>	<b>FY 10</b>	<b>FY 11</b>	<b>FY 12</b>	<b>FY 13</b>	<b>FY 14</b>	<b>Total</b>
FTA	80,000	1,600,000	2,000,000			3,680,000
Transit Sales Tax	20,000	400,000	500,000			920,000
<b>Total</b>	<b>100,000</b>	<b>2,000,000</b>	<b>2,500,000</b>			<b>4,600,000</b>

**Budget Impact/Other**

# Capital Improvement Program

FY 10 *thru* FY 14

City of Laredo, Texas

**Department** Transit  
**Contact** GM/AGM  
**Type** Equipment  
**Useful Life**  
**Category** Unassigned  
**Priority** 3 Essential

**Project #** 08-TST-006  
**Project Name** Heavy Duty Buses and Paratransit Vans

**CIP Section** Transportation **Prior CIP #** NEW  
**District(s)** All

**Total Project Cost:** \$19,125,000

**Description**  
 Purchase fifty (50) Heavy Duty Buses and twenty-five (25) Paratransit vans to replace aging fleet.

**Justification**  
 Transit fleet needs to be replace due to exceeded useful life of twelve years and or 500,00 miles for buses and five years or 100,00 miles for vans.

Prior	Expenditures	FY 10	FY 11	FY 12	FY 13	FY 14	Total
10,375,000	Equipment	8,750,000					8,750,000
<b>Total</b>	<b>Total</b>	8,750,000					8,750,000

Prior	Funding Sources	FY 10	FY 11	FY 12	FY 13	FY 14	Total
10,375,000	FTA	7,000,000					7,000,000
<b>Total</b>	Transit Sales Tax	1,750,000					1,750,000
	<b>Total</b>	8,750,000					8,750,000

**Budget Impact/Other**



# Capital Improvement Program

FY 10 *thru* FY 14

City of Laredo, Texas

**Department** Transit  
**Contact** GM/AGM  
**Type** Improvement  
**Useful Life**  
**Category** Unassigned  
**Priority** 3 Essential

**Project #** 08-TST-008  
**Project Name** Sidewalks and Shelters under New Freedom Grant

**CIP Section** Transportation **Prior CIP #** NEW  
**District(s)** All

**Total Project Cost:** \$750,000

**Description**  
 To continue constructing sidewalks and shelters un-accessible for people with disabilities.

**Justification**  
 El Metro has non-ada accessible sidewalks and shelters.

<b>Expenditures</b>	<b>FY 10</b>	<b>FY 11</b>	<b>FY 12</b>	<b>FY 13</b>	<b>FY 14</b>	<b>Total</b>
Construction	750,000					750,000
<b>Total</b>	<b>750,000</b>					<b>750,000</b>

<b>Funding Sources</b>	<b>FY 10</b>	<b>FY 11</b>	<b>FY 12</b>	<b>FY 13</b>	<b>FY 14</b>	<b>Total</b>
FTA	600,000					600,000
Transit Sales Tax	150,000					150,000
<b>Total</b>	<b>750,000</b>					<b>750,000</b>

**Budget Impact/Other**

# Capital Improvement Program

FY 10 *thru* FY 14

Department Transit

## City of Laredo, Texas

Contact

**Project #** 08-TST-009  
**Project Name** Vans for JARC Grant

**Type** Improvement

**Useful Life**

**Category** Unassigned

**Priority** 5 Desirable

**CIP Section** Transportation

**Prior CIP #** NEW

**District(s)** All

**Total Project Cost:** \$525,000

### Description

To purchase fifteen (15) 18 passenger vans for the new JARC grant pending submission of proposal.

### Justification

The City currently has several major attractors/employment businesses that employees need transportation before and after fixed route schedule hours.

<b>Expenditures</b>	<b>FY 10</b>	<b>FY 11</b>	<b>FY 12</b>	<b>FY 13</b>	<b>FY 14</b>	<b>Total</b>
Equipment	525,000					525,000
<b>Total</b>	<b>525,000</b>					<b>525,000</b>

<b>Funding Sources</b>	<b>FY 10</b>	<b>FY 11</b>	<b>FY 12</b>	<b>FY 13</b>	<b>FY 14</b>	<b>Total</b>
FTA	420,000					420,000
Transit Sales Tax	105,000					105,000
<b>Total</b>	<b>525,000</b>					<b>525,000</b>

### Budget Impact/Other

**City of Laredo  
Capital Improvement Program  
2010-2014**

Amounts are in thousands.

	Prior Years	2010	2011	2012	2013	2014	Total
<b>General Government</b>	\$ 100	\$ -	\$ -	\$ -	\$ -	\$ -	\$ -
<b>Health &amp; Welfare</b>	100	-	-	-	-	-	\$ -
<b>Public Safety</b>	-	938	-	-	-	-	\$ 938
<b>Public Works</b>	1,645	-	-	-	-	-	\$ -
<b>Public Utilities</b>	2,700	-	-	-	-	-	\$ -
<b>Culture and Recreation</b>	3,088	737	6,275	-	-	-	\$ 7,012
<b>Transportation</b>	15,772	10,210	25	25	25	25	\$ 10,285
	<b>\$ 23,405</b>	<b>\$ 11,885</b>	<b>\$ 6,300</b>	<b>\$ 25</b>	<b>\$ 25</b>	<b>\$ 25</b>	<b>\$ 18,235</b>

General Government

ENVIRONMENTAL SERVICES	100	-	-	-	-	-	\$ -
Total General Government	100	-	-	-	-	-	\$ -

Health & Welfare

HEALTH	100	-	-	-	-	-	\$ -
Total Health & Welfare	100	-	-	-	-	-	\$ -

Public Safety

STREETS	-	938	-	-	-	-	\$ 938
Total Public Safety	-	938	-	-	-	-	\$ 938

Public Works

DRAINAGE	1,525	-	-	-	-	-	\$ -
STREETS	120	-	-	-	-	-	\$ -
Total Public Works	1,645	-	-	-	-	-	\$ -

Public Utilities

SOLID WASTE	900	-	-	-	-	-	\$ -
WATER	1,800	-	-	-	-	-	\$ -
Total Public Utilities	2,700	-	-	-	-	-	\$ -

Culture and Recreation

PARKS	3,088	737	6,275	-	-	-	\$ 7,012
Total Culture and Recreation	3,088	737	6,275	-	-	-	\$ 7,012

Transportation

BRIDGE	1,903	-	-	-	-	-	\$ -
TRANSIT	13,869	10,150	25	25	25	25	\$ 10,225
TRAFFIC	-	60	-	-	-	-	\$ 60
Total Transportation	15,772	10,210	25	25	25	25	\$ 10,285
Grand Total	<b>\$ 23,405</b>	<b>\$ 11,885</b>	<b>\$ 6,300</b>	<b>\$ 25</b>	<b>\$ 25</b>	<b>\$ 25</b>	<b>\$ 18,235</b>

Note: This CIP recap does not include projects funded 100% by Texas Department of Transportation or unfunded projects in FY2010.

**CITY OF LAREDO  
PROPOSED WAGE SCHEDULE  
EFFECTIVE 10/01/09**

	<b>Grd</b>	<b>Minimum</b>	<b>Midpoint</b>	<b>Maximum</b>	<b>Grd</b>	<b>Minimum</b>	<b>Midpoint</b>	<b>Maximum</b>
<b>HOURLY</b>	<b>R23</b>	8.10	10.93	13.76	<b>R36</b>	17.90	24.17	30.44
<b>BI-WEEKLY</b>		648.00	874.40	1,100.80		1,432.00	1,933.60	2,435.20
<b>MONTHLY</b>		1,404.00	1,894.53	2,385.07		3,102.67	4,189.47	5,276.27
<b>ANNUAL</b>		16,848.00	22,734.40	28,620.80		37,232.00	50,273.60	63,315.20
<b>HOURLY</b>	<b>R24</b>	8.50	11.48	14.45	<b>R37</b>	19.33	26.10	32.87
<b>BI-WEEKLY</b>		680.00	918.40	1,156.00		1,546.40	2,088.00	2,629.60
<b>MONTHLY</b>		1,473.33	1,989.87	2,504.67		3,350.53	4,524.00	5,697.47
<b>ANNUAL</b>		17,680.00	23,878.40	30,056.00		40,206.40	54,288.00	68,369.60
<b>HOURLY</b>	<b>R25</b>	8.92	12.04	15.16	<b>R38</b>	20.88	28.19	35.49
<b>BI-WEEKLY</b>		713.60	963.20	1,212.80		1,670.40	2,255.20	2,839.20
<b>MONTHLY</b>		1,546.13	2,086.93	2,627.73		3,619.20	4,886.27	6,151.60
<b>ANNUAL</b>		18,553.60	25,043.20	31,532.80		43,430.40	58,635.20	73,819.20
<b>HOURLY</b>	<b>R26</b>	9.36	12.64	15.91	<b>R39</b>	22.55	30.44	38.33
<b>BI-WEEKLY</b>		748.80	1,011.20	1,272.80		1,804.00	2,435.20	3,066.40
<b>MONTHLY</b>		1,622.40	2,190.93	2,757.73		3,908.67	5,276.27	6,643.87
<b>ANNUAL</b>		19,468.80	26,291.20	33,092.80		46,904.00	63,315.20	79,726.40
<b>HOURLY</b>	<b>R27</b>	9.93	13.41	16.88	<b>R40</b>	24.35	32.88	41.40
<b>BI-WEEKLY</b>		794.40	1,072.80	1,350.40		1,948.00	2,630.40	3,312.00
<b>MONTHLY</b>		1,721.20	2,324.40	2,925.87		4,220.67	5,699.20	7,176.00
<b>ANNUAL</b>		20,654.40	27,892.80	35,110.40		50,648.00	68,390.40	86,112.00
<b>HOURLY</b>	<b>R28</b>	10.53	14.21	17.89	<b>R41</b>	26.30	35.50	44.70
<b>BI-WEEKLY</b>		842.40	1,136.80	1,431.20		2,104.00	2,840.00	3,576.00
<b>MONTHLY</b>		1,825.20	2,463.07	3,100.93		4,558.67	6,153.33	7,748.00
<b>ANNUAL</b>		21,902.40	29,556.80	37,211.20		54,704.00	73,840.00	92,976.00
<b>HOURLY</b>	<b>R29</b>	11.15	15.06	18.96	<b>R42</b>	28.40	38.34	48.28
<b>BI-WEEKLY</b>		892.00	1,204.80	1,516.80		2,272.00	3,067.20	3,862.40
<b>MONTHLY</b>		1,932.67	2,610.40	3,286.40		4,922.67	6,645.60	8,368.53
<b>ANNUAL</b>		23,192.00	31,324.80	39,436.80		59,072.00	79,747.20	100,422.40
<b>HOURLY</b>	<b>R30</b>	11.82	15.97	20.11	<b>R43</b>	30.67	41.41	52.15
<b>BI-WEEKLY</b>		945.60	1,277.60	1,608.80		2,453.60	3,312.80	4,172.00
<b>MONTHLY</b>		2,048.80	2,768.13	3,485.73		5,316.13	7,177.73	9,039.33
<b>ANNUAL</b>		24,585.60	33,217.60	41,828.80		63,793.60	86,132.80	108,472.00
<b>HOURLY</b>	<b>R31</b>	12.65	17.08	21.51	<b>R44</b>	33.12	44.72	56.31
<b>BI-WEEKLY</b>		1,012.00	1,366.40	1,720.80		2,649.60	3,577.60	4,504.80
<b>MONTHLY</b>		2,192.67	2,960.53	3,728.40		5,740.80	7,751.47	9,760.40
<b>ANNUAL</b>		26,312.00	35,526.40	44,740.80		68,889.60	93,017.60	117,124.80
<b>HOURLY</b>	<b>R32</b>	13.53	18.27	23.01	<b>W44</b>	34.45	46.52	58.58
<b>BI-WEEKLY</b>		1,082.40	1,461.60	1,840.80		2,756.00	3,721.60	4,686.40
<b>MONTHLY</b>		2,345.20	3,166.80	3,988.40		5,971.33	8,063.47	10,153.87
<b>ANNUAL</b>		28,142.40	38,001.60	47,860.80		71,656.00	96,761.60	121,846.40
<b>HOURLY</b>	<b>R33</b>	14.48	19.55	24.62	<b>R45</b>	35.83	48.37	60.91
<b>BI-WEEKLY</b>		1,158.40	1,564.00	1,969.60		2,866.40	3,869.60	4,872.80
<b>MONTHLY</b>		2,509.87	3,388.67	4,267.47		6,210.53	8,384.13	10,557.73
<b>ANNUAL</b>		30,118.40	40,664.00	51,209.60		74,526.40	100,609.60	126,692.80
<b>HOURLY</b>	<b>R34</b>	15.49	20.92	26.34	<b>W45</b>	37.27	50.32	63.36
<b>BI-WEEKLY</b>		1,239.20	1,673.60	2,107.20		2,981.60	4,025.60	5,068.80
<b>MONTHLY</b>		2,684.93	3,626.13	4,565.60		6,460.13	8,722.13	10,982.40
<b>ANNUAL</b>		32,219.20	43,513.60	54,787.20		77,521.60	104,665.60	131,788.80
<b>HOURLY</b>	<b>R35</b>	16.57	22.37	28.17				
<b>BI-WEEKLY</b>		1,325.60	1,789.60	2,253.60				
<b>MONTHLY</b>		2,872.13	3,877.47	4,882.80				
<b>ANNUAL</b>		34,465.60	46,529.60	58,593.60				

**CITY OF LAREDO**  
**Full-Time Equivalent Position Listing**

Dept. Div.	Division Name	Position Title	Grade	Amended FY 06-07	Amended FY 07-08	Approved FY 08-09	Amended FY 08-09	Adopted FY 09-10
1100	Mayor & City Council	Council Member	65	8	8	8	8	8
1100	Mayor & City Council	Mayor	65	1	1	1	1	1
	<b>Mayor &amp; City Council Total</b>			<b>9</b>	<b>9</b>	<b>9</b>	<b>9</b>	<b>9</b>
1200	City Manager	City Manager	W50	1	1	1	1	1
1200	City Manager	Assistant City Manager	W45	2	2	2	2	2
1200	City Manager	Deputy City Manager	W45	1	1	1	1	1
1200	City Manager	Exec. Ass't. to the City Manager	R43	1	0	0	0	0
1200	City Manager	Administrative Assistant II	R35	2	1	2	2	2
1200	City Manager	Administrative Assistant I	R32	1	1	1	1	1
1200	City Manager	Executive Secretary	R32	3	2	2	2	2
1200	City Manager	Secretary	R27	1	0	0	0	0
1200	City Manager	Clerk II	R25	0	1	1	1	1
	<b>City Manager Total</b>			<b>12</b>	<b>9</b>	<b>10</b>	<b>10</b>	<b>10</b>
1210	Internal Audit	Internal Auditor	R41	1	1	1	1	1
1210	Internal Audit	Auditor II	R35	2	2	2	2	2
	<b>Internal Audit Total</b>			<b>3</b>	<b>3</b>	<b>3</b>	<b>3</b>	<b>3</b>
1215	Real Estate	Economic Development Director	R44	0	1	0	0	0
1215	Real Estate	Land Acquisition Manager	R38	1	0	0	0	0
1215	Real Estate	Noise Abatement Specialist	R35	0	1	0	0	0
1215	Real Estate	Administrative Assistant I	R32	1	1	0	0	0
1215	Real Estate	Land Acquisition Negotiator	R32	3	3	0	0	0
1215	Real Estate	Land Acquisition Examiner	R31	1	1	0	0	0
	<b>Real Estate Total</b>			<b>6</b>	<b>7</b>	<b>0</b>	<b>0</b>	<b>0</b>
1230	Pubic Information	Public Information Officer	R37	1	1	1	1	1
1230	Pubic Information	Administrative Assistant I	R32	1	1	1	1	1
	<b>Pubic Information Total</b>			<b>2</b>	<b>2</b>	<b>2</b>	<b>2</b>	<b>2</b>
1240	Customer Service	Customer Service Coordinator	R33	1	0	0	0	0
1240	Customer Service	Clerk III	R27	1	0	0	0	0
	<b>Customer Service Total</b>			<b>2</b>	<b>0</b>	<b>0</b>	<b>0</b>	<b>0</b>
1250	City Hall Maintenance	Bldg. Maintenance Supervisor	R32	0	0	1	1	1
1250	City Hall Maintenance	Custodian	R23	0	0	4	4	4
	<b>City Hall Maintenance Total</b>			<b>0</b>	<b>0</b>	<b>5</b>	<b>5</b>	<b>5</b>
1300	Budget	Budget Director	R43	1	1	0	0	0
1300	Budget	Budget Manager	R43	0	0	0	0	0
1300	Budget	Administrative Assistant II	R35	0	1	0	0	0
1300	Budget	Budget Analyst II	R35	2	2	0	0	0
1300	Budget	Budget Analyst I	R33	0	0	0	0	0
1300	Budget	Administrative Assistant I	R32	1	0	0	0	0
	<b>Budget Total</b>			<b>4</b>	<b>4</b>	<b>0</b>	<b>0</b>	<b>0</b>
1400	Municipal Court	Municipal Court Clerk	R43	1	1	1	1	1
1400	Municipal Court	Deputy Municipal Court Clerk II	R37	1	1	1	1	1
1400	Municipal Court	Deputy Municipal Court Clerk	R32	1	1	1	1	1
1400	Municipal Court	Municipal Court Bailiff	R32	0	0	0	1	1
1400	Municipal Court	Municipal Court Bailiff	R29	0	0	1	0	0
1400	Municipal Court	Assistant Court Clerk	R27	15	15	15	15	15
1400	Municipal Court	Custodian	R23	1	1	1	1	1
1400	Municipal Court	Municipal Court Judge	19	1	1	1	1	1
1400	Municipal Court	Substitute Judge (2@.25)	18	0.19	0.5	0.5	0.5	0.5
	<b>Municipal Court Total</b>			<b>20.19</b>	<b>20.5</b>	<b>21.5</b>	<b>21.5</b>	<b>21.5</b>
1510	Building Inspections	Building Official	R43	1	1	1	1	1
1510	Building Inspections	Building Services Dept. Dir.	R43	1	1	1	1	1
1510	Building Inspections	Public Right of Way Manager	R39	0	0	0	0	0

**CITY OF LAREDO**  
**Full-Time Equivalent Position Listing**

Dept. Div.	Division Name	Position Title	Grade	Amended FY 06-07	Amended FY 07-08	Approved FY 08-09	Amended FY 08-09	Adopted FY 09-10
1510	Building Inspections	Building Plans Examiner Supvr.	R36	0	1	1	1	1
1510	Building Inspections	Building Plans Examiner II	R35	3	1	1	1	1
1510	Building Inspections	Electrical Inspector II	R34	2	2	2	2	2
1510	Building Inspections	Plumbing Inspector II	R34	1	1	1	1	1
1510	Building Inspections	Senior Building Inspector	R34	1	1	1	1	1
1510	Building Inspections	Administrative Assistant I	R32	1	1	1	1	1
1510	Building Inspections	Building Inspector	R32	5	4	4	4	4
1510	Building Inspections	Building Plans Examiner I	R32	4	4	4	4	4
1510	Building Inspections	Electrical Inspector I	R32	1	1	1	1	1
1510	Building Inspections	Plumbing Inspector Assistant	R32	1	1	1	1	1
1510	Building Inspections	Plumbing Inspector I	R32	1	1	1	1	1
1510	Building Inspections	Geographic Inf. Systems Tech.	R31	0	0	0	0	0
1510	Building Inspections	Zoning Enforcement Officer I	R31	0	2	0	0	0
1510	Building Inspections	Administrative Secretary	R29	0	0	0	0	0
1510	Building Inspections	Clerk IV	R28	1	1	1	2	2
1510	Building Inspections	Clerk III	R27	1	1	1	0	0
1510	Building Inspections	Secretary	R27	1	1	1	1	1
1510	Building Inspections	Clerk II	R25	1	1	1	1	1
1510	Building Inspections	Clerk-Typist	R24	1	1	2	2	2
1510	Building Inspections	Custodian	R23	1	1	1	1	1
	<b>Building Inspections Total</b>			<b>28</b>	<b>28</b>	<b>27</b>	<b>27</b>	<b>27</b>
1515	Development Review Eng.	Engineering Associate II	R40	0	0	2	2	2
1515	Development Review Eng.	Environmental Engineer	R39	0	0	1	1	1
1515	Development Review Eng.	Engineering Technician	R33	0	0	1	1	1
1515	Development Review Eng.	Construction Inspector	R32	0	0	3	3	3
	<b>Development Review Eng. Total</b>			<b>0</b>	<b>0</b>	<b>7</b>	<b>7</b>	<b>7</b>
1520	Code Enforcement	Zoning Enforcement Supervisor	R34	0	0	1	1	1
1520	Code Enforcement	Zoning Enforcement Officer II	R32	0	0	1	1	1
1520	Code Enforcement	Zoning Enforcement Officer I	R31	0	0	5	5	5
	<b>Code Enforcement Total</b>			<b>0</b>	<b>0</b>	<b>7</b>	<b>7</b>	<b>7</b>
1530	Public Right of Way	Public Right of Way Manager	R39	0	0	1	1	1
1530	Public Right of Way	Street Cut Inspector	R32	0	0	2	2	2
	<b>Public Right of Way Total</b>			<b>0</b>	<b>0</b>	<b>3</b>	<b>3</b>	<b>3</b>
1535	Geographic Info System	Geographic Inf. Systems Analyst	R36	0	0	2	2	2
1535	Geographic Info System	Geographic Inf. System Tech.	R31	0	0	1	1	1
	<b>Geographic Info System Total</b>			<b>0</b>	<b>0</b>	<b>3</b>	<b>3</b>	<b>3</b>
1610	City Attorney	City Attorney	R45	1	1	1	1	1
1610	City Attorney	Assistant City Attorney III	R42	0	2	2	2	2
1610	City Attorney	First Assistant City Attorney	R42	1	0	0	0	0
1610	City Attorney	Assistant City Attorney II	R41	3	2	2	3	3
1610	City Attorney	Assistant City Attorney I	R40	1	2	2	1	1
1610	City Attorney	Senior Paralegal	R34	1	1	1	1	1
1610	City Attorney	Administrative Assistant I	R32	1	1	1	1	1
	<b>City Attorney Total</b>			<b>8</b>	<b>9</b>	<b>9</b>	<b>9</b>	<b>9</b>
1700	City Secretary	City Secretary	R43	1	1	1	1	1
1700	City Secretary	Micro Computer Specialist	R33	1	1	1	1	1
1700	City Secretary	Deputy City Secretary IV	R31	2	2	2	2	2
1700	City Secretary	Deputy City Secretary III	R29	1	1	1	1	1
	<b>City Secretary Total</b>			<b>5</b>	<b>5</b>	<b>5</b>	<b>5</b>	<b>5</b>
1730	City Hall Maintenance	Building Maintenance Supervisor	R32	1	1	0	0	0
1730	City Hall Maintenance	Custodian	R23	4	4	0	0	0
	<b>City Hall Maintenance Total</b>			<b>5</b>	<b>5</b>	<b>0</b>	<b>0</b>	<b>0</b>

**CITY OF LAREDO**  
**Full-Time Equivalent Position Listing**

Dept. Div.	Division Name	Position Title	Grade	Amended FY 06-07	Amended FY 07-08	Approved FY 08-09	Amended FY 08-09	Adopted FY 09-10
1810	Tax	Tax Assessor/Collector	R43	1	1	1	1	1
1810	Tax	Assistant Tax Collector	R40	1	1	1	1	1
1810	Tax	Property Tax Supervisor	R37	1	1	1	1	1
1810	Tax	Administrative Assistant II	R35	1	1	1	1	1
1810	Tax	Revenue Collection Officer	R35	0	0	0	1	1
1810	Tax	Revenue Collection Supervisor	R35	1	1	1	0	0
1810	Tax	Teller Supervisor	R33	1	1	1	1	1
1810	Tax	Administrative Assistant I	R32	1	1	1	1	1
1810	Tax	Customer Svc. Representative II	R31	3	3	3	2	2
1810	Tax	Teller II	R29	3	3	3	3	3
1810	Tax	Customer Svc. Representative	R28	2	2	2	2	2
1810	Tax	Teller I	R27	3	3	2	3	3
	<b>Tax Total</b>			<b>18</b>	<b>18</b>	<b>17</b>	<b>17</b>	<b>17</b>
1910	Accounting	Financial Services Director	R43	0.6	1	1	1	1
1910	Accounting	Ass't Financial Svcs Director	R41	1	1	1	1	1
1910	Accounting	Chief Accountant	R40	1	1	1	1	1
1910	Accounting	Accounting Supervisor	R39	3	3	3	3	3
1910	Accounting	Accountant III	R37	1	0	0	0	0
1910	Accounting	Accountant II	R35	1	0	0	0	0
1910	Accounting	Revenue Collection Officer	R35	1	1	1	1	1
1910	Accounting	Accountant I	R33	3	5	5	5	5
1910	Accounting	Administrative Secretary	R29	1	1	1	1	1
1910	Accounting	Senior Accounting Technician	R29	2	2	2	2	2
1910	Accounting	Clerk III	R27	2	2	2	2	2
	<b>Accounting Total</b>			<b>16.6</b>	<b>17</b>	<b>17</b>	<b>17</b>	<b>17</b>
1920	Purchasing	Financial Services Director	R43	0.2	0	0	0	0
1920	Purchasing	Purchasing Agent	R40	1	1	1	1	1
1920	Purchasing	Administrative Assistant II	R35	1	1	1	2	2
1920	Purchasing	Senior Buyer	R34	1	1	1	1	1
1920	Purchasing	Buyer II	R31	2	2	2	1	1
1920	Purchasing	Buyer I	R29	1	1	1	1	1
	<b>Purchasing Total</b>			<b>6.2</b>	<b>6</b>	<b>6</b>	<b>6</b>	<b>6</b>
1930	Payroll	Payroll Manager	R39	1	1	1	1	1
1930	Payroll	Payroll Specialist	R33	1	2	2	2	2
1930	Payroll	Clerk III	R27	1	0	0	0	0
	<b>Payroll Total</b>			<b>3</b>	<b>3</b>	<b>3</b>	<b>3</b>	<b>3</b>
1960	Accounts Payable	Financial Services Director	R43	0.2	0	0	0	0
1960	Accounts Payable	Accounts Payable Supervisor	R36	1	1	1	1	1
1960	Accounts Payable	Clerk IV	R28	3	3	3	3	3
1960	Accounts Payable	Clerk III	R27	1	1	1	1	1
1960	Accounts Payable	Clerk II	R25	1	1	1	1	1
	<b>Accounts Payable Total</b>			<b>6.2</b>	<b>6</b>	<b>6</b>	<b>6</b>	<b>6</b>
1980	Budget	Budget Manager	R43	0	0	1	1	1
1980	Budget	Administrative Assistant II	R35	0	0	1	1	1
1980	Budget	Budget Analyst II	R35	0	0	2	2	2
	<b>Budget Total</b>			<b>0</b>	<b>0</b>	<b>4</b>	<b>4</b>	<b>4</b>
2010	Personnel	Human Resources Director	R43	0.75	1	1	1	1
2010	Personnel	Human Resources Officer	R41	0.5	1	1	1	1
2010	Personnel	Administrative Assistant I	R32	1	1	1	1	1
2010	Personnel	Human Resources Assistant III	R32	1	1	1	1	1
2010	Personnel	Human Resources Assistant II	R30	3	2	2	2	2

**CITY OF LAREDO**  
**Full-Time Equivalent Position Listing**

Dept. Div.	Division Name	Position Title	Grade	Amended FY 06-07	Amended FY 07-08	Approved FY 08-09	Amended FY 08-09	Adopted FY 09-10
2010	Personnel	Human Resources Assistant I	R28	2	1	1	1	1
2010	Personnel	Clerk I	R23	1	1	1	1	1
	<b>Personnel Total</b>			<b>9.25</b>	<b>8</b>	<b>8</b>	<b>8</b>	<b>8</b>
2015	Civil Service	Human Resources Supervisor	R39	0.5	1	1	1	1
2015	Civil Service	Human Resources Assistant II	R30	0.5	1	1	1	1
	<b>Civil Service Total</b>			<b>1</b>	<b>2</b>	<b>2</b>	<b>2</b>	<b>2</b>
2025	Training	Human Resources Officer	R41	1	1	1	1	1
2025	Training	Human Resources Assistant II	R30	0	2	2	2	2
2025	Training	Administrative Intern (2@.35 & 1@.34)	R29	1.04	1.04	1.04	1.04	1.04
2025	Training	Human Resources Assistant I	R28	0	0	0	0	0
2025	Training	Custodian (PT without Benefits)	R23	0.5	0.5	0.5	0.5	0.5
2025	Training	Clerk Coop (6@.25 & 1@.28)	R20	1.78	1.78	1.78	1.78	1.78
2025	Training	Playground Coop (6@.25 & 1@.28)	R20	1.78	1.78	1.78	1.78	1.78
	<b>Training Total</b>			<b>6.1</b>	<b>8.1</b>	<b>8.1</b>	<b>8.1</b>	<b>8.1</b>
2035	Self Insurance	Human Resources Director	R43	0.25	0	0	0	0
2035	Self Insurance	Human Resources Officer	R41	0.5	0	0	0	0
2035	Self Insurance	Human Resources Supervisor	R39	0.5	0	0	0	0
2035	Self Insurance	Human Resources Assistant II	R30	0.5	0	1	1	1
	<b>Self Insurance Total</b>			<b>1.75</b>	<b>0</b>	<b>1</b>	<b>1</b>	<b>1</b>
2060	Risk Management	Risk Manager	R41	0	0	1	1	1
2060	Risk Management	Safety & Loss Control Spec. II	R34	0	0	2	3	3
2060	Risk Management	Administrative Assistant I	R32	0	0	1	1	1
2060	Risk Management	Safety & Loss Control Spec. I	R32	0	0	1	0	0
2060	Risk Management	Senior Claims Analyst	R32	0	0	1	1	1
2060	Risk Management	Personnel Assistant I	R28	0	0	1	1	1
2060	Risk Management	Clerk I	R23	0	0	1	1	1
	<b>Risk Management Total</b>			<b>0</b>	<b>0</b>	<b>8</b>	<b>8</b>	<b>8</b>
2062	Employee Hlth & Wellness	Employee Health Nurse	R40	0	0	1	1	1
2062	Employee Hlth & Wellness	Registered Nurse II	R38	0	0	1	1	1
2062	Employee Hlth & Wellness	Licensed Vocational Nurse II	R31	0	0	1	2	2
2062	Employee Hlth & Wellness	Licensed Vocational Nurse I	R29	0	0	0	0	0
2062	Employee Hlth & Wellness	Clerk III	R27	0	0	1	1	1
2062	Employee Hlth & Wellness	Clerk II	R25	0	0	1	0	0
	<b>Employee Hlth &amp; Wellness Total</b>			<b>0</b>	<b>0</b>	<b>5</b>	<b>5</b>	<b>5</b>
2110	Planning & Zoning	Planning Director	R45	1	1	1	1	1
2110	Planning & Zoning	Planner III-Current	R39	1	1	1	1	1
2110	Planning & Zoning	Geographic Info. System Analyst	R36	1	1	0	0	0
2110	Planning & Zoning	Planner II	R36	4	5	5	5	5
2110	Planning & Zoning	Planner I	R34	2	1	1	1	1
2110	Planning & Zoning	Zoning Enforcement Supervisor	R34	1	1	0	0	0
2110	Planning & Zoning	Data/Mapping Coordinator	R33	1	1	1	1	1
2110	Planning & Zoning	Administrative Assistant I	R32	1	1	1	1	1
2110	Planning & Zoning	Zoning Enforcement Officer II	R32	1	1	0	0	0
2110	Planning & Zoning	Zoning Enforcement Officer I	R31	3	3	0	0	0
2110	Planning & Zoning	Administrative Secretary	R29	1	1	1	1	1
2110	Planning & Zoning	Drafting Technician	R29	2	2	2	2	2
2110	Planning & Zoning	Clerk IV	R28	1	1	1	1	1
	<b>Planning &amp; Zoning Total</b>			<b>20</b>	<b>20</b>	<b>14</b>	<b>14</b>	<b>14</b>
2112	Section 112	Planner I	R34	1	1	0	0	0
	<b>Section 112 Total</b>			<b>1</b>	<b>1</b>	<b>0</b>	<b>0</b>	<b>0</b>
2210	Administration	City Engineer	R45	1	1	1	1	1
2210	Administration	Assistant City Engineer (PE)	R42	1	1	1	1	1



**CITY OF LAREDO**  
**Full-Time Equivalent Position Listing**

Dept. Div.	Division Name	Position Title	Grade	Amended FY 06-07	Amended FY 07-08	Approved FY 08-09	Amended FY 08-09	Adopted FY 09-10
2210	Administration	Administrative Secretary	R29	1	1	1	1	1
2210	Administration	Clerk II	R25	2	2	2	2	2
2210	Administration	Clerk-Typist	R24	1	1	1	1	1
	<b>Administration Total</b>			<b>6</b>	<b>6</b>	<b>6</b>	<b>6</b>	<b>6</b>
2220	Design & Surveying	Civil Engineer II (PE)	R42	2	2	2	2	2
2220	Design & Surveying	Engineering Associate II	R40	1	2	1	1	1
2220	Design & Surveying	City Surveyor	R39	1	1	0	0	0
2220	Design & Surveying	Engineering Associate I	R38	3	4	4	4	4
2220	Design & Surveying	Engineering Technician	R33	1	1	1	1	1
2220	Design & Surveying	Engineering Assistant	R32	1	1	1	1	1
2220	Design & Surveying	Drafting Technician	R29	2	2	2	2	2
2220	Design & Surveying	Survey Party Chief	R29	3	3	3	3	3
2220	Design & Surveying	Instrument Technician	R25	3	3	3	3	3
2220	Design & Surveying	Rod/Chain Survey Worker	R24	3	3	3	3	3
	<b>Design &amp; Surveying Total</b>			<b>20</b>	<b>22</b>	<b>20</b>	<b>20</b>	<b>20</b>
2230	Construction Inspection	Public Right of Way Manager	R39	0	1	0	0	0
2230	Construction Inspection	Senior Construction Inspector	R34	1	1	1	1	1
2230	Construction Inspection	Street Cut Inspection Supervisor	R34	1	0	0	0	0
2230	Construction Inspection	Construction Inspector	R32	6	6	6	6	6
2230	Construction Inspection	Street Cut Inspector	R32	2	2	0	0	0
2230	Construction Inspection	Clerk-Typist	R24	2	2	1	1	1
	<b>Construction Inspection Total</b>			<b>12</b>	<b>12</b>	<b>8</b>	<b>8</b>	<b>8</b>
2305	Universal Hiring	Patrol Officer / Cadet	71	9	0	0	0	0
	<b>Universal Hiring Total</b>			<b>9</b>	<b>0</b>	<b>0</b>	<b>0</b>	<b>0</b>
2310	Administration	Patrol Officer / Cadet	71	7	7	7	6	6
2310	Administration	Police Investigator	72	3	3	3	5	5
2310	Administration	Police Sergeant	73	1	1	1	2	2
2310	Administration	Police Lieutenants	74	0	0	0	1	1
2310	Administration	Police Captains	75	0	0	0	0	0
2310	Administration	Custodian	R23	5	5	5	5	5
2310	Administration	Clerk III	R27	3	3	3	3	3
2310	Administration	Secretary	R27	1	1	1	1	1
2310	Administration	Building Maintenance Mechanic	R28	1	0	0	0	0
2310	Administration	Clerk IV	R28	1	1	1	1	1
2310	Administration	Crime Prevention Specialist	R28	1	1	1	1	1
2310	Administration	Administrative Secretary	R29	3	3	3	3	3
2310	Administration	Building Maintenance Supervisor	R32	0	1	1	1	1
2310	Administration	Personnel Assistant III	R32	2	2	2	2	2
2310	Administration	Administrative Assistant II	R35	3	3	3	3	3
2310	Administration	Finance/Personnel Supervisor	R35	1	1	1	1	1
2310	Administration	Administrative Planner	R41	1	1	1	1	1
2310	Administration	Deputy Police Chief	R41	2	2	2	2	2
2310	Administration	Assistant Police Chief	R42	2	2	2	2	2
2310	Administration	Police Chief	R45	1	1	1	1	1
	<b>Administration Total</b>			<b>38</b>	<b>38</b>	<b>38</b>	<b>41</b>	<b>41</b>
2312	Auto Theft Grant	Police Investigator	72	4	4	4	4	4
2312	Auto Theft Grant	Police Sergeant	73	1	1	1	1	1
	<b>Auto Theft Grant Total</b>			<b>5</b>	<b>5</b>	<b>5</b>	<b>5</b>	<b>5</b>
2315	Cops in School SRO	Patrol Officer / Cadet	71	2	0	0	0	0
	<b>Cops in School SRO Total</b>			<b>2</b>	<b>0</b>	<b>0</b>	<b>0</b>	<b>0</b>
2320	Records	Patrol Officer / Cadet	71	4	4	4	5	5
2320	Records	Police Sergeant	73	2	1	1	1	1

**CITY OF LAREDO**  
**Full-Time Equivalent Position Listing**

Dept. Div.	Division Name	Position Title	Grade	Amended FY 06-07	Amended FY 07-08	Approved FY 08-09	Amended FY 08-09	Adopted FY 09-10
2320	Records	Custodian	R23	0	0	0	0	0
2320	Records	Clerk III	R27	12	12	12	12	12
2320	Records	Secretary	R27	0	0	0	0	0
2320	Records	Building Maintenance Mechanic	R28	0	0	0	0	0
2320	Records	Clerk IV	R28	0	0	0	0	0
2320	Records	Crime Prevention Specialist	R28	0	0	0	0	0
2320	Records	Evidence Technician	R28	2	2	2	2	2
2320	Records	Administrative Secretary	R29	0	0	0	0	0
2320	Records	Fingerprint Technician	R29	0	0	0	0	0
2320	Records	Records Supervisor	R29	1	0	0	0	0
2320	Records	Personnel Assistant III	R32	0	0	0	0	0
2320	Records	Records Supervisor	R32	0	1	1	1	1
2320	Records	Administrative Assistant II	R35	0	0	0	0	0
2320	Records	Finance/Personnel Supervisor	R35	0	0	0	0	0
2320	Records	Senior Programmer Analyst	R37	0	0	0	0	0
2320	Records	Administrative Planner	R41	0	0	0	0	0
	<b>Records Total</b>			<b>21</b>	<b>20</b>	<b>20</b>	<b>21</b>	<b>21</b>
2322	ATTF In-Kind	Patrol Officer / Cadet	71	2	2	2	0	0
2322	ATTF In-Kind	Police Investigator	72	2	2	2	2	2
	<b>ATTF In-Kind Total</b>			<b>4</b>	<b>4</b>	<b>4</b>	<b>2</b>	<b>2</b>
2323	Sp. Police / VAWA	Police Investigator	72	2	0	0	0	0
	<b>Sp. Police / VAWA Total</b>			<b>2</b>	<b>0</b>	<b>0</b>	<b>0</b>	<b>0</b>
2325	Detective	Police Investigator	72	43	45	45	42	42
2325	Detective	Police Sergeant	73	6	6	6	6	6
2325	Detective	Police Lieutenants	74	1	1	1	2	2
2325	Detective	Police Captains	75	1	1	1	1	1
2325	Detective	Clerk III	R27	1	1	1	1	1
	<b>Detective Total</b>			<b>52</b>	<b>54</b>	<b>54</b>	<b>52</b>	<b>52</b>
2328	S.R.O.	Patrol Officer / Cadet	71	12	12	12	12	12
2328	S.R.O.	Police Sergeant	73	1	1	1	1	1
	<b>S.R.O. Total</b>			<b>13</b>	<b>13</b>	<b>13</b>	<b>13</b>	<b>13</b>
2330	Sp. Police / LLEBG	Clerk III	R27	0	0	0	0	0
2330	Sp. Police / LLEBG	Administrative Secretary	R29	0	0	0	0	0
2330	Sp. Police / LLEBG	Administrative Assistant II	R35	0	0	0	0	0
	<b>Sp. Police / LLEBG Total</b>			<b>0</b>	<b>0</b>	<b>0</b>	<b>0</b>	<b>0</b>
2335	Narcotics Pipeline K9	Patrol Officer / Cadet	71	15	17	17	18	18
2335	Narcotics Pipeline K9	Police Investigator	72	8	7	7	7	7
2335	Narcotics Pipeline K9	Police Sergeant	73	5	5	5	6	6
	<b>Narcotics Pipeline K9 Total</b>			<b>28</b>	<b>29</b>	<b>29</b>	<b>31</b>	<b>31</b>
2341	911 Communications	Patrol Officer / Cadet	71	2	3	3	3	3
2341	911 Communications	Police Sergeant	73	1	1	1	1	1
2341	911 Communications	911 Operator	R29	3	3	3	3	3
2341	911 Communications	Communications Technicians	R31	24	28	28	29	29
2341	911 Communications	Telecommunicators	R32	8	4	4	3	3
2341	911 Communications	Communications Tech. Supervisor	R33	4	4	4	4	4
2341	911 Communications	Communication Training Admin.	R34	1	1	1	1	1
2341	911 Communications	Asst. Communications Manager	R35	1	1	1	1	1
2341	911 Communications	Communications Manager	R37	1	1	1	1	1
2341	911 Communications	Senior Programmer / Analyst	R37	1	1	1	1	1
	<b>911 Communications Total</b>			<b>46</b>	<b>47</b>	<b>47</b>	<b>47</b>	<b>47</b>
2344	SRO	Patrol Officer / Cadet	71	10	10	10	10	5
	<b>SRO Total</b>			<b>10</b>	<b>10</b>	<b>10</b>	<b>10</b>	<b>5</b>

**CITY OF LAREDO**  
**Full-Time Equivalent Position Listing**

Dept. Div.	Division Name	Position Title	Grade	Amended FY 06-07	Amended FY 07-08	Approved FY 08-09	Amended FY 08-09	Adopted FY 09-10
2347	Universal Hiring Cops	Patrol Officer / Cadet	71	15	1	0	0	0
	<b>Universal Hiring Cops Total</b>			<b>15</b>	<b>1</b>	<b>0</b>	<b>0</b>	<b>0</b>
2365	Criminal Int. Acquisition	Patrol Officer / Cadet	71	3	3	3	2	2
2365	Criminal Int. Acquisition	Police Investigator	72	3	3	3	1	1
2365	Criminal Int. Acquisition	Police Sergeant	73	1	0	0	0	0
2365	Criminal Int. Acquisition	Administrative Assistant II	R35	1	1	1	1	1
	<b>Criminal Int. Acquisition Total</b>			<b>8</b>	<b>7</b>	<b>7</b>	<b>4</b>	<b>4</b>
2366	Patrol	Patrol Officer / Cadet	71	201	246	264	250	255
2366	Patrol	Police Investigator	72	12	13	13	16	16
2366	Patrol	Police Sergeant	73	19	21	21	29	29
2366	Patrol	Police Lieutenants	74	11	11	11	15	15
2366	Patrol	Police Captains	75	3	3	3	3	3
2366	Patrol	Fingerprint Technician	R29	1	1	1	1	1
	<b>Patrol Total</b>			<b>247</b>	<b>295</b>	<b>313</b>	<b>314</b>	<b>319</b>
2368	Financial Grant	Patrol Officer / Cadet	71	0	0	0	0	0
2368	Financial Grant	Police Investigator	72	2	2	2	3	3
2368	Financial Grant	Police Sergeant	73	1	1	1	0	0
2368	Financial Grant	Administrative Assistant II	R35	1	1	1	1	1
	<b>Financial Grant Total</b>			<b>4</b>	<b>4</b>	<b>4</b>	<b>4</b>	<b>4</b>
2410	Fire	Fire Chief	R45	1	1	1	1	1
2410	Fire	Assistant Fire Chief	109	1	1	1	1	1
2410	Fire	Deputy Fire Chief	108	2	2	2	2	2
2410	Fire	Fire District Chief	107	10	10	10	10	10
2410	Fire	Fire Captains	106	51	51	51	51	51
2410	Fire	Fire Driver	105	52	52	52	52	52
2410	Fire	Fire Assistant Driver	104	51	51	51	51	51
2410	Fire	Firefighter/Cadet	103	61	61	68	60	60
	<b>Fire Total</b>			<b>229</b>	<b>229</b>	<b>236</b>	<b>228</b>	<b>228</b>
2415	EMS	Deputy Fire Chief	108	1	1	1	1	1
2415	EMS	Fire District Chief	107	1	1	1	2	2
2415	EMS	Fire Captains	106	10	10	10	10	10
2415	EMS	Fire Driver	105	1	1	1	1	1
2415	EMS	Firefighter/Cadet	103	62	64	64	71	71
	<b>EMS Total</b>			<b>75</b>	<b>77</b>	<b>77</b>	<b>85</b>	<b>85</b>
2420	Civilians	Senior Programmer Analyst	R37	1	1	1	1	1
2420	Civilians	Emergency Vehicle Maint. Supvr	R36	1	1	1	1	1
2420	Civilians	Administrative Assistant II	R35	2	2	2	2	2
2420	Civilians	Diesel Mechanic	R32	1	1	1	1	1
2420	Civilians	Personnel Assistant II	R30	1	1	1	1	1
2420	Civilians	Automotive Mechanic	R29	1	1	2	2	2
2420	Civilians	Personnel Assistant I	R28	2	2	2	2	2
	<b>Civilians Total</b>			<b>9</b>	<b>9</b>	<b>10</b>	<b>10</b>	<b>10</b>
2425	Prevention & Arson	Fire Marshal	108	1	1	1	1	1
2425	Prevention & Arson	Fire District Chief	107	1	1	1	1	1
2425	Prevention & Arson	Fire Captains	106	3	3	3	3	3
2425	Prevention & Arson	Fire Driver	105	2	2	2	2	2
2425	Prevention & Arson	Fire Assistant Driver	104	3	3	3	3	3
2425	Prevention & Arson	Firefighter/Cadet	103	4	4	4	4	4
	<b>Prevention &amp; Arson Total</b>			<b>14</b>	<b>14</b>	<b>14</b>	<b>14</b>	<b>14</b>
2430	Airport	Fire Captains	106	3	3	3	3	3
2430	Airport	Fire Driver	105	3	3	3	3	3
2430	Airport	Firefighter/Cadet	103	3	3	3	3	3

**CITY OF LAREDO**  
**Full-Time Equivalent Position Listing**

Dept. Div.	Division Name	Position Title	Grade	Amended FY 06-07	Amended FY 07-08	Approved FY 08-09	Amended FY 08-09	Adopted FY 09-10
	<b>Airport Total</b>			<b>9</b>	<b>9</b>	<b>9</b>	<b>9</b>	<b>9</b>
2435	Training In House	Fire District Chief	107	1	1	1	1	1
2435	Training In House	Fire Captains	106	2	2	2	2	2
	<b>Training In House Total</b>			<b>3</b>	<b>3</b>	<b>3</b>	<b>3</b>	<b>3</b>
2440	Training	Fire District Chief	107	1	1	1	1	1
2440	Training	Fire Captains	106	1	1	1	1	1
2440	Training	Firefighter/Cadet	103	1	1	1	1	1
	<b>Training Total</b>			<b>3</b>	<b>3</b>	<b>3</b>	<b>3</b>	<b>3</b>
2486	Safer Grant	Firefighter/Cadet	103	0	15	15	15	15
	<b>Safer Grant Total</b>			<b>0</b>	<b>15</b>	<b>15</b>	<b>15</b>	<b>15</b>
2510	Administration	Solid Waste Director	R43	1	1	0	0	0
2510	Administration	Solid Waste Manager	R43	0	0	1	1	1
2510	Administration	Administrative Assistant II	R35	2	2	2	2	2
2510	Administration	Secretary	R27	1	1	1	1	1
2510	Administration	Clerk I	R23	1	0	0	0	0
2510	Administration	Custodian	R23	1	1	1	1	1
	<b>Administration Total</b>			<b>6</b>	<b>5</b>	<b>5</b>	<b>5</b>	<b>5</b>
2515	Recycling	Recycling Program Coordinator	R36	1	1	1	1	1
2515	Recycling	Heavy Truck Driver III	R28	0	1	1	1	1
2515	Recycling	Heavy Equipment Operator	R27	0	1	1	1	1
2515	Recycling	Heavy Truck Driver II	R27	7	5	5	5	4
2515	Recycling	Refuse Collector	R24	16	16	16	16	15
	<b>Recycling Total</b>			<b>24</b>	<b>24</b>	<b>24</b>	<b>24</b>	<b>22</b>
2545	Creek Cleaning	Creek Maintenance Supervisor	R32	1	1	1	1	0
2545	Creek Cleaning	Creek Maintenance Crew Leader	R27	1	1	1	1	0
2545	Creek Cleaning	Heavy Equipment Operator	R27	5	5	5	5	0
2545	Creek Cleaning	Heavy Truck Driver	R26	3	3	3	3	0
2545	Creek Cleaning	Light Equipment Operator	R25	0	0	0	0	0
2545	Creek Cleaning	Laborer	R23	14	14	14	14	0
	<b>Creek Cleaning Total</b>			<b>24</b>	<b>24</b>	<b>24</b>	<b>24</b>	<b>0</b>
2550	Sanitation	Sanitation Superintendent	R37	1	1	1	1	1
2550	Sanitation	Administrative Assistant I	R32	1	1	1	1	1
2550	Sanitation	Safety Specialist I	R32	0	0	0	1	0
2550	Sanitation	Sanitation Supervisor	R32	5	5	5	5	5
2550	Sanitation	Customer Service Representative	R28	1	1	1	1	1
2550	Sanitation	Heavy Truck Driver III	R28	25	28	28	28	27
2550	Sanitation	Special Refuse Collector	R28	1	1	1	1	1
2550	Sanitation	Heavy Equipment Operator	R27	3	5	5	5	5
2550	Sanitation	Heavy Truck Driver II	R27	16	13	13	13	10
2550	Sanitation	Sanitation Crew Leader	R27	0	0	0	0	0
2550	Sanitation	Heavy Truck Driver	R26	2	0	0	0	0
2550	Sanitation	Refuse Collector	R24	35	35	35	34	34
2550	Sanitation	Clerk I	R23	2	2	2	2	1
2550	Sanitation	Laborer	R23	1	1	1	1	1
	<b>Sanitation Total</b>			<b>93</b>	<b>93</b>	<b>93</b>	<b>93</b>	<b>87</b>
2560	Landfill	Landfill Superintendent	R37	1	1	1	1	1
2560	Landfill	Recycling Program Coordinator	R36	0	0	0	0	0
2560	Landfill	Landfill Supervisor	R32	3	3	3	3	2
2560	Landfill	Heavy Equipment Operator II	R29	0	0	0	8	6
2560	Landfill	Heavy Equipment Operator	R27	9	9	9	1	1
2560	Landfill	Sanitation Crew Leader	R27	1	1	1	1	1
2560	Landfill	Clerk II	R25	3	3	3	3	2

**CITY OF LAREDO**  
**Full-Time Equivalent Position Listing**

Dept. Div.	Division Name	Position Title	Grade	Amended FY 06-07	Amended FY 07-08	Approved FY 08-09	Amended FY 08-09	Adopted FY 09-10
2560	Landfill	Landfill Spotter	R24	2	2	2	2	2
2560	Landfill	Laborer	R23	3	3	3	3	3
	<b>Landfill Total</b>			<b>22</b>	<b>22</b>	<b>22</b>	<b>22</b>	<b>18</b>
2610	Traffic	Traffic Director	R43	0.5	1	0	0	0
2610	Traffic	Traffic Manager	R43	0	0	1	1	1
2610	Traffic	Traffic Op/Utility Coord. Mgr.	R41	1	1	1	1	1
2610	Traffic	Administrative Secretary	R29	1	1	1	1	1
2610	Traffic	Warehouse Supervisor	R29	1	1	1	1	1
2610	Traffic	Clerk IV	R28	1	1	1	1	1
2610	Traffic	Custodian	R23	1	1	1	1	1
	<b>Traffic Total</b>			<b>5.5</b>	<b>6</b>	<b>6</b>	<b>6</b>	<b>6</b>
2611	Engineering	Engineering Associate II	R40	1.75	2	2	2	2
2611	Engineering	Engineering Technician II	R36	2	2	2	2	2
2611	Engineering	Construction Inspector	R32	1	1	1	1	1
2611	Engineering	Engineering Assistant	R32	1	1	1	1	1
	<b>Engineering Total</b>			<b>5.75</b>	<b>6</b>	<b>6</b>	<b>6</b>	<b>6</b>
2613	Signals	Traffic Signal, Signs, & Mark Supt.	R37	0.34	1	1	1	1
2613	Signals	Traffic Signal Supervisor	R34	1	1	1	1	1
2613	Signals	Traffic Signal Specialist	R33	1	1	1	1	1
2613	Signals	Traffic Signal Technician I	R29	4	5	5	5	5
	<b>Signals Total</b>			<b>6.34</b>	<b>8</b>	<b>8</b>	<b>8</b>	<b>8</b>
2614	Signs	Traffic Signal, Signs, & Mark Supt.	R37	0.33	0	0	0	0
2614	Signs	Traffic Control Signs/Mkg Supv.	R31	0	0	0	1	1
2614	Signs	Traffic Signs / Marking Supervisor	R31	0.5	1	1	0	0
2614	Signs	Sign / Marking Maintenance Worker	R27	5	5	5	5	5
2614	Signs	Traffic Sign Fab/Installer	R25	0	0	0	0	0
	<b>Signs Total</b>			<b>5.83</b>	<b>6</b>	<b>6</b>	<b>6</b>	<b>6</b>
2620	Parking	Traffic Director	R43	0.5	0	0	0	0
2620	Parking	Engineering Associate II	R40	0.25	0	0	0	0
2620	Parking	Parking/Vehicle for Hire Supt.	R38	1	1	1	1	1
2620	Parking	Administrative Assistant II	R35	1	1	1	1	1
2620	Parking	Park'g Enf./Veh. for Hire Supvr.	R33	1	1	1	1	1
2620	Parking	Teller Supervisor	R33	1	1	1	1	1
2620	Parking	Parking Enforcement Supervisor	R30	0	0	0	0	0
2620	Parking	Clerk IV	R28	1	1	1	1	1
2620	Parking	Parking Enforcement Officer II	R28	3	2	2	2	2
2620	Parking	Parking Meter Technician	R27	1	1	1	1	1
2620	Parking	Parking Ticket Clerk	R27	2	2	2	2	2
2620	Parking	Teller	R27	8	8	8	8	8
2620	Parking	Parking Enforcement Officer I	R26	3	4	4	4	4
2620	Parking	Maintenance Worker	R25	2	2	2	2	2
	<b>Parking Total</b>			<b>24.75</b>	<b>24</b>	<b>24</b>	<b>24</b>	<b>24</b>
2622	Markings	Traffic Signal, Signs, & Mark Supt.	R37	0.33	0	0	0	0
2622	Markings	Traffic Signs / Marking Supervisor	R31	0.5	0	0	0	0
2622	Markings	Pavement Marking Specialist	R30	2	2	2	2	2
2622	Markings	Sign / Marking Maintenance Worker	R27	2	2	2	2	2
2622	Markings	Traffic Signs Fabricator / Installer	R25	0	0	0	0	0
	<b>Markings Total</b>			<b>4.83</b>	<b>4</b>	<b>4</b>	<b>4</b>	<b>4</b>
2625	Permits	Clerk IV	R28	1	1	1	1	1
2625	Permits	Clerk III	R27	1	1	1	1	1
2625	Permits	Taxi-Cab Starter/Inspector	R26	1	1	1	1	1
	<b>Permits Total</b>			<b>3</b>	<b>3</b>	<b>3</b>	<b>3</b>	<b>3</b>

**CITY OF LAREDO**  
**Full-Time Equivalent Position Listing**

Dept. Div.	Division Name	Position Title	Grade	Amended FY 06-07	Amended FY 07-08	Approved FY 08-09	Amended FY 08-09	Adopted FY 09-10
2710	Administration	Public Works Director	R45	1	1	0	0	0
2710	Administration	Assistant Public Works Director	R41	1	0	0	0	0
2710	Administration	Public Works Manager	R41	0	1	1	1	1
2710	Administration	Construction Superintendent	R37	1	1	1	1	1
2710	Administration	Geographic Info Systems Analyst	R36	1	1	1	1	1
2710	Administration	Administrative Assistant I	R32	1	2	2	2	2
2710	Administration	Clerk IV	R28	1	1	1	1	1
2710	Administration	Clerk III	R27	2	1	1	1	1
2710	Administration	Clerk I	R23	1	0	0	0	0
2710	Administration	Custodian	R23	0.5	1	1	1	1
<b>Administration Total</b>				<b>9.5</b>	<b>9</b>	<b>8</b>	<b>8</b>	<b>8</b>
2720	Maintenance	Master Electrician	R32	0	1	1	1	1
2720	Maintenance	Carpenter	R28	1	1	1	1	1
2720	Maintenance	Heavy Equipment Operator	R27	7	6	6	6	6
2720	Maintenance	Heavy Truck Driver	R26	10	10	10	10	10
2720	Maintenance	Laborer	R23	4	4	4	4	4
<b>Maintenance Total</b>				<b>22</b>	<b>22</b>	<b>22</b>	<b>22</b>	<b>22</b>
2730	Construction	Cement Finisher	R28	1	1	1	1	1
2730	Construction	Heavy Truck Driver	R26	4	4	4	4	4
2730	Construction	Laborer	R23	2	2	2	2	2
<b>Construction Total</b>				<b>7</b>	<b>7</b>	<b>7</b>	<b>7</b>	<b>7</b>
2740	Street Cleaning	Street Cleaning Supervisor	R32	1	1	1	1	1
2740	Street Cleaning	Street Construction Supervisor	R32	1	2	2	2	2
2740	Street Cleaning	Cement Finisher	R28	1	1	1	1	1
2740	Street Cleaning	Heavy Equipment Operator	R27	8	13	13	13	13
2740	Street Cleaning	Light Equipment Operator	R25	1	1	1	1	1
2740	Street Cleaning	Laborer	R23	2	2	2	2	2
<b>Street Cleaning Total</b>				<b>14</b>	<b>20</b>	<b>20</b>	<b>20</b>	<b>20</b>
2770	Building Rehab	Public Building Supervisor	R34	1	1	1	1	1
2770	Building Rehab	Master Electrician	R32	1	1	1	1	1
2770	Building Rehab	Street Construction Supervisor	R32	1	2	2	2	2
2770	Building Rehab	Air Conditioning Mechanic	R31	2	2	2	2	2
2770	Building Rehab	Carpenter	R28	4	3	3	3	3
2770	Building Rehab	Painter	R28	1	1	1	1	1
2770	Building Rehab	Laborer	R23	4	4	4	4	4
<b>Building Rehab Total</b>				<b>14</b>	<b>14</b>	<b>14</b>	<b>14</b>	<b>14</b>
2780	Warehouse	Warehouse Supervisor	R29	1	1	1	1	1
2780	Warehouse	Warehouse Clerk	R25	1	1	1	1	1
<b>Warehouse Total</b>				<b>2</b>	<b>2</b>	<b>2</b>	<b>2</b>	<b>2</b>
2790	Special Constr. Projects	Street Construction Supervisor	R32	1	1	0	0	0
2790	Special Constr. Projects	Carpenter	R28	3	3	0	0	0
2790	Special Constr. Projects	Cement Finisher	R28	5	5	0	0	0
2790	Special Constr. Projects	Heavy Equipment Operator	R27	2	2	0	0	0
2790	Special Constr. Projects	Laborer	R22	5	5	0	0	0
<b>Special Constr. Projects Total</b>				<b>16</b>	<b>16</b>	<b>0</b>	<b>0</b>	<b>0</b>
2805	C.A.S.S. / Administration	Comm. & Admin. Support Svcs Manager	R43	0	0	0	0	0
2805	C.A.S.S. / Administration	Comm. & Admin. Support Svcs Director	R43	1	1	0	0	0
2805	C.A.S.S. / Administration	Legislative Liaison	R41	1	1	0	0	0
2805	C.A.S.S. / Administration	Administrative Assistant I	R32	0	0	0	0	0
<b>C.A.S.S. / Administration Total</b>				<b>2</b>	<b>2</b>	<b>0</b>	<b>0</b>	<b>0</b>
2810	Maintenance Shop	Fleet Maintenance Manager	R40	1	1	1	1	1
2810	Maintenance Shop	Fleet Maintenance Superintendent	R37	1	1	1	1	1

**CITY OF LAREDO**  
**Full-Time Equivalent Position Listing**

Dept. Div.	Division Name	Position Title	Grade	Amended FY 06-07	Amended FY 07-08	Approved FY 08-09	Amended FY 08-09	Adopted FY 09-10
2810	Maintenance Shop	Heavy Equipment Mechanic Supvr.	R34	2	2	2	2	2
2810	Maintenance Shop	Administrative Assistant I	R32	1	1	1	1	1
2810	Maintenance Shop	Automotive Mechanic Supervisor	R32	1	1	1	1	1
2810	Maintenance Shop	Diesel Mechanic I	R32	9	9	9	9	9
2810	Maintenance Shop	Automotive Mechanic I	R29	10	10	10	10	10
2810	Maintenance Shop	Paint & Body Shop Specialist	R29	1	1	1	1	1
2810	Maintenance Shop	Warehouse Supervisor	R29	1	1	1	1	1
2810	Maintenance Shop	Welder	R28	2	2	2	2	2
2810	Maintenance Shop	Clerk III	R27	2	2	2	2	2
2810	Maintenance Shop	Preventive Maint. Svc. Worker	R27	9	9	9	9	9
2810	Maintenance Shop	Warehouse Clerk	R25	3	3	3	3	3
2810	Maintenance Shop	Custodian	R23	1	1	1	1	1
	<b>Maintenance Shop Total</b>			<b>44</b>	<b>44</b>	<b>44</b>	<b>44</b>	<b>44</b>
2815	C.A.S.S. / 311 Program	Customer Service Coordinator	R33	0	1	0	0	0
2815	C.A.S.S. / 311 Program	Customer Service Representative	R28	0	3	0	0	0
2815	C.A.S.S. / 311 Program	Clerk III	R27	0	0	0	0	0
2815	C.A.S.S. / 311 Program	Clerk I	R23	0	0	0	0	0
	<b>C.A.S.S. / 311 Program Total</b>			<b>0</b>	<b>4</b>	<b>0</b>	<b>0</b>	<b>0</b>
2860	State Emergency	911 Program Manager	R39	1	1	0	0	0
2860	State Emergency	911 Mapping & Dbase Maint. Supv.	R33	0.1	1	0	0	0
2860	State Emergency	911 Program Specialist	R33	1	1	0	0	0
2860	State Emergency	Administrative Assistant I	R32	1	1	0	0	0
	<b>State Emergency Total</b>			<b>3.1</b>	<b>4</b>	<b>0</b>	<b>0</b>	<b>0</b>
2868	911 Regional - Other	911 Mapping & Dbase Maint. Supv.	R33	0.9	0	0	0	0
2868	911 Regional - Other	Clerk II	R25	1	1	0	0	0
	<b>911 Regional - Other Total</b>			<b>1.9</b>	<b>1</b>	<b>0</b>	<b>0</b>	<b>0</b>
2910	Administration	Health Director	R45	1	1	1	1	1
2910	Administration	Assistant Health Director	R41	0.5	1	1	1	0
2910	Administration	Chief of Epidemiology	R41	0.6	1	1	1	1
2910	Administration	Chief, Grant and Budget	R39	0	0	0	0	0
2910	Administration	Epidemiologist	R38	0	0	0	0	0
2910	Administration	Administrative Assistant II	R35	1	1	1	1	1
2910	Administration	Administrative Assistant I	R32	1	1	1	1	1
2910	Administration	Building Maintenance Supervisor	R32	1	1	1	1	1
2910	Administration	Administrative Secretary	R29	1	1	1	1	1
2910	Administration	Building Maintenance Mechanic	R28	1	1	1	1	1
2910	Administration	Maintenance Crew Leader	R27	0.5	0	0	0	0
2910	Administration	Clerk I	R23	1	1	1	1	1
2910	Administration	Custodian	R23	3	3	3	3	3
2910	Administration	Groundskeeper	R23	1	1	1	1	1
2910	Administration	Messenger	R23	1	1	1	1	1
	<b>Administration Total</b>			<b>13.6</b>	<b>14</b>	<b>14</b>	<b>14</b>	<b>13</b>
2911	Health Education	Public Health Prom. Prog. Spvr.	R35	0	0	0	0	0
2911	Health Education	Licensed Vocational Nurse III	R33	1	1	1	1	1
2911	Health Education	Medical Office Assistant	R28	1	1	1	1	1
2911	Health Education	Clerk II	R25	1	1	0	0	0
2911	Health Education	Community Service Aide	R23	0.08	0.08	0.08	0.08	0.08
2911	Health Education	Lay Community Service Aide (8@.10)	R23	0.80	0.8	0.8	0.8	0.8
	<b>Health Education Total</b>			<b>3.88</b>	<b>3.88</b>	<b>2.88</b>	<b>2.88</b>	<b>2.88</b>
2912	Vital Statistics	Deputy Registrar	R33	1	1	1	1	1
2912	Vital Statistics	Clerk III	R27	0	0	1	1	1
2912	Vital Statistics	Clerk II	R25	3	3	3	3	3

**CITY OF LAREDO**  
**Full-Time Equivalent Position Listing**

Dept. Div.	Division Name	Position Title	Grade	Amended FY 06-07	Amended FY 07-08	Approved FY 08-09	Amended FY 08-09	Adopted FY 09-10
2912	Vital Statistics	Registrar Clerk	R25	1	1	1	1	1
	<b>Vital Statistics Total</b>			<b>5</b>	<b>5</b>	<b>6</b>	<b>6</b>	<b>6</b>
2913	Ambulance	Ambulance Accts. Rec. Supervisor	R31	1	1	1	1	1
2913	Ambulance	Clerk III	R27	1	1	1	1	1
	<b>Ambulance Total</b>			<b>2</b>	<b>2</b>	<b>2</b>	<b>2</b>	<b>2</b>
2914	STD Clinic	Medical Office Assistant	R28	0	0	0	1	1
2914	STD Clinic	Clerk II	R25	0	0	0	1	1
	<b>STD Clinic Total</b>			<b>0</b>	<b>0</b>	<b>0</b>	<b>2</b>	<b>2</b>
2921	Maternity	Pharmacy Technician	R29	0	0	0	0	0
	<b>Maternity Total</b>			<b>0</b>	<b>0</b>	<b>0</b>	<b>0</b>	<b>0</b>
2922	Immunization	Registered Nurse II	R38	0.8	1	1	1	1
2922	Immunization	Licensed Vocational Nurse II	R31	0	0	0	0	0
2922	Immunization	Pharmacy Technician	R29	0	0	0	0	0
2922	Immunization	Immunization Technician	R26	1	1	1	1	1
2922	Immunization	Clerk II	R25	2	2	2	2	2
	<b>Immunization Total</b>			<b>3.8</b>	<b>4</b>	<b>4</b>	<b>4</b>	<b>4</b>
2923	TB	X-Ray Technician	R30	0.5	0.5	0.5	0.5	0.5
2923	TB	Pharmacy Technician	R29	0	0	0	0	0
2923	TB	Clerk II	R25	1	1	1	1	1
2923	TB	Clerk I	R23	1	1	1	1	1
	<b>TB Total</b>			<b>2.5</b>	<b>2.5</b>	<b>2.5</b>	<b>2.5</b>	<b>2.5</b>
2924	Adult Care	Clerk II	R25	0	0	0	0	0
2924	Adult Care	Clerk-Typist	R24	1	1	1	1	1
	<b>Adult Care Total</b>			<b>1</b>	<b>1</b>	<b>1</b>	<b>1</b>	<b>1</b>
2925	Dental	Medical Office Assistant	R28	0	0	0	0	0
2925	Dental	Clerk II	R25	0	0	0	0	0
2925	Dental	Dental Assistant	R24	2	2	2	0	0
	<b>Dental Total</b>			<b>2</b>	<b>2</b>	<b>2</b>	<b>0</b>	<b>0</b>
2926	Laboratory	Chief of Laboratory Services	R39	1	1	1	1	1
2926	Laboratory	Senior Medical Technologist	R33	1	1	1	1	1
2926	Laboratory	Medical Technician	R31	1	1	1	1	1
2926	Laboratory	Pharmacy Technician	R29	0.75	1	1	1	1
2926	Laboratory	Phlebotomist	R28	1	1	1	1	1
2926	Laboratory	Clerk II	R25	1	1	1	1	1
	<b>Laboratory Total</b>			<b>5.75</b>	<b>6</b>	<b>6</b>	<b>6</b>	<b>6</b>
2927	PHS	Administrative Assistant II	R35	0	0	0	0	0
2927	PHS	Secretary	R27	1	1	1	1	1
2927	PHS	Clerk II	R25	0	0	0	0	0
	<b>PHS Total</b>			<b>1</b>	<b>1</b>	<b>1</b>	<b>1</b>	<b>1</b>
2928	Budget & Grant Mgmt.	Chief, Grant and Budget	R39	0.9	1	1	1	1
2928	Budget & Grant Mgmt.	Administrative Assistant II	R35	1	1	1	1	1
2928	Budget & Grant Mgmt.	Revenue Collections Supervisor	R35	1	1	1	1	1
2928	Budget & Grant Mgmt.	Administrative Secretary	R29	1	1	1	1	1
2928	Budget & Grant Mgmt.	Clerk II	R25	1	1	1	1	1
2928	Budget & Grant Mgmt.	Clerk-Typist	R24	0	0	0	0	0
2928	Budget & Grant Mgmt.	Clerk I	R23	1	1	1	1	1
	<b>Budget &amp; Grant Mgmt. Total</b>			<b>5.9</b>	<b>6</b>	<b>6</b>	<b>6</b>	<b>6</b>
2930	Protective Services	Chief of Environmental Hlth Sv.	R40	1	1	1	1	1
2930	Protective Services	Sanitarian III	R36	1	1	1	1	1
2930	Protective Services	Sanitarian II	R34	2	3	3	3	3
2930	Protective Services	Sanitarian I	R33	3.5	3	3	3	3
2930	Protective Services	Sanitation Inspector II	R31	2	2	2	2	2



**CITY OF LAREDO**  
**Full-Time Equivalent Position Listing**

Dept. Div.	Division Name	Position Title	Grade	Amended FY 06-07	Amended FY 07-08	Approved FY 08-09	Amended FY 08-09	Adopted FY 09-10
2930	Protective Services	Sanitation Inspector I	R29	1	1	1	1	1
2930	Protective Services	Clerk II	R25	1	1	1	1	1
	<b>Protective Services Total</b>			<b>11.5</b>	<b>12</b>	<b>12</b>	<b>12</b>	<b>12</b>
2931	Animal Control	Animal Control Program Supervisor	R35	1	1	1	1	1
2931	Animal Control	Sanitarian II	R34	0	0	0	0	0
2931	Animal Control	Animal Control Officer III - Crew Leader	R33	0	0	0	0	0
2931	Animal Control	Animal Control Officer II	R31	2	2	2	2	2
2931	Animal Control	Animal Control Officer I	R29	11	10	10	10	10
2931	Animal Control	Clerk II	R25	1	1	1	1	1
	<b>Animal Control Total</b>			<b>15</b>	<b>14</b>	<b>14</b>	<b>14</b>	<b>14</b>
3110	Administration	Parks and Recreation Director	R43	0.5	1	1	1	1
3110	Administration	Ass't Parks & Leisure Svcs Dir.	R41	0	1	1	1	1
3110	Administration	Ass't Parks & Recreation Director	R41	1	1	1	1	1
3110	Administration	Administrative Assistant II	R35	1	1	0	0	0
3110	Administration	City Forester	R33	1	1	1	1	1
3110	Administration	Administrative Assistant I	R32	3	2	2	2	2
3110	Administration	Warehouse Supervisor	R29	1	1	1	1	1
3110	Administration	Personnel Assistant I	R28	1	1	1	1	1
3110	Administration	Warehouse Clerk	R25	0	0	0	0	0
3110	Administration	Clerk I	R23	1	1	1	1	1
3110	Administration	Custodian	R23	1	1	1	1	1
	<b>Administration Total</b>			<b>10.5</b>	<b>11</b>	<b>10</b>	<b>10</b>	<b>10</b>
3115	Maintenance	Construction Superintendent	R37	1	1	1	1	1
3115	Maintenance	Parks Superintendent	R37	1	1	1	1	1
3115	Maintenance	Building & Grounds Supervisor	R34	3	3	3	3	3
3115	Maintenance	Rec. and Special Event Coord.	R34	1	1	1	1	1
3115	Maintenance	Administrative Assistant I	R32	1	1	1	1	1
3115	Maintenance	Master Electrician	R32	0	0	0	0	1
3115	Maintenance	Airconditioner Mechanic	R31	0	0	0	0	1
3115	Maintenance	Plumber	R30	0	0	0	0	1
3115	Maintenance	Building Maintenance Mechanic	R28	1	1	1	1	1
3115	Maintenance	Carpenter	R28	3	3	3	3	3
3115	Maintenance	Cement Finisher	R28	4	4	4	4	4
3115	Maintenance	Electrician Journeyman	R28	1	1	1	1	1
3115	Maintenance	Welder	R28	1	1	1	1	1
3115	Maintenance	Parks Crew Leader	R27	8	8	10	10	10
3115	Maintenance	Clerk III	R27	1	1	1	1	1
3115	Maintenance	Heavy Equipment Operator	R27	3	3	3	3	3
3115	Maintenance	Small Engine Mechanic	R25	1	1	1	1	0
3115	Maintenance	Building Maintenance Worker	R24	4	4	4	4	5
3115	Maintenance	Groundskeeper	R23	44	46	54	54	53
3115	Maintenance	Laborer	R23	0	1	1	0	0
	<b>Maintenance Total</b>			<b>78</b>	<b>81</b>	<b>91</b>	<b>90</b>	<b>92</b>
3120	Recreation	Parks and Recreation Director	R43	0.2	0	0	0	0
3120	Recreation	Aquatic Supervisor	R28	1	1	1	1	1
3120	Recreation	Parks Crew Leader	R27	1	1	1	2	2
3120	Recreation	Playground Coordinator	R27	1	1	1	1	1
3120	Recreation	Recreation Specialist	R27	1	1	1	1	0
3120	Recreation	Building Maintenance Worker	R24	1	1	1	1	0
3120	Recreation	Playground Leader (7@.27&1@.23)	R24	2.12	2.12	2.12	2.12	2.12
3120	Recreation	Pool Supervisor (6@.26&1@.29)	R24	1.85	1.85	1.85	1.85	1.85
3120	Recreation	Clerk I (4@.26 & 1@.28)	R23	1.32	1.32	1.32	1.32	1.32

**CITY OF LAREDO**  
**Full-Time Equivalent Position Listing**

Dept. Div.	Division Name	Position Title	Grade	Amended FY 06-07	Amended FY 07-08	Approved FY 08-09	Amended FY 08-09	Adopted FY 09-10
3120	Recreation	Groundskeeper	R23	0.48	0.48	0.48	0.48	0.48
3120	Recreation	Lifeguard (2@.5)	R23	9.83	1	1	1	1
3120	Recreation	Lifeguard (36@.24 & 1@.19)	R23	0	8.83	8.83	8.83	8.83
3120	Recreation	Playground Assistant (23@.26&1@.37)	R23	6.35	6.35	6.35	6.35	6.35
	<b>Recreation Total</b>			<b>27.15</b>	<b>26.95</b>	<b>26.95</b>	<b>27.95</b>	<b>25.95</b>
3125	Recreation Centers	Recreation Center Manager	R35	1	1	1	1	1
3125	Recreation Centers	Assistant Recreation Center Mgr.	R33	1	1	1	1	1
3125	Recreation Centers	Administrative Assistant I	R32	1	1	1	1	1
3125	Recreation Centers	Geographic Inf. Sytem Tech.	R31	0	1	0	0	0
3125	Recreation Centers	Recreation Center Supervisor	R29	6	7	7	7	7
3125	Recreation Centers	Building Maintenance Mechanic	R28	1	1	1	1	1
3125	Recreation Centers	Clerk III	R27	1	1	1	1	1
3125	Recreation Centers	Recreation Specialist (4ft.20@.48,1@.40)	R27	12.5	13	13	13	14
3125	Recreation Centers	Building Maintenance Worker	R24	0	1	1	1	1
3125	Recreation Centers	Maintenance/Events Worker	R24	1	1	1	1	0
3125	Recreation Centers	Custodian (1@.5 & 6FT)	R23	5.5	6.5	6.5	6.5	6.5
	<b>Recreation Centers Total</b>			<b>30</b>	<b>34.5</b>	<b>33.5</b>	<b>33.5</b>	<b>33.5</b>
3130	Cemetery	Parks and Recreation Director	R43	0.2	0	0	0	0
3130	Cemetery	Cemetery Superintendent	R35	1	1	1	1	1
3130	Cemetery	Master Electrician	R32	0	0	0	0	0
3130	Cemetery	Maintenance & Events Supervisor	R28	1	1	1	1	1
3130	Cemetery	Heavy Equipment Operator	R27	1	1	1	1	1
3130	Cemetery	Clerk II	R25	1	1	1	1	0
3130	Cemetery	Building Maintenance Worker	R24	1	1	1	1	1
3130	Cemetery	Clerk I	R23	1	1	1	1	1
3130	Cemetery	Groundskeeper (1@.48 & 2FT)	R23	2.48	2.48	2.48	2.48	2.48
	<b>Cemetery Total</b>			<b>8.68</b>	<b>8.48</b>	<b>8.48</b>	<b>8.48</b>	<b>7.48</b>
3135	Civic Center	Parks and Recreation Director	R43	0.1	0	0	0	0
3135	Civic Center	Civic Center Complex Manager	R40	1	0	0	0	0
3135	Civic Center	Civic Center Complex Manager	R36	0	1	1	1	1
3135	Civic Center	Clerk IV	R28	1	1	1	1	1
3135	Civic Center	Maintenance & Events Supervisor	R28	1	1	1	1	1
3135	Civic Center	Maintenance & Events Crew Leader	R27	1	1	1	1	1
3135	Civic Center	Clerk II	R25	0	0	0	0	0
3135	Civic Center	Building Maintenance Worker	R24	2	2	2	2	2
3135	Civic Center	Maintenance & Events Worker	R24	5	5	5	5	6
3135	Civic Center	Groundskeeper	R23	0	0	0	0	0
	<b>Civic Center Total</b>			<b>11.1</b>	<b>11</b>	<b>11</b>	<b>11</b>	<b>12</b>
3170	Main Branch	Library Manager	R43	0	0	1	1	1
3170	Main Branch	Assistant Library Manager	R40	0	0	1	1	1
3170	Main Branch	Senior Programmer Analyst	R37	0	0	1	1	1
3170	Main Branch	Librarian Manager	R36	0	0	2	2	2
3170	Main Branch	Librarian II	R34	0	0	3	3	3
3170	Main Branch	Special Collections Librarian	R34	0	0	1	1	1
3170	Main Branch	Librarian I	R33	0	0	4	4	4
3170	Main Branch	Micro-Computer Specialist	R33	0	0	1	1	1
3170	Main Branch	Circulation Supervisor	R31	0	0	1	1	1
3170	Main Branch	Administrative Secretary	R29	0	0	1	1	1
3170	Main Branch	Buyer I	R29	0	0	1	1	1
3170	Main Branch	Library Technician III	R29	0	0	4	4	4
3170	Main Branch	Security Officer	R29	0	0	1	1	1
3170	Main Branch	Computer Operator	R27	0	0	1	1	1

**CITY OF LAREDO**  
**Full-Time Equivalent Position Listing**

Dept. Div.	Division Name	Position Title	Grade	Amended FY 06-07	Amended FY 07-08	Approved FY 08-09	Amended FY 08-09	Adopted FY 09-10
3170	Main Branch	Library Technician II	R27	0	0	3	3	3
3170	Main Branch	Maintenance Crew Leader	R27	0	0	1	1	1
3170	Main Branch	Library Technician I	R25	0	0	5	5	5
3170	Main Branch	Building Maintenance Worker	R24	0	0	1	1	1
3170	Main Branch	Clerk I	R23	0	0	6	6	6
3170	Main Branch	Custodian	R23	0	0	4	4	4
	<b>Main Branch Total</b>			<b>0</b>	<b>0</b>	<b>43</b>	<b>43</b>	<b>43</b>
3171	Santo Niño Branch	Outreach Services Manager	R38	0	0	1	1	1
3171	Santo Niño Branch	Circulation Supervisor	R31	0	0	1	1	1
3171	Santo Niño Branch	Library Technician II	R27	0	0	1	1	1
3171	Santo Niño Branch	Building Maintenance Worker	R24	0	0	1	1	1
3171	Santo Niño Branch	Clerk I	R23	0	0	1	1	1
	<b>Santo Niño Branch Total</b>			<b>0</b>	<b>0</b>	<b>5</b>	<b>5</b>	<b>5</b>
3172	Bruni Plaza Branch	Circulation Supervisor	R31	0	0	1	1	1
3172	Bruni Plaza Branch	Clerk I	R23	0	0	1	1	1
	<b>Bruni Plaza Branch Total</b>			<b>0</b>	<b>0</b>	<b>2</b>	<b>2</b>	<b>2</b>
3173	Bookmobile Unit	Circulation Supervisor	R31	0	0	1	1	1
3173	Bookmobile Unit	Library Technician I	R25	0	0	1	1	1
	<b>Bookmobile Unit Total</b>			<b>0</b>	<b>0</b>	<b>2</b>	<b>2</b>	<b>2</b>
3510	Main Branch	Library Director	R43	1	1	0	0	0
3510	Main Branch	Library Manager	R43	0	0	0	0	0
3510	Main Branch	Assistant Library Director	R40	1	1	0	0	0
3510	Main Branch	Assistant Library Manager	R40	0	0	0	0	0
3510	Main Branch	Senior Programmer Analyst	R37	1	1	0	0	0
3510	Main Branch	Librarian Manager	R36	2	2	0	0	0
3510	Main Branch	Librarian II	R34	3	3	0	0	0
3510	Main Branch	Special Collections Librarian	R34	1	1	0	0	0
3510	Main Branch	Librarian I	R33	4	4	0	0	0
3510	Main Branch	Micro-Computer Specialist	R33	1	1	0	0	0
3510	Main Branch	Circulation Supervisor	R31	1	1	0	0	0
3510	Main Branch	Administrative Secretary	R29	1	1	0	0	0
3510	Main Branch	Buyer I	R29	1	1	0	0	0
3510	Main Branch	Library Technician III	R29	4	4	0	0	0
3510	Main Branch	Security Officer	R29	1	1	0	0	0
3510	Main Branch	Computer Operator	R27	1	1	0	0	0
3510	Main Branch	Library Technician II	R27	3	3	0	0	0
3510	Main Branch	Maintenance Crew Leader	R27	1	1	0	0	0
3510	Main Branch	Library Technician I	R25	5	5	0	0	0
3510	Main Branch	Building Maintenance Worker	R24	2	1	0	0	0
3510	Main Branch	Clerk I	R23	6	6	0	0	0
3510	Main Branch	Custodian	R23	3	4	0	0	0
	<b>Main Branch Total</b>			<b>43</b>	<b>43</b>	<b>0</b>	<b>0</b>	<b>0</b>
3515	Santo Niño Branch	Outreach Services Manager	R38	1	1	0	0	0
3515	Santo Niño Branch	Circulation Supervisor	R31	1	1	0	0	0
3515	Santo Niño Branch	Library Technician II	R27	1	1	0	0	0
3515	Santo Niño Branch	Building Maintenance Worker	R24	0	1	0	0	0
3515	Santo Niño Branch	Clerk I	R23	1	1	0	0	0
3515	Santo Niño Branch	Custodian	R23	1	0	0	0	0
	<b>Santo Niño Branch Total</b>			<b>5</b>	<b>5</b>	<b>0</b>	<b>0</b>	<b>0</b>
3520	Bruni Plaza Branch	Circulation Supervisor	R31	1	1	0	0	0
3520	Bruni Plaza Branch	Clerk I	R23	1	1	0	0	0
	<b>Bruni Plaza Branch Total</b>			<b>2</b>	<b>2</b>	<b>0</b>	<b>0</b>	<b>0</b>

**CITY OF LAREDO**  
**Full-Time Equivalent Position Listing**

Dept. Div.	Division Name	Position Title	Grade	Amended FY 06-07	Amended FY 07-08	Approved FY 08-09	Amended FY 08-09	Adopted FY 09-10
3525	Bookmobile Unit	Circulation Supervisor	R31	0	0	0	0	0
3525	Bookmobile Unit	Library Technician I	R25	1	1	0	0	0
	<b>Bookmobile Unit Total</b>			<b>1</b>	<b>1</b>	<b>0</b>	<b>0</b>	<b>0</b>
3550	Center for Non-Profit Mgmt.	Nonprofit & Volunteer Ctr Coord.	R35	1	0	0	0	0
3550	Center for Non-Profit Mgmt.	Clerk IV	R28	1	0	0	0	0
3550	Center for Non-Profit Mgmt.	Clerk I	R23	1	0	0	0	0
	<b>Center for Non-Profit Mgmt. Total</b>			<b>3</b>	<b>0</b>	<b>0</b>	<b>0</b>	<b>0</b>
3605	Administration	Airport Director	R43	1	1	0	0	0
3605	Administration	Airport Manager	R43	0	0	1	1	1
3605	Administration	Airport Operations Manager	R39	1	1	1	1	1
3605	Administration	Marketing Manager	R38	1	1	1	1	1
3605	Administration	Administrative Assistant II	R35	1	1	1	1	1
3605	Administration	Administrative Assistant I	R32	1	1	1	1	1
3605	Administration	Administrative Secretary	R29	1	1	1	1	1
3605	Administration	Secretary*	R27	0.8	1	1	1	1
3605	Administration	Custodian	R23	0	0	0	0	0
	<b>Administration Total</b>			<b>6.8</b>	<b>7</b>	<b>7</b>	<b>7</b>	<b>7</b>
3610	Building Maintenance	Airport Facility Supervisor	R35	1	1	1	1	1
3610	Building Maintenance	Building Maintenance Supervisor	R32	1	1	1	1	1
3610	Building Maintenance	Building Maintenance Mechanic	R28	2	2	2	2	2
3610	Building Maintenance	Electrician Journeyman	R28	1	1	1	1	1
3610	Building Maintenance	Maintenance Worker	R25	1	1	1	1	1
3610	Building Maintenance	Custodian	R23	5	5	5	5	5
	<b>Building Maintenance Total</b>			<b>11</b>	<b>11</b>	<b>11</b>	<b>11</b>	<b>11</b>
3620	Ground Maintenance	Airfield Supervisor	R34	0	0	0	1	1
3620	Ground Maintenance	Airport Bldgs./ Grounds Supvr.	R34	1	1	1	0	0
3620	Ground Maintenance	Heavy Equipment Operator	R27	4	4	4	4	4
3620	Ground Maintenance	Light Equipment Operator	R25	2	2	2	2	2
	<b>Ground Maintenance Total</b>			<b>7</b>	<b>7</b>	<b>7</b>	<b>7</b>	<b>7</b>
3630	Control Tower	ATC Tower-Facility Manager	R36	1	0	0	0	0
3630	Control Tower	Air Traffic Controller	R34	5	0	0	0	0
	<b>Control Tower Total</b>			<b>6</b>	<b>0</b>	<b>0</b>	<b>0</b>	<b>0</b>
3635	Airport Police	Airport Security Manager	R39	1	1	1	1	1
3635	Airport Police	Airport Security Officer Supervisor	R33	3	3	3	3	3
3635	Airport Police	Airport Security Officer	R31	8	8	8	8	11
	<b>Airport Police Total</b>			<b>12</b>	<b>12</b>	<b>12</b>	<b>12</b>	<b>15</b>
3640	Foreign Trade	Secretary	R27	0.2	0	0	0	0
	<b>Foreign Trade Total</b>			<b>0.2</b>	<b>0</b>	<b>0</b>	<b>0</b>	<b>0</b>
3686	Leased Building	Building Maintenance Mechanic	R28	2	2	2	2	4
3686	Leased Building	Clerk III	R27	1	1	1	1	1
3686	Leased Building	Building Maintenance Worker	R24	0	1	1	1	1
3686	Leased Building	Groundskeeper	R23	1	1	1	1	1
	<b>Leased Building Total</b>			<b>4</b>	<b>5</b>	<b>5</b>	<b>5</b>	<b>7</b>
3810	Administration	Environmental Services Director	R43	1	1	1	1	1
3810	Administration	Administrative Secretary	R29	1	1	1	1	1
3810	Administration	Clerk III	R27	1	1	1	1	1
	<b>Administration Total</b>			<b>3</b>	<b>3</b>	<b>3</b>	<b>3</b>	<b>3</b>
3835	Creek Cleaning	Creek Maintenance Supervisor	R32	0	0	0	0	1
3835	Creek Cleaning	Creek Maintenance Crew Leader	R27	0	0	0	0	1
3835	Creek Cleaning	Heavy Equipment Operator	R27	0	0	0	0	5
3835	Creek Cleaning	Heavy Truck Driver	R26	0	0	0	0	3
3835	Creek Cleaning	Laborer	R23	0	0	0	0	14

**CITY OF LAREDO**  
**Full-Time Equivalent Position Listing**

Dept. Div.	Division Name	Position Title	Grade	Amended FY 06-07	Amended FY 07-08	Approved FY 08-09	Amended FY 08-09	Adopted FY 09-10
	<b>Creek Cleaning Total</b>			<b>0</b>	<b>0</b>	<b>0</b>	<b>0</b>	<b>24</b>
3840	Stormwater	Assistant Environmental Director	R41	1	1	1	1	1
3840	Stormwater	Environmental Manager	R40	0	0	0	0	0
3840	Stormwater	Environmental Engineer	R39	1	1	0	0	0
3840	Stormwater	Engineering Associate I	R38	1	1	1	1	1
3840	Stormwater	Geographic Info System Analyst	R36	1	1	0	0	0
3840	Stormwater	Environmental Specialist	R35	1	1	1	1	1
3840	Stormwater	Program Coordinator	R33	0	1	1	1	1
3840	Stormwater	Construction Inspector	R32	1	1	0	0	0
3840	Stormwater	Environmental Enforcement Inv.	R32	2	2	2	2	2
3840	Stormwater	Environmental Technician II	R32	1	1	1	1	1
3840	Stormwater	Property Codes Enforce Insp II	R31	1	0	0	0	0
3840	Stormwater	Environmental Technician	R29	2	2	3	3	3
3840	Stormwater	Heavy Equipment Operator II	R29	1	1	1	1	1
3840	Stormwater	Building Maintenance Worker	R24	1	1	1	1	1
3840	Stormwater	Laborer	R23	1	1	1	1	1
	<b>Stormwater Total</b>			<b>15</b>	<b>15</b>	<b>13</b>	<b>13</b>	<b>13</b>
3845	KLB Inc. Administration	Exec. Dir. "Keep Ldo Beautiful"	R37	1	1	1	1	1
	<b>KLB Inc. Administration Total</b>			<b>1</b>	<b>1</b>	<b>1</b>	<b>1</b>	<b>1</b>
3860	Hazardous Materials	Environmental Specialist	R35	1	1	1	1	1
3860	Hazardous Materials	Environmental Enforcement Inv.	R32	2	2	2	2	2
	<b>Hazardous Materials Total</b>			<b>3</b>	<b>3</b>	<b>3</b>	<b>3</b>	<b>3</b>
3910	Housing Airport	Community Development Director	R43	0.25	0	0	0	0
3910	Housing Airport	Municipal Housing Executive Director	R39	1	1	1	1	1
3910	Housing Airport	Maintenance Supervisor	R34	1	1	1	1	1
3910	Housing Airport	Building Maintenance Mechanic	R28	5	5	5	5	5
3910	Housing Airport	Clerk III	R27	1	1	1	1	1
3910	Housing Airport	Warehouse Clerk	R25	1	1	1	1	1
	<b>Housing Airport Total</b>			<b>9.25</b>	<b>9</b>	<b>9</b>	<b>9</b>	<b>9</b>
3920	Housing West Laredo	Building Maintenance Mechanic	R28	1	1	1	1	1
3920	Housing West Laredo	Groundskeeper	R23	1	1	1	1	1
	<b>Housing West Laredo Total</b>			<b>2</b>	<b>2</b>	<b>2</b>	<b>2</b>	<b>2</b>
4010	Bridge System	Bridge Director	R44	0.25	1	0	0	0
4010	Bridge System	Bridge Manager	R44	0	0	1	1	1
4010	Bridge System	Assistant Bridge Director	R41	0.25	0	0	0	0
4010	Bridge System	Bridge Cashier Superintendent	R40	0.25	1	1	1	1
4010	Bridge System	Bridge Network Analyst	R39	0	0	0	0	0
4010	Bridge System	Bridge Operations Superintendent	R39	0.5	1	1	1	1
4010	Bridge System	Toll Equipment Technician	R36	1	1	1	1	1
4010	Bridge System	Bridge Financial Analyst	R33	0.25	1	1	1	1
4010	Bridge System	Bridge Shift Supervisor	R32	6	6	6	6	6
4010	Bridge System	Bridge Cashier/Teller	R28	4	4	4	4	4
4010	Bridge System	Clerk IV	R28	1	1	1	1	1
4010	Bridge System	Bridge Officer/Collector	R27	28	27	27	27	27
4010	Bridge System	Maintenance Crew Leader	R27	0	1	1	1	1
4010	Bridge System	Bridge Officer/Traffic	R26	18	18	18	18	18
4010	Bridge System	Building Maintenance Worker	R24	5	5	5	5	5
	<b>Bridge System Total</b>			<b>64.5</b>	<b>67</b>	<b>67</b>	<b>67</b>	<b>67</b>
4012	Bridge II	Bridge Director	R44	0.25	0	0	0	0
4012	Bridge II	Assistant Bridge Director	R41	0.25	1	0	0	0
4012	Bridge II	Assistant Bridge Manager	R41	0	0	1	1	1
4012	Bridge II	Bridge Cashier Superintendent	R40	0.25	0	0	0	0

**CITY OF LAREDO**  
**Full-Time Equivalent Position Listing**

Dept. Div.	Division Name	Position Title	Grade	Amended FY 06-07	Amended FY 07-08	Approved FY 08-09	Amended FY 08-09	Adopted FY 09-10
4012	Bridge II	Bridge Network Analyst	R39	0	0	0	0	0
4012	Bridge II	Bridge Operations Superintendent	R39	0.5	0	0	0	0
4012	Bridge II	Customer Service Center Manager	R36	0.5	1	1	1	0
4012	Bridge II	Toll Equipment Technician	R36	1	1	1	1	1
4012	Bridge II	Bridge Financial Analyst	R33	0.25	0	0	0	0
4012	Bridge II	Bridge Shift Supervisor	R32	7	7	7	7	7
4012	Bridge II	Bridge Cashier/Teller	R28	5	5	5	5	5
4012	Bridge II	Clerk IV	R28	1	1	1	1	1
4012	Bridge II	Bridge Officer/Collector	R27	21	21	21	21	21
4012	Bridge II	Bridge Officer/Traffic	R26	12	12	12	12	12
4012	Bridge II	Clerk II	R25	1	1	1	1	0
4012	Bridge II	Building Maintenance Worker	R24	6	6	6	6	5
	<b>Bridge II Total</b>			<b>56</b>	<b>56</b>	<b>56</b>	<b>56</b>	<b>53</b>
4015	Colombia Bridge Operation	Bridge Director	R44	0.25	0	0	0	0
4015	Colombia Bridge Operation	Assistant Bridge Director	R41	0.25	0	0	0	0
4015	Colombia Bridge Operation	Bridge Cashier Superintendent	R40	0.25	0	0	0	0
4015	Colombia Bridge Operation	Bridge Network Analyst	R39	0	0	0	0	0
4015	Colombia Bridge Operation	Bridge Operations Superintendent	R39	0.5	0	0	0	0
4015	Colombia Bridge Operation	Toll Equipment Technician	R36	1	1	1	1	1
4015	Colombia Bridge Operation	Bridge Financial Analyst	R33	0.25	0	0	0	0
4015	Colombia Bridge Operation	Bridge Shift Supervisor	R32	5	5	5	5	5
4015	Colombia Bridge Operation	Bridge Cashier/Teller	R28	3	3	3	3	3
4015	Colombia Bridge Operation	Bridge Officer/Collector	R27	9	9	9	9	9
4015	Colombia Bridge Operation	Clerk III	R27	1	1	1	1	1
4015	Colombia Bridge Operation	Bridge Officer/Traffic	R26	6	6	6	6	6
4015	Colombia Bridge Operation	Building Maintenance Worker	R24	3	3	3	3	3
	<b>Colombia Bridge Operation Total</b>			<b>29.5</b>	<b>28</b>	<b>28</b>	<b>28</b>	<b>28</b>
4061	Fourth Bridge	Bridge Director	R44	0.25	0	0	0	0
4061	Fourth Bridge	Assistant Bridge Director	R41	0.25	0	0	0	0
4061	Fourth Bridge	Bridge Cashier Superintendent	R40	0.25	0	0	0	0
4061	Fourth Bridge	Bridge Network Analyst	R39	1	1	1	1	1
4061	Fourth Bridge	Bridge Operations Superintendent	R39	0.5	1	1	1	1
4061	Fourth Bridge	Customer Service Center Manager	R36	0.5	0	0	0	0
4061	Fourth Bridge	Toll Equipment Technician	R36	1	1	2	2	2
4061	Fourth Bridge	Bridge Financial Analyst	R33	0.25	0	0	0	0
4061	Fourth Bridge	Bridge Shift Supervisor	R32	5	5	5	5	4
4061	Fourth Bridge	Administrative Secretary	R29	1	1	1	1	1
4061	Fourth Bridge	Bridge Cashier Teller	R28	13	13	14	14	13
4061	Fourth Bridge	Clerk IV	R28	1	1	1	1	1
4061	Fourth Bridge	Bridge Officer Collector	R27	21	21	24	24	21
4061	Fourth Bridge	Bridge Officer Traffic	R26	12	12	13	13	11
4061	Fourth Bridge	Building Maintenance Worker	R24	5	5	5	5	4
	<b>Fourth Bridge Total</b>			<b>62</b>	<b>61</b>	<b>67</b>	<b>67</b>	<b>59</b>
4110	Administration & General	Utilities Director	R45	1	1	1	1	1
4110	Administration & General	Assistant Utilities Director	R43	1	1	1	1	1
4110	Administration & General	Utilities Operations Manager	R42	0	1	1	1	1
4110	Administration & General	Utilities Operations Manager	R41	1	0	0	0	0
4110	Administration & General	Superintendent-Const. Special Projects	R38	0	1	1	1	1
4110	Administration & General	Utilities Dept. Administrator	R36	1	1	1	1	1
4110	Administration & General	Utilities Network Specialist	R36	1	1	1	1	1
4110	Administration & General	Administrative Assistant II	R35	1	1	1	1	1
4110	Administration & General	Water Conservation Planner I	R35	1	1	1	1	0

**CITY OF LAREDO**  
**Full-Time Equivalent Position Listing**

Dept. Div.	Division Name	Position Title	Grade	Amended FY 06-07	Amended FY 07-08	Approved FY 08-09	Amended FY 08-09	Adopted FY 09-10
4110	Administration & General	Business Manager	R32	1	0	0	0	0
4110	Administration & General	Safety Specialist I	R32	1	1	1	1	1
4110	Administration & General	Administrative Secretary	R29	1	1	1	1	1
4110	Administration & General	Buyer I	R29	0	0	0	0	0
4110	Administration & General	Water Conservation Inspectors	R28	0	0	5	5	0
4110	Administration & General	Clerk III	R27	2	2	2	2	2
4110	Administration & General	Maintenance Crew leader	R27	1	1	1	1	1
4110	Administration & General	Messenger	R23	1	1	1	1	1
<b>Administration &amp; General Total</b>				<b>14</b>	<b>14</b>	<b>19</b>	<b>19</b>	<b>13</b>
4112	Engineering	Civil Engineer II (P.E.)	R42	0	2	2	1	1
4112	Engineering	Engineering Manager (P.E.)	R41	1	0	0	0	0
4112	Engineering	Engineer I	R40	1	0	0	0	0
4112	Engineering	Engineering Associate II	R40	1	2	1	2	2
4112	Engineering	Engineering Associate I	R37	2	1	1	1	1
4112	Engineering	Senior Construction Inspector	R34	1	0	0	0	0
4112	Engineering	Engineering Technician	R33	2	2	1	1	1
4112	Engineering	Construction Inspector	R32	4	4	2	2	2
4112	Engineering	Water Supply Inspector	R32	1	1	1	1	1
4112	Engineering	Drafting Technician	R29	1	1	1	1	1
4112	Engineering	Clerk III	R27	1	1	1	1	1
<b>Engineering Total</b>				<b>15</b>	<b>14</b>	<b>10</b>	<b>10</b>	<b>10</b>
4115	Utilities Billing	Customer Service Superintendent	R38	1	1	1	1	1
4115	Utilities Billing	Utility Billing Supervisor	R36	1	1	1	1	1
4115	Utilities Billing	Administrative Assistant II	R35	1	1	1	1	1
4115	Utilities Billing	Auditor II	R35	0	0	0	0	0
4115	Utilities Billing	Customer Service Supervisor	R34	1	1	1	1	1
4115	Utilities Billing	Utility Collection Supervisor	R34	1	1	1	1	1
4115	Utilities Billing	Customer Service Representative II	R31	1	1	1	1	1
4115	Utilities Billing	Customer Svc. Representative	R28	12	13	13	13	13
4115	Utilities Billing	Utility Systems Crew Leader	R28	1	1	1	1	1
4115	Utilities Billing	Water Meter Reader Crew Leader	R27	1	1	1	1	1
4115	Utilities Billing	Water Meter Reader	R26	9	9	9	9	9
4115	Utilities Billing	Water Meter Servicer	R26	10	14	14	13	13
4115	Utilities Billing	Clerk II	R25	0	0	0	1	1
4115	Utilities Billing	Utility System Mechanic	R25	0	0	0	0	0
4115	Utilities Billing	Utility Maintenance Worker	R23	0	0	0	0	0
<b>Utilities Billing Total</b>				<b>39</b>	<b>44</b>	<b>44</b>	<b>44</b>	<b>44</b>
4116	Asset Management	Asset Management Coordinator	R38	1	1	1	1	1
4116	Asset Management	Project Specialist	R30	1	1	1	1	1
4116	Asset Management	Warehouse Supervisor	R29	1	1	1	1	1
4116	Asset Management	Warehouse Clerk	R25	1	1	1	2	2
4116	Asset Management	Utility Maintenance Worker	R23	1	1	1	0	0
<b>Asset Management Total</b>				<b>5</b>	<b>5</b>	<b>5</b>	<b>5</b>	<b>5</b>
4120	Water Treatment	Water Treatment Superintendent	R38	1	1	1	1	1
4120	Water Treatment	Assistant Superintendent	R36	1	1	1	1	1
4120	Water Treatment	Building & Grounds Supervisor	R34	1	1	1	1	1
4120	Water Treatment	Chief Operator	R33	0	0	0	0	0
4120	Water Treatment	Plant Operator III	R33	7	9	9	8	8
4120	Water Treatment	Administrative Assistant I	R32	1	1	1	1	1
4120	Water Treatment	Plant Operator II	R30	4	3	3	5	5
4120	Water Treatment	Electrician Journeyman	R28	1	1	1	1	1
4120	Water Treatment	Utility Systems Crew Leader	R28	2	2	2	2	2

**CITY OF LAREDO**  
**Full-Time Equivalent Position Listing**

Dept. Div.	Division Name	Position Title	Grade	Amended FY 06-07	Amended FY 07-08	Approved FY 08-09	Amended FY 08-09	Adopted FY 09-10
4120	Water Treatment	Heavy Equipment Operator	R27	1	2	2	2	2
4120	Water Treatment	Plant Operator I	R27	3	2	2	1	4
4120	Water Treatment	Heavy Truck Driver	R26	1	0	0	0	0
4120	Water Treatment	Utility Systems Mechanic	R25	7	8	8	8	8
4120	Water Treatment	Groundskeeper	R23	2	2	2	2	2
4120	Water Treatment	Utility Maintenance Worker	R23	1	0	0	0	0
	<b>Water Treatment Total</b>			<b>33</b>	<b>33</b>	<b>33</b>	<b>33</b>	<b>36</b>
4130	Transmission & Distribution	Water Distribution Superintendent	R38	1	1	1	1	1
4130	Transmission & Distribution	Assistant Superintendent	R36	1	1	1	1	1
4130	Transmission & Distribution	Utility Systems Supervisor	R32	2	2	2	2	2
4130	Transmission & Distribution	Utility Systems Crew Leader	R28	8	8	8	8	8
4130	Transmission & Distribution	Clerk III	R27	1	1	1	1	1
4130	Transmission & Distribution	Heavy Equipment Operator	R27	6	6	6	6	6
4130	Transmission & Distribution	Heavy Truck Driver	R26	6	6	6	6	6
4130	Transmission & Distribution	Utility Systems Mechanic	R25	3	3	3	3	3
4130	Transmission & Distribution	Utility Maintenance Worker	R23	12	12	12	12	12
	<b>Transmission &amp; Distribution Total</b>			<b>40</b>	<b>40</b>	<b>40</b>	<b>40</b>	<b>40</b>
4135	Water Pollution Control	Water Pollution Superintendent	R38	1	1	1	1	1
4135	Water Pollution Control	Construction Inspector	R32	0	0	0	0	0
4135	Water Pollution Control	Cross Connection Coordinator	R32	1	0	0	0	0
4135	Water Pollution Control	Cross Connection Inspector	R32	0	1	1	1	1
4135	Water Pollution Control	Pretreatment Coordinator	R32	1	1	1	1	1
4135	Water Pollution Control	Laboratory Analyst	R30	2	2	2	2	2
4135	Water Pollution Control	Environmental Technician	R29	2	2	2	2	2
4135	Water Pollution Control	Customer Service Representative	R28	0	1	0	0	0
4135	Water Pollution Control	Water Poll. Control Field Insp.	R27	1	1	1	1	1
	<b>Water Pollution Control Total</b>			<b>8</b>	<b>9</b>	<b>8</b>	<b>8</b>	<b>8</b>
4180	Water Availability	Water Conservation Planner I	R35	0	0	0	0	1
4180	Water Availability	Water Conservation Inspectors	R28	5	5	0	0	5
	<b>Water Availability Total</b>			<b>5</b>	<b>5</b>	<b>0</b>	<b>0</b>	<b>6</b>
4183	2006 CO Bond	Utility System Crew Leader	R28	5	5	0	0	0
4183	2006 CO Bond	Heavy Equipment Operator	R27	5	5	0	0	0
4183	2006 CO Bond	Heavy Truck Driver	R26	5	5	0	0	0
4183	2006 CO Bond	Utility System Mechanic	R25	5	5	0	0	0
	<b>2006 CO Bond Total</b>			<b>20</b>	<b>20</b>	<b>0</b>	<b>0</b>	<b>0</b>
4185	2008 B Tax./Rev. Cert.	Utility System Crew Leader	R28	0	0	5	5	5
4185	2008 B Tax./Rev. Cert.	Heavy Equipment Operator	R27	0	0	5	5	5
4185	2008 B Tax./Rev. Cert.	Heavy Truck Driver	R26	0	0	5	5	5
4185	2008 B Tax./Rev. Cert.	Utility System Mechanic	R25	0	0	5	5	5
	<b>2008 B Tax./Rev. Cert. Total</b>			<b>0</b>	<b>0</b>	<b>20</b>	<b>20</b>	<b>20</b>
4210	Wastewater Treatment	Wastewater Treatment Supt.	R38	1	1	1	1	1
4210	Wastewater Treatment	Assistant Superintendent	R36	1	1	1	1	1
4210	Wastewater Treatment	Administrative Assistant II	R35	1	1	1	1	1
4210	Wastewater Treatment	Wastewater Treatment Oper. Supt.	R34	0	1	1	1	1
4210	Wastewater Treatment	Plant Operator III	R33	6	7	7	7	7
4210	Wastewater Treatment	Master Electrician	R32	1	1	1	1	1
4210	Wastewater Treatment	Operations Supervisor	R32	1	0	0	0	0
4210	Wastewater Treatment	Utility Systems Supervisor	R32	1	1	1	1	1
4210	Wastewater Treatment	Plant Operator II	R30	4	3	3	5	5
4210	Wastewater Treatment	Buyer I	R29	1	1	1	1	1
4210	Wastewater Treatment	Electrician Journeyman	R28	1	1	1	1	1
4210	Wastewater Treatment	Utility Systems Crew Leader	R28	2	2	2	2	2



**CITY OF LAREDO**  
**Full-Time Equivalent Position Listing**

Dept. Div.	Division Name	Position Title	Grade	Amended FY 06-07	Amended FY 07-08	Approved FY 08-09	Amended FY 08-09	Adopted FY 09-10
4210	Wastewater Treatment	Heavy Equipment Operator	R27	5	5	5	5	5
4210	Wastewater Treatment	Plant Operator I	R27	5	5	5	3	6
4210	Wastewater Treatment	Heavy Truck Driver	R26	0	0	0	0	0
4210	Wastewater Treatment	Clerk II	R25	1	1	1	1	1
4210	Wastewater Treatment	Utility Systems Mechanic	R25	6	6	6	6	6
4210	Wastewater Treatment	Utility Maintenance Worker	R23	1	1	1	1	1
	<b>Wastewater Treatment Total</b>			<b>38</b>	<b>38</b>	<b>38</b>	<b>38</b>	<b>41</b>
4220	Wastewater Collection	Administrative Planner	R41	0	1	1	1	1
4220	Wastewater Collection	Master Electrician	R32	1	1	1	1	1
4220	Wastewater Collection	Utility Systems Supervisor	R32	2	2	2	2	2
4220	Wastewater Collection	Utility Systems Crew Leader	R28	5	4	4	4	4
4220	Wastewater Collection	Clerk III	R27	1	1	1	1	1
4220	Wastewater Collection	Heavy Equipment Operator	R27	13	13	13	14	14
4220	Wastewater Collection	Utility System Mechanic	R25	1	1	1	1	1
4220	Wastewater Collection	Utility Maintenance Worker	R23	8	8	8	7	7
	<b>Wastewater Collection Total</b>			<b>31</b>	<b>31</b>	<b>31</b>	<b>31</b>	<b>31</b>
5010	Administration	Housing Rehab Loan Specialist	R31	1	1	1	1	1
	<b>Administration Total</b>			<b>1</b>	<b>1</b>	<b>1</b>	<b>1</b>	<b>1</b>
5310	Administration	Convention & Visitors Bureau Mgr.	R43	0	0	0	0	0
5310	Administration	Convention & Visitors Bureau Dir.	R43	1	1	0	1	1
5310	Administration	Laredo Con. & Visitors Asst. Director	R41	1	1	0	1	1
5310	Administration	Marketing Manager	R39	0	0	0	1	1
5310	Administration	Tourism Sales Manager	R36	0	0	0	1	1
5310	Administration	Administrative Assistant II	R35	0	0	0	1	1
5310	Administration	CVB Project Coordinator	R33	0	0	0	1	1
5310	Administration	Administrative Assistant I	R32	0	0	0	1	1
5310	Administration	Administrative Secretary	R29	1	1	0	1	1
5310	Administration	Clerk I	R23	0	0	0	3	3
5310	Administration	Messenger	R23	0	0	0	1	1
5310	Administration	Custodian	R23	1	1	0	0	0
	<b>Administration Total</b>			<b>4</b>	<b>4</b>	<b>0</b>	<b>12</b>	<b>12</b>
5315	Marketing	Marketing Manager	R39	0	1	0	0	0
5315	Marketing	Sport Marketing/Conv. Svc Mgr.	R36	0	1	0	0	0
5315	Marketing	Tourism Sales Manager	R36	0	0	0	0	0
5315	Marketing	Administrative Assistant II	R35	0	0	0	0	0
5315	Marketing	CVB Project Coordinator	R33	1	1	0	0	0
5315	Marketing	Administrative Assistant I	R32	0	1	0	0	0
5315	Marketing	Clerk I	R23	2.5	3	0	0	0
	<b>Marketing Total</b>			<b>3.5</b>	<b>7</b>	<b>0</b>	<b>0</b>	<b>0</b>
5319	Convention Sales	Laredo Con.& Visitors Asst. Dir.	R41	0	0	0	0	0
5319	Convention Sales	Marketing Manager	R39	1	0	0	0	0
5319	Convention Sales	Administrative Assistant I	R32	1	0	0	0	0
5319	Convention Sales	Clerk IV	R28	0	0	0	0	0
	<b>Convention Sales Total</b>			<b>2</b>	<b>0</b>	<b>0</b>	<b>0</b>	<b>0</b>
5320	Tourism Sales	Sport Marketing / Con. Svc. Mgr.	R36	1	0	0	0	0
	<b>Tourism Sales Total</b>			<b>1</b>	<b>0</b>	<b>0</b>	<b>0</b>	<b>0</b>
5505	C.A.S.S. / Administration	Comm. & Admin. Support Svcs. Mgr.	R43	0	0	1	1	1
5505	C.A.S.S. / Administration	Legislative Liaison	R41	0	0	1	1	1
	<b>C.A.S.S. / Administration Total</b>			<b>0</b>	<b>0</b>	<b>2</b>	<b>2</b>	<b>2</b>
5507	C.A.S.S. / 311 Program	Customer Service Coordinator	R33	0	0	1	1	1
5507	C.A.S.S. / 311 Program	Customer Service Representative	R28	0	0	4	4	4
	<b>C.A.S.S. / 311 Program Total</b>			<b>0</b>	<b>0</b>	<b>5</b>	<b>5</b>	<b>5</b>

**CITY OF LAREDO**  
**Full-Time Equivalent Position Listing**

Dept. Div.	Division Name	Position Title	Grade	Amended FY 06-07	Amended FY 07-08	Approved FY 08-09	Amended FY 08-09	Adopted FY 09-10
5510	Telecommunication	Info. Tech. & Support Svcs. Dir.	R45	0.25	1	0	0	0
5510	Telecommunication	Info. Svcs & Telecom Director	R45	0	0	1	1	1
5510	Telecommunication	Administrative Assistant I	R32	1	1	1	1	1
5510	Telecommunication	Custodian	R23	0.5	1	1	1	1
	<b>Telecommunication Total</b>			<b>1.75</b>	<b>3</b>	<b>3</b>	<b>3</b>	<b>3</b>
5515	Radio Communication	Radio Manager	R39	1	1	1	1	1
	<b>Radio Communication Total</b>			<b>1</b>	<b>1</b>	<b>1</b>	<b>1</b>	<b>1</b>
5520	Mainframe	Info. Tech. & Support Svcs. Dir.	R45	0.25	0	0	0	0
5520	Mainframe	Mgmt. Info. Systems Analyst	R39	1	1	1	1	1
5520	Mainframe	Mgmt. Info. Application Analyst	R36	1	2	2	2	2
5520	Mainframe	Computer Operator	R27	1	1	1	1	1
5520	Mainframe	Clerk I	R23	1	1	1	1	1
	<b>Mainframe Total</b>			<b>4.25</b>	<b>5</b>	<b>5</b>	<b>5</b>	<b>5</b>
5525	Network	Network Administrator	R39	1	1	1	1	1
5525	Network	Network Systems Manager	R39	1	1	0	0	0
5525	Network	Network Specialist	R36	5	5	3	3	3
5525	Network	Computer Operator	R27	1	1	1	1	1
	<b>Network Total</b>			<b>8</b>	<b>8</b>	<b>5</b>	<b>5</b>	<b>5</b>
5530	I-Net	Network Systems Manager	R39	0	0	1	1	1
5530	I-Net	Network Specialist	R36	0	0	2	2	2
	<b>I-Net Total</b>			<b>0</b>	<b>0</b>	<b>3</b>	<b>3</b>	<b>3</b>
5540	Public Access Center	Info. Tech. & Support Svcs. Dir.	R45	0.25	0	0	0	0
5540	Public Access Center	Public Access-Media Svcs. Mgr.	R41	0	0	0	1	1
5540	Public Access Center	Public Communication Ctr. Mgr.	R37	1	1	1	0	0
5540	Public Access Center	Micro Computer Specialist	R33	1	0	0	0	0
5540	Public Access Center	Audio Visual Technician II	R30	0	0	0	1	1
5540	Public Access Center	Audio Visual Production Supervisor	R28	1	1	1	1	1
5540	Public Access Center	Audio Visual Technical Assistant	R24	3	3	3	3	3
5540	Public Access Center	Camera Person	R24	1	1	1	0	0
5540	Public Access Center	Clerk I	R23	1	1	1	1	1
5540	Public Access Center	Custodian	R23	0.5	0	0	0	0
	<b>Public Access Center Total</b>			<b>8.75</b>	<b>7</b>	<b>7</b>	<b>7</b>	<b>7</b>
5550	Risk Management	Info. Tech. & Support Svcs. Dir.	R45	0.25	0	0	0	0
5550	Risk Management	Human Resource Director	R43	0	0	0	0	0
5550	Risk Management	Human Resources Officer	R41	0	0	0	0	0
5550	Risk Management	Risk Manager	R41	1	1	0	0	0
5550	Risk Management	Safety Supervisor	R36	1	0	0	0	0
5550	Risk Management	Safety Specialist II	R34	2	2	0	0	0
5550	Risk Management	Administrative Assistant I	R32	0	1	0	0	0
5550	Risk Management	Safety specialist I	R32	0	1	0	0	0
5550	Risk Management	Senior Claims Analyst	R32	1	1	0	0	0
5550	Risk Management	Personnel Assistant I	R28	1	1	0	0	0
5550	Risk Management	Clerk III	R27	1	0	0	0	0
5550	Risk Management	Clerk I	R23	0	0	0	0	0
5550	Risk Management	Custodian	R22	0.5	0	0	0	0
	<b>Risk Management Total</b>			<b>7.75</b>	<b>7</b>	<b>0</b>	<b>0</b>	<b>0</b>
5560	Employee Health & Wellness	Employee Health Nurse	R40	1	1	0	0	0
5560	Employee Health & Wellness	Registered Nurse II	R38	1	1	0	0	0
5560	Employee Health & Wellness	Administrative Assistant I	R32	1	0	0	0	0
5560	Employee Health & Wellness	Licensed Vocational Nurse II	R31	1	1	0	0	0
5560	Employee Health & Wellness	Clerk III	R27	0	1	0	0	0
5560	Employee Health & Wellness	Clerk II	R25	1	1	0	0	0

**CITY OF LAREDO**  
**Full-Time Equivalent Position Listing**

Dept. Div.	Division Name	Position Title	Grade	Amended FY 06-07	Amended FY 07-08	Approved FY 08-09	Amended FY 08-09	Adopted FY 09-10
	<b>Employee Health &amp; Wellness Total</b>			<b>5</b>	<b>5</b>	<b>0</b>	<b>0</b>	<b>0</b>
5561	State Emergency	911 Program Manager	R39	0	0	1	1	1
5561	State Emergency	911 Mapping & Dbase Maint. Supv.	R33	0	0	1	1	1
5561	State Emergency	911 Program Specialist	R33	0	0	1	1	1
5561	State Emergency	Administrative Assistant I	R32	0	0	1	1	1
	<b>State Emergency Total</b>			<b>0</b>	<b>0</b>	<b>4</b>	<b>4</b>	<b>4</b>
5568	911 Regional - Other	Clerk II	R25	0	0	1	1	1
	<b>911 Regional - Other Total</b>			<b>0</b>	<b>0</b>	<b>1</b>	<b>1</b>	<b>1</b>
6002	HIV Prevention	AIDS Program Coordinator	R36	0.32	1	1	1	1
6002	HIV Prevention	Administrative Assistant II	R35	0.77	1	1	1	1
6002	HIV Prevention	Caseworker	R34	0.05	1	1	1	1
6002	HIV Prevention	Health Educator II	R32	1	2	2	2	2
6002	HIV Prevention	Health Educator	R31	0	0	0	0	0
6002	HIV Prevention	Health Educator Assistant	R29	1	0	0	0	0
6002	HIV Prevention	Health Educator I	R29	1	1	1	1	1
6002	HIV Prevention	Community Service Aide	R23	1.2	0.67	1	1	1
	<b>HIV Prevention Total</b>			<b>5.34</b>	<b>6.67</b>	<b>7</b>	<b>7</b>	<b>7</b>
6003	TB Federal	Chief Preventive Health Service	R41	0.15	0	0	0	0
6003	TB Federal	RN, Nurse Supervisor	R39	0.15	0	0	0	0
6003	TB Federal	Medical Technician	R31	1	1	1	1	1
6003	TB Federal	Public Health Investigator	R31	1	1	1	1	1
6003	TB Federal	Pharmacy Technician	R29	0	0	0	0	0
6003	TB Federal	Clerk II	R25	1	1	1	1	1
	<b>TB Federal Total</b>			<b>3.3</b>	<b>3</b>	<b>3</b>	<b>3</b>	<b>3</b>
6004	Primary Health Care	RN Nurse Supervisor	R39	0	0	0	0	0
6004	Primary Health Care	Licensed Vocational Nurse III	R33	1	1	1	1	1
6004	Primary Health Care	Registered Nurse II	R32	0.5	1	1	1	1
6004	Primary Health Care	Licensed Vocational Nurse II	R31	0	0	0	0	0
6004	Primary Health Care	Health Aide	R24	0.2	0	0	0	0
6004	Primary Health Care	Nutrition Aide	R24	0	0	0	0	0
	<b>Primary Health Care Total</b>			<b>1.7</b>	<b>2</b>	<b>2</b>	<b>2</b>	<b>2</b>
6005	TB Elimination	RN Nurse Supervisor	R39	0.85	1	1	1	1
6005	TB Elimination	Licensed Vocational Nurse III	R33	1	1	1	1	1
6005	TB Elimination	Pharmacy Technician	R29	0	0	0	0	0
6005	TB Elimination	Clerk II	R25	0	0	0	0	0
6005	TB Elimination	Community Service Aide	R23	1	1	1	1	1
	<b>TB Elimination Total</b>			<b>2.85</b>	<b>3</b>	<b>3</b>	<b>3</b>	<b>3</b>
6006	Immunization Action Plan	RN, Nurse Supervisor	R39	1	1	1	1	1
6006	Immunization Action Plan	Registered Nurse II	R38	0.2	0	0	0	0
6006	Immunization Action Plan	Sr. Programmer/Analyst	R37	0.4	0	0	0	0
6006	Immunization Action Plan	Microcomputer Specialist	R33	0	0	0	0	0
6006	Immunization Action Plan	Health Educator I	R29	2	2	2	2	2
6006	Immunization Action Plan	Pharmacy Technician	R29	0.15	0	0	0	0
6006	Immunization Action Plan	Immunization Technician	R26	0	0	0	0	0
6006	Immunization Action Plan	Clerk-Typist	R24	1	1	1	1	1
6006	Immunization Action Plan	Community Service Aide	R23	1	1	1	1	1
	<b>Immunization Action Plan Total</b>			<b>5.75</b>	<b>5</b>	<b>5</b>	<b>5</b>	<b>5</b>
6007	O.P.H.P.	Health Director	R45	0	0	0	0	0
6007	O.P.H.P.	Assistant Health Director	R41	0.5	0	0	0	0
6007	O.P.H.P.	Chief, Preventive Health Services	R41	0.85	1	1	1	1
6007	O.P.H.P.	Chief of Health Education	R39	0.75	1	1	1	1
6007	O.P.H.P.	Chief, Grant and Budget	R39	0.1	0	0	0	0

**CITY OF LAREDO**  
**Full-Time Equivalent Position Listing**

Dept. Div.	Division Name	Position Title	Grade	Amended FY 06-07	Amended FY 07-08	Approved FY 08-09	Amended FY 08-09	Adopted FY 09-10
6007	O.P.H.P.	Registered Nurse II	R38	0	0	0	1	1
6007	O.P.H.P.	Sr. Programmer/Analyst	R37	0.6	1	1	1	1
6007	O.P.H.P.	Sanitarian II	R34	1	1	1	1	1
6007	O.P.H.P.	Micro Computer Specialist	R33	0.4	0	0	0	0
6007	O.P.H.P.	Clerk II	R25	0	0	0	0	0
	<b>O.P.H.P. Total</b>			<b>4.2</b>	<b>4</b>	<b>4</b>	<b>5</b>	<b>5</b>
6008	WIC	Chief, Public Health Nutrition	R41	0	0	0	0	0
6008	WIC	Chief, Public Health Nutrition	R40	0.9	1	1	1	1
6008	WIC	RN, Nurse Supervisor	R39	1	0	0	0	0
6008	WIC	Health Educator Supervisor	R38	1	1	1	1	1
6008	WIC	WIC Supervisor	R37	1	1	1	1	1
6008	WIC	Nutritionist	R36	7.5	7.5	7.5	7.5	7.5
6008	WIC	Administrative Assistant II	R35	0	0	0	0	0
6008	WIC	Licensed Vocational Nurse III	R33	1	1	1	1	1
6008	WIC	Health Educator	R31	1	0	0	0	0
6008	WIC	Licensed Vocational Nurse II	R31	5	5	5	5	5
6008	WIC	Administrative Secretary	R29	1	1	1	1	1
6008	WIC	Health Educator I	R29	1	1	1	1	1
6008	WIC	Licensed Vocational Nurse I	R29	2	2	2	2	2
6008	WIC	Building Maintenance Mechanic	R28	1	0	0	0	0
6008	WIC	Clerk IV	R28	1	1	1	1	1
6008	WIC	Clerk III	R27	2	2	2	2	2
6008	WIC	Maintenance Crew Leader	R27	0.5	0	0	0	0
6008	WIC	Secretary	R27	1	0	0	0	0
6008	WIC	Clerk II	R25	3	3	3	3	3
6008	WIC	Breastfeeding Peer Lay Educator	R24	5	5	5	5	5
6008	WIC	Clerk-Typist	R24	4	4	4	4	4
6008	WIC	Clerk I	R23	7	7	7	7	7
6008	WIC	Community Service Aide	R23	4	4	4	4	4
6008	WIC	Custodian	R23	5	5	5	5	5
6008	WIC	Groundskeeper	R23	1	1	1	1	1
6008	WIC	Nutrition Aide	R23	34	34	34	34	34
	<b>WIC Total</b>			<b>90.9</b>	<b>86.5</b>	<b>86.5</b>	<b>86.5</b>	<b>86.5</b>
6009	WIC - Expansion	Nutritionist	R36	0	1	1	1	1
6009	WIC - Expansion	Licensed Vocational Nurse III	R33	0	1	1	1	1
6009	WIC - Expansion	Licensed Vocational Nurse II	R31	0	1	1	0	0
6009	WIC - Expansion	Clerk I	R23	0	2	2	2	2
6009	WIC - Expansion	Nutrition Aide	R23	0	3	3	4	4
	<b>WIC - Expansion Total</b>			<b>0</b>	<b>8</b>	<b>8</b>	<b>8</b>	<b>8</b>
6010	Bioterrorism	Chief of Epidemiology	R41	0.4	0	0	0	0
6010	Bioterrorism	RN, Nurse Supervisor	R39	1	1	0	0	0
6010	Bioterrorism	Epidemiologist	R38	1	1	1	1	1
6010	Bioterrorism	Registered Nurse II	R38	1	1	1	0	0
6010	Bioterrorism	Public Health Technician	R36	1	0	0	2	1
6010	Bioterrorism	Micro Computer Specialist	R33	0.6	1	1	1	1
6010	Bioterrorism	Health Educator II	R32	0	0	0	1	1
6010	Bioterrorism	Health Educator	R31	1	1	1	0	0
6010	Bioterrorism	Clerk II	R25	1	0	0	1	1
	<b>Bioterrorism Total</b>			<b>7</b>	<b>5</b>	<b>4</b>	<b>6</b>	<b>5</b>
6011	Bio T Pandemic Flu	Epidemiologist	R38	1	1	1	1	0
6011	Bio T Pandemic Flu	Public Health Technician	R36	1	1	1	0	0
	<b>Bio T Pandemic Flu Total</b>			<b>2</b>	<b>2</b>	<b>2</b>	<b>1</b>	<b>0</b>

**CITY OF LAREDO**  
**Full-Time Equivalent Position Listing**

Dept. Div.	Division Name	Position Title	Grade	Amended FY 06-07	Amended FY 07-08	Approved FY 08-09	Amended FY 08-09	Adopted FY 09-10
6013	OBH-EWIDS	Epidemiologist	R38	0	1	1	1	1
6013	OBH-EWIDS	Public Health Technician	R36	0	3	3	3	1
	<b>OBH-EWIDS Total</b>			<b>0</b>	<b>4</b>	<b>4</b>	<b>4</b>	<b>2</b>
6014	HIV (PHSHIP)	AIDS Program Coordinator	R36	0.06	0	0	0	0
6014	HIV (PHSHIP)	Case Worker	R34	0.95	0	0	0	0
6014	HIV (PHSHIP)	Health Educator II	R32	1	0	0	0	0
6014	HIV (PHSHIP)	Health Educator Assistant	R29	0	0	0	0	0
6014	HIV (PHSHIP)	Community Service Aide	R23	0.5	0	0	0	0
	<b>HIV (PHSHIP) Total</b>			<b>2.51</b>	<b>0</b>	<b>0</b>	<b>0</b>	<b>0</b>
6015	Title V / MCH	Chief of Mat'l Child Hlth Svcs.	R41	0	0	0	0	0
6015	Title V / MCH	Registered Nurse II	R38	1.5	0	0	0	0
6015	Title V / MCH	Caseworker	R34	1	0	0	0	0
6015	Title V / MCH	Administrative Assistant I	R32	1	0	0	0	0
6015	Title V / MCH	Pharmacy Technician	R29	0	0	0	0	0
6015	Title V / MCH	Clerk III	R27	1	0	0	0	0
6015	Title V / MCH	Health Aide	R24	0.8	0	0	0	0
6015	Title V / MCH	Clerk I	R23	1	0	0	0	0
	<b>Title V / MCH Total</b>			<b>6.3</b>	<b>0</b>	<b>0</b>	<b>0</b>	<b>0</b>
6017	Title V / Family Planning	Chief of Mat'l Child Hlth Svcs.	R41	0	0	0	0	0
6017	Title V / Family Planning	Health Aide	R24	1	1	1	1	1
	<b>Title V / Family Planning Total</b>			<b>1</b>	<b>1</b>	<b>1</b>	<b>1</b>	<b>1</b>
6018	Title V / Parental	Registered Nurse II	R38	0	1	1	1	1
6018	Title V / Parental	Caseworker	R34	0	1	1	1	1
6018	Title V / Parental	Administrative Assistant I	R32	0	1	1	1	1
6018	Title V / Parental	Health Aide	R24	0	1	1	1	1
6018	Title V / Parental	Clerk I	R23	0	1	1	1	1
	<b>Title V / Parental Total</b>			<b>0</b>	<b>5</b>	<b>5</b>	<b>5</b>	<b>5</b>
6020	Title V / Dental	Chief of Dental Health Services	R42	0	0	0	0	0
	<b>Title V / Dental Total</b>			<b>0</b>	<b>0</b>	<b>0</b>	<b>0</b>	<b>0</b>
6020	HIV Ryan White	AIDS Program Coordinator	R36	0.32	0	0	0	0
6020	HIV Ryan White	Caseworker	R34	1.65	3	3	3	3
6020	HIV Ryan White	Pharmacy Technician	R29	0.1	0	0	0	0
6020	HIV Ryan White	Clerk II	R25	1	1	1	1	1
	<b>HIV Ryan White Total</b>			<b>3.07</b>	<b>4</b>	<b>4</b>	<b>4</b>	<b>4</b>
6021	HIV Services	AIDS Program Coordinator	R36	0.21	0	0	0	0
6021	HIV Services	Caseworker	R34	0.35	0	0	0	0
6021	HIV Services	Computer Operator	R27	1	1	1	1	1
	<b>HIV Services Total</b>			<b>1.56</b>	<b>1</b>	<b>1</b>	<b>1</b>	<b>1</b>
6026	STFAN	AIDS Program Coordinator	R36	0.09	0	0	0	0
6026	STFAN	Administrative Assistant II	R35	0.23	0	0	0	0
	<b>STFAN Total</b>			<b>0.32</b>	<b>0</b>	<b>0</b>	<b>0</b>	<b>0</b>
6048	E.P.A. Care	Epidemiologist	R38	0	1	1	1	1
6048	E.P.A. Care	Community Service Aide	R23	0	0	0	0	0
	<b>E.P.A. Care Total</b>			<b>0</b>	<b>1</b>	<b>1</b>	<b>1</b>	<b>1</b>
6061	Breast & Cervical Cancer	Registered Nurse II	R38	0	0	0	0	0
	<b>Breast &amp; Cervical Cancer Total</b>			<b>0</b>	<b>0</b>	<b>0</b>	<b>0</b>	<b>0</b>
6075	Children's Health Ins. Pilot	Program Coordinator	R33	1	0	0	0	0
	<b>Children's Health Ins. Pilot Total</b>			<b>1</b>	<b>0</b>	<b>0</b>	<b>0</b>	<b>0</b>
6095	Environmental Protection	Public Health Technician	R36	1	0	0	0	0
	<b>Environmental Protection Total</b>			<b>1</b>	<b>0</b>	<b>0</b>	<b>0</b>	<b>0</b>

**CITY OF LAREDO**  
**Full-Time Equivalent Position Listing**

Dept. Div.	Division Name	Position Title	Grade	Amended FY 06-07	Amended FY 07-08	Approved FY 08-09	Amended FY 08-09	Adopted FY 09-10
6201	TCEQ / Cont. Air Monitoring	Chief of Environmental Hlth Svcs.	R40	0	0	0	0	0
6201	TCEQ / Cont. Air Monitoring	Sanitarian II	R34	0	0	0	0	0
6201	TCEQ / Cont. Air Monitoring	Sanitarian I	R33	0.5	0	0	0	0
6201	TCEQ / Cont. Air Monitoring	Sanitation Inspector II	R31	1	1	1	1	1
<b>TCEQ / Cont. Air Monitoring Total</b>				<b>1.5</b>	<b>1</b>	<b>1</b>	<b>1</b>	<b>1</b>
6400	Bienestar	Chief of Health Education	R41	0.25	0	0	0	0
6400	Bienestar	Chief, Public Health Nutrition	R40	0.1	0	0	0	0
6400	Bienestar	Public Health Technician	R36	1	1	1	1	1
6400	Bienestar	Health Educator I	R29	1	1	1	1	1
<b>Bienestar Total</b>				<b>2.35</b>	<b>2</b>	<b>2</b>	<b>2</b>	<b>2</b>
6402	UTHSCSA Dental School	Building Maintenance Mechanic	R28	0	0	0	1	1
6402	UTHSCSA Dental School	Medical Office Assistant	R28	0	0	0	1	1
6402	UTHSCSA Dental School	Clerk III	R27	0	0	0	1	1
6402	UTHSCSA Dental School	Chief of Dental Health Services	R42	0	0	0	1	1
<b>UTHSCSA Dental School Total</b>				<b>0</b>	<b>0</b>	<b>0</b>	<b>4</b>	<b>4</b>
6403	STCADA	Public Health Investigator	R31	0	0	0	0	0
6403	STCADA	Community Service Aide	R23	0.3	0	0	0	0
<b>STCADA Total</b>				<b>0.3</b>	<b>0</b>	<b>0</b>	<b>0</b>	<b>0</b>
6501	Scan HIV Testing	Health Educator I	R29	0	1	1	1	1
<b>Scan HIV Testing Total</b>				<b>0</b>	<b>1</b>	<b>1</b>	<b>1</b>	<b>1</b>
6948	Affordable Home Program	Administrative Assistant II	R35	1	1	1	1	1
6948	Affordable Home Program	Administrative Assistant I	R32	1	1	1	1	1
6948	Affordable Home Program	Housing Rehab Inspector	R32	0.5	1	1	1	1
<b>Affordable Home Program Total</b>				<b>2.5</b>	<b>3</b>	<b>3</b>	<b>3</b>	<b>3</b>
7500	Administration	Economic Development Director	R44	0	0	1	1	1
7510	Administration	Economic Development Director	R44	0	0	0	0	0
7510	Administration	Convention & Visitors Bureau Mgr.	R43	0	0	1	0	0
7510	Administration	Laredo Con. & Visitors Asst. Dir.	R41	0	0	1	0	0
7510	Administration	Marketing Manager	R39	0	0	1	0	0
7510	Administration	Tourism Sales Manager	R36	0	0	1	0	0
7510	Administration	Administrative Assistant II	R35	0	0	1	0	0
7510	Administration	CVB Project Coordinator	R33	0	0	1	0	0
7510	Administration	Administrative Assistant I	R32	0	0	1	0	0
7510	Administration	Administrative Secretary	R29	0	0	1	0	0
7510	Administration	Clerk I	R23	0	0	3	0	0
7510	Administration	Messenger	R23	0	0	1	0	0
<b>Administration Total</b>				<b>0</b>	<b>0</b>	<b>13</b>	<b>1</b>	<b>1</b>
8035	Code Enforcement	Property Codes Enforce Supvr.	R34	0	0	0	0	0
8035	Code Enforcement	Property Codes Enforce Insp II	R31	0	2	2	2	2
8035	Code Enforcement	Property Codes Enforce Supvr.	R31	0	1	1	1	1
<b>Code Enforcement Total</b>				<b>0</b>	<b>3</b>	<b>3</b>	<b>3</b>	<b>3</b>
8040	Center for Non-Profit Mgmt.	Non-Profit & Volunteer Ctr. Coord.	R35	0	1	1	1	1
<b>Center for Non-Profit Mgmt. Total</b>				<b>0</b>	<b>1</b>	<b>1</b>	<b>1</b>	<b>1</b>
8041	Real Estate	Noise Abatement Specialist	R35	0	0	1	1	1
8041	Real Estate	Administrative Assistant I	R32	0	0	1	1	1
8041	Real Estate	Land Acquisition Negotiator	R32	0	0	3	3	3
8041	Real Estate	Land Acquisition Examiner	R31	0	0	1	1	1
<b>Real Estate Total</b>				<b>0</b>	<b>0</b>	<b>6</b>	<b>6</b>	<b>6</b>
9235	Code Enf. Non-CDBG	Property Codes Enforce Supvr.	R34	0.05	0	0	0	0
9235	Code Enf. Non-CDBG	Property Codes Enforce Insp II	R31	2	0	0	0	0
<b>Code Enf. Non-CDBG Total</b>				<b>2.05</b>	<b>0</b>	<b>0</b>	<b>0</b>	<b>0</b>

**CITY OF LAREDO**  
**Full-Time Equivalent Position Listing**

Dept. Div.	Division Name	Position Title	Grade	Amended FY 06-07	Amended FY 07-08	Approved FY 08-09	Amended FY 08-09	Adopted FY 09-10
9510	Administration	Community Development Director	R43	0.75	1	1	1	1
9510	Administration	Program Administrator	R41	1	1	1	1	1
9510	Administration	Compliance Officer	R38	0	1	1	1	1
9510	Administration	Housing Rehab. Manager	R37	0.5	1	1	1	1
9510	Administration	Administrative Assistant II	R35	2	1	1	1	1
9510	Administration	Administrative Assistant I	R32	1	2	2	2	2
9510	Administration	Executive Secretary	R32	0	0	0	0	0
9510	Administration	Clerk II	R25	1	1	1	1	1
9510	Administration	Custodian	R23	0.5	0.5	0.5	0.5	0.5
	<b>Administration Total</b>			<b>6.75</b>	<b>8.5</b>	<b>8.5</b>	<b>8.5</b>	<b>8.5</b>
9520	Housing Rehab.	Housing Rehab Manager	R37	0.5	0	0	0	0
9520	Housing Rehab.	Housing Rehab Inspector	R32	1.5	1	1	1	1
9520	Housing Rehab.	Drafting Technician	R29	1	1	1	1	1
9520	Housing Rehab.	Housing Eligibility Technician	R28	1	1	1	1	1
	<b>Housing Rehab. Total</b>			<b>4</b>	<b>3</b>	<b>3</b>	<b>3</b>	<b>3</b>
9530	Code Enforcement	Property Codes Enforce Supvr	R34	0.95	1	1	1	1
9530	Code Enforcement	Property Codes Enforce Insp II	R31	5	5	5	5	5
9530	Code Enforcement	Clerk II	R25	1	1	1	1	1
	<b>Code Enforcement Total</b>			<b>6.95</b>	<b>7</b>	<b>7</b>	<b>7</b>	<b>7</b>
9531	Graffiti Removal	Maintenance Worker	R25	1	1	1	1	1
	<b>Graffiti Removal Total</b>			<b>1</b>	<b>1</b>	<b>1</b>	<b>1</b>	<b>1</b>
9810	Other	Administrative Assistant I	R32	0	0	1	1	1
9810	Other	Street Construction Supervisor	R32	0	0	1	1	1
9810	Other	Carpenter	R28	0	0	3	3	3
9810	Other	Cement Finisher	R28	0	0	5	5	5
9810	Other	Heavy Equipment Operator	R27	0	0	10	10	10
9810	Other	Heavy Truck Driver	R26	0	0	8	8	8
9810	Other	Laborer	R23	0	0	17	17	17
	<b>Other Total</b>			<b>0</b>	<b>0</b>	<b>45</b>	<b>45</b>	<b>45</b>
9853	Street Projects	Administrative Assistant I	R32	0	1	0	0	0
9853	Street Projects	Heavy Equipment Operator	R27	8	8	0	0	0
9853	Street Projects	Maintenance Crew Leader	R27	1	0	0	0	0
9853	Street Projects	Heavy Truck Driver	R26	8	8	0	0	0
9853	Street Projects	Laborer	R23	12	12	0	0	0
	<b>Street Projects Total</b>			<b>29</b>	<b>29</b>	<b>0</b>	<b>0</b>	<b>0</b>
	<b>Grand Total</b>			<b>2514.6</b>	<b>2572.58</b>	<b>2614.91</b>	<b>2620.91</b>	<b>2603.91</b>

**TRANSIT / EL METRO**  
**Full-Time Equivalent Position Listing**

Dept	Div	Position	Amended FY 06-07	Amended FY 07-08	Aproved FY 08-09	Amended FY 08-09	Adopted FY 09-10
54	30	Facilities Administrator	0.34	1	1	1	1
54	30	Lead Building & Grounds Person	0.34	1	1	1	1
54	30	Transit Cleaner	3	3	3	3	3
54	30	Utility Workers	1.36	4	4	4	4
		<b>Total-5430-Transit / Building &amp; Grounds</b>	<b>5.04</b>	<b>9</b>	<b>9</b>	<b>9</b>	<b>9</b>
54	50	Head Cashier	0	0	1	1	1
54	50	Transit Office Assistant I	0.4	0	0	0	0
		<b>Total-5450-Transit / Metro TR. CTR.</b>	<b>0.4</b>	<b>0</b>	<b>1</b>	<b>1</b>	<b>1</b>
58	11	Administrative Assistant	1	1	1	0	0
58	11	Customer Service Agent	0	0	1	1	1
58	11	Data Entry Clerk	0.5	1	1	1	1
58	11	Operations Manager	0	0	1	1	1
58	11	Superintendent of Operations	1	1	0	0	0
58	11	Transit Bus Operators	83	83	83	83	83
58	11	Transit Bus Operators* ( 17 PT@ .90)	10.81	10.81	16.2	15.3	15.3
58	11	Transit Office Assistant I	0	0	0	1	1
58	11	Transit Road Supervisor	8	8	9	9	9
		<b>Total- 5811-El Metro / OPT- Fix Route</b>	<b>104.31</b>	<b>104.81</b>	<b>112.2</b>	<b>111.3</b>	<b>111.3</b>
		<i>* FY 01-02 thru 02-03 Adj. to show FTE's</i>					
58	12	Customer Service Agent	3	3	0	0	0
58	12	Customer Service Supervisor	1	1	0	0	0
58	12	Data Entry Clerk	0.5	0	0	0	0
58	12	Operations Manager	0	0	0	0	0
58	12	Para Transit Agent	0	0	4	5	5
58	12	Paratransit Manager	0	0	1	1	1
58	12	Paratransit Supervisor	1	1	-1	0	0
58	12	Quality Assurance Manager	1	1	0	0	0
58	12	Transit Road Supervisor	1	1	1	1	1
58	12	Transit Van Operator	15	15	15	15	15
		<b>Total- 5812-El Metro / OPT Para Transit</b>	<b>22.5</b>	<b>22</b>	<b>20</b>	<b>22</b>	<b>22</b>
58	13	Buyer	0.8	1	1	1	1
58	13	GFI Technician	1	1	1	1	1
58	13	Journeyman Tech	1	1	1	1	1
58	13	Lead - Service Person	0	0	0	1	1
58	13	Maintenance Manager	0.8	1	1	1	1
58	13	Mechanic "A" Technician	2	2	2	2	2
58	13	Mechanic "AA" Technician	8	8	8	8	8
58	13	Mechanic "B" Technician	2	2	2	2	2
58	13	Parts Clerk	0.8	1	1	0	0
58	13	Part-Time Mechanic	0	0	0	0.9	0.9
58	13	Revenue Counter/ Parts Clerk	0	0	1	1	1
58	13	Service Attendant	4.8	6	6	5	5
58	13	Shop Foreman	2	2	2	2	2
58	13	Transit Office Assistant I	1	1	1	1	1
58	13	Transit Revenue Counter/Messenger	0	0	1	0	0
		<b>Total- 5813- El Metro / Maint. - Fixed Route</b>	<b>24.2</b>	<b>26</b>	<b>28</b>	<b>26.9</b>	<b>26.9</b>
58	14	Buyer	0.2	0	0	0	0
58	14	Maintenance Manager	0.2	0	0	0	0



**TRANSIT / EL METRO**  
**Full-Time Equivalent Position Listing**

Dept	Div	Position	Amended FY 06-07	Amended FY 07-08	Aproved FY 08-09	Amended FY 08-09	Adopted FY 09-10
58	14	Mechanic "AA" Technician	2	2	2	2	2
58	14	Parts Clerk	0.2	0	0	0	0
58	14	Service Attendant	1.2	0	0	0	0
		<b>Total- 5814-El Metro / Maint. - Paratransit</b>	<b>3.8</b>	<b>2</b>	<b>2</b>	<b>2</b>	<b>2</b>
58	15	Training/Safety Coordinator	1	1	1	1	1
		<b>Total- 5815-El Metro / Training and Safety</b>	<b>1</b>	<b>1</b>	<b>1</b>	<b>1</b>	<b>1</b>
58	30	Facilities Administrator	0.33	0	0	0	0
58	30	Lead Building & Grounds Person	0.33	0	0	0	0
58	30	Transit Cleaner	4	4	4	4	4
58	30	Utility Workers	1.32	0	0	0	0
		<b>Total-5830-El Metro / Building Grounds</b>	<b>5.98</b>	<b>4</b>	<b>4</b>	<b>4</b>	<b>4</b>
58	31	Facilities Administrator	0.33	0	0	0	0
58	31	Lead Building & Grounds Person	0.33	0	0	0	0
58	31	Utility Workers	1.32	0	0	0	0
		<b>Total-5831-El Metro / Bus Stops/Shelters</b>	<b>1.98</b>	<b>0</b>	<b>0</b>	<b>0</b>	<b>0</b>
58	60	Administrative Assistant	1	1	1	1	1
58	60	Human Resources Manager	1	1	1	1	1
58	60	Payroll / Benefits Coordinator	1	1	0	0	0
58	60	Payroll Assistant	0	0	1	1	1
58	60	Student Intern (1@1040 hrs/yr)	0.5	0.5	0.5	0.5	0.5
58	60	Transit Office Assistant I	0	0	1	1	1
58	60	Transit Revenue Counter/Messenger	1	1	0	0	0
		<b>TOTAL-5860-El Metro / General Admin.</b>	<b>4.5</b>	<b>4.5</b>	<b>4.5</b>	<b>4.5</b>	<b>4.5</b>
57	70	Manager of Planning & Marketing	0.7	1	0	0	0
57	70	Transportation Analyst	0	0	1	1	1
		<b>TOTAL-5870-El Metro/ Planning</b>	<b>0.7</b>	<b>1</b>	<b>1</b>	<b>1</b>	<b>1</b>
58	80	Manager of Planning & Marketing	0.15	0	0	0	0
58	80	Public Relations/Marketing Coordinator	1	1	1	1	1
58	80	Transit Office Assistant I	0.6	1	0	0	0
		<b>TOTAL-5880-El Metro / Marketing</b>	<b>1.75</b>	<b>2</b>	<b>1</b>	<b>1</b>	<b>1</b>
58	90	Customer Service Agents	3	3	1	1	1
58	90	Manager of Planning & Marketing	0.15	0	0	0	0
		<b>TOTAL-5890-El Metro / Customer Service</b>	<b>3.15</b>	<b>3</b>	<b>1</b>	<b>1</b>	<b>1</b>
		<b>Total Transit &amp; El Metro</b>	<b>179.31</b>	<b>179.31</b>	<b>184.7</b>	<b>184.7</b>	<b>184.7</b>

**CITY OF LAREDO, TEXAS  
STATISTICAL SECTION**

**Table 1  
General Government Tax Revenues - By Source  
Last Ten Fiscal Years**

Fiscal Year End	Ad Valorem Tax <sup>(1)</sup>	Sales Tax	Beverage Tax	Bingo Tax	Occupancy Tax	Franchise Tax	Total
09/30/2000	\$23,706,162	\$15,230,665	\$157,698	\$48,492	\$2,298,440	\$5,805,626	<b>\$47,247,083</b>
09/30/2001	\$25,821,461	\$16,512,506	\$176,675	\$48,011	\$2,517,797	\$7,046,343	<b>\$52,122,793</b>
09/30/2002	\$28,028,927	\$17,158,252	\$215,022	\$48,056	\$2,492,376	\$6,542,640	<b>\$54,485,273</b>
09/30/2003	\$33,426,303	\$18,067,525	\$231,114	\$48,249	\$2,432,032	\$5,696,828	<b>\$59,902,051</b>
09/30/2004	\$37,461,655	\$19,233,114	\$261,612	\$50,143	\$2,966,315	\$5,857,109	<b>\$65,829,948</b>
09/30/2005	\$41,693,911	\$21,164,417	\$272,500	\$51,517	\$2,942,504	\$6,173,160	<b>\$72,298,009</b>
09/30/2006	\$45,951,954	\$25,027,489	\$341,130	\$65,524	\$3,017,128	\$6,619,349	<b>\$79,887,426</b>
09/30/2007	\$52,024,898	\$26,028,182	\$337,545	\$68,268	\$3,310,748	\$6,506,014	<b>\$87,275,803</b>
09/30/2008	\$57,782,678	\$24,229,523	\$325,611	\$68,274	\$3,317,001	\$6,793,268	<b>\$94,326,942</b>
09/30/2009	\$63,182,280	\$25,027,489	\$341,130	\$65,524	\$2,763,749	\$6,788,837	<b>\$97,358,274</b>

*(1) Includes General and Debt Service Fund tax revenues.*

*Source: City of Laredo, Texas*

**Table 2  
Property Tax Levies and Collections  
Last Ten Fiscal Years**

Fiscal Year End	Total Tax Levy	Current Collections	Tax Rate	% of Current Collections to Total Levy	Delinquent Collections	Penalty & Interest Collected	Total Collections	% of Total Collections to Total Levy	Outstanding Delinquent Taxes	% of Delinquent Taxes To Total Levy
09/30/2001	\$27,037,011	\$25,821,461	0.5763	95.5%	\$1,215,550	\$662,028	\$27,267,241	100.8%	\$3,037,683	11.2%
09/30/2002	\$29,369,614	\$28,028,927	0.5763	95.4%	\$1,340,687	\$789,342	\$29,744,535	101.2%	\$3,487,859	11.9%
09/30/2003	\$35,088,424	\$33,427,749	0.6305	95.3%	\$1,660,675	\$887,051	\$35,440,242	101.0%	\$4,069,411	11.6%
09/30/2004	\$39,050,797	\$37,461,655	0.6418	95.9%	\$1,589,142	\$1,094,413	\$40,176,434	102.8%	\$4,381,458	11.2%
09/30/2005	\$43,069,453	\$41,693,911	0.6370	96.8%	\$1,375,542	\$1,224,657	\$44,727,123	103.8%	\$4,201,328	9.8%
09/30/2006	\$47,338,542	\$45,951,954	0.6370	97.1%	\$1,386,588	\$1,212,311	\$48,706,629	102.8%	\$4,248,409	9.0%
09/30/2007	\$53,645,229	\$52,024,898	0.6370	97.0%	\$1,620,331	\$1,258,390	\$54,986,937	102.5%	\$4,471,128	8.3%
09/30/2008	\$59,578,998	\$57,793,242	0.6370	97.0%	\$1,785,756	\$1,169,464	\$60,647,641	101.8%	\$4,571,949	7.7%
09/30/2009 <sup>1</sup>	\$65,457,190	\$62,677,553	0.6370	95.35%	\$2,779,637	\$1,227,561	\$65,829,760	100.5%	\$5,592,789	8.5%
09/30/2010 <sup>2</sup>	\$66,926,927	\$64,249,850	0.6370	96.0%	\$2,677,077	\$1,239,836	\$67,471,366	100.8%	\$6,862,704	10.3%

<sup>1</sup> Estimated

<sup>2</sup> Proposed

*Source: City of Laredo, Texas*

**CITY OF LAREDO, TEXAS  
STATISTICAL SECTION**

**Table 3  
Computation of Direct and Overlapping Debt  
As of September 30, 2009**

Taxing Authority	Net Debt Outstanding	% Applicable to City	Amount Applicable to City
City of Laredo	\$341,288,901	100.00%	\$341,288,002
Webb County	\$76,279,075	74.487%	\$56,817,995
Laredo Independent School District	\$208,003,381	100.00%	208,003,381
United Independent School District	\$294,907,499	75.534%	\$222,755,430
Laredo Community College	\$118,241,950	100.00%	\$118,241,950
<b>TOTAL DIRECT AND OVERLAPPING DEBT</b>			<b>\$947,106,758</b>

*Source: Finance department of respective agencies*

**Table 4  
Property Tax Rates – Direct and Overlapping Taxing Authorities  
Last Ten Fiscal Years**

**TAX RATES (per \$100 of assessed value)**

Fiscal Year End	City of Laredo	Webb County	Laredo Independent School District	United Independent School District	Laredo Community College
09/30/2001	0.57636	0.44522	1.38600	1.43848	0.17060
09/30/2002	0.57636	0.45792	1.42600	1.42678	0.21665
09/30/2003	0.63053	0.45792	1.50271	1.42678	0.22650
09/30/2004	0.64176	0.45792	1.50271	1.47687	0.23600
09/30/2005	0.63700	0.43792	1.47400	1.52678	0.23600
09/30/2006	0.63700	0.43792	1.55411	1.60687	0.23371
09/30/2007	0.63700	0.42005	1.49551	1.47435	0.23050
09/30/2008	0.63700	0.42005	1.27400	1.18487	0.22220
09/30/2009	0.63700	0.42005	1.27400	1.18487	0.22110
09/30/2010*	0.63700	0.42005	1.27400	1.19486	0.22720

\* Proposed

**TAX LEVIES**

Fiscal Year End	City of Laredo	Webb County	Laredo Independent School District	United Independent School District	Laredo Community College
09/30/2001	\$27,165,182	\$22,892,501	\$17,854,904	\$51,042,026	\$8,214,694
09/30/2002	\$33,435,346	\$26,124,397	\$18,828,677	\$57,959,460	\$11,215,840
09/30/2003	\$35,088,424	\$27,063,356	\$20,378,959	\$66,951,115	\$12,892,420
09/30/2004	\$39,050,797	\$31,157,950	\$21,344,510	\$72,156,593	\$14,477,776
09/30/2005	\$43,069,453	\$34,939,359	\$24,426,783	\$83,821,422	\$16,320,702
09/30/2006	\$47,338,542	\$38,180,095	\$26,644,992	\$100,665,114	\$17,727,306
09/30/2007	\$55,533,090	\$42,345,265	\$27,671,836	\$94,552,045	\$19,571,383
09/30/2008	\$59,578,998	\$50,333,188	\$25,966,124	\$95,866,850	\$21,133,696
09/30/2009	\$66,269,899	\$51,718,832	\$27,297,262	\$108,147,626	\$23,186,884
09/30/2010*	\$67,501,445	\$57,250,265	\$27,210,755	\$111,038,081	\$24,304,862

\*Proposed

*Source: Finance department of respective agencies*

**CITY OF LAREDO, TEXAS  
STATISTICAL SECTION**

**Table 5  
Assessed Value of Taxable Properties  
Last Ten Fiscal Years**

Tax Year	Personal Property Assessed Value	Real Property Assessed Value	Exemptions <sup>(1)</sup>	Total Assessed Value
2000	\$848,072,261	\$4,363,266,690	\$418,707,728	\$4,792,631,223
2001	\$794,259,530	\$4,365,116,912	\$445,602,625	\$4,713,792,507
2002	\$872,321,790	\$5,039,864,293	\$519,598,749	\$5,070,586,594
2003	\$879,330,990	\$5,206,409,027	\$526,737,800	\$5,558,982,217
2004	\$979,002,240	\$6,331,640,832	\$537,507,869	\$6,773,135,203
2005	\$997,689,160	\$7,001,998,047	\$550,543,393	\$7,449,143,814
2006	\$1,070,153,594	\$7,923,026,015	\$585,142,683	\$8,408,036,926
2007	\$1,672,655,396	\$9,143,866,875	\$775,415,590	\$10,041,106,681
2008	\$1,287,104,107	\$9,770,209,942	\$671,339,004	\$10,385,975,045
2009*	\$1,340,146,178	\$10,056,816,846	\$773,781,223	\$10,623,131,801

(1) Total exemptions include over 65, Veteran, Agricultural exemptions, Freeport, Pollution Control, Tax Abatement, Solar and Wind-powered, Historical and residential caps.  
\* Estimated

Source: State Report 50-108 (City Report of Property Value)

**Table 6  
Bridge Collections/Crossings  
Last Ten Fiscal Periods**

Fiscal Year End	Pedestrian Crossings		Non-Commercial Crossings		Commercial Crossings		Bridge Tolls Collected	
	Quantity	% Change	Quantity	% Change	Quantity	% Change	Quantity	% Change
09/30/2000	4,303,717	N/A	7,542,565	N/A	588,018	N/A	\$26,690,641	N/A
09/30/2001	4,287,107	-0.39%	7,733,088	2.53%	1,399,410	137.99%	\$28,981,645	8.58%
09/30/2002	4,101,208	-4.34%	7,023,501	-9.18%	1,483,977	6.04%	\$31,366,433	8.23%
09/30/2003	4,028,299	-1.78%	7,020,005	-0.05%	1,397,421	-5.83%	\$32,436,276	3.41%
09/30/2004	4,133,0170	2.60%	7,025,709	0.08%	1,453,806	4.03%	\$33,158,040	2.23%
09/30/2005	3,993,263	-3.38%	6,655,426	-5.27%	1,485,443	2.18%	\$33,059,980	-0.30%
09/30/2006	4,137,543	3.61%	6,075,453	-8.71%	1,699,732	14.43%	\$39,101,063	18.27%
09/30/2007	4,161,523	0.58%	5,718,799	-5.87%	1,664,092	-2.10%	\$38,046,727	-2.70%
09/30/2008	4,362,476	4.83%	5,539,281	-3.14%	1,608,566	-3.34%	\$45,575,828	19.79%
09/30/2009	4,124,272	-5.46%	5,045,664	-8.91%	1,400,969	-12.91%	\$40,757,783	-10.57%

Source: City of Laredo, Texas

**Table 7  
Principal Taxpayers  
As of September 30, 2009**

Taxpayer	Type of Business	2009 Assessed Valuation	% of Total Taxable Value
Laredo Texas Hospital Co LP	Hospital	\$104,560,410	0.98%
The GEO Group Inc.	Jail	\$52,769,480	0.50%
Mall Del Norte, LLC	Real Estate	\$52,630,460	0.50%
AEP Texas Central	Electricity	\$45,142,760	0.42%
Laredo Regional Medical Ctr. LP	Medical Center	\$44,354,480	0.42%
Electric Transmission of Texas	Electricity	\$36,509,720	0.34%
International Bank of Commerce	Bank	\$35,222,910	0.33%
Killam Industrial Development, Ltd	Real Estate	\$33,287,120	0.31%
San Isidro Northeast, LTD	Real Estate	\$32,941,770	0.31%
H.E. Butt Grocery Company	Retail	\$9,168,450	0.09%
		\$466,587,560	4.39%
	<b>Total Taxable Value</b>	<b>\$10,623,131,801</b>	<b>100%</b>

Source: City of Laredo, Texas

**CITY OF LAREDO, TEXAS  
STATISTICAL SECTION**

**Table 8  
Workforce Statistics  
Average for Last Ten Years**

Year	Civilian Labor Force	Employment	Unemployment	Unemployment Rate
2000	74,066	68,891	5,175	7.0%
2001	75,221	69,902	5,319	7.1%
2002	77,233	72,074	5,159	6.7%
2003	83,093	76,655	6,438	7.7%
2004	88,250	81,969	6,281	7.1%
2005	81,231	76,612	4,619	5.7%
2006	83,369	79,042	4,327	5.2%
2007	85,008	81,161	3,847	4.5%
2008	87,508	82,990	4,518	5.2%
2009*	91,988	83,958	8,030	8.7%

\* As of July 2009

Source: Texas Workforce Commission

**Table 9  
Principal Employers  
As of February, 2009**

Employer	Industry	Number of Employees
United Independent School District	Education	6,067
Laredo Independent School District	Education	4,564
City of Laredo	City	2,414
Laredo Sector Border Patrol (Dept. of Homeland Security)	Immigration	1,700
H.E.B. Grocery	Grocery Store	1,640
Laredo Community College	Education	1,564
Webb County	County	1,500
McDonald's Restaurant	Fast Food	1,418
Laredo Medical Center	Medical Services	1,400
Wal-Mart	Grocery/Retail	1,144
Texas A&M International University	Education	1,054
Convergys	Call Center	1,009
Compass Bank (Formerly LNB)	Financial Services	800
International Bank of Commerce	Financial Services	723
Doctor's Hospital	Medical Services	719
Stripes Convenience Stores	Retail/Convenience	408
Target-Greatland	Retail	338
Laredo Entertainment Center	Arena	271
Paul Young Auto Group	Auto Dealer/Service	230
Falcon International Bank	Financial Services	200

Source: Laredo Development Foundation

**CITY OF LAREDO, TEXAS  
STATISTICAL SECTION**

**Table 10  
Demographic Statistics  
U.S. Census Bureau**

	<b>1980</b>	<b>1990</b>	<b>2000</b>
<b>TOTAL POPULATION BY RACE</b>			
WHITE	82,997	87,048	145,267
BLACK	89	144	652
OTHER	8,363	35,707	31,524
SPANISH PERCENTAGE	93.03%	93.86%	94.10%
TOTAL HOUSEHOLDS	23,903	33,998	46,852
HOUSEHOLD POPULATION	90,613	122,899	173,532
AVERAGE HOUSEHOLD SIZE	3.79	3.61	3.70
<b>TOTAL POPULATION BY AGE</b>			
0 - 5	11,583	17,081	18,516
6 - 13	16,239	20,316	18,620
14 - 17	8,258	10,093	16,054
18 - 24	12,059	17,987	29,608
25 - 34	13,060	20,316	28,489
34 - 44	8,525	14,752	23,657
44 - 54	7,733	9,964	17,104
54 - 64	6,108	8,541	10,746
65 +	7,884	10,223	13,782
MEDIAN AGE TOTAL POPULATION	23.6	24.7	26.9
MEDIAN AGE ADULT POPULATION	38.0	36.8	36.8
<b>HOUSEHOLD INCOME</b>			
\$ 0 - 7,499	8,925	7,639	5,398
\$ 7,500 - 9,999	25	3,074	1,799
\$ 10,000 - 14,999	4,036	4,169	4,996
\$ 15,000 - 24,999	4,997	5,600	8,208
\$ 25,000 - 34,999	2,068	3,865	6,814
\$ 35,000 - 49,999	903	3,226	7,078
\$ 50,000 - 74,999	341	1,765	6,780
\$ 75,000 -	163	1,096	5,835
MEDIAN HOUSEHOLD INCOME	10,761	15,610	29,108
AVERAGE HOUSEHOLD INCOME	13,998	N/A	N/A
MEDIAN FAMILY INCOME	11,985	17,532	30,449
AGGREGATE HOUSEHOLD INCOME \$(000)	334,980	708,920	N/A
<small>City of Laredo, Texas - Community Development Department</small>			

**CITY OF LAREDO, TEXAS  
STATISTICAL SECTION**

**Table 11  
Public Utilities - Number of Active Accounts  
Last Ten Fiscal Periods**

Fiscal Year End	Gas	Water	Sewer
09/30/2000	23,474	45,700	44,802
09/30/2001	23,366	47,402	46,508
09/30/2002	23,543	49,158	47,041
09/30/2003	23,717	50,997	48,715
09/30/2004	23,414	52,754	50,282
09/30/2005	23,852	55,252	52,565
09/30/2006	24,102	57,489	54,568
09/30/2007	28,486	58,890	55,625
09/30/2008	28,477	60,522	57,047
09/30/2009	28,680	61,171	57,903

*Source : 1). City of Laredo, Texas – Utilities Department  
2). Centerpoint Energy*

**Table 12  
Principal Water Consumers  
As of September 30, 2009**

Type of Business	Industry	Consumption
Laredo Medical Center	Hospital	77,735,000
C.P.L. Power Plant	Utility	30,492,800
Laredo Municipal Housing Corp.	Housing	26,073,200
Texas A&M University	Education	24,904,000
New Webb County Jail	County Jail	22,884,500
Laredo Community College	Education	17,900,400
Texas A& M University	Education	15,970,400
Webb County Irrigation	County	15,362,100
Texas A& M University	Education	14,231,900
Towne North Mobil Homes	Housing	13,915,500

*Source: City of Laredo, Texas – Utilities Department*

**CITY OF LAREDO, TEXAS  
STATISTICAL SECTION**

**Table 13  
Miscellaneous Information  
As of September 30, 2009**

<b>City Organizational Data</b>		<b>Sales and Use Tax</b>	
Form of Government:	Council/Manager	State Sales Tax	6.25%
Terms of Office:	Mayor - 4 Year Term (2 Term Maximum) Council - 4 Year Staggered Terms (2 Term Maximum) Manager - Appointed by City Council	Laredo Municipal Tax	1.25%
		Transit Municipal Tax	0.25%
		Webb County	0.50%
		<b>Total Sales and Use Tax</b>	<b>8.25%</b>
Date of First Charter Adoption:	1848		
Date of Original Public Sale of Lots:	1880		
Second Charter:	February 23, 1911		
Home Rule Amendment to Charter:	January 29, 1921		
Amendments to Charter:	July 8, 1941, January 8, 1946, October 9, 1951, April 3, 1962, November 30, 1965, January 14, 1981, January 16, 1988, November 7, 1995, and November 7, 2006		
Number of Full-Time Equivalents:	2,307		
Part-Time Employees:	15		
Temporary Employees:	80		
Number of City Departments :	21		

<b>Elections</b>		<b>Area in Square Miles</b>			
Number of Registered Voters:					
Countywide:	103,891	<b>YEAR</b>	<b>LAND AREA*</b>	<b>ANNUAL INCREASE</b>	<b>TOTAL</b>
Citywide:	99,553				
Number of registered voters in :		1993	42.47	1.53	44.00
Last General Election (5/10/08)	44,891	1994	44.00	6.81	50.81
Last Municipal Election (11/04/08)	101,100	1995	50.81	4.18	54.99
Number of votes cast in:		1996	54.99	1.48	56.47
Last General Election (5/10/08)	5,913	1997	56.47	1.37	57.84
Last Municipal Election (11/04/08)	45,007	1998	57.84	2.75	60.59
Percentage of voters voting in:		1999	60.59	12.07	72.66
Last General Election (5/10/08)	13.17%	2000	72.66	1.16	73.82
Last Municipal Election (11/04/08)	44.52%	2001	73.82	4.48	78.30
		2002	78.30	1.12	79.42
		2003	79.42	1.42	80.84
		2004	80.84	0.34	81.18
		2005	81.18	2.26	83.44
		2006	83.44	1.11	84.55
		2007	84.55	1.38	85.93
		2008	85.93	0.36	86.29
		2009	86.29	3.44	89.73

\* The land area is established in January of each year.



**CITY OF LAREDO, TEXAS  
STATISTICAL SECTION**

**Table 13 (Continued)  
Miscellaneous Information  
As of September 30, 2009**

**TRANSPORTATION**

**AIRPORTS**

Number of Airports:	1
Name of Airport:	Laredo International Airport
Cities Served from Laredo:	Houston, Dallas/Ft. Worth and Las Vegas
Scheduled Airplane Flights Per Day	
Departing:	8.3
Arriving:	8.3
Passengers Enplaning:	100,663 annually
Passengers Deplaning:	103,191 annually
Airline Providers:	Continental Express American Eagle Allegiant Air

**BRIDGES**

Number of Bridges:	4
Names of Bridges:	Gateway to the Americas Lincoln-Juarez International Bridge Colombia Solidarity Bridge World Trade Bridge
Number of Pedestrian Crossings:	4,124,272
Number of Vehicle Crossings:	6,446,633
Number of Commercial Vehicle Crossings:	1,400,969
Number of Non-Commercial Vehicle Crossings:	5,045,664
Tolls Generated from All Crossings:	\$40,757,784

**BUS LINES**

Name of Local Bus Line:	Laredo Transportation Management, Inc. (El Metro) El Aguila Rural
Number of Bus Lines:	6
Number of Passengers	
Adult:	2,107,665
Elderly & Handicapped:	244,666 Paid; 554,991 Free
Students:	218,098
Children:	139,333 Paid; 104,255 Free
Number of ID Cards for Elderly:	3,822
Number of Medicaid Cards:	2,341
Number of Service Miles:	1,980,520
Number of Employees:	183

**RAILROADS**

Number of Railroads:	4
Names of Railroads:	American President Lines Pacer Stacktrain Texas-Mexican Railway Union Pacific Railroad

**CITY OF LAREDO, TEXAS  
STATISTICAL SECTION**

**Table 13 (Continued)  
Miscellaneous Information  
As of September 30, 2009**

**PUBLIC SAFETY**

<b>POLICE PROTECTION</b>		<b>FIRE PROTECTION</b>	
Number of Stations:	1	Number of Stations:	14
Number of COPS Workstations:	17	Number of Hydrants:	12,000
Number of Sworn Officers:	440	Number of Fire Pumpers:	14
Number of Vehicular Patrol Units:	413	Number of Aerial Trucks:	3
Officers per 1,000 Population:	1.99	Number of Brush Trucks:	7
Number of Traffic Violations:	71,944	Number of Ambulances:	9
Number of 911 Calls:	189,312	Number of Aircraft Rescue Trucks:	1
Number of Non-911 Calls:	288,998	Number of Haz-Mat Trucks:	1
		Number of Firefighters:	357
		Number of EMS Paramedics:	205
		Employees per 1,000 Population:	1.66

**PUBLIC WORKS**

<b>WATERWORKS SYSTEM</b>		<b>SEWER SYSTEM</b>	
Miles of Water Mains:	702	Miles of Sanitary Sewer:	491
Daily Average Consumption:	35.9 Million GDP	Number of Lift Stations:	70
Plant Capacity:	65 MGD	Daily Average Treatment:	17.8 MGD
Storage Capacity:	45.2 MGD	Maximum Capacity of Treatment Plants:	21.1 MGD
Water Rights Owned:	54,526 AC-FT	Number of Sewage Plants:	5
Number of Active Water Customers:	61,171	Number of Active Sewer Customers:	57,903
Source of Water:	Rio Grande River		

**STREETS**

Number of Paved Streets:	10,499 Blocks
Number of Unpaved Streets:	16 Blocks
Miles of Paved Streets:	656 Miles
Miles of Unpaved Streets:	16 Blocks

**CITY OF LAREDO, TEXAS  
STATISTICAL SECTION**

**Table 13 (Continued)  
Miscellaneous Information  
As of September 30, 2009**

**EDUCATIONAL**

<b>UNITED INDEPENDENT SCHOOL DISTRICT</b>		<b>LAREDO INDEPENDENT SCHOOL DISTRICT</b>	
<b>HIGH SCHOOLS</b>		<b>HIGH SCHOOLS</b>	
Number of Senior High Schools:	5	Number of Senior High Schools:	4
Number of Magnet Schools:	4	Number of Magnet Schools:	3
Number of Alternative Education Schools:	1	Number of Alternative Education Schools:	1
Number of Classrooms:	590	Number of Classrooms:	258
Number of Administrative Personnel:	84	Number of Administrative Personnel:	25
Number of Teachers:	728	Number of Teachers:	502
Number of Students:	11,201	Number of Students:	5,944
Annual Budget:	\$61,521,839	Annual Budget:	\$37,023,652
<b>MIDDLE SCHOOLS</b>		<b>MIDDLE SCHOOLS</b>	
Number of Middle Schools:	10	Number of Middle Schools:	4
Number of Classrooms:	444	Number of Classrooms:	194
Number of Administrative Personnel:	61	Number of Administrative Personnel:	18
Number of Teachers:	601	Number of Teachers:	388
Number of Students:	9,022	Number of Students:	4,905
Annual Budget:	\$48,060,050	Annual Budget:	\$29,385,081
<b>ELEMENTARY SCHOOLS</b>		<b>ELEMENTARY SCHOOLS</b>	
Number of Elementary Schools:	27	Number of Elementary Schools:	20
Number of Classrooms:	1,170	Number of Classrooms:	620
Number of Administrative Personnel:	131	Number of Administrative Personnel:	48
Number of Teachers:	1,285	Number of Teachers:	958
Number of Students:	20,670	Number of Students:	14,054
Annual Budget:	\$98,696,723	Annual Budget:	\$71,471,104

**CITY OF LAREDO, TEXAS  
STATISTICAL SECTION**

**Table 13 (Continued)  
Miscellaneous Information  
As of September 30, 2009**

**HIGHER EDUCATION**

**TEXAS A&M INTERNATIONAL UNIVERSITY**

Date Established: Established in 1970 as a division of Texas A & I University and became a separate University in 1977, as a division of the University System of South Texas. Became part of the Texas A&M University System on September 1, 1989.

Programs Offered: Undergraduate & Graduate. Doctoral Degrees are also offered by the Colleges of Business Administration, Education, and Arts & Sciences.

Population Served: Undergraduate/Graduate level college students seeking Liberal Arts, Education, Psychology, Business, International Trade & Science & Technology degrees.

Region Served: South Texas Region

Number of Classrooms/Labs: 113

Number of Administrators: 143

Number of Faculty  
Full-Time: 188  
Part-Time: 73

Number Students  
Full-Time: 3,518  
Part-Time: 2,901

**LAREDO COMMUNITY COLLEGE**

Date Founded: 1947

Programs Offered: Associates of Arts Degrees in Engineering, Education, Medicine, Dentistry, Nursing, Law, Business Administration, and Computer Science. Vocational Educational Training is also offered.

Number of Classrooms/Labs: 331  
Total Gross Square Footage: 1,054,327  
Number of Administrators: 141

Number of Faculty  
Full-Time: 198  
Part-Time: 126  
Number of Students  
Full-Time: 4,063  
Part-Time: 8,482

Counties Served: Webb, Jim Hogg & Zapata

Total Annual Budget: \$45,813,440

**RECREATIONAL**

**PARKS**

Number of Parks: 65

Number of Plazas: 4

Number of Baseball & Softball Fields: 84

Number of Swimming Pools: 6

Number of Soccer Fields: 17

Number of Tennis Court Facilities: 15

Number of Racquetball Facilities: 6

**CIVIC CENTER**

Auditorium Seating Capacity: 1,979

Banquet Hall Seating Capacity: 1,400  
Sq. Footage: 20,440

Meeting Rooms (4 rooms ) Seating Capacity: 64  
Sq. Footage: 4,140

Parking Lot Capacity: 962

**MAJOR ATTRACTIONS**

Number of Museums: 3

Number of Golf Courses: 2

Number of Tennis Courts: 32

Number of Malls: 1

Number of Bowling Alleys: 1

Number of Theatres: 4

Number of Country Clubs: 1

Annual Festivities: Washington's Birthday Celebration  
Border Olympics  
Laredo International Fair & Exposition  
Birding & ButterflyLife Festival  
Expomex of Nuevo Laredo

**LODGING/MEETING FACILITIES**

Number of Hotels/Motels: 44 ( 4,200 Rooms Total)  
Hotel/Motel Occupancy Rate: 44.5% as of October, 2009  
Meeting Facilities: 24

**CITY OF LAREDO, TEXAS  
STATISTICAL SECTION**

**Table 13 (Continued)  
Miscellaneous Information  
As of September 30, 2009**

**OTHER**

**CHURCHES**

Number of Churches: 125

**CEMETERY**

City: 1

Catholic: 1

Private: 1

Burials Served: 246

Cemetery Lots Sold: 128

**MEDICAL FACILITIES**

Number of Hospitals: 3

Number of Clinics: 28

Number of Nursing Homes: 3

**LIBRARY**

Number of Public Libraries: 1

Branches and Outlets: 2

Bookmobiles: 1

Number of Volumes: 239,838

Number of Titles: 182,041

Periodical Subscriptions: 337

Circulation Transactions: 472,113

Circulation per Capita: 2.3

Library Cards Issued: 25,542

Number of Patron Visits: 399,999

Library Programs Presented: 1,444

Library Program Attendees: 57,009

**COMMUNICATIONS**

Number of Newspapers: 2

Number of Radio Stations: 13

Number of TV Stations: 4

Number of Cable Operators: 3

**SOURCES:** City of Laredo  
Finance Department  
City Secretary  
Planning/Bldg.  
Airport Dept.  
Bridge Dept.  
Transit  
Fire Dept.  
Police Dept.  
Utilities Dept.  
Library  
Parks & Leisure Services  
Laredo Chamber of Commerce  
Laredo Community College  
Laredo Independent School District  
Texas A&M International University  
United Independent School District  
Laredo Development Foundation

# CITY OF LAREDO, TEXAS

## Budget and Finance Terminology

### GLOSSARY

To assist the reader of the 2007-2008 City of Laredo Annual Budget, this glossary details both specialized and technical terminology that is essential to sound financial and budgetary management in day-to-day operations. The following abbreviations are used throughout this glossary:

ADA	American Disability Act	HAZ-MAT	Hazardous Materials
ADDI	American Dream Down Payment Initiative	HCV	Hepatitis C Vaccine
AEP	American Electric Power	HETCAT	Health Education Training Centers Alliance of TX
AHEC	Area Health Education Center	HIV	Human Immunodeficiency Virus
AIDS	Acquired Immune Deficiency Syndrome	HOPWA	Housing Opportunities for Persons with Aids
AOA	Active Operations Area	HSDA	Health Service Delivery Area
BCCP	Breast & Cervical Cancer Control Program	HWY	Highway
BECC	Border Environment Cooperation Commission	IMF	Infrastructure Maintenance Fund
BEIF	Border Environment Infrastructure Fund	I-NET	Internet
BEST	Bringing Everyone Special Together	IPP	Industrial Pretreatment Program
CAA	Community Action Agency	LCC	Laredo Community College
CALEA	Certified Fully Accredited Law Enforcement Agency	LCVB	Laredo Convention & Visitors Bureau
CAMS	Continuous air monitoring stations	LEOSE	Law Enforcement Officers Standards & Education
CASA	Clinic Assessment Software Application	LGC	Local Government Code
CBD	Central Business District	LIFE	Laredo International Fair & Exposition
CDBG	Community Development Block Grant	LISD	Laredo Independent School District
CDC	Centers for Disease Control & Prevention	LLEBG	Local Law Enforcement Block Grant
CESQG	Conditionally Exempt Small Quantity Generator	LOPAC	Laredo Obesity Prevention & Control
CHDO	Community Development Housing Organization	LULAC	League of United Latin American Citizens
CHIP	Child Health Insurance Program	MAC	Medicaid Administrative Claims
CHL	Central Hockey League	MCH	Maternal & Child Health
CIF	Capital Improvement Fund	MDC	Mobile Data Computers
CIP	Capital Improvement Program	MDR	Multiple Drug Resistant
CLIA	Clinical Laboratory Improvement Amendments	MDTS	Mobile Data Terminals
CMI	Correctional Management Institute	MPO	Laredo Urban Transportation Plan
CO	Certificate of Obligation	MTP	Metropolitan Transportation Plan
COPC	Community Oriented Public Health	NHS	Laredo Neighborhood Housing System
CP&L	Central Power & Light	NIH	National Institutes of Health
DHS	Department of Homeland Security	OCDETF	Organized Crime Drug Enforcement Task Force
DIS	Disease Intervention Specialist	OPHP	Office of Public Health Practice
DOPT	Directly Observed Preventive Therapy	ORAS	Office of Regional Administrative Services
DOT	Directly Observed Therapy	PAC	Pubic Access Channel
DPW	Department of Public Works	PCPE	Prevention, Counseling
ECC	Emergency Communications Center	PHC	Primary Health Services
EDAP	Economically Distressed Areas Program	PHS	Personal Health Services
EMS	Emergency Medical System	PPFCO	Personal Property Finance Contractual Obligations
EPA	U.S. Environmental Protection Agency	PRC	Passenger Facility Charge
EPR	Emergency Preparedness & Response	PSA	Public Service Announcement
ETJ	Extraterritorial Jurisdiction	PSA	Probate Screening
FAA	Federal Aviation Administration	PSHIP	Prevention Services for HIV Infected Persons
FAR	Federal Aviation Regulations	PTC	Property Tax Code
FEMA	Federal Emergency Management Act	RAC	Regional Advisory Council
FTA	Federal Transport Agency	RB	Revenue Bonds
FTE	Full Time Equivalent	RMS	Records Management Section
GFOA	Government Finance Officers Association	SCAN	Serving Children & Adolescents in Need
GLW	Gross Landed Weight	SCHIP	State Child Health Insurance Program
GO	General Obligation	SIDA	Security Identification Display Area

SRO	School Resource Officer
STCADA	South Texas Council on Alcohol & Drug Abuse
STD	Sexually Transmitted Disease
STEP	Selective Traffic Enforcement Program
TAMIU	Texas A&M International University
TBRA	Tenant Based Rental Assistance
TCEQ	Texas Commission on Environmental Quality
TDH	Texas Department of Health
TMRS	Texas Municipal Retirement System
TNRCC	Texas Natural Resources Conservation Commission
TSA	Transportation Security Administration
TVFC	Texas Vaccines for Children
TXDOT	Texas Department of Transportation
UISD	United Independent School District
UTHSC	University of Texas Health Science Center
UTSA	University of Texas at San Antonio
VCTF	Violent Crime Task Force
WBCA	Washington's Birthday Celebration Association
WIC	Women Infant Children

**A**

**ACCOUNTING SYSTEM** - The total set of records and procedures which are used to record, classify, and report information on the financial status and operations of an entity.

**ACCRUAL ACCOUNTING** - A basis of accounting in which revenues are recognized in the period in which they are earned and became measurable, and expenses are recognized in the period incurred instead of when cash is actually received or spent. Example: In accrual accounting, revenue that was earned between April 1st and June 30th, but for which payment was not received until July 10th, is recorded as being received on June 30th, rather than July 10th.

**ACTIVITY** - A special unit of work or service performed.

**ADMINISTRATIVE TRANSFER** - See "Transfer".

**ADOPTED BUDGET** - See "Budget".

**AD VALOREM TAX** - This form of tax is based "according to value" of property and is used as the source of revenue to pay general obligation debt and to support the General Fund.

**ALL FUNDS SUMMARY** - The comprehensive summary of all budgeted funds.

**ALLOTMENT** - To allot is to divide an appropriation into amounts that may be encumbered or expended during a time period.

**AMENDED BUDGET** - Represents the original adopted budget plus any amendments passed as of October 1, 19XX. This figure does not include prior year encumbrances or re-appropriation.

**APPROPRIATION** -(1) A legal authorization granted by the City Council to establish legal authority for City officials to make expenditures and/or expenses or incur obligations for specific purposes. It does not include prior year encumbrances or re-appropriations. (2) An authorization

made by the City Council which permits officials to incur obligations against and to make expenditures of governmental resources. Appropriations are usually made for fixed amounts and typically granted for a one-year period.

**APPROVED BUDGET**- As used in fund summaries and department summaries within the budget document, represents the budget as originally adopted by the City Council. It does not include prior year encumbrances or re-appropriations.

**ASSESSED VALUATION** - A value that is established for real or personal property for use as a basis for levying property taxes. As assessed valuation represents the appraised valuation less any exemptions.

**ASSETS** - Property owned by the City which has monetary value.

**AUDIT** - A comprehensive examination as to the manner in which the government's resources were actually utilized concluding in a written report of its findings. (1) A financial audit is a review of the accounting system and financial information to determine how government funds were spent and whether expenditures were in compliance with the legislative body's appropriations. (2) A performance audit consists of a review of how well the government met its stated goals. (3) An accounting audit is intended to ascertain whether financial statements fairly present financial positions and results of operations.

**B**

**BAD DEBT** - In the United States, the National Bank Act defines a bad debt as an unsecured debt on which interest or payment is past due and unpaid for six months and which is not in process of collection. In some instances, an entity will set aside a reserve on their books to off-set losses from bad debts.

**BALANCED BUDGET** - is one in which total financial resources available, including prior year's ending financial resources plus projected resources, are equal to or greater than the budgeted expenditures/expenses.

**BANK DEPOSITORY AGREEMENT** - A contract between a municipality and a depository, negotiated and entered into in accordance with the specifications of the Local Government Code, of which sets forth the agreements between the parties regarding banking services.

**BALANCE SHEET**- A financial statement that discloses the financial position of an entity by disclosing its assets, liabilities and equity as of a specific date.

**BASE BUDGET** - An on-going expense for personnel, contractual services and the replacement of supplies and equipment required to maintain service levels previously authorized by the City Council.

**BEGINNING BALANCE** - The beginning balance is the residual non-restricted funds brought forward from the previous fiscal year or ending balance.

**BOND** - A debt instrument embodying a written promise to pay a specified sum of money, the face value or principal, at a specific date or dates in the future (maturity date), together with periodic interest at a specified rate. The most common types of bonds are general obligation and revenue bonds. Bonds are typically used for long-term debt to pay for specific capital expenditures, e.g. buildings, streets and bridges or utility expansion and/or repair.

**BOND - GENERAL OBLIGATION (G.O.)**-A bond which is secured by the full faith and credit of the issuer. G.O. bonds issued by local units of government are secured by a pledge of the issuer's ad-valorem taxing power. They are usually issued to pay for general capital improvement projects, e.g. parks and street construction. In Texas, G.O. bonds must be authorized by a public referendum.

**BOND - PROCEEDS**-Funds derived from the sale of bonds for the purpose of constructing major capital facilities.

**BOND - REVENUE**-Bonds whose principal and interest are paid from earnings of an enterprise fund.

**BUDGET** - A budget is a plan of financial operation embodying an estimate of proposed expenditures and the means of financing them. The term generally indicates a financial plan for a single fiscal year and is used in either of two ways: (1) the term can designate the financial plan which is to be presented to the appropriating body for adoption, a.k.a. Proposed Budget, or (2) can designate the financial plan which has been approved by the governing body, a.k.a. Adopted Budget.

**BUDGET ADJUSTMENT** - A legal procedure utilized during the fiscal year by the City staff and City Council to revise any given budget appropriation. City staff has the prerogative to adjust expenditures within its particular departmental budget.

**BUDGET DOCUMENT** - The instrument used by the budget-making authority to present a comprehensive financial program to the City Council. The adopted budget document presents the authorization made by the City Council for City officials to obligate and expend appropriated resources.

**BUDGET MESSAGE** - The opening section of the budget that provides the City Council and the public with a general summary of the most important aspects of the budget, changes from the current and previous fiscal years, and the views and recommendations derived from annual budget negotiations.

**BUDGET ORDINANCE** - The official enactment by the City Council establishing the legal authority for the City officials to obligate and expend resources.

**BUDGETARY CONTROL**-The control or management of a governmental unit or enterprise in accordance with an approved budget for the purpose of keeping expenditures within the limitations of available appropriations and available revenues.

**BUDGETED FUNDS** - Funds that are planned for certain uses but have not been formally or legally appropriated by the legislative body. The proposed budget document that is submitted for City Council approval is composed of budget funds.

## C

**CAPITAL ASSETS** - City assets of significant value that having a useful product life of 10 years or more. These assets are also known as fixed assets.

**CAPITAL EQUIPMENT BUDGET - CAPITAL OUTLAY** - The portion of the annual operating that appropriates funds for the purchase of capital equipment items. These expenditures are often separated from regular operating items, e.g. salaries, utilities and office supplies. The Capital Outlay Budget includes funds for capital equipment purchases, e.g. typewriters, vehicles, furniture, machinery, building improvements, micro-computers and special tools, which are usually distinguished from operating items according to their value and projected useful product life.

**CAPITAL IMPROVEMENT PROGRAM** - A plan for capital expenditures to be incurred each year over a period of six future years setting forth each capital project, identifying the expected beginning and ending date for each project, the amount to be expended in each year and the method of financing those expenditures to provide long-lasting physical improvements.

**CAPITAL IMPROVEMENT PROGRAM BUDGET** - A Capital Improvement Program (CIP) Budget is a plan separated from the operating budget. Items in the CIP are usually construction projects designed to improve the value of government assets, e.g. new streets, sewer lines, buildings, recreational facilities and large scale remodeling.

**CAPITAL IMPROVEMENT PROJECT** - Capital improvement projects tend to be one-time capital investments for land, facilities, related equipment purchases, planning studies and design work. Generally, maintenance activities, e.g. street maintenance, replacement of vehicles-equipment and minor remodeling of facilities commonly associated with on-going operations for public purposes, are not considered Capital Improvements.

**CAPITAL IMPROVEMENT PROJECT ACTIVITY** - A capital improvement project activity is one of the following groups:

A. **PLANNING & ENGINEERING**: Includes architectural and engineering professional services, cultural resource surveys, real estate appraisal services, special studies which may include cost-benefit analysis and conceptual design alternatives.

B. **RIGHT-OF-WAY ACQUISITION**: Includes the purchase or acquisition of easements, land for right-of-way, and sites for construction, appraisal cost, relocation costs and demolition for site clearance.

C. **UTILITY RELOCATION**: Includes relocation costs necessary to replace utility capital improvements to prepare a site or right-of-way for construction or other appropriate project activities, with such costs commonly paid for by appropriate utility revenues.

D. **CONSTRUCTION**: Includes costs for construction or reconstruction of capital improvements, e.g. buildings, streets,



bridges, curbs, sidewalks, storm drains, flood control facilities and recreation facilities.

**E. OTHER:** Includes costs for initial capital equipment, e.g. fire fighting apparatus, major recreational equipment and library books normally associated with development of a municipal facility.

**CASH ACCOUNTING - CASH BASI** - A basis of accounting for revenues when received and expenditures when paid.

**CASH MANAGEMENT-** *The* management of cash necessary to pay for government services while investing temporary cash excesses in order to earn interest revenue. Cash management involves forecasting the inflows and outflows of cash, mobilizing cash to improve its availability for investment, establishing and maintaining banking relationships and investing funds in order to achieve the highest interest and return available for temporary cash balances.

**CERTIFICATE OF DEPOSIT** - A negotiable or non-negotiable receipt for monies deposited in a bank or financial institution for a specified period for a specified interest rate.

**CERTIFICATE OF OBLIGATION** - Debt instruments secured by the ad-valorem taxing power of a city for short-term or long-term debt, pending on the particular project, which is authorized by the City Council and does not require prior voter approval.

**CHARACTER CODE** - A basis for distinguishing types of expenditures. The five major characters used by the City are: 01-Personnel Services, 02-Materials & Supplies; 03-Contractual Services; 04-Other and 05-Capital Outlay. The City utilizes a fourteen digit account code to identify line items. Digits 1-3 represent the fund number, digits 4-5 represent the department number, digits 6-7 represent the division number, digits 8-9 represent the activity basic, digit 10 represents the sub activity, digits 11-12 represent the element and digits 13-14 represent the object code.

**CHART OF ACCOUNTS** - A chart detailing the system of general ledger accounts.

**CITY COUNCIL** - The current elected officials of the City as set forth in the City's Charter.

**CITY MANAGER** - The individual appointed by the City Council who is responsible for the administration of the affairs of the City.

**CLOSING ORDINANCE** - A document detailing the closure of all funds and accounts and providing for necessary adjustments at the Department level at the end of a fiscal budget year.

**COMMERCIAL PAPER** - A short-term, unsecured promissory note supported by a bank line or letter of credit, which has a maturity of one to 270 calendar days.

**COMMODITIES** - Items of expenditure in the operating budget which, after use, are consumed or show a material

change in their physical condition, and are characterized as having limited value and rapid depreciation, e.g. office supplies and motor fuel.

**CONTINGENCY** - A budgetary reserve set aside for emergencies or un-foreseen expenditures not otherwise budgeted.

**CONTRACTUAL SERVICES** - Goods and services acquired under contract which the City receives from an internal service fund or an outside company. Professional services, utilities, rentals and insurance are examples of contractual services.

**COMPETITIVE BIDDING PROCESS** - The process under Texas State Law which requires cities to advertise, solicit and publicly open sealed bids from prospective vendors for purchases of \$10,000 or more. After a review period, the City Council awards the bid to the successful bidder.

**COUNCIL PRIORITIES** - Together with the financial estimates and revenue forecasts, serves as the foundation for the development of the proposed annual budget.

**CURRENT TAXES** - Taxes that are levied and due within one year.

## **D**

**DEBT SERVICES** - The City's obligation to pay the principal and interest of all outstanding debt instruments according to a pre-determined payment schedule.

**DEBT SERVICE RATE** - Refer to "Property Tax Rate".

**DEBT SERVICE RESERVE** - The fund which may be used to pay debt services of revenue bonds if the sources of the pledged revenues do not generate sufficient funds to satisfy the debt service requirements. The reserve fund is either funded in whole or in part from the proceeds of the bonds or is allowed to gradually accumulate over a period of years through required payments of pledged revenues. If the reserve fund is used in whole or in part to pay the debt service, the issuer usually is required to replenish the reserve fund from the first available funds or revenues. A typical reserve requirement might be the maximum annual debt service requirement for any year remaining until the bonds reach maturity.

**DEFICIT** - A deficit is the excess of expenditures over revenues during a single accounting period, in the case of proprietary funds, the excess of expenses over income during an accounting period.

**DELINQUENT TAXES** - Taxes which remain unpaid on and after the date on which a penalty for non-payment is imposed.

**DEPRECIATION** - (1) Expiration in the service life of capital assets attributable to normal wear and tear, deterioration and inadequacy or obsolescence. (2) That portion of the cost of a capital asset which is charged as an expense during a particular period.

**DISBURSEMENT-** Payment for goods and services in the form

of either cash or check.

***DIVISION*** - An organizational unit within a department's structure representing the major functional divisions of work.

## **E**

***EFFECTIVE TAX RATE*** - The rate which will generate the same tax levy next year from the properties on this year's tax roll.

***ENCUMBRANCE*** - Funds which are set aside or committed for a future expenditure. Encumbrances include obligations in the form of purchase orders, contracts or salary commitments which are chargeable to an appropriation and for which a part of the appropriation is reserved.

***ENTERPRISE FUND*** - A governmental accounting fund used to account for operations that are financed and operated similarly to private business enterprises where the intent of the governing body is to recover the cost of providing goods through user fees. Rate schedules for these services are established to insure that revenues are adequate to meet all necessary expenditures.

***ESTIMATED REVENUE***- The amount of projected revenue to be collected during the fiscal year. It may also be defined as the proposed financing sources estimated to finance the proposed projected expenditures.

***EXPENDITURE*** - Decrease in the use of net financial resources for the purpose of acquiring and providing goods and services.

***EXPENSES*** - Outflows, the expiring of assets, incurring liabilities during a period by delivering or producing goods, rendering services and/or carrying out other activities that constitute the entity's ongoing major or central operations.

## **F**

***FIDUCIARY FUNDS*** - Funds used to report assets held in a trustee or agency capacity for others and which therefore cannot be used to support the government's own programs. The fiduciary fund category includes pension (and other employee benefit) trust funds, investment trust funds, private-purpose trust funds, and agency funds.

***FISCAL YEAR*** - The twelve month period designated by the City signifying the beginning and ending period for recording financial transactions. The City of Laredo has specified October 1st to September 30th as its fiscal year.

***FIXED ASSET*** - Assets of a long-term nature that are intended to continue to be held or used, such as land, buildings, machinery, furniture and other equipment.

***FIXED COST*** - A fixed cost, e.g. rent, which does not change with increases or decreases in the amount of services provided.

***FULL FAITH AND CREDIT***- A pledge of the general taxing power of a government to repay debt obligations, typically

used in the reference of bonds.

***FUND*** - An independent fiscal and accounting entity with a self-balancing set of accounts recording cash and other financial resources, together with all related liabilities and residual equities or balances, and changes therein. Each fund is segregated for the purpose of carrying on specific activities or attaining certain objectives in accordance with special regulations. Eight major fund types and two account groups are commonly used: General Fund, Special Revenue Funds, Debt Service Fund, Capital Projects Funds, Enterprise Funds, Internal Service Funds, Expendable Trust Funds, Pension Trust Fund, General Fixed Assets account group and General Long-Term Debt account group.

***FUND BALANCE*** - A positive fund balance or excess of assets over liabilities is a surplus fund. A negative fund balance is called a deficit.

***FUND SCHEDULE*** - A financial forecasting statement that combines beginning and ending balances, and includes estimated revenues for any period of time.

***FUNDING SOURCE*** - A funding source is the specifically identified dollars allocated to meet budgeted requirements and expenses.

***FUNDING STATEMENT*** - Usually pertains to a detailed breakdown of revenue or expenditures, e.g. grants and other awards.

***FUND SUMMARY*** - See "Fund Schedule".

## **G**

***GENERALLY ACCEPTED ACCOUNTING PROCEDURES (GAAP)*** - Uniform minimum standards of and guidelines to financial accounting and reporting.

***GENERAL & ADMINISTRATIVE COST*** - Costs associated with the administration of City services.

***GENERAL FUND*** - The largest fund within the City, it accounts for all financial resources of the government except for those required to be accounted for in another fund. General Fund revenues include property taxes, licenses & permits, local taxes, service charges, and other types of revenue. This fund includes the basic operating services of the City.

***GENERAL GOVERNMENT*** - Refers to a group of activities associated with the administrative function of the City.

***GENERAL LEDGER*** - A file that contains a listing of the various accounts necessary to reflect the financial position and results of operation of the government entity.

***GENERAL OBLIGATION BONDS*** - Refer to "Bond - General Obligation".

***GOVERNMENT FINANCE OFFICERS ASSOCIATION (GFOA)*** - The organization that awards the Distinguished Budget Presentation Award.

**GOVERNMENTAL FUNDS** - Funds generally used to account for tax-supported activities. There are five different types of governmental funds: the general fund, special revenue funds, debt service funds, capital projects funds, and permanent funds.

**GRANT**- A contribution by one government unit or funding source to another unit. The contribution is usually made to aid in a part of a specified function, but it is sometimes also for general purposes.

**GRANT MATCH** - City costs or "in-kind" services required to match Federal or State grants and programs.

## I

**INDIRECT COST** - A necessary expense for the functioning of the organization as a whole that cannot be directly assigned to one service.

**INTER-FUND TRANSFERS** - Amounts transferred from one fund to another.

**INTER-GOVERNMENTAL GRANT** - Refer to "Grant".

**INTER-GOVERNMENTAL REVENUE** - Refer to "Revenue - Inter-governmental".

**INTERNAL SERVICE FUND** - A fund used to account for the financing of goods or services provided by one department to another department on a cost reimbursement basis.

**INVENTORY** - A detailed listing of property currently held by the City showing quantities, descriptions and values of the property, as well as units of measure and unit prices.

**INVESTMENT** - Securities and real estate purchased and held for the production of revenues in the form of interest, dividends, rentals and/or base payments.

## L

**LEVY** - To impose taxes, special assessments or service charges for the support of City activities.

**LIABILITY** - Debt or other legal obligations arising out of transactions in the past which must be paid, renewed or refunded at some future date. The term does not include encumbrances.

**LINE-ITEM BUDGET** - A budget that lists each expenditure category separately along with the dollar amount budgeted for each specified category.

**LONG-TERM DEBT** - Debt with a maturity of more than one year after the date of issuance.

## M

**MAINTENANCE & OPERATION RATE**- See "Property Tax Rate".

**MANDATE** - (1) Defines changes to the current level of service which is required to comply with Federal, State and

Local laws and/or ordinances. (2) A contractual obligation or the operation and maintenance requirement for a completed capital improvement.

**MATURITIES** - The dates on which the principal or stated values of investments or debt obligations mature and may be reclaimed.

**MODIFIED ACCRUAL ACCOUNTING** - A basis of accounting in which revenues should be recognized in the accounting period in which they become available and measurable, and expenditures are recorded in the period that they are incurred. This type of accounting basis is a conservative financial approach and as such, is recommended as the standard for most governmental funds.

## N

**NET WORKING CAPITAL** - Current assets less current liabilities.

**NON-RECURRING REVENUE** - Resources recognized by the City that are unique and occur only one time or without distinct pattern.

## O

**OFFICIAL BUDGET** - The annual budget as is adopted by the City Council.

**OPERATING BUDGET** - The portion of the budget that pertains to the daily operations of the basic services for the fiscal year.

**OPERATING EXPENSE** - Operating expenses are proprietary fund expenses that directly relate to the fund's primary service activities.

**OPERATING FUND** - Resources derived from recurring revenue sources used to finance the General Fund, Enterprise Funds and "pay-as-you-go" Capital Improvement Projects.

**ORDINANCE** - A formal legislative enactment by the governing body of a municipality. If it is not in conflict with any higher form of law or ordinance, such as a state statute or constitutional provision, it has the full force and effect of law within the boundaries of the municipality to which it applies.

**OVERHEAD** - The element of a cost necessary in the production of an article or the performance of a service which are of such a nature that the amount applicable to the product or service cannot be readily determined. Typically, overhead relates to those objects of City expenditures that do not become an integral part of the finished product or service, e.g. rent, electricity, supplies, management and supervision.

## P

**PERFORMANCE BUDGET** - A budget that focuses upon activities rather than line items. Work load and unit cost data are collected in order to assess the efficiency of services. Typical data collected might include miles of street paved per year, cost of paved streets per mile, tons of garbage collected per man

hour, or cost per man hour of garbage collection.

**PERFORMANCE MEASURES** - Specific quantitative and qualitative measures of work performed as an object of the department. Quantitative measures are defined as observable and are displayed in numerical format. Qualitative measures are defined as non-observable and are displayed in narrative format.

**PERMANENT FUNDS** - Governmental fund type used to report resources that are legally restricted to the extent that only earnings, and not principal, may be used for purposes that support the reporting government's programs.

**PERSONNEL SERVICES** - All cost related to compensating employees of the City including employee benefit costs, e.g. City contributions for retirement, social security, and health & life insurance.

**POSITIONS AUTHORIZED** - Full-time and part-time positions budgeted in the personnel services expense category which are included in the Departmental Position Listing and approved by Council during the budget process.

**PROGRAM BUDGET** - A budget that focuses upon the goals and objectives of an agency or jurisdiction rather than upon its organizational budget units, object classes or expenditures.

**PROPERTY TAX (AD-VALOREM TAX)** - Property taxes are levied on both real and personal property according to the property's value and the respective tax rate. Property values are established by the Webb County Appraisal District.

**PROPERTY TAX RATE** - The property tax rate consists of two elements: (1) the maintenance and operation rate (MOR) and (2) the debt service rate (DSR). In MOR, revenues received are deposited in the General Fund and can be used for any public purpose. MOR is subject to the provisions of State statute and an increase in the effective rate greater than 8% is subject to a voter initiated "roll-back" election. DSR is set based upon the City's debt service requirements. In DSR, funds received from this rate are deposited in the Debt Service Fund and are used solely to pay the principal and interest on present and projected debt. MOR and DSR yield a total property tax rate for the current fiscal year.

**PROPOSED BUDGET** - Refer to "Budget".

**PROPRIETARY FUND** - An account that shows actual financial position and operations as distinguished from budgetary accounts, e.g. actual assets, liabilities, reserves, fund balances, and revenues & expenditures.

**PURCHASE ORDER SYSTEM** - A City's system of using documents authorizing the delivery of specified merchandise or services and making a charge for them.

**R**  
**RATING** - The credit-worthiness of a City as evaluated by an independent agency, such as Moody's or Standard & Poors.

**RE-APPROPRIATION** - By City Council action, an Operating Budget spending authorization lapses on September 30th of each fiscal year. Any authorization not expended or encumbered is no longer legally allowed to be expended, and the dollars associated with the authorization "fall" to the ending balance. Those items that are seen as important are brought to the City Council to be "re-appropriated" in the new fiscal year.

**RECONCILIATION** - A detailed analysis of changes of revenue or expenditure balances within a fund.

**REDUCTION** - To reduce line item expenses due to budgetary constraints.

**REFUNDING** - A procedure whereby an issuer re-finances an outstanding bond issue by issuing new bonds. Reasons for refunding are to reduce the issuer's interest cost or to remove a burdensome or restrictive covenant imposed by the terms of the bonds being re-financed. The proceeds of the new bonds are either deposited in escrow to pay the debt service on the outstanding obligations when due, or they are used to immediately retire the outstanding obligations. The new obligations are referred to as the "refunding bonds" and the new outstanding obligations being re-financed are referred to as the "refunded bonds" or the "prior issue."

**REPLACEMENT COSTS** - The cost of a property on a certain date which can render similar service that does not necessitate the same structural form as the property to be replaced.

**REQUISITION** - A written request from a department to the purchasing office for specified goods or services. This action precedes the authorization of a purchase order.

**RESERVE** - (1) An account used to indicate that a portion of a fund's equity is legally restricted for a specific purpose and is therefore not available for general appropriations [designated]. (2) An account used to indicate a portion of a fund's equity is legally restricted, yet not for a specific purpose [un-designated].

**RESOURCE** - Total dollars available for appropriations, including estimated revenues, fund transfers and beginning fund balances.

**RETAINED EARNINGS** - The equity account reflecting the accumulated earnings of the various Utility Funds.

**REVENUE** - (1) Increases in the net current assets of a governmental fund type from other than expenditure refunds and residual equity transfers; increases in net total assets of a proprietary fund type from other than expense refunds, capital contributions and residual equity transfers. Included are such items as tax payments, fees from specific services, receipts from other governments, fines, forfeitures, grants, shared revenues and interest income. (2) The term designates an increase to a fund's assets which does not increase a liability, i.e. proceeds from a loan, does not represent a re-payment of an expenditure already made, does not represent a cancellation of certain liabilities, and does not represent an increase in contribution capital. (3) An increase in assets due to the performance of a service of the sale of goods. Revenues are recognized when

earned, measurable, and reasonably assured to be.

**REVENUE BONDS** - When a government issues bonds which are not pledged by the full faith and credit of the jurisdiction, it issues limited liability revenue bonds. Pledges are typically made that dedicate a specific revenue source for the repayment of these bonds.

**REVENUE ESTIMATE** - An estimate of how much revenue will be earned from a specific revenue source for some future period, typically a future fiscal year.

**REVENUE - INTERGOVERNMENTAL** - Revenue received from another government entity for a specific purpose.

**REVENUE - SPECIAL** - Specific revenues that are legally restricted to expenditures for specific purposes.

**RISK MANAGEMENT** - (1) An organized attempt to protect a governmental entity against accidental loss in the most economical method; (2) The liability, either realized or potential, related to the City's day-to-day operations.

## S

**SINKING FUND** - A sinking fund is an account where a debt issuer makes periodic deposits to ensure the timely availability of sufficient monies for the payment of debt service requirements. The revenues to be deposited into the sinking fund and the subsequent payments are determined by the terms of the bond contract.

**SPECIAL REVENUE FUNDS** - A type of governmental fund used to account for the proceeds of specific revenue sources (other than for major capital projects) that are legally restricted to expenditure for specified purposes.

## T

**TAXES** - Taxes are compulsory charges levied by a government for the purpose of financing services performed for the common benefit. This term does not include specific charges made against particular persons or property for current or permanent benefits, such as special assessments. The term does not include charges for services rendered only to those that pay charges associated with a particular benefit, e.g. sewer services.

**TAX LEVY** - The total amount of funds to be raised by general property taxes for operating and debt service purposes specified in the Annual Tax Ordinance that is determined by the Webb County Appraisal District.

**TAX RATE** - The amount of tax levied for each \$100.00 of assessed property valuation.

**TAX RATE LIMIT** - The maximum legal property tax rate at which a municipality may levy a tax. The limit may apply to taxes raised for either a particular or general purpose.

**TRANSFERS** - Transfers are the authorized exchanges of cash or other resources between funds. The General Fund supports central services for other funds or departments; the reimbursement of these services to the General Fund is an

Administrative Transfer.

**TRUST FUNDS** - Accounting entities used to account for monies held by the City in a trustee capacity for organizations, programs or other funds.

## U

**UN-DESIGNATED FUND BALANCE** - That portion of a fund balance that is unencumbered from any obligation of the City.

**UN-ENCUMBERED BALANCE** - The amount of an appropriation that is neither expended nor encumbered. It is the amount of money still available for future purchases.

**UNIT COST** - The cost required to produce a unit of a specific product or service, i.e. the cost to purify one thousand gallons of water.

**USER CHARGES - USER BASED FEES** - Fees imposed for a public service to the recipients of the particular service.

**UTILITY FUNDS** - The funds used to account for operations of the City's electric, water, sanitary sewer and solid waste disposal activities.

## V

**VOUCHER** - A document indicating that a transaction has occurred. It usually contains the accounts related to the transaction.

## Y

**YIELD** - The rate earned on a monetary investment.