

Laredo Police Department 2018 Annual Report



POLICE



POLICE

**LAREDO POLICE DEPARTMENT
2018 ANNUAL REPORT**



POLICE

3, 4 - Chief's Message

SECTION 1

Uniform Personnel and Emergency Response Services

- 6- Sworn Strength**
- 7- Civilian Personnel Strength**
- 8- Patrol Division**
- 9- Traffic Enforcement**
- 10- Community Engagement**
- 11- Emergency Dispatch Call Totals**
- 12- Records Division**

SECTION 2

Statistical Crime Data

- 14, 15- At a Glance 10 year Crime**
- 16- Overall Crime**
- 17- Robbery- Homicide**
- 17- Special Investigations Unit**
- 18- JAGET (Juvenile and Gang Enforcement Unit)**
- 19- Crimes against Property**
- 20- Auto Theft**
- 21- Narcotics & Vice**
- 22- Clearances Rates**
- 23- Arrest Stats**



POLICE

LAREDO POLICE DEPARTMENT 2018 ANNUAL REPORT



POLICE

Message from Chief Claudio Treviño, Jr.



Representing this city's Police force includes getting asked one particular question many times over. The question is often, "is your city safe?" This 2018 annual report emphatically answers that question with a firm "Yes we are safe!" The city has significant double digit reductions in crime over the last ten years, which is a feat not easily accomplished, no matter how big or small your community is. As your Police Department, we have stressed the need to come together as one community and have extensive lines of communication, transparency and trust in order to continue enjoying the quality of safety we have presently. SecurityChoice.com ranked Laredo, Texas No. 3 of the Top 20 "U.S. Comeback Cities," in its latest study. The data for the study was gathered from the FBI's Uniform Crime Reporting Program. In addition, Laredo was also named #1 in Texas with its crime reduction of -2.8%. The website gathered data between 2006 and 2016 and found the total number of violent and property crimes dropped from 6,164 per 100,000 people to 3,364, according to the study.

As the Chief of the Laredo Police Department, my job is tasked with coming up with new innovations that will ensure the city's safety for generations to come and equip, train and prepare our officers for the challenges that await our near future. With the full support of the Laredo Mayor, City Council and City Management we will very soon introduce our newly added Real Time Crime Center (RTCC) to our arsenal of crime fighting tools. The Real Time Crime Center will act as a 24/7 command center for citywide cameras, license plate readers, and associated technology that can be leveraged by public safety at the local, state and federal levels.

In addition to the RTCC we have also initiated new implementations to the recreation of crime scenes and accident reconstruction with the use of a 3D-Technology named FARO. FARO Technologies is a 3D-Imaging, measurement and realization technology which will enable faster, more accurate, compelling and usable 3D documentation. FARO records millions of measurements in seconds, within +/- 1mm of accuracy which can be verified in court and even take a jury virtually through the digital 3D scene to see exactly how it looked at the time of the incident placing them at the scene.



POLICE

LAREDO POLICE DEPARTMENT 2018 ANNUAL REPORT



POLICE

The Identification section has recently acquired a National Integrated Ballistic Information Network (NIBIN) system from the Bureau of Alcohol, Tobacco, Firearms and Explosives (ATF) to help identify ballistic evidence from crime scenes and recovered bullet casings. When a gun is made, the manufacturing equipment etches microscopic markings — somewhat like fingerprints — onto the gun's metal parts. These markings, called tool marks, are transferred to a bullet or cartridge casings when the gun is fired. When law enforcement investigates crimes in which firearms are used, ballistic imaging of such bullets and cartridge cases can be important in solving crimes.

The Laredo Police Department has signed an agreement with the Texas A&M International University to get better feedback from our citizens about issues they may have in their neighborhoods, or if they would like to suggest new strategies in addressing any concerns. The new agreement, the first of its kind between TAMIU and LPD, provides a framework for TAMIU's faculty researchers to work with LPD to access crime statistics and crime-related data needed to pursue research on the effectiveness, efficiency, and equity in law enforcement and governance while extending our knowledge and understanding of how we can work together in partnership to promote police-community relations.

This report and the reductions within are a direct result of the work and tireless dedication of the men and women of our entire Police Department. This endeavor of maintaining our safety is no singular feat. Our continued successes with joint efforts alongside various other law enforcement agencies at the Federal, State and Local levels remain of paramount importance for the continued safety and security of our border city. The shared wealth of criminal intelligence and continued partnerships, through joint task forces and various collaborations, ensure that Laredo remains a safe city to raise a family and set the ideal environment for our city's prosperity for generations to come.

Our officers remain committed to protect and serve while always remaining approachable, compassionate and humble.

Sincerely and Respectfully,

Claudio Treviño Jr., Laredo Police Chief



POLICE

**LAREDO POLICE DEPARTMENT
2018 ANNUAL REPORT**



POLICE

Section 1

**Uniform Personnel and
Emergency Response Services**



POLICE

LAREDO POLICE DEPARTMENT 2018 ANNUAL REPORT



POLICE

Police Department Sworn Strength

<u>Personnel</u>		2016	2017	2018
Sworn Personnel	(Budgeted Positions)	482	514	514
Sworn Personnel	(# of filled positions)	468	464	510
<i>Total Sworn Personnel</i>		468	464	510



*The Bureau of Justice Statistics publishes a national average of all local municipal police departments in the United States. The national average ratio of police officers to citizens for populations of 250,000 residents is listed at approximately 2.5 officers per 1,000 residents. Laredo is at a 2.0 officers per 1000 residents. Laredo has a listed Metropolitan Statistical population of approximately * 260,654 residents.*

**Population based on U.S. Census population stats for 2017.*



POLICE

**LAREDO POLICE DEPARTMENT
2018 ANNUAL REPORT**




POLICE

Laredo Police Civilian Personnel Strength

<u>Civilian Personnel</u>		2016	2017	2018
Civilian Personnel	(# of budgeted positions)	75	76	91

The Laredo Police Department depends on an essential core of civilian personnel who are assigned in strategic areas of support within the department. These areas include; records, dispatch, administrative assistants, clerks, and building maintenance. Civilian staff is essential to our organization and help maintain the functionality and operability of the entire department's sworn personnel.





POLICE

LAREDO POLICE DEPARTMENT 2018 ANNUAL REPORT



POLICE

Patrol Division (Uniformed Police Services)

<u>Patrol Activities</u>	2016	2017	2018
Arrests	8,365	5,986	6,352
Case Reports	29,121	26,797	26,075
Accident Investigations	11,929	10,316	9,658
Self Initiated Field Contacts	26,616	41,271	46,991
Parking Citations	3,852	2,968	2,192
Total Patrol Activities	79,883	87,338	91,268



The Patrol Division exists to “protect and serve”. The primary mission of patrol is public safety and crime deterrence of assigned beats within certain geographic locations and adjacent areas. Officers are generally first on the scene for most emergency calls and undergo continuous advanced training in order to enhance and improve first response services to better serve the public.



POLICE

**LAREDO POLICE DEPARTMENT
2018 ANNUAL REPORT**



POLICE

Traffic Enforcement



<u>Citations issued by all LPD officers</u>	2017	2018
<i>Total Citations Issued</i>	31,635	33,171

Laredo Police Officers, in addition to enforcing all criminal laws, concentrate daily on enforcement of traffic laws. Their duties include accident reports and Commercial Motor Vehicle traffic enforcement. The Traffic Section, primarily address traffic enforcement, accident investigations, and rely on state of the art equipment to help reconstruct how an accident occurred.




POLICE

LAREDO POLICE DEPARTMENT 2018 ANNUAL REPORT



POLICE

Community Engagement





LAREDO POLICE DEPARTMENT

2018 ANNUAL REPORT





POLICE

POLICE

Emergency Dispatch Totals

<u>Call Volume</u>	2016	2017	2018
E-911 Calls	214,808	162,544	152,512
Non 911 Calls	222,363	209,822	270,259
Total Calls	437,171	372,366	422,771

The Laredo Police Department 911 Communication Center is responsible for the call taking and dispatching of all emergency responses and calls for service for both Police and Fire Departments. The 911 Communication Center continues to modernize and add additional personnel to meet the growing needs of the city.





POLICE

**LAREDO POLICE DEPARTMENT
2018 ANNUAL REPORT**



POLICE

Laredo Police Records Section

The Laredo Police Department’s Records Section is comprised of civilian and sworn personnel tasked with managing, storing, and record authenticating of all official LPD documents and reports. The section has undergone significant software and equipment modernization which in turn increases productivity and affords electronic availability of police records.

<u>Records Management</u>		2016	2017	2018
Reports	(# of reports sold)	17,084	15,829	16,311
Online Reports	(# of reports requested on-line)	5,410	4,865	4,020

Reports sold include criminal, accident, fingerprint requests and background checks

LPD Cases	2018
Case Reports	22,307
Accident Reports	8,881
Total	31,188





POLICE

**LAREDO POLICE DEPARTMENT
2018 ANNUAL REPORT**



POLICE

**Section 2
Statistical Crime Data**



POLICE

**LAREDO POLICE DEPARTMENT
2018 ANNUAL REPORT**



POLICE

At a glance- Laredo Police Department

10 Year Uniform Crime Report (UCR) statistics and incidence change.

Crimes against Persons

Crime Type	2009	2010	2011	2012	2013	2014	2015	2016	2017	<u>2018</u>	Change +/- % 2009-2018
Homicide	19	10	12	10	3	14	11	12	12	11 (-8.3%)	-42%
Sexual Offense	77	78	76	81	75	100	133	148	114	145 (+27%)	+88%
Robbery	291	211	225	182	207	196	162	160	154	141 (-8.4%)	-51%
Agg Assault	803	892	817	764	743	667	669	620	561	594 (+6%)	-26%
Simple Assault	4731	4261	3982	3963	4012	3444	3215	2,888	2,450	2,595 (+6%)	-45%
Totals	5921	5452	5112	5000	5040	4421	4190	3,828	3,281	3,485 (+6.2%)	-41%



LAREDO POLICE DEPARTMENT

2018 ANNUAL REPORT



POLICE

POLICE

Crimes against Property

Crime Type	2009	2010	2011	2012	2013	2014	2015	2016	2017	2018	Change +/- % 2009-2018
Burglary (w/force)	1532	1294	1285	1201	953	803	644	605	558	423 (-24%)	-72%
Burglary (no force)	483	428	426	431	392	409	344	364	285	238 (-16%)	-51%
Theft	10088	8646	8104	8246	8685	8140	7286	6,646	5,430	5,506 (+1.3%)	-45%
Vehicle Theft	1482	903	486	381	373	276	311	229	170	169 (-0.6%)	-89%
Vandalism	2647	2368	2259	2406	2046	1787	1694	1,554	1,271	1,163 (-8.5%)	-56%
Totals	16,232	13,639	12,560	12,665	12,449	11,415	10,279	9,398	7,714	7,499 (-3%)	-54%

Persons Arrested

Year	2009	2010	2011	2012	2013	2014	2015	2016	2017	2018	Change +/- % 2009 - 2018
# of Persons	7575	6483	6635	8629	9313	9221	9596	8,328	6,850	7,084 (+3.4%)	-6%



LAREDO POLICE DEPARTMENT 2018 ANNUAL REPORT



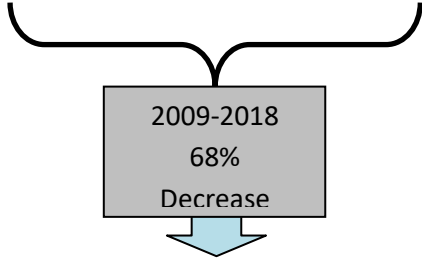
POLICE

POLICE

Overall Crime Statistics

Citywide		Offenses		
Part I Index Offenses <u>UCR</u> Rules Reported Date of Offense		2009	2017	2018
Murder	(# of victims)	19	12	11
Sexual Offenses	(# of victims)	77	114	145
Robbery	(# of offenses)	291	154	141
Aggravated Assault	(# of victims)	803	561	594
Total Violent Index Crimes		1190	841 <i>(-11% reduction from 2016)</i>	890 <i>(+6% Increase)</i>
Burglary	(# of premises entered)	2,015	843	661
Theft	(# of offenses)	10,088	5,430	5506
Auto Theft	(# of vehicles)	1,482	170	169
Total Property Index Crimes		13,585	6,443 <i>(-18%Reduction from 2016)</i>	6,367 <i>(-2%)</i>
Part I Index Crimes Overall Totals		14,775	7,035	7,257

Part 1 Index Crimes are considered to be the most prevalent priority crimes reported in the F.B.I. Uniform Crime Report recorded annually.





POLICE

**LAREDO POLICE DEPARTMENT
2018 ANNUAL REPORT**



POLICE

Robbery- Homicide (CAPERS)

Investigation Index Totals	2016	2017	2018
Cases Assigned	1673	1526	1,454
Murders	12	12	11
Robberies	160	154	141
Cleared Cases	878	751	712
Unfounded	215	102	106
Arrests	388	356	170

CAPERS is directly responsible for specific part 1 offenses which include; Homicide, Robbery, Death Investigations, and Assaults.

Special Investigations Unit (SIU)

Case Index Totals	2016	2017	2018
Cases Assigned	2,698	2,210	2,244
Felonies	733	722	1,110
Misdemeanors	1,924	1,290	1,132
Warrants	372	394	437
Arrests	366	394	53
Sex Offender Registrations	644	500	554

SIU is the investigative section responsible for criminal cases involving; Sexual Assault, Child Abuse, Sex Crimes, Sex Offender registration and Probation compliance monitoring, and domestic violence cases.



LAREDO POLICE DEPARTMENT

2018 ANNUAL REPORT




POLICE

POLICE

JAGET (Juvenile and Gang Enforcement Team)

Case Index Totals	2016	2017	2018
Cases Assigned	1094	995	879
Felonies	84	82	106
Misdemeanors	409	383	392
Status Offender	464	385	281
Missing Persons	138	149	103
Arrests	197	121	164

JAGET is directly responsible for investigating various Juvenile offenses which include; Gang Identification, Vandalism, Criminal Mischief, and Missing Persons.





LAREDO POLICE DEPARTMENT

2018 ANNUAL REPORT



POLICE

POLICE

Crimes Against Property (CAPROS)

Case Index Totals	2016	2017	2018
Cases Assigned	3846	3588	3433
Exceptionally Cleared Cases	410	517	403
Recovered Property	\$1,777,350	\$1,057,599	\$1,032,245
Arrests	371	546	440

The CAPROS Section is directly responsible for specific property & white collar offenses which include; Burglaries, Thefts, Identity Theft, Fraud, and Animal Cruelty cases.





POLICE

**LAREDO POLICE DEPARTMENT
2018 ANNUAL REPORT**



POLICE

Auto Theft Task Force

Citywide	Offenses		
	2016	2017	2018
<u>Auto Thefts</u>			
Number of Stolen Vehicles	229	170	169

Auto Theft Recoveries	2016	2017	2018
Stolen Car Recoveries	176	75	62

Auto Theft Arrests	2016	2017	2018
Criminal Arrests (made by Task Force only)	306	288	208

LPD Auto Theft Task Force has been proactively educating the public about anti theft practices, and in working grants for enforcement which resulted in increasing auto theft arrests.





POLICE

**LAREDO POLICE DEPARTMENT
2018 ANNUAL REPORT**



POLICE

Narcotics and Vice

Case Index Totals	2016	2017	2018
Cases Assigned	140	183	245
Marijuana (lbs)	21,427	4,322	1,440
Cocaine (grams)	1,952 gr.	5,683	7,818
Heroin (grams)	30 gr.	276 gr.	1,126
Weapons Seized	13	35	22
Currency Seized	\$41,082	\$152,962	\$150,986
Arrests	76	127	114

2018 8-Liner Seized Currency	\$2,431,272
---	--------------------

The Narcotics and Vice section directly operates investigations of “street level narcotics” and its participants. The section also is responsible for “vice crime” such as prostitution, promotion of prostitution and the gathering of intelligence for the purposes of advancing narcotics investigations through the development of confidential informants and undercover work. Additionally the Unit also enforces illegal gambling cases & Alcohol related businesses.





POLICE

**LAREDO POLICE DEPARTMENT
2018 ANNUAL REPORT**



POLICE

Clearances Rates (UCR)

<u>Clearance Rates</u>	2016	2017	2018
Murder	75%	83%	73%
Sexual Offenses	51%	53%	59%
Robbery	65%	45%	54%
Assaults	63%	75%	67%
Burglary	23%	28%	28%
Thefts	27%	25%	27%

A clearance rate refers to the number of cases that are solved by a particular law enforcement agency. It is one measure of an agency's skill and efficiency in solving crimes. The clearance rate may be divided up in a number of different ways, including the type of crime being committed, or the seriousness of the crime. Clearance rates are not linked to convictions.



POLICE

**LAREDO POLICE DEPARTMENT
2018 ANNUAL REPORT**



POLICE

Arrest Stats

<u>Persons Arrested</u>	2016	2017	2018
Adults	7,500	6,198	7,119
Juveniles	828	652	564
Total Arrests	8,328	6,850	7,683





LAREDO POLICE DEPARTMENT 2018 ANNUAL REPORT



POLICE

POLICE

Protecting and Serving our Beautiful City

