

# CITY OF LAREDO, TX



WORKING HARD  
FOR OUR CITY.

# PROPOSED BUDGET 2024-2025

# CITY OF LAREDO

## Annual Budget



Fiscal Year  
October 1, 2024 - September 30, 2025

Prepared By:  
Budget Department

This budget will raise more total property taxes than last year's budget by \$9,857,254 or 9.34% and of that amount \$2,912,895 is tax revenue to be raised from new property added to the tax roll this year.

This additional amount is due entirely to increases in property tax valuations and new property added to the tax roll and NOT to any increase of the tax rate of \$.533945, current proposed budget reflects a tax rate of \$0.507623.

# CITY OF LAREDO

## ADMINISTRATIVE OFFICIALS

### **Mayor Victor D Treviño M.D.**

Dr. Treviño is a product and a son of Laredo. Being born and raised in Laredo, Texas, he is a descendant of Capt. Tomas Sanchez (Founder of Laredo), and product of the public-school system, attending Nixon high school, where he graduated in 1966. Dr. Treviño attended Laredo Junior College and Texas A&M University at Kingsville before going to medical school in Coahuila, Mexico. After finishing his residency in 1984 at LSU Charity Hospital in New Orleans, Louisiana, Dr. Treviño attained medical licenses in Texas, Louisiana, Alabama and Mexico.

Understanding the medical need that existed in his hometown, and encouraged by family members, like his father Raul Treviño, and the late Dr. Murray Malakoff, he returned to his hometown in 1985 where he immediately started working with the City of Laredo Health Department, and in Family Medicine and Obstetrics. Always having a passion in helping the medically underserved community, Dr. Treviño has served in several roles over the last 35 years. As medical director of the health department, he oversaw the no-cost Maternity clinics, STD clinics, and various other public health programs. Dr. Treviño has also served as the medical director of Retama West Nursing home and Director of the Skilled Nursing Unit at LMC. He also continues to hold privileges at Doctors Hospital, Laredo Medical Center, and Specialty Hospital where he has served in several leadership capacities as Department Chair and Chief of Staff.

Most recently Dr. Treviño served as the Health Authority for the City of Laredo where he guided the City through the Global COVID pandemic. Understanding the international dynamics and vulnerability of the community to COVID, Dr. Treviño helped create a pilot binational vaccination program with Mexican bordering communities like Nuevo Laredo, Tamaulipas and Colombia, Nuevo Leon. The vaccination program which is still underway has had great success, and is nearing 300,000 vaccines administered. This has greatly reduced the level of hospitalizations and death on both sides of the border and has resulted in Laredo and Nuevo Laredo as two of the most vaccinated municipalities in the United States and Mexico.

Dr. Treviño continues to believe that any challenge can be met and resolved, as long as people work together with leadership, integrity and transparency. This is the reason why he feels privileged and an honored to work in public health, and in service to the community.



# City Council Members

**Gilberto Gonzalez**



**District I**

**Ricardo Rangel**



**District II**

**Melissa Cigarroa**



**District III**

**Alberto Torres, Jr.**



**District IV**

**Ruben Gutierrez  
Mayor Pro Tempore**



**District V**

**Dr. David Tyler King**



**District VI**

**Vanessa Perez**



**District VII**

**Alyssa Cigarroa**



**District VIII**

# City Staff

**Joseph Neeb**  
City Manager

**Steve E. Landin**  
Assistant City Manager

**Jose A. Valdez Jr.**  
Assistant City Manager

**Jesus Esparza, III**  
Budget Director



## Budget Department

Abril Mozqueda  
Budget Analyst I

Roberto Diaz III  
Budget Analyst I

Erick Carreon  
Budget Analyst I

Karla E. Lozano  
Administrative Assistant

**CITY OF LAREDO, TEXAS  
PROPOSED ANNUAL BUDGET  
FISCAL YEAR 2024-2025**

**TABLE OF CONTENTS**

*(To view a particular section, click on the text below)*

**BUDGET MESSAGE**

**INTRODUCTION**

City of Laredo Map.....	1
City of Laredo Organizational Chart.....	2
Ordinance.....	3
Consolidated Budget.....	4
Analysis of Property Tax Levy and Collections.....	6
Full-Time Equivalent Position Summary.....	7
Unfunded Position Listing.....	8
Operational Additional Requests.....	9
Capital Outlay Requests.....	17
General Fund Summary.....	21
General Fund Revenues Summary.....	22
General Fund Expenditures Summary.....	26

**AIRPORT**

Fund Summary.....	42
Major Fund Change.....	45
Department Requests.....	46
Performance Measures.....	47
Airport 23 C.O Bond.....	49

**NOISE ABATEMENT LEASE PROGRAM**

Fund Summary.....	50
Major Fund Change.....	52
Performance Measures.....	53

**AIRPORT CONSTRUCTION FUND**

Fund Summary.....	54
-------------------	----

**ANIMAL CARE SERVICES**

Fund Summary.....	60
-------------------	----

**BRIDGE SYSTEM**

Operating Fund Summary.....	62
Major Fund Change.....	66

Department Requests.....	67
Performance Measures.....	68
Construction Fund Summary.....	69
Debt Service Fund Summary.....	70
Refrigerated Inspection Facility Fund Summary.....	71
2022 Revenue Bond Fund Summary.....	72
<b>BUDGET</b>	
Fund Summary.....	74
Major Fund Change.....	75
Performance Measures.....	76
<b>BUILDING DEVELOPMENT SERVICES</b>	
Fund Summary.....	78
<b>CITY ATTORNEY</b>	
Fund Summary.....	80
Major Fund Change.....	81
Performance Measures.....	82
<b>CITY MANAGER'S OFFICE</b>	
Fund Summary.....	84
Major Fund Change.....	85
Department Requests.....	86
Performance Measures.....	87
<b>CITY SECRETARY</b>	
Fund Summary.....	90
Major Fund Change.....	91
Department Requests.....	92
Performance Measures.....	93
<b>COMMUNITY DEVELOPMENT – GENERAL FUND</b>	
Fund Summary.....	96
Major Fund Change.....	97
Performance Measures.....	98
<b>COMMUNITY DEVELOPMENT FUND</b>	
Fund Summary.....	100
Performance Measures.....	101
<b>HOUSING REHABILITATION</b>	
Fund Summary.....	103
Performance Measures.....	106
<b>HOME INVESTMENT PARTNERSHIP</b>	
Fund Summary.....	107

Performance Measures.....	110
<b>EMERGENCY SOLUTIONS GRANT</b>	
Fund Summary.....	111
Performance Measure.....	113
<b>HOME INVESTMENT AFFORDABLE HOUSING</b>	
Fund Summary.....	114
<b>LAREDO PUBLIC FACILITY CORPORATION</b>	
Fund Summary.....	115
<b>HAMILTON HOUSING APARTMENTS</b>	
Fund Summary.....	116
<b>SOUTHERN HOTEL</b>	
Fund Summary.....	117
<b>MUNICIPAL HOUSING</b>	
Fund Summary.....	118
Major Fund Change.....	122
Performance Measures.....	123
<b>THIRD PARTY FUNDING</b>	
General Fund Third Party Funding.....	125
Hotel Motel Third Party Funding.....	126
<b>CONVENTION &amp; VISITORS BUREAU</b>	
Fund Summary.....	128
Major Fund Change.....	129
Department Requests.....	130
Performance Measures.....	131
<b>DETOX</b>	
Fund Summary.....	134
Major Fund Change.....	136
Performance Measures.....	137
<b>ECONOMIC DEVELOPMENT</b>	
Fund Summary.....	140
Major Fund Change.....	141
Department Requests.....	142
Performance Measure.....	143
<b>ENGINEERING</b>	
Fund Summary.....	146
Major Fund Change.....	147
Department Requests.....	148
Performance Measures.....	149



<b>PARKING METERS</b>	
Fund Summary.....	151
Major Fund Change.....	153
Department Requests.....	154
Performance Measures.....	155
<b>ENVIRONMENTAL SERVICES</b>	
Fund Summary.....	158
Major Fund Change.....	161
Department Requests.....	162
Performance Measures.....	163
2016A CO Bond Fund Summary.....	164
2019 CO Bond Fund Summary.....	165
<b>STORMWATER IMPROVEMENT FUND</b>	
Fund Summary.....	166
Major Fund Change.....	167
<b>KEEP LAREDO BEAUTIFUL</b>	
Fund Summary.....	168
Major Fund Change.....	170
Department Requests.....	171
Performance Measures.....	172
<b>FINANCIAL SERVICES</b>	
Fund Summary.....	174
Major Fund Change.....	175
Department Requests.....	176
Performance Measures.....	177
<b>HOTEL MOTEL FUND</b>	
Fund Summary.....	179
Major Fund Change.....	180
Legal Requirements.....	181
<b>SPORTS &amp; COMMUNITY SALES TAX</b>	
Fund Summary.....	182
<b>SPORTS &amp; COMMUNITY DEBT SERVICE</b>	
Fund Summary.....	184
2021 Revenue Bond.....	185
2022 Revenue Bond.....	186
<b>SAMES AUTO ARENA</b>	
Fund Summary.....	187
Major Fund Change.....	188

<b>UNITRADE BASEBALL STADIUM</b>	
Fund Summary.....	189
<b>DOWNTOWN TIRZ NO.1</b>	
Fund Summary.....	190
2021B C.O. Fund Summary.....	191
<b>AMERICAN RESCUE PLAN</b>	
Fund Summary.....	192
<b>TIRZ NO.2</b>	
Fund Summary.....	195
<b>DEBT SERVICE FUND</b>	
Fund Summary.....	196
Debt Service Payment Summary.....	198
<b>FIRE</b>	
Fund Summary.....	200
Major Fund Change.....	202
Department Requests.....	203
Performance Measures.....	206
<b>SPECIAL FIRE</b>	
Fund Summary.....	207
Performance Measures.....	209
<b>FLEET</b>	
Fund Summary.....	212
Major Fund Change.....	213
Department Requests.....	214
Performance Measures.....	215
<b>HEALTH</b>	
Fund Summary.....	218
Major Fund Change.....	219
Department Requests.....	220
Performance Measures.....	222
<b>HUMAN RESOURCES</b>	
Fund Summary.....	226
Major Fund Change.....	227
Department Requests.....	228
Performance Measures.....	229
<b>RISK MANAGEMENT</b>	
Fund Summary.....	231
Major Fund Change.....	233

Performance Measures.....	234
<b>HEALTH AND BENEFITS</b>	
Fund Summary.....	236
Major Fund Change.....	237
Department Requests.....	238
Performance Measures.....	239
<b>CITY ANNUITY</b>	
Fund Summary.....	240
Major Fund Change.....	242
Performance Measures.....	243
<b>INTERNAL AUDIT</b>	
Fund Summary.....	246
Major Fund Change.....	247
Department Requests.....	248
Performance Measure.....	249
<b>INFORMATION SERVICES AND TELECOMMUNICATIONS</b>	
Fund Summary.....	252
Major Fund Change.....	255
Department Requests.....	256
Performance Measures.....	258
<b>PUBLIC EDUCATIONAL &amp; GOVERNMENTAL (PEG) FUND</b>	
Fund Summary.....	260
<b>911 REGIONAL COMMUNICATIONS</b>	
Fund Summary.....	261
Performance Measures.....	263
<b>LIBRARY</b>	
Fund Summary.....	266
Major Fund Change.....	267
Department Requests.....	268
Performance Measures.....	269
<b>CANSECO ENDOWMENT TRUST FUND</b>	
Fund Summary.....	270
<b>MARKETING AND COMMUNICATIONS</b>	
Fund Summary.....	272

**MAYOR AND CITY COUNCIL**

Fund Summary .....	274
Major Fund Change .....	275
Performance Measures .....	276

**MUNICIPAL COURT**

Fund Summary.....	278
Major Fund Change.....	279
Department Requests.....	280
Performance Measures.....	281

**PARKS AND RECREATION SERVICES**

Fund Summary.....	284
Major Fund Change.....	285
Department Requests.....	286
Performance Measures.....	287

**RECREATION FUND**

Fund Summary.....	289
Major Fund Change.....	292

**MAX MANDEL GOLF COURSE**

Fund Summary.....	293
Major Fund Change.....	294

**PARKLAND ACQUISITION FUND**

Fund Summary.....	295
-------------------	-----

**PARKS CAPITAL GRANT**

Fund Summary.....	296
-------------------	-----

**PLANNING AND ZONING**

Fund Summary.....	298
Major Fund Change.....	299
Department Requests.....	301
Performance Measures.....	302

**POLICE**

Fund Summary.....	306
Major Fund Change.....	308
Department Requests.....	309
Performance Measures.....	311

**AUTO THEFT TASK FORCE**

Fund Summary.....	313
Performance Measures.....	314

<b>FINANCIAL TASK FORCE</b>	
Fund Summary.....	318
Performance Measures.....	320
<b>SPECIAL POLICE</b>	
Fund Summary.....	322
Performance Measures.....	331
<b>POLICE TRUST</b>	
Fund Summary.....	332
<b>PUBLIC WORKS</b>	
Fund Summary.....	336
Major Fund Change.....	337
Department Requests.....	338
Performance Measures.....	339
<b>SOLID WASTE SERVICES</b>	
Fund Summary.....	342
Major Fund Change.....	345
Department Requests.....	346
Performance Measures.....	347
Debt Service Fund Summary.....	348
2017 PPF CO Fund Summary.....	349
2018 PPF CO Fund Summary.....	350
2019 CO Fund Summary.....	351
2019 PPF CO Fund Summary.....	352
2021A CO Fund Summary.....	353
2022 CO Fund Summary.....	354
2023 CO Fund Summary.....	355
<b>TAX</b>	
Fund Summary.....	358
Major Fund Change.....	359
Department Requests.....	360
Performance Measures.....	361
<b>TRAFFIC</b>	
Fund Summary.....	364
<b>TRANSIT</b>	
<b>TRANSIT SALES TAX</b>	
Fund Summary.....	366
Major Fund Change.....	368

**TRANSIT CENTER FACILITY**

Fund Summary.....	369
Major Fund Change.....	371
Department Requests.....	372

**TRANSIT CAPITAL GRANTS**

Fund Summary.....	373
2019 CO Bond.....	376
2019 PPFCO Bond.....	377

**EL METRO**

Operations Fund Summary.....	378
Major Fund Change.....	381
Department Requests.....	382
Performance Measures.....	383

**UTILITIES****WATER SYSTEM**

Operating Fund Summary.....	386
Major Fund Change.....	389
Department Requests.....	390
Performance Measures.....	391
Debt Service Fund Summary.....	392
Water Construction Fund Summary.....	393
Water Availability Fund Summary.....	394
Water Capital Improvement Fund Summary.....	395
2015 TWDB Revenue Bond.....	396
2016 Revenue Bond.....	397
2018 PPFCO Bond.....	398
2019 WW&SS Bond.....	399
2020A WW&SS Bond.....	400
2022 WW&SS Revenue Bond.....	401

**SEWER SYSTEM**

Operating Fund Summary.....	404
Major Fund Change.....	406
Department Requests.....	407
Performance Measures.....	408
Debt Service Fund Summary.....	409
Sewer Operational Construction Fund Summary.....	410
Sewer Capital Improvement.....	411
2014 WW/SW Revenue Bond.....	412
2015 Revenue Bond.....	413
2015B TWDB Revenue Bond.....	414
2017 Revenue Bond.....	415
2019 WW&SS Revenue Bond.....	416

2020 WW&SS Revenue Bond.....	417
2020A WW&SS Bond.....	418
2022 WW&SS Revenue Bond.....	419

## **CAPITAL PROJECTS**

Contractual Obligations Fund.....	422
Capital Improvements Fund.....	424
Capital Projects Fund.....	429
2009 Certificate of Obligation.....	431
2012 Certificate of Obligation.....	432
2014 Certificate of Obligation.....	433
2015 Certificate of Obligation.....	435
2016A Certificate of Obligation.....	439
2017 Certificate of Obligation.....	442
2018 Certificate of Obligation.....	446
2019 Certificate of Obligation.....	449
2021A Certificate of Obligation.....	453
2022 Certificate of Obligation.....	456
2023 Certificate of Obligation.....	459

## **SUPPLEMENTAL INFORMATION**

<b>FY 24-25 WAGE SCHEDULE.....</b>	<b>463</b>
------------------------------------	------------

### **FULL-TIME EQUIVALENT POSITION LISTING**

City of Laredo.....	465
Transit.....	489

## **GLOSSARY**

Acronym Glossary.....	490
Definition Glossary.....	492

# City Manager's Budget Message



July 29, 2024

## **Honorable Mayor, Members of the City Council and to the Citizens of Laredo:**

As City Manager, I am pleased to present the Fiscal Year (FY) 2024-2025 annual budget for the City of Laredo. This document outlines our financial plan and strategic priorities for the upcoming fiscal year, focusing on addressing the challenges of a growing city while ensuring the effective allocation of limited resources to maximize community benefits.

This budget should be considered as the continuation of a transformative approach. It is the second year of an anticipated 3-year process to shift how the city considers its priorities and commits to those services that provide the much-needed security and quality of life to our citizens. Our decisions in this budget are based on fiscal responsibility and ensuring that we continue to provide basic and essential needs to our community.

### ***Challenges Facing a Growing City***

The City of Laredo is experiencing significant growth, presenting both opportunities and challenges. Our population increase has led to higher demands for essential services, infrastructure development, and housing. Additionally, we face the challenge of maintaining public safety, enhancing transportation networks, and ensuring sustainable environmental practices. These demands require careful planning and resource management to ensure that our city's growth remains balanced and sustainable.

### ***Importance of Prioritization of Services***

In response to these challenges, prioritization of services continues to remain an important aspect of our annual budget process. With limited funding available, it is crucial to focus our resources on the highest needs of our community. This involves identifying and investing in core services that directly impact the quality of life for our residents, such as public safety, health services, parks amenities, and infrastructure maintenance. By prioritizing these areas, we can ensure that our city remains safe, healthy, and conducive to economic growth.



# City Manager's Budget Message

## *Focusing Limited Funding on Highest Needs*

The budget for FY 2024-2025 reflects a strategic approach to funding and allocation on our highest needs. We continue to evaluate our services to the Viva Laredo plan, conduct comprehensive needs assessments and hold community consultations to determine the areas requiring immediate attention.

Our focus remains on:

- **Public Safety:** Enhancing police, fire, and emergency medical services to ensure rapid response times and increased community safety.
- **Infrastructure:** Investing in critical infrastructure projects, including road repairs, water and sewer system upgrades, and public transportation improvements.
- **Health and Social Services:** Supporting programs that address public health, mental health, and social services to improve the overall well-being of our residents.
- **Education and Workforce Development:** Collaborating with educational institutions to provide quality education and training programs that prepare our workforce for future opportunities.

## *Efforts to Delineate Services and Eliminate Non-Beneficial Expenses*

To maximize the impact of our budget, the city continues to complete comprehensive reviews of all services and expenses. These reviews aim to delineate services that are essential and eliminate those that do not provide a clear community benefit. This effort will continue through future budgets. Steps taken to achieve this goal include:

- **Performance Audits:** Conducting regular performance audits of city departments to identify inefficiencies and areas for cost reduction.
- **Community Feedback:** Engaging with residents to gather feedback on services and prioritize those that are most valued by the community.
- **Cost-Benefit Analysis:** Implementing cost-benefit analyses to evaluate the effectiveness of programs and services, ensuring that funds are directed toward the most impactful initiatives.
- **Partnerships:** Exploring partnerships with private organizations and other governmental entities to share resources and reduce costs.

Laredo remains resilient and has a strong focus on improving the lives of its citizens. We have been through many triumphs of completed projects and accomplishments, as well as found areas that we can improve upon. Our conservative, protective approach of allocating our limited revenue to the highest priorities will continue and we are in a better and stronger financial position than ever before. Our Bridge and Sales Tax revenues are getting stronger than previous years. While significant uncertainties remain where inflation is present, signs are showing that our local economy continues its recovery and is on an upward trend.

The FY 2024-2025 Proposed Budget focuses on the critical issues that we have committed to over the past year and others that continue to emerge with many in areas of public health, housing programs, and job creation. We are fortunate to leverage federal and state assistance in forms of grants to allow for programs in these areas.

An overview of projected revenues and related spending as compared to last year's original budget are discussed in greater detail below. Some of the highlights for FY 2024-2025 include:

## City Manager's Budget Message

- The Consolidated Budget is projected to increase by 7.6%;
- General Fund Tax revenue is expected to increase by 8.2%;
- General Fund revenues and expenses are expected to increase by 11.5%;
- Bridge Tolls revenues are projected to increase by over 9.3%;

Our City is thriving in so many ways. Transportation continues to be a top component for growth in our economy. We are a vital artery to the rest of the nation for distribution in areas of electronics, vehicle parts, food, etc. We continue to grow and attract commerce in these areas.

There are many programs, initiatives and services to speak about and showcase. We look forward to the budget workshops this August in order to expand our discussions of these initiatives.

### *Fiscal Summary*

The FY 2024-2025 Proposed Consolidated Annual Budget totals \$981.4 million. This is an increase of 7.6% from last year's budget. The total net operating budget, excluding transfers, is \$695.7 million, with a closing fund balance projected at \$369.9 million.

	Budget FY 2023-2024	Estimate FY 2023- 2024	Proposed FY 2024 -2025
Tax Rate	\$0.533945	\$0.533945	\$0.507623
Taxable Valuations	\$21,212,360,000	\$21,292,283,156	\$24,327,372,719
Tax Levy	\$111,561,894	\$115,162,290	\$120,818,375

This is the 21<sup>st</sup> consecutive year that no tax rate increase is proposed, and where a \$0.026322 cent decrease is being proposed. The collection rate has been calculated by proposing a 98.0% collection rate versus that of last year's rate of 97.5%. This will be an impact of \$9.3 million in property tax levy, this is an increase of 8.3% from last year's budget. Property valuations for FY 2024-2025 are projected to increase by 14.7%.

Assessed valuation, which impacts property tax revenues, has continued to grow. The local residential real estate market continues to be strong, fueled in part by limited inventory; creating inflationary pressures.

### *General Fund*

The City's General Fund Proposed Budget is \$278,022,182 which is an increase of \$28.6 million from last fiscal year's original budget representing a 11.5% increase. The estimated ending fund balance is \$53,341,852 an increase of \$9,024,461 representing a 20.4% increase.

We continue to focus on our community, reinvesting and revitalizing our downtown and using best practices to administer our financial and information systems. We are prioritizing our most valuable commodity, our employees, in order to accomplish our goals in public safety, better quality of water, community health, homelessness and street maintenance.

# City Manager's Budget Message

## *Supporting our Workforce*

Our employees are our most precious resource. We will continue to support our employees with the leadership program, the Certified Management Program, in partnership with TAMIU, and a tuition reimbursement program. Our goal is to empower and provide additional avenues to strengthen our workforce. We are proposing a 3% cost of living to our non-contract employees with an estimated cost of \$4.0 million. The City of Laredo wage schedule will be adjusted as well to reflect the proposed cost of living increasing the entry hourly rate from \$13.08 to \$13.47 per hour. Also, proposed is a 1% base pay increase for non-contract employees April 1, 2025 that have completed one-year tenure with the City which will move current employees within their grade range and reward employees for their tenure.

## *Health Benefits*

As healthcare costs continue to rise, the City continues to provide its employees the option of choosing between three medical benefit plans: a traditional Preferred Provider Organization (PPO) plan, the HMO Blue Essentials (HMO) plan and a Consumer Driven Health Plan (CDHP) with a Health Savings Account (HSA). In addition, the incentive for selecting the CDHP medical plan is proposed to increase from \$600 to \$750 annually per employee. The health insurance premium for the following fiscal year reflects a \$5.00 increase on employee only coverage for the PPO and HMO plans. There is also a proposed 10% increase for dependent medical insurance for both employees and City. The dental insurance reflects a 10% increase for the City and employees upgrading to the deluxe plan.

## *New Positions*

The following positions are being proposed in order to support the continued needs of the City's growth and Council priorities for the City focusing on citizen's services. Note that in General Fund 55 Full-Time Equivalent (FTE) positions for an estimated \$3.4 million and 46 FTE's for other funds are proposed for an estimated \$3.3 million.

<b>New Positions Recommended for Approval:</b>			
<b>GENERAL FUND</b>		<b>OTHER FUNDS</b>	
Human Resources	1	Fleet	5
Parks and Leisure	16	Health	3
Fire *	38	Human Resources	1
		Information Technology	3
		Keep Laredo Beautiful	1
		Solid Waste	10
		Waterworks	4
		Sewer	19
<b>General Fund Total</b>	<b>55</b>	<b>Other Funds Total</b>	<b>46</b>

\*(SAFER Grant Application)

# City Manager's Budget Message

## ***Public Safety***

Public Safety continues to be a top priority for the City. A total budget of \$166.5 million is being proposed for Police and Fire, an increase of \$13.5 million or 8.8% over FY 2023-2024, and representing 60.4% of the General Fund Budget.

The Police Department's Budget of \$92.2 million, represents 33.5% of the General Fund Budget. The Police Department has 550 police officer positions and 115 civilian positions. Collective bargaining employees' compensation for Police is consistent with their respective collective bargaining agreements of 3% for October 1, 2024 for an estimated amount of \$1.8 million. This is the last year of a five-year contract with the Laredo Police Officers' Association (LPOA). Although there is one academy scheduled for our current fiscal year (FY 2023-2024), we have applied for a COPS grant that will potentially allow us to initiate another academy for January, 2025.

The Fire Department Budget totals \$74.3 million which represents 27% of the General Fund Budget and provides funding for 469 firefighter and 20 civilian positions. Collective bargaining employees' compensation for Fire is consistent with their respective collective bargaining agreements of 2% for October 1, 2024 for an estimated amount of \$1.1 million. This is the third year of a four-year contract. Thereafter the contract increases for the remainder of the contract is 1.5% for October 1, 2025.

An academy of twenty-four cadets was established in FY 2023-2024 to fill the Buena Vista fire station which will be transferred to General Fund in January 2025. In addition, we have applied for a SAFER grant that will fund an academy of thirty-eight (38) firefighter cadets to staff the new Mile Marker Fifteen (15) fire station.

Our citizens expect and deserve to feel safe in their communities, and the City of Laredo remains a safe place to live, work, and raise a family.

## ***Financial Outlook***

The City continues to maintain excellent bond ratings that serve to solidify the City's financial position. The Moody's and Standard & Poor's ratings below reflect the City's growing tax base along the US-Mexico border, and recognizes the city's national importance as home to the largest in land port in the country. See below for the City's strong credit ratings:

<b>Bond Category</b>	<b>Moody's</b>	<b>Standard &amp; Poor's</b>
\$56.220M Combination Tax and Revenue Certificate of Obligation, Series 2023	Aa2	AA

## ***Capital Improvement / Bonds***

We move forward with projects funded by cash, bonds, grants and ARPA. Based on the Plan of Finance that has been presented, we will be seeking to issue approximately \$43.0 million in debt in the last quarter of 2024. The priorities for these funds will be equipment, construction, building rehabilitation, roads and street improvements.

## City Manager's Budget Message

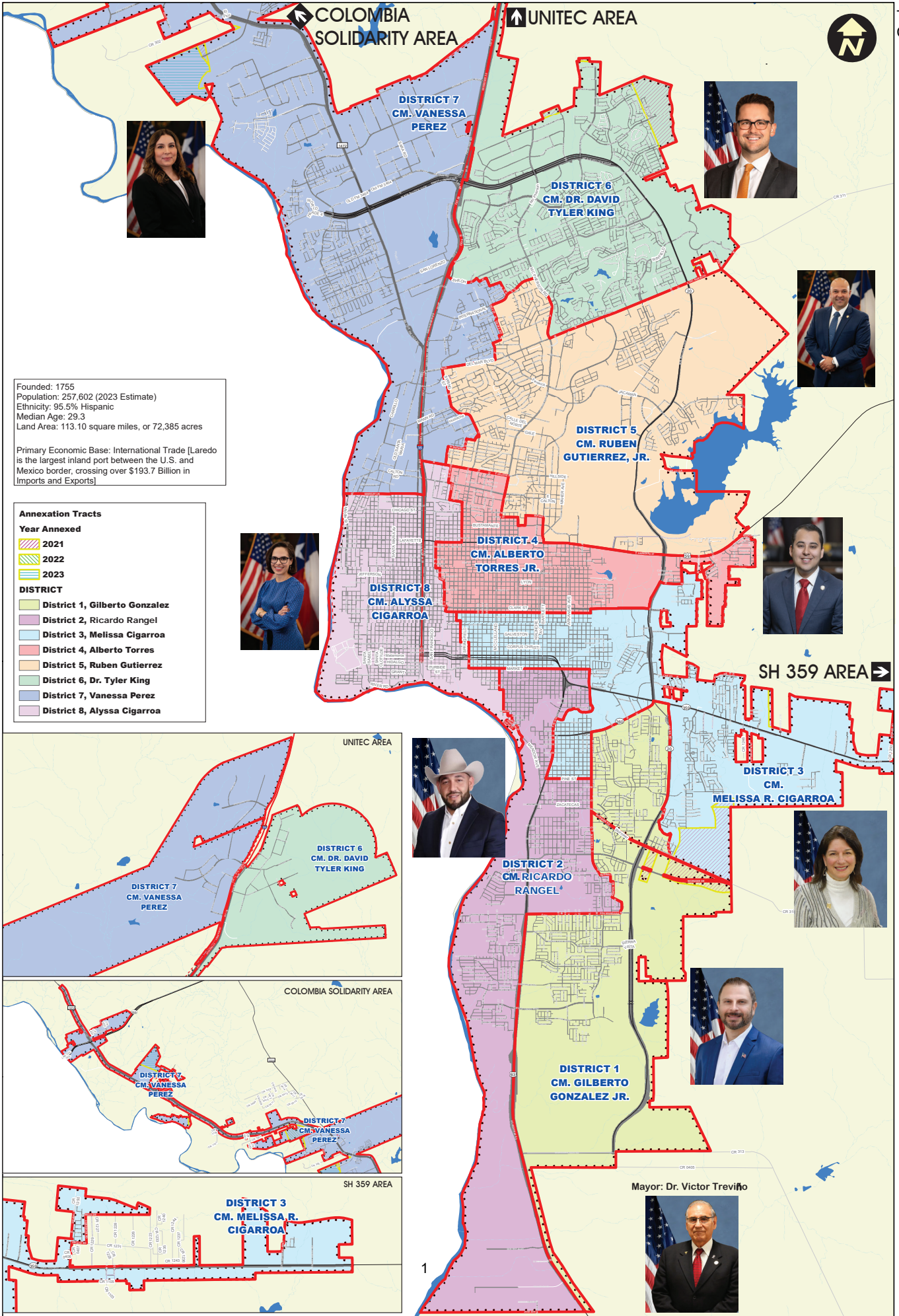
### *Closing Comments*

In conclusion, the FY 2024-2025 Annual Budget for the City of Laredo is a strategic plan designed to address the challenges of a growing city while prioritizing essential services and optimizing the use of limited resources. Through careful planning, community engagement, and a commitment to efficiency, we aim to build a thriving, sustainable city for all residents.

Sincerely,



Joseph W. Neeb  
City Manager



Founded: 1755  
 Population: 257,602 (2023 Estimate)  
 Ethnicity: 95.5% Hispanic  
 Median Age: 29.3  
 Land Area: 113.10 square miles, or 72,385 acres

Primary Economic Base: International Trade [Laredo is the largest inland port between the U.S. and Mexico border, crossing over \$193.7 Billion in Imports and Exports]

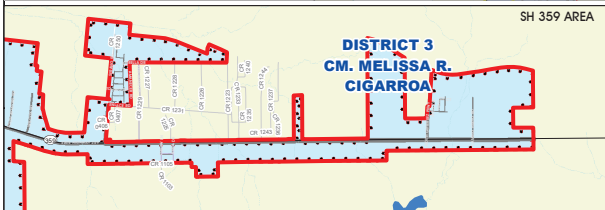
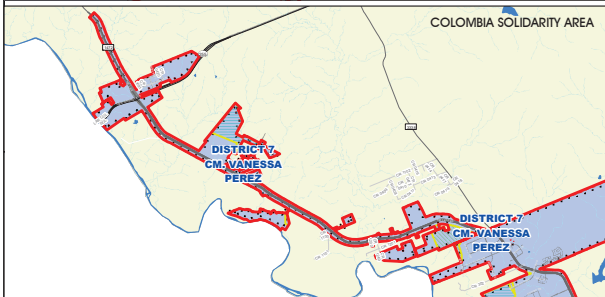
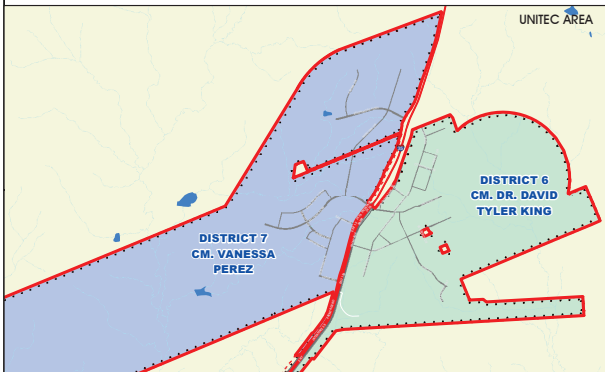
**Annexation Tracts**

**Year Annexed**

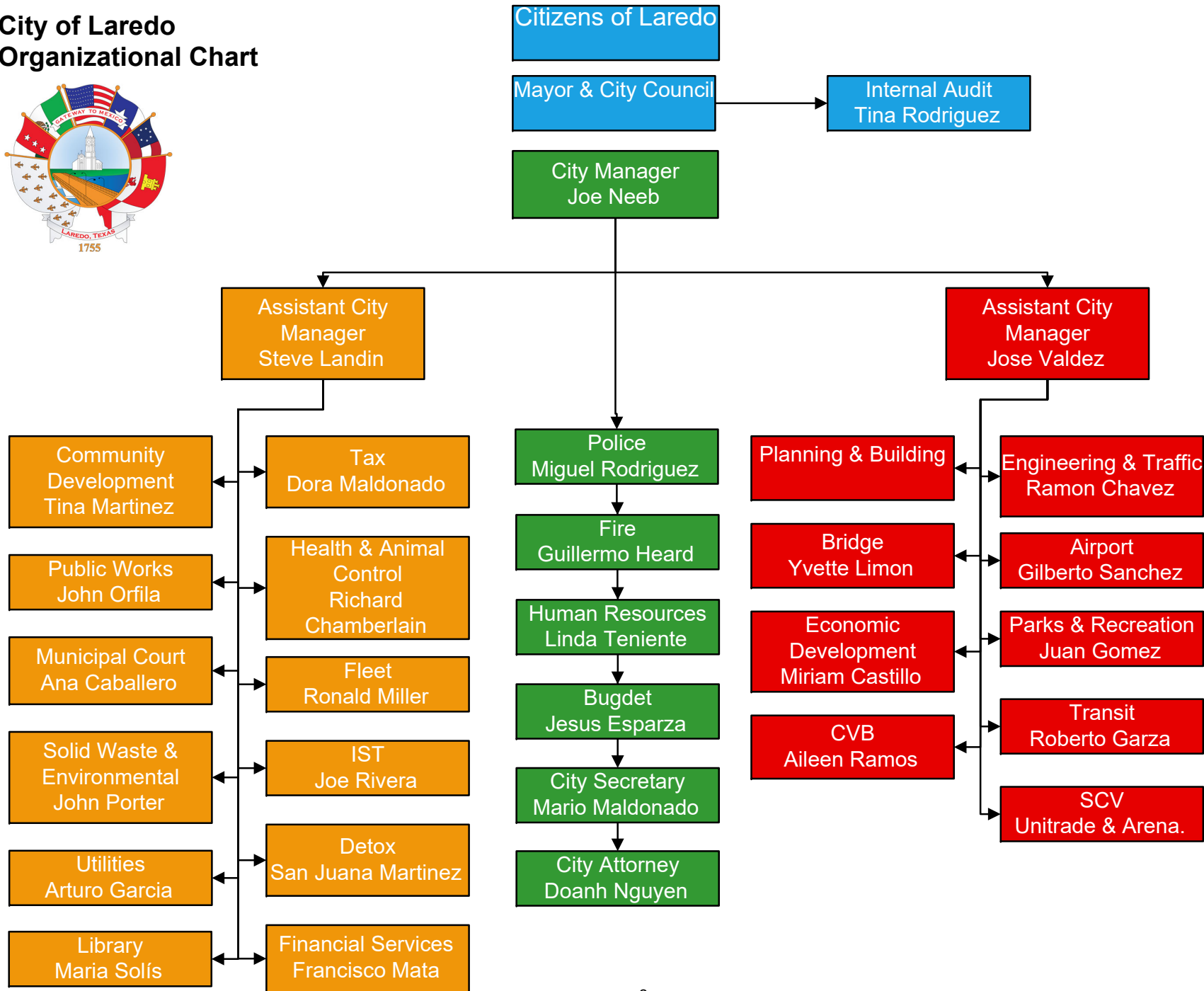
- 2021
- 2022
- 2023

**DISTRICT**

- District 1, Gilberto Gonzalez
- District 2, Ricardo Rangel
- District 3, Melissa Cigarroa
- District 4, Alberto Torres
- District 5, Ruben Gutierrez
- District 6, Dr. Tyler King
- District 7, Vanessa Perez
- District 8, Alyssa Cigarroa



# City of Laredo Organizational Chart



**ORDINANCE**

**ADOPTING THE ANNUAL BUDGET FOR FISCAL YEAR 2024-2025, APPROPRIATING THE ESTIMATED REVENUES, EXPENDITURES AND BALANCES REPORTED THEREIN FOR THE YEAR BEGINNING OCTOBER 1, 2024, AND ENDING SEPTEMBER 30, 2025, CONSISTENT WITH THE FINANCIAL PLAN DESCRIBED IN SAID ANNUAL BUDGET; AND AUTHORIZING THE CITY MANAGER TO IMPLEMENT SAID ANNUAL BUDGET.**

**WHEREAS**, the City Manager has presented a projection of revenues and expenditures for the fiscal year beginning October 1, 2024, and ending September 30, 2025; and

**NOW, THEREFORE, BE IT ORDAINED BY THE CITY COUNCIL OF THE CITY OF LAREDO THAT:**

1. The Annual Budget for Fiscal Year 2024-2025, as set forth in the document annexed hereto titled “Annual Budget 2024-2025,” is hereby adopted, and
2. The following appropriations for Fiscal Year 2024-2025 are hereby authorized:

Total Operating Expenditures and Transfers. ....\$981,354,394

The City Manager is hereby authorized to implement the said budget for the Fiscal Year beginning October 1, 2024, and ending September 30, 2025.

**PASSED BY THE CITY COUNCIL AND APPROVED BY THE MAYOR ON THIS THE 16 DAY OF SEPTEMBER, 2024.**

\_\_\_\_\_  
**Dr. Victor D. Treviño**  
Mayor

**ATTEST:**

\_\_\_\_\_  
**Mario Maldonado, Jr.**  
City Secretary

**APPROVED AS TO FORM:**

\_\_\_\_\_  
**Doanh T. Nguyen**  
City Attorney



**CITY OF LAREDO**  
**CONSOLIDATED BUDGET**  
**FY 2024-2025**

FUND	Beginning Balance 10/1/2024	Revenues Excluding Transfers	Transfers	Revenues Including Transfers	Total Available	Operating Expenditures & Transfers	Closing Balance 9/30/2025
<b>GOVERNMENTAL FUNDS</b>							
<b>GENERAL FUND</b>	\$ 53,341,852	\$ 196,468,212	\$ 81,553,970	\$ 278,022,182	\$ 331,364,034	\$ 278,022,182	\$ 53,341,852
<b>SPECIAL REVENUE FUNDS</b>							
Community Development	-	3,032,219	-	3,032,219	3,032,219	3,032,219	-
Housing Rehab	117,856	95,800	-	95,800	213,656	97,862	115,794
Home Investment Partnership	53,685	1,082,641	50,000	1,132,641	1,186,326	1,138,365	47,961
Emergency Solutions Grant	-	283,741	-	283,741	283,741	283,741	-
Auto Theft Task Force	-	3,453,906	918,328	4,372,234	4,372,234	4,372,234	-
Financial Task Force	-	872,271	70,000	942,271	942,271	942,271	-
Health Fund	1,131,530	21,134,571	9,028,739	30,163,310	31,294,840	31,294,840	-
Special Police Program	-	11,219,463	3,255,852	14,475,315	14,475,315	14,475,315	-
Airport	30,098,382	11,365,077	550,000	11,915,077	42,013,459	15,918,944	26,094,515
Airport Capital Projects	-	43,550	-	43,550	43,550	43,550	-
Hotel-Motel Tax	6,936,483	5,085,127	-	5,085,127	12,021,610	5,440,530	6,581,080
PEG Fund	1,350,420	292,300	-	292,300	1,642,720	292,300	1,350,420
Recreation Fund	794,229	541,400	300,094	841,494	1,635,723	1,401,598	234,125
Environmental Services	3,215,101	6,649,318	-	6,649,318	9,864,419	7,339,949	2,524,470
Environmental Services - Capital Proj.	-	128,380	-	128,380	128,380	128,380	-
Stormwater Improvement	936,328	2,742,885	-	2,742,885	3,679,213	2,501,259	1,177,954
Convention & Visitor's Bureau	-	41,250	4,451,763	4,493,013	4,493,013	4,493,013	-
Parking Meters Fund	1,057,958	1,572,890	-	1,572,890	2,630,848	1,752,962	877,886
Sports and Community Venue	30,018,948	14,988,522	-	14,988,522	45,007,470	18,347,444	26,660,026
Sports and Community Venue Debt Service	4,641,711	226,850	4,531,449	4,758,299	9,400,010	4,764,107	4,635,903
Sports and Community Venue- Capital Proj.	-	1,251,490	-	1,251,490	1,251,490	1,251,490	-
Noise Abatement Lease Program	289,323	2,425,700	-	2,425,700	2,715,023	2,715,023	-
911 Regional Communication	-	2,559,022	-	2,559,022	2,559,022	2,559,022	-
Keep Laredo Beautiful	-	25,100	206,959	232,059	232,059	232,059	-
Special Fire Grants	-	2,600	2,377,135	2,379,735	2,379,735	2,379,735	-
Sames Auto Arena	-	6,609,116	1,641,466	8,250,582	8,250,582	8,250,582	-
Home Investment Affordable Housing	-	50,000	-	50,000	50,000	50,000	-
Laredo Public Facility Corporation	125,661	29,250	-	29,250	154,911	1,315	153,596
Unitrade Baseball Stadium	-	1,570,902	1,041,457	2,612,359	2,612,359	2,612,359	-
Max Mandel Golf Course	-	1,212,600	840,554	2,053,154	2,053,154	2,053,154	-
Parkland Acquisition/Park Improv	1	420,000	-	420,000	420,001	420,000	1
Downtown TIRZ No. 1 - Operating Fund	454,320	469,067	-	469,067	923,387	500,389	422,998
Downtown TIRZ No. 1 - Capital Project	-	63,270	-	63,270	63,270	63,270	-
American Rescue Plan Act	-	937,100	-	937,100	937,100	937,100	-
Hamilton Housing	-	1,250,870	-	1,250,870	1,250,870	1,250,870	-
TIRZ No.2 - Operating Fund	-	41,624	-	41,624	41,624	41,624	-
Detoxification Center	2,407,600	677,774	360,000	1,037,774	3,445,374	3,445,374	-
<b>DEBT SERVICE FUNDS</b>							
Debt Service	9,890,936	27,135,364	8,060,912	35,196,276	45,087,212	34,896,251	10,190,961
<b>PERMANENT FUND</b>							
Canseco Endowment Fund	87,250	4,000	-	4,000	91,250	15,790	75,460
<b>CAPITAL PROJECTS FUNDS</b>							
Capital Improvements Fund	11,168,794	4,939,306	12,157,104	17,096,410	28,265,204	28,265,204	-
Airport Construction Fund	-	205,000	11,111	216,111	216,111	216,111	-
Capital Projects	-	2,854,650	-	2,854,650	2,854,650	2,854,650	-
<b>PROPRIETARY FUNDS</b>							
<b>ENTERPRISE FUNDS</b>							
Bridge System / Operating	3,477,666	90,438,230	-	90,438,230	93,915,896	90,101,065	3,814,831
Bridge Construction	8,628,298	154,391	3,118,000	3,272,391	11,900,689	11,900,689	-
Bridge System - Debt Service	2,452,913	129,090	5,288,408	5,417,498	7,870,411	5,713,177	2,157,234

**CITY OF LAREDO  
CONSOLIDATED BUDGET  
FY 2024-2025**

<b>FUND</b>	<b>Beginning Balance 10/1/2024</b>	<b>Revenues Excluding Transfers</b>	<b>Transfers</b>	<b>Revenues Including Transfers</b>	<b>Total Available</b>	<b>Operating Expenditures &amp; Transfers</b>	<b>Closing Balance 9/30/2025</b>
Bridge System - Capital Projects	-	139,390	-	139,390	139,390	139,390	-
Bridge Refrigerated Inspection Facility	226,992	23,974	15,000	38,974	265,966	265,966	-
Transit System- El Metro Operating	-	8,356,278	13,891,761	22,248,039	22,248,039	22,248,039	-
Transit System Sales Tax	12,073,438	14,698,922	-	14,698,922	26,772,360	15,035,283	11,737,077
Transit Center Facility Fund	-	641,285	404,735	1,046,020	1,046,020	1,046,020	-
Transit Capital Grants	-	1,546,818	255,447	1,802,265	1,802,265	1,802,265	-
Transit Capital Projects	-	26,860	-	26,860	26,860	26,860	-
Municipal Housing	248,175	2,399,430	-	2,399,430	2,647,605	2,647,605	-
Solid Waste Management	33,977,337	38,444,021	-	38,444,021	72,421,358	40,004,017	32,417,341
Solid Waste Capital Projects	-	732,480	-	732,480	732,480	732,480	-
Solid Waste Debt Service	-	-	8,546,557	8,546,557	8,546,557	8,546,557	-
Water System / Operating	58,152,800	65,875,914	-	65,875,914	124,028,714	71,757,462	52,271,252
Water System Debt Service	19,289,865	1,169,312	26,033,414	27,202,726	46,492,591	26,538,581	19,954,010
Water Availability	11,068,016	4,395,687	-	4,395,687	15,463,703	2,440,000	13,023,703
Water System Construction	-	60,150	7,021,235	7,081,385	7,081,385	7,081,385	-
Water Capital Improvement	3,274,284	1,151,051	-	1,151,051	4,425,335	708,524	3,716,811
Water - Capital Projects	-	2,517,310	-	2,517,310	2,517,310	2,517,310	-
Sewer Operating	66,052,759	50,511,544	-	50,511,544	116,564,303	54,187,919	62,376,384
Sewer Construction	-	22,808	5,444,485	5,467,293	5,467,293	5,467,293	-
Sewer System Debt Service	16,698,253	1,168,442	17,426,098	18,594,540	35,292,793	18,378,785	16,914,008
Sewer Capital Improvement	4,579,923	653,327	-	653,327	5,233,250	704,847	4,528,403
Sewer - Capital Projects	-	2,459,560	-	2,459,560	2,459,560	2,459,560	-
<b>INTERNAL SERVICE FUNDS</b>							
Fleet Management	2,152,697	6,370,421	16,439,811	22,810,232	24,962,929	22,994,553	1,968,376
Risk Management	4,369,961	(133,962)	12,654,123	12,520,161	16,890,122	12,178,325	4,711,797
Information Services and Telecommunications	432,450	165,629	8,787,137	8,952,766	9,385,216	8,881,331	503,885
Health and Benefits	5,350,959	21,125,325	26,486,947	47,612,272	52,963,231	49,454,471	3,508,760
<b>FIDUCIARY FUNDS</b>							
Police Trust Fund	2,812,039	662,500	-	662,500	3,474,539	1,710,000	1,764,539
<b>AGENCY FUND</b>							
City Annuity	-	115,700	2,474,498	2,590,198	2,590,198	2,590,198	-
<b>TOTAL</b>	<b>\$ 413,437,193</b>	<b>\$ 652,076,065</b>	<b>\$ 285,694,549</b>	<b>\$ 937,770,614</b>	<b>\$ 1,351,207,807</b>	<b>\$ 981,354,394</b>	<b>\$ 369,853,413</b>
Revenue Excluding Transfers	\$ 652,076,065				Total Operating Expenditures	\$ 981,354,394	
Decrease in Fund Balance	\$ 43,583,780				Less Operating Transfers	\$ 285,694,549	
Total Net Operating Budget	<u>\$ 695,659,845</u>				Total Net Operating Budget	<u>\$ 695,659,845</u>	

## City of Laredo

### Analysis of Property Tax Levy & Collections

	<b>Actual FY 2021-22</b>	<b>Actual FY 2022-23</b>	<b>Budget FY 2023-24</b>	<b>Estimate FY 2023-24</b>	<b>Proposed FY 2024-25</b>
Total Taxable Value	\$16,339,545,660	\$18,913,769,666	\$21,212,360,000	\$21,292,283,156	\$24,327,372,719
Supplements/(Cancellations)	3,239,112	(162,841,011)	22,441,697	(64,999,014)	(56,681,946)
Revised Value	16,342,784,772	18,750,928,655	21,234,801,697	21,227,284,142	24,270,690,773
Tax Rate	0.615370	0.570000	0.533945	0.533945	0.507623
<b>Levy before Adjustments</b>	<b>100,568,595</b>	<b>106,880,293</b>	<b>113,382,162</b>	<b>113,342,022</b>	<b>123,203,609</b>
Less Tax Freeze (65+)	(1,426,704)	(1,554,610)	(1,820,268)	1,820,268	(2,385,234)
<b>Total Levy Billed</b>	<b>99,141,891</b>	<b>105,325,683</b>	<b>111,561,894</b>	<b>115,162,290</b>	<b>120,818,375</b>
Less Delinquency	2,493,165	2,032,764	2,789,047	6,389,444	2,416,367
Total Current Collection	96,648,726	103,292,919	108,772,847	108,772,846	118,402,007
Prior Year Taxes	1,248,656	1,113,417	1,250,303	1,702,226	1,753,295
Penalty & Interest Collected	1,128,661	1,124,994	1,174,691	1,174,691	1,209,931
<b>Total Revenue</b>	<b>\$ 99,026,043</b>	<b>\$ 105,531,330</b>	<b>\$ 111,197,841</b>	<b>\$ 111,649,763</b>	<b>\$ 121,365,233</b>
<b>Tax Rate</b>					
General Fund	0.469421	0.449396	0.419072	0.419072	0.396888
Debt Service	0.145949	0.120604	0.114873	0.114873	0.110735
Total Tax Rate	0.615370	0.570000	0.533945	0.533945	0.507623
<b>Distribution of Collections</b>					
General Fund - Current Taxes	73,666,409	81,379,917	85,379,311	85,379,311	92,573,245
General Fund - Prior Yr. Taxes	960,444	852,665	943,214	1,297,519	1,336,446
General Fund - P & I	1,112,343	867,664	916,257	916,257	943,744
Total General Fund	75,739,196	83,100,246	87,238,782	87,593,087	94,853,435
Debt Service - Current Taxes	22,982,317	21,913,002	23,393,535	23,393,535	25,828,763
Debt Service - Prior Yr. Taxes	288,212	260,752	307,089	404,707	416,849
Debt Service - P & I	16,318	257,330	258,434	258,434	266,187
Total Debt Service	23,286,847	22,431,084	23,959,058	24,056,676	26,511,799
<b>Total Distribution</b>	<b>\$ 99,026,043</b>	<b>\$ 105,531,330</b>	<b>\$ 111,197,840</b>	<b>\$ 111,649,763</b>	<b>\$ 121,365,233</b>
Total Tax Receivables	\$ 5,033,169	\$ 5,432,255	\$ 8,094,354	\$ 9,461,953	\$ 9,858,839
Current Collections to Adj Levy	97.49%	98.07%	97.50%	94.45%	98.00%
Ratio of Tax A/R to Adj Levy	5.08%	5.16%	7.26%	8.22%	8.16%
Ratio of Ttl Collections to Adj Levy	98.74%	99.13%	98.62%	95.93%	99.45%
Current Collection to Original Levy	96.12%	95.81%	96.04%	95.68%	95.88%
% Change on Taxable Value	6.30%	15.75%	12.15%	0.38%	14.25%
% Change on Revised Value	6.69%	14.74%	12.27%	-0.04%	14.34%
% Change on M & O Rate	-3.83%	-4.27%	-6.75%	0.00%	-5.29%
% Change on Debt Service Rate	0.05%	-17.37%	-4.75%	0.00%	-3.60%

**CITY OF LAREDO**  
**Full-Time Equivalent Position Summary**

Fund Name	Amended FY 21-22	Amended FY 22-23	Adopted FY 23-24	Amended FY 23-24	Proposed FY 24-25
<b>GOVERNMENTAL FUNDS</b>					
<b>GENERAL FUND</b>	1,793.38	1,811.38	1,816.90	1,836.90	1,807.52
<b>SPECIAL REVENUE FUNDS</b>					
911 Regional Fund	6	6	6	6	6
Airport	71	71	71	71	71
Auto Task	9	9	9	13	13
Community Development	26.48	23.48	23.48	24.48	23.48
Convention & Visitors Bureau	11	11	11	11	11
Detoxification Center	0	33	35	38	37
Emergency Solutions	1	1	1	0	0
Environmental Services	54	54	57	57	57
Keep Laredo Beautiful	3	3	3	3	2
Financial Task Force	4	4	4	4	4
Hamilton Housing Apartments	0	0	0	4	4
Health	296.48	314.48	307.48	314.48	334.48
Home Investment	3	3	3	3	5
Housing Rehabilitation	10	10	10	10	8
Noise Abatement	8	8	8	9	9
Special Fire Grant	0	0	0	2	40
Parking Meters	26	26	22	22	19
Special Police	13	13	13	32	20
Sports and Community Venue	7	1	1	1	0
<b>CAPITAL PROJECTS FUNDS</b>					
Capital Improvement	22	22	22	22	22
<b>PROPRIETARY FUNDS</b>					
<b>ENTERPRISE FUNDS</b>					
Bridge	188	188	188	188	188
Housing Corporation	15	17	17	17	17
Sewer System	115	114	115	115	135
Solid Waste	169	181	181	181	189
Waterworks	238	239	242	241	244
*Transit	9	10	10	10	10
*El Metro	176.90	175.90	175.90	175.90	175.90
<b>INTERNAL SERVICE FUNDS</b>					
Fleet Management	46	48	49	49	56
Health & Benefits	5	6	6	6	7
Information Technology	34	40	42	42	45
Risk Management	18	19	21	21	21
<b>TOTAL</b>	<b>3,378.24</b>	<b>3,462.24</b>	<b>3,470.76</b>	<b>3,529.76</b>	<b>3,581.38</b>

\* Transit & El Metro are Contracted Services

**CITY OF LAREDO  
UNFUNDED POSITION LISTING  
FY 2024-2025**

FUND	DEPT DIV	POSITION	POSITION NUMBER	AUTH. NUMBER	% UNFUNDED	WORK HOURS	HOURLY RATE	PROJECTED SAVINGS
<b>GENERAL FUND</b>								
<b>HUMAN RESOURCES</b>								
101	2025	ADMINISTRATIVE INTERN	20019	1	100%	728	15.63	\$ 12,554
101	2025	ADMINISTRATIVE INTERN	20019	2	100%	728	15.63	\$ 12,553
		<b>COUNT</b>	<u>2</u>					<b>\$ 25,107</b>
<b>ENGINEERING</b>								
101	2210	ASST. CITY ENGINEER (P.E)	15032	2	100%	2080	33.33	\$ 105,632
		<b>COUNT</b>	<u>1</u>					<b>\$ 105,632</b>
<b>PUBLIC WORKS</b>								
101	2710	ASST PUBLIC WORKS DIRECTOR	11588	1	100%	2080	43.61	\$ 133,341
101	2730	SUPERINTENDENT, CONSTRUCTION	12232	2	100%	2080	35.38	\$ 112,147
		<b>COUNT</b>	<u>3</u>					<b>\$ 351,120</b>
<b>PUBLIC LIBRARY</b>								
101	3510	ASSISTANT DIRECTOR, LIBRARY	15000	1	100%	2080	43.61	\$ 130,372
		<b>COUNT</b>	<u>1</u>					<b>\$ 130,372</b>
<b>INTERNAL AUDITOR</b>								
101	5710	AUDITOR I	45001	2	100%	2080	21.97	\$ 72,162
		<b>COUNT</b>	<u>1</u>					<b>\$ 72,162</b>
		<b>COUNT - GENERAL FUND</b>	<u>8</u>					<b>TOTAL GENERAL FUND \$ 684,394</b>
<b>OTHER FUNDS</b>								
<b>COMMUNITY DEV.</b>								
211	9631	MAINTENANCE WORKER	80187	6	100%	1040	18.64	\$ 29,224
		<b>COUNT</b>	<u>1</u>					<b>\$ 29,224</b>
<b>HEALTH</b>								
226	2926	MEDICAL TECHNICIAN	41104	2	100%	2080	17.25	\$ 59,793
		<b>COUNT</b>	<u>1</u>					<b>\$ 59,793</b>
<b>PARKING METERS</b>								
251	2620	HEARING OFFICER	25013	1	100%	2080	20.77	\$ 46,910
251	2620	PARKING ENFORCEMENT OFFICER I	51501	10	100%	2080	14.41	\$ 53,133
251	2620	PARKING ENFORCEMENT OFFICER I	51501	43	100%	2080	14.41	\$ 53,133
		<b>COUNT</b>	<u>3</u>					<b>\$ 153,176</b>
		<b>COUNT - OTHER FUNDS</b>	<u>5</u>					<b>TOTAL OTHER FUNDS \$ 242,192</b>
		<b>COUNT - TOTAL</b>	<u>13</u>					<b>TOTAL \$ 926,586</b>

**CITY OF LAREDO  
OPERATIONAL ADDITIONAL REQUESTS  
FY 2024 - 2025**

DEPARTMENT	DIVISION	DESCRIPTION	AMOUNT REQUESTED	FUNDING SOURCE	APPROVED AMOUNT
CITY MANAGER	CITY HALL	<b>SECURITY SERVICES</b>			
	MAINTENANCE	Funds needed to cover security	40,000	Operation	40,000
	CITY ANNEX II-COURTHOUSE	<b>SECURITY SERVICES</b> Funds needed to cover security	15,000	Operation	15,000
<b>Total City Manager Requests</b>			<b>\$ 55,000</b>		<b>\$ 55,000</b>
MUNICIPAL COURT	MUNICIPAL COURT	<b>BANK SERVICE FEES</b>			
		Bank Service Fees Increase	156,000	Operation	156,000
<b>Total Municipal Court Requests</b>			<b>\$ 156,000</b>		<b>\$ 156,000</b>
CITY SECRETARY	ELECTIONS	<b>ELECTION SERVICES</b>			
		To cover costs relating to upcoming election	50,000	Operation	50,000
		<b>ADVERTISING</b> Publishing of items on LMT newspaper	2,000	Operation	2,000
<b>Total City Secretary Requests</b>			<b>\$ 52,000</b>		<b>\$ 52,000</b>
TAX	TAX	<b>COMPUTER SOFTWARE</b>			
		13 Thermal Receipt Printer	11,050	Current	11,050
		<b>MINOR APPARATUS AND TOOLS</b>			
		10 Camaras replacement	11,100	Current	11,100
		<b>REPAIRS TO BLDGS &amp; IMPROV</b>			
		Repairs to ceiling	3,000	Current	3,000
		<b>ARMORED CAR FEES</b> Contract with Rochester	12,876	Operation	12,876
		<b>SUPPORT SERVICES</b> Programming Changes	8,000	Operation	8,000
<b>Total Tax Requests</b>			<b>\$ 46,026</b>		<b>\$ 46,026</b>
FINANCIAL SERVICES	ACCOUNTING	<b>PROFESSIONAL DEVELOPMENT</b>			
		GFOA Trainings for staff	10,802	Operation	10,802
	PAYROLL	<b>FURNISHINGS</b>			
		Manual Fold and Seal W2's	3,500	Operation	3,500
		<b>PROFESSIONAL DEVELOPMENT</b> Class for Certification	4,500	Operation	4,500
		<b>POSTAGE</b> W2 Mailout	3,500	Operation	3,500
<b>Total Finance Requests</b>			<b>\$ 22,302</b>		<b>\$ 22,302</b>
HUMAN RESOURCES	ADMINISTRATION	<b>PROFESSIONAL DEVELOPMENT</b>			
		To attend SHRM Conference and trainings	9,922		
	CIVIL SERVICE	<b>AWARDS SUPPLIES</b>			
		Retiree Recognition	1,000	Operation	1,000
		<b>PROMOTIONAL MATERIALS</b>			
		Retiree Recognition	1,050	Operation	1,050
		<b>FOOD AND ICE</b>			
		Retiree Recognition	4,000	Operation	4,000
	RECRUITMENT & HRIS	<b>SUPPORT SERVICES</b>			
		NEOGOV	6,000	Operation	6,000
	EMP. RELATIONS/L&D	<b>CLOTHING AND LINEN</b>			
		Leadership Academy	800		
		<b>PROMOTIONAL MATERIALS</b>			
		Pd & Training classes events	2,500		
		<b>OFFICE SUPPLIES</b>			
		OFFICE SUPPLIES	620		
	<b>FOOD AND ICE</b>				
	Employee Celebration and Employee Leadership	9,312	Operation	9,312	
	<b>TRAINING AND EDUCATION</b>				
	Certificate program, public communication, leadership and Dorsey Trainings	21,875			
	<b>TUITION REIMBURSEMENT</b>				
	Tuition Reimbursement	20,000	Operation	20,000	
	<b>HOSTING &amp; ENTERTAINMENT</b>				
	City of Laredo Employee Celebration	15,000	Operation	15,000	

**CITY OF LAREDO  
OPERATIONAL ADDITIONAL REQUESTS  
FY 2024 - 2025**

DEPARTMENT	DIVISION	DESCRIPTION	AMOUNT REQUESTED	FUNDING SOURCE	APPROVED AMOUNT		
HUMAN RESOURCES	EMP. RELATIONS/L&D	<b>PRINTING SERVICES</b>					
		Promotional Printing for Events	306				
		<b>Total Human Resources Requests</b>	<b>\$ 92,385</b>		<b>\$ 56,362</b>		
PLANNING	PLANNING	<b>CONSULTANT FEE</b>					
		Planning services for land development code and subdivision ordinance	7,750	Operation	7,750		
		Historic properties study	100,000				
		Translation of the study to Spanish	45,000	Current	45,000		
		Future land use element and thoroughfare plan	50,000				
	BUILDING INSPECTION	<b>BANK SERVICE FEES</b>					
		Bank Service Fees Increase	19,277	Operation	19,277		
		<b>Total Planning Requests</b>	<b>\$ 222,027</b>		<b>\$ 72,027</b>		
		ENGINEERING	ADMINISTRATION	<b>SAFETY EQUIPMENT</b>			
				Safety Equipment	500	Operation	500
<b>REPAIRS TO BLDGS &amp; IMPROV</b>							
Office Maintenance	7,000						
<b>OFFICE SUPPLIES</b>							
More office supplies	1,500						
<b>PROFESSIONAL DEVELOPMENT</b>							
Engineering Training	5,005			Operation	5,005		
<b>SUPPORT SERVICES</b>							
Autocad Civil 3D Support Services	6,000			Operation	6,000		
CIP PROJECT MANAGEMENT	<b>PRINTING SERVICES</b>						
	Scanning of old documents		3,000	Operation	3,000		
	<b>SAFETY EQUIPMENT</b>						
	Safety Equipment		1,110	Operation	1,110		
	<b>PROFESSIONAL DEVELOPMENT</b>						
	Engineering Training		10,010	Operation	10,010		
	<b>SUPPORT SERVICES</b>						
	Autocad Civil 3D Support Services		6,000	Operation	6,000		
	CONSTRUCTION & DEVELOPMENT		<b>PROFESSIONAL DEVELOPMENT</b>				
			Engineering Training	10,010	Operation	10,010	
SIGNS / MARKINGS	<b>SUPPORT SERVICES</b>						
	Autocad Civil 3D Support Services	6,000	Operation	6,000			
		<b>MATERIALS AND SUPPLIES</b>					
		For sign replacement	50,000	Current	50,000		
		<b>Total Engineering Requests</b>	<b>\$ 106,135</b>		<b>\$ 97,635</b>		
POLICE	ADMINISTRATION / TRAINING	<b>PROFESSIONAL DEVELOPMENT</b>					
		To attend grant meetings, conferences & trainings	72,700				
		<b>LICENSE &amp; PERMIT FEES</b>					
	Key Authentication for CJIS Compliance	47,600	Current	47,600			
	AUTO THEFT	<b>HOSTING &amp; ENTERTAINMENT</b>					
		Police Week Events	2,200				
	POLICE 911	<b>RENTAL OF EQUIPMENT</b>					
		Vehicle rental for Autotheft	60,575				
	PATROL	<b>MACHINERY &amp; EQUIPMENT</b>					
		Service fee for communication & IT	141				
		<b>CLOTHING AND LINEN</b>					
		Anniversary Police Badges	59,550				
		600 Load bearing vest with pouches	240,000				
		<b>AWARDS SUPPLIES</b>					
		Police Awards & medals for police week	17,500				
		<b>PROMOTIONAL MATERIALS</b>					
		Community Outreach Events	10,500				
		<b>FOOD AND ICE</b>					
	Special Events like: Police week, 8 grader of the year	10,000					
	PATROL	<b>PROFESSIONAL DEVELOPMENT</b>					
To attend grant meetings conferences & trainings		70,400					
PATROL	<b>OPERATIONAL TRAVEL</b>						
	To attend mandatory Grant meetings	8,300					

**CITY OF LAREDO  
OPERATIONAL ADDITIONAL REQUESTS  
FY 2024 - 2025**

DEPARTMENT	DIVISION	DESCRIPTION	AMOUNT REQUESTED	FUNDING SOURCE	APPROVED AMOUNT
POLICE	PATROL	<b>STATE FUNDED TRAVEL</b>			
		Continuing education for TCPA & LEOSE.	2,000	Operation	2,000
		<b>TRAINING AND EDUCATION</b>			
		Police Academy and trainings	7,500	Operation	7,500
		<b>BUILDING &amp; OTHER IMPROV</b>			
		Maintenance and repairs of headquarters, substations and Sanchez	95,000	Current	95,000
		<b>COMMUNICATIONS</b>			
		Pay for 283 new cellphone lines	118,827		
		<b>WASTE HAULING</b>			
		Cover monthly service fee	200		
		<b>CONSULTANT FEE</b>			
		Promotional Testing Process	2,500	Operation	2,500
		<b>PHYSICIAN FEES</b>			
		Psychological Test	55,000	Operation	55,000
		<b>POLYGRAPH TESTING</b>			
		Pre employment exams	2,000	Operation	2,000
		<b>SUPPORT SERVICES</b>			
		Body Worn and in car video	1,071,360	Operation	1,071,360
		Cover monthly service fee	226,708	Operation	226,708
		Service Agreement for Capital Outlay	129,368	Operation	129,368
		LPD Website Upgrade	15,000	Operation	15,000
	<b>Total Police Requests</b>	<b>\$ 2,324,929</b>		<b>\$ 1,654,036</b>	
FIRE	ADMINISTRATION	<b>COMPUTER HARDWARE</b>			
		Computer Replacement	4,500		
		WESTNET Capital outlay support and training	14,319		
		<b>CLOTHING AND LINEN</b>			
		CBA Contract	5,605		
		Replacement for Pant / Shirt	3,500		
		Mechanic and Maintenance Uniform	4,725		
		<b>JANITORIAL SUPPLIES</b>			
		To cover janitorial supplies	10,000		
		<b>OPERATIONAL TRAVEL</b>			
		Out of Town Travel	8,691		
		<b>BUILDING &amp; OTHER IMPROV</b>			
		To cover labor and maintenance to 18 buildings	4,500	Current	4,500
		Wall Structures for Station 14	80,000	Current	80,000
		Roof Repair for Fire station 2 and 11	93,000	Current	93,000
		Ac Replacement for Station 12	5,414	Current	5,414
		Concrete floor replacement for station 9 and 2	42,120	Current	42,120
		Fire sprinkler and repairs for station 13	15,000	Current	15,000
		<b>COMMUNICATIONS</b>			
		Increase of AT&T Contract	2,300		
		New phones for administration	10,000		
		Inflation in communication system	25,000		
		<b>LICENSE &amp; PERMIT FEES</b>			
		Texas Commission on Fire Protection Fees	35,524		
		<b>PHYSICIAN FEES</b>			
		Recover Annual Service Agreement for Ready Rebound	90,000		
		<b>ALARM SYSTEM FEES</b>			
		Fire and Sprinkler Alarm for Fire Code 901.6	20,800	Current	20,800
		<b>SUPPORT SERVICES</b>			
		Cover ESO Fire increase	550	Operation	550
		Cover Tyler Cad increase	4,700	Operation	4,700
		Cover APC UPS Battery Backup increase	531	Operation	531
Cover Cisco Network WIFI	31,790	Operation	31,790		
Cover Cisco Firewall	25,500	Operation	25,500		
Cover Lexipol LMRS BLS, ALS, Fire Library	15,000	Operation	15,000		
Cover ESO Laredo EMS Ambulance Report Writing Software	60,514	Operation	60,514		
Implementation Telestaff staffing program with executime	10,202	Operation	10,202		



**CITY OF LAREDO  
OPERATIONAL ADDITIONAL REQUESTS  
FY 2024 - 2025**

DEPARTMENT	DIVISION	DESCRIPTION	AMOUNT REQUESTED	FUNDING SOURCE	APPROVED AMOUNT
FIRE	EMS	<b>MEDICAL SUPPLIES</b>			
		To cover contract with Boundtree	30,000	Operation	30,000
		To cover contract with Zoll	70,000	Operation	70,000
		<b>PROFESSIONAL DEVELOPMENT</b>			
		Out of Town Travel	8,730		
		<b>MACHINERY &amp; EQUIPMENT</b>			
		To cover PM Service for Zoll auto pulse increase	4,843	Operation	4,843
		To cover contract with Zoll Cardiac Monitors authorized with ARPA	42,424	Operation	42,424
		To cover PM Service for Stryker Power Stretchers	36,776	Operation	36,776
		To cover PM Service for MES Edraulic Rescue Tools	36,000	Operation	36,000
	<b>VEHICLE MAINTENANCE</b>				
	To cover High demand of repairs to EMS Ambulances	100,000	Operation	100,000	
	<b>MEMBERSHIP &amp; SUBSCRIPTION</b>				
	COAEMSP and CAAHEP Memberships	2,000			
	<b>EMS TRAINING</b>				
	<b>PROFESSIONAL DEVELOPMENT</b>				
	Out of Town Travel	19,558			
	<b>FIRE PREVENTION &amp; ARSON</b>				
	<b>TRAINING BOOKS &amp; MATERIAL</b>				
	New books for Fire Code 2024	1,000			
	<b>PROMOTIONAL MATERIALS</b>				
	Community Outreach events at Schools and Daycares	2,000			
	<b>AIRPORT</b>				
	<b>TIRES AND TUBES</b>				
	NFPA requires Tires to be replaced every 7 years current	8,898	Operation	8,898	
	<b>TRAINING IN HOUSE</b>				
	<b>COMPUTER HARDWARE/SFTWARE</b>				
	Update Computer Software	1,425			
	<b>MINOR APPARATUS AND TOOLS</b>				
	Bunker Gear increases to maintain rotation	90,000			
	SCBA Cylinder Package	69,187			
	<b>FURNISHINGS</b>				
	Training Facility Auditorium Seating for 91 people	27,300			
	<b>MAINT. MACHINERY/EQUIP</b>				
	To cover annually mandated testing for SCBA equipment	20,000			
	<b>FOOD AND ICE</b>				
	To keep personnel hydrated for hiring process and other	9,299			
	<b>PROFESSIONAL DEVELOPMENT</b>				
	Out of Town Travel	11,000			
	<b>TRAINING AND EDUCATION</b>				
Drager Phase 5 Capital Outlay trainer and maintenance	7,800				
<b>RESERVE APPROPRIATION</b>					
Cost for Academy 39 Mile Marker 15	307,668	Operation	307,668		
Hiring Process	173,300	Operation	173,300		
Academy 37	29,695	Operation	29,695		
24 SCBA Units for new FTE's graduate Nov 2025	207,258				
<b>SUPPRESSION</b>					
<b>MINOR APPARATUS AND TOOLS</b>					
To purchase necessary equipment to replace and for 4 new apparatus	45,000				
<b>HAZ/MAT SUPPLIES &amp; TOOLS</b>					
For replacement of equipment that are considered disposable	24,000				
<b>FIRE HOSES AND NOZZLES</b>					
To cover 5 new fire trucks expected and replace as needed	20,903				
<b>PARTS &amp; BATTERIES (VECH)</b>					
To purchase necessary Parts and batteries for emergency response vehicles	34,367				
<b>TIRES AND TUBES</b>					
To cover increase price of tires	25,000				
<b>OFFICE SUPPLIES</b>					
To cover increase price of supplies	2,789				
<b>CHEMICALS</b>					
To cover the increase price of FOAM	4,000				

**CITY OF LAREDO  
OPERATIONAL ADDITIONAL REQUESTS  
FY 2024 - 2025**

DEPARTMENT	DIVISION	DESCRIPTION	AMOUNT REQUESTED	FUNDING SOURCE	APPROVED AMOUNT
FIRE	SUPPRESSION	<b>PROFESSIONAL DEVELOPMENT</b>			
		To attend several Trainings like Hazardous Materials, vehicle extraction, etc.	11,000		
		<b>VEHICLE MAINTENANCE</b>			
		To do major repairs to maintain emergency vehicles.	132,319	Operation	132,319
		<b>Total Fire Requests</b>	<b>\$ 2,239,324</b>		<b>\$ 1,381,544</b>
PARKS	PARKS MAINTENANCE	<b>SAFETY EQUIPMENT</b>			
		Fire Extinguishers	11,800	Current	11,800
		<b>REPAIRS TO BLDGS &amp; IMPRO</b>			
		To repairs playground materials & due to inflation	150,000		
		<b>MACHINERY &amp; EQUIPMENT</b>			
A/C repairs and Ladrillera roof	200,000	Current	200,000		
		<b>Total Parks Requests</b>	<b>\$ 361,800</b>		<b>\$ 211,800</b>
LIBRARY	MOS BRANCH	<b>MACHINERY &amp; EQUIPMENT</b>			
		Replacement of AC Unit	5,707	Current	5,707
		<b>SECURITY SERVICES</b>			
		Security guards for evening	12,090	Operation	12,090
		<b>Total Library Requests</b>	<b>\$ 17,797</b>		<b>\$ 17,797</b>
INTERNAL AUDIT	INTERNAL AUDIT	<b>MOTOR FUEL</b>			
		Fuel for new vehicle	700	Operation	700
		<b>VEHICLE MAINTENANCE</b>			
		Maintenance for new vehicle	2,500	Operation	2,500
		<b>SUPPORT SERVICES</b>			
Fraud Hotline service	6,500	Operation	6,500		
		<b>Total Internal Audit Requests</b>	<b>\$ 9,700</b>		<b>\$ 9,700</b>
ECONOMIC DEVELOPMENT	ADMINISTRATION	<b>COMPUTER HARDWARE / SOFTWARE</b>			
		New computer equipment and licenses for staff	12,200		
		<b>MINOR APPARATUS AND TOOLS</b>			
		Renewal, or replacement of staff cell phones	100		
		<b>FOOD AND ICE</b>			
		Purchase of food for trainings, and office throughout FY	500		
		<b>OPERATIONAL TRAVEL</b>			
		Funds needed for staff to represent the city in various events	30,000		
		<b>MACHINERY AND EQUIPMENT</b>			
		Funding Required Due to Recent Increases in Monthly Services	1,000		
		<b>COMMUNICATIONS</b>			
		Purchase of Mi-Fi and Cellular Services for New Staff	3,000		
		<b>CONSULTANT FEES</b>			
		Funds needed to partner with experts in determining impact of incentives to the City	150,000		
		<b>SUPPORT SERVICES</b>			
		Funds needed for Monday.com Platform	1,700		
		<b>CITY PROMOTION</b>			
Funds will be used to represent the city in various events	3,000				
<b>ADVERTISING</b>					
To Increase Advertising Efforts for Port Laredo and Bring Investment to City	29,000				
<b>MEMBERSHIP &amp; SUBSCRIPTION</b>					
Funds needed for memberships for new employees for trainings and certifications	12,000				
<b>PRINTING SERVICES</b>					
Will be used to print promotional brochures related to Economic Development	3,000				
<b>LEASE PURCHASE PAYMENT</b>					
Toshiba Services Monthly Cost Increase	800	Operation	800		

**CITY OF LAREDO**  
**OPERATIONAL ADDITIONAL REQUESTS**  
**FY 2024 - 2025**

DEPARTMENT	DIVISION	DESCRIPTION	AMOUNT REQUESTED	FUNDING SOURCE	APPROVED AMOUNT
ECONOMIC DEVELOPMENT	ADMINISTRATION	<b>LEASE PURCHASE INTEREST</b>			
		Needed for Toshiba's Monthly Cost Increase	75	Operation	75
		<b>Total Economic Development Requests</b>	<b>\$ 246,375</b>		<b>\$ 875</b>
		<b>Total General Fund Requests</b>	<b>\$ 5,951,800</b>		<b>\$ 3,833,104</b>
HEALTH	LABORATORY	<b>LABORATORY SUPPLIES</b>			
		Laboratory supplies	4,382		
	PERSONAL	<b>COMPUTER HARDWARE/SFTWARE</b>			
	HEALTH SERVICES	Laptop (Proposed new employee)	5,600	Operation	5,600
		<b>MINOR APPARATUS AND TOOLS</b>			
		Tools for new charity care clinic	4,200	Operation	4,200
		<b>OFFICE SUPPLIES</b>			
		Office supplies for new charity care clinic	3,000	Operation	3,000
		<b>MEDICAL SUPPLIES</b>			
		Medical supplies for new charity care clinic	5,000	Operation	5,000
		<b>I-NET AND I-SERIES</b>			
		I-Net charges for proposed employee	1,800		
		<b>LAB FEES</b>			
		Lab fees for new charity care clinic	4,000	Operation	4,000
		<b>PRINTING SERVICES</b>			
		Brochures for new charity care clinic	1,500	Operation	1,500
		<b>ANIMAL CARE &amp; FACILITY</b>			
	<b>DOG FOOD AND SUPPLIES</b>				
	Increase cost and demand of animal food	154,359			
	<b>MEDICAL SUPPLIES</b>				
	Increase cost and demand of medical supplies	30,000			
	<b>PHARMACEUTICALS</b>				
	Increase of cost and need for when surgical suite is operational	36,000			
	<b>TRAINING AND EDUCATION</b>				
	Increase in capability of providing trainings	10,000			
	<b>COMMUNICATIONS</b>				
	Needed communications equipment	20,088			
	<b>Total Health Requests</b>	<b>\$ 279,929</b>		<b>\$ 23,300</b>	
CONVENTION VISITOR BUREAU	CONVENTION VISITOR BUREAU	<b>CITY PROMOTION</b>			
		Port Laredo Increase	81,760	Operation	81,760
		<b>WASHINGTON DC-RECEPTION</b>			
		Increase base on actual for décor, invitations, mariachi, party favors.	18,900	Operation	18,900
		<b>SPECIAL EVENTS</b>			
		Washington DC Increase	5,000	Operation	5,000
		Austin Legislative	17,000	Operation	17,000
		App for Austin Legislative	700	Operation	700
App for Washington Legislative	700	Operation	700		
Legislative app new bid	6,500	Operation	6,500		
	<b>AUSTIN TX-RECEPTION</b>				
	For catering, décor, mariachi, party favor, etc.	42,800	Operation	42,800	
	<b>Total Convention Visitor Bureau Requests</b>	<b>\$ 173,360</b>		<b>\$ 173,360</b>	
TRANSIT	BUILDING / GROUNDS	<b>BUILDING &amp; OTHER IMPROV</b>			
		Repair to deteriorating building	18,023	Operations	18,023
		<b>RESERVE APPROPRIATION</b>			
		Reserve	18,000	Operations	18,000
	<b>RESTRICTED RESERVE</b>				
	Increase reserve of operational costs	15,000	Operations	15,000	
	<b>Total Transit Requests</b>	<b>\$ 51,023</b>		<b>\$ 51,023</b>	

**CITY OF LAREDO  
OPERATIONAL ADDITIONAL REQUESTS  
FY 2024 - 2025**

DEPARTMENT	DIVISION	DESCRIPTION	AMOUNT REQUESTED	FUNDING SOURCE	APPROVED AMOUNT
WATERWORKS	UTILITY BILLING	<b>MINOR APPARATUS AND TOOLS</b>			
		Radios, Belt Clips, meter tester, locks & keys	70,461	Operation	70,461
		<b>FURNISHINGS</b>			
		10 Chairs for billing	3,370	Operation	3,370
		<b>PROMOTIONAL MATERIALS</b>			
		Leak Detection Tablets & Magnets	3,595	Operation	3,595
		<b>OFFICE SUPPLIES</b>			
		Increase cost for billing and delinquency office	25,579	Operation	25,579
		<b>BUILDING &amp; OTHER IMPROV</b>			
		Computer wiring and bee relocations	2,672	Operation	2,672
		<b>MACHINERY &amp; EQUIPMENT</b>			
		Increase cost of AMI /AMR, IVR & electrical work	98,652	Operation	98,652
		<b>RENTAL OF EQUIPMENT</b>			
		Increase of new equipment	12,198	Operation	12,198
		<b>WASTE HAULING</b>			
		To cover retention record shredding	895	Operation	895
		<b>ARMORED CAR FEES</b>			
Increased costs	880	Operation	880		
<b>CHEMICALS</b>					
Increased chemical costs	500,000	Operation	500,000		
		<b>Total Waterworks Requests</b>	<b>\$ 718,302</b>		<b>\$ 718,302</b>
EL METRO	OPT - FIXED ROUTE	<b>MACHINERY &amp; EQUIPMENT</b>			
		Machinery Replacement	2,800	Operations	2,800
	MAINT - FIXED ROUTE	<b>LAB FEES</b>			
		Tests for accidents and new hires	20,525	Operations	20,525
	MAINT - FIXED ROUTE	<b>FREIGHT AND STORAGE</b>			
		Increase cost of freight and storage	11,677	Operations	11,677
	MAINT - PARA TRANSIT	<b>MACHINERY &amp; EQUIPMENT</b>			
		Machinery Replacement	8,800	Operations	8,800
	BUILDING / GROUNDS	<b>TIRE CONTRACT</b>			
		Increase on contract	20,000	Operations	20,000
	BUILDING / GROUNDS	<b>SUPPORT SERVICES</b>			
		Support services	28,750	Operations	28,750
	BUILDING / GROUNDS	<b>MACHINERY &amp; EQUIPMENT</b>			
		Machinery Replacement	5,000	Operations	5,000
	BUS STOPS / SHELTERS	<b>BUILDING &amp; OTHER IMPROV</b>			
		Repair building	15,146	Operations	15,146
	GENERAL ADMINISTRATION	<b>MACHINERY &amp; EQUIPMENT</b>			
		Machinery Replacement	153,837	Operations	153,837
	GENERAL ADMINISTRATION	<b>BUILDING &amp; OTHER IMPROV</b>			
		Repair building	8,875	Operations	8,875
GENERAL ADMINISTRATION	<b>PROFESSIONAL DEVELOPMENT</b>				
	Increase cost of expenses	16,500	Operations	16,500	
GENERAL ADMINISTRATION	<b>MACHINERY &amp; EQUIPMENT</b>				
	Machinery Replacement	300	Operations	300	
GENERAL ADMINISTRATION	<b>LEGAL EXPENSE</b>				
	Legal services	28,122	Operations	28,122	
GENERAL ADMINISTRATION	<b>CONSULTANT FEE</b>				
	Pay out programs	28,280	Operations	28,280	
GENERAL ADMINISTRATION	<b>SUPPORT SERVICES</b>				
	Support services	36,000	Operations	36,000	
		<b>Total El Metro Requests</b>	<b>\$ 384,612</b>		<b>\$ 384,612</b>
SEWER	WASTEWATER TREATMENT	<b>SAFETY EQUIPMENT</b>			
		Safety equipment for 19 new employees for Manadas	10,000	Operation	10,000
		<b>FURNISHINGS</b>			
		For new Manadas wwtp	500	Operation	500
		<b>OFFICE SUPPLIES</b>			
		Office supplies for 19 new employees for Manadas	1,000	Operation	1,000
SEWER	WASTEWATER TREATMENT	<b>JANITORIAL SUPPLIES</b>			
		For new Manadas wwtp	2,000	Operation	2,000
SEWER	WASTEWATER TREATMENT	<b>LABORATORY SUPPLIES</b>			
		Lab Testing for Manadas wwtp	6,000	Operation	6,000

**CITY OF LAREDO  
OPERATIONAL ADDITIONAL REQUESTS  
FY 2024 - 2025**

DEPARTMENT	DIVISION	DESCRIPTION	AMOUNT REQUESTED	FUNDING SOURCE	APPROVED AMOUNT		
SEWER	WASTEWATER TREATMENT	<b>CHEMICALS</b>					
		For new Manadas wwtp	150,000	Operation	150,000		
		<b>TRAINING AND EDUCATION</b>					
		Local Training for new staff	3,000	Operation	3,000		
		<b>MACHINERY &amp; EQUIPMENT</b>					
		Machinery maintenance	221,746	Operation	221,746		
		<b>RENTAL OF EQUIPMENT</b>					
		Toshiba for new Manada wwtp	7,000	Operation	7,000		
		<b>LANDFILL CHARGES</b>					
		For new Manadas wwtp	20,000	Operation	20,000		
		<b>WASTE HAULING</b>					
		For new Manadas wwtp	132,301	Operation	132,301		
		<b>ELECTRICITY</b>					
		For new Manadas wwtp	500,000	Operation	500,000		
		<b>PROJECT ENGINEER FEES</b>					
		Engineering fee for new Manada wwtp	150,000	Operation	150,000		
		<b>MEMBERSHIP &amp; SUBSCRIPTION</b>					
Membership for 19 new employees for Manada	1,500	Operation	1,500				
<b>RESTRICTED RESERVE</b>							
For new Manadas wwtp	25,000	Operation	25,000				
	<b>Total Sewer Requests</b>		<b>\$ 1,230,047</b>		<b>\$ 1,230,047</b>		
I.S.T.	NETWORK	<b>COMPUTER HARDWARE/ SOFTWARE</b>					
		Microsoft M365 (2700) Licenses	550,000	Operation	550,000		
		Barracuda Archiving For M365 - Cloud Migration	75,000	Operation	75,000		
		Barracuda Email Security - For M365	100,000	Operation	100,000		
		Misc. M365 Plug-ins	50,000	Operation	50,000		
		<b>CONTRACT LABOR</b>					
		M365 - Migration and Email Setup	75,000	Operation	75,000		
		M365 - Domain Setup and Training	50,000	Operation	50,000		
		MVP Support Services - Vendor Support	60,000	Operation	60,000		
		I.S.T.	NETWORK	<b>SUPPORT SERVICES</b>			
VMWare - New License From New Company	100,000						
Possible 15% Increase on Contractual Services	21,000						
Granicus - 15% Increase	18,000						
CISCO AMP - New Enterprise Agreement	6,800						
I-NET	<b>COMPUTER HARDWARE/ SOFTWARE</b>						
	IP - Phone Sets Upgrade			150,000			
	<b>COMMUNICATIONS</b>						
	1GBPS To 5GBPS Internet Bandwidth Upgrade			18,000			
	<b>SUPPORT SERVICES</b>						
	SolarWinds Application - IT Management Platform	37,100					
	Voice Over IP Call Manager System Upgrade	299,000					
	Manage DNS Service Resolving CoL Websites	15,000	Operation	15,000			
I.S.T.	Wi-Fi	<b>COMPUTER HARDWARE/ SOFTWARE</b>					
		Surveillance Cameras for Qognify Mang. System	203,000				
		Qognify-Umbrella For Cameras	15,000	Operation	15,000		
		<b>COMMUNICATIONS</b>					
		2 New CradlePoints (Hotspots) in Chambers	1,200				
		<b>SUPPORT SERVICES</b>					
		Wi-Fi Meraki Access Point License Renewal	25,000				
		Warranty Renewal for Video Surveillance Servers	10,000	Operation	10,000		
		I.S.T.	CYBER-SECURITY	<b>COMPUTER HARDWARE/ SOFTWARE</b>			
				Purchase of Equipment	8,750		
<b>CLOTHING AND LINEN</b>							
Purchase of Uniforms	500						
<b>PROFESSIONAL DEVELOPMENT</b>							
Travel for Training or Cybersec Conferences	2,500						
<b>TRAINING AND EDUCATION</b>							
Training for Cybersecurity Team	2,500						
	<b>Total I.S.T Requests</b>				<b>\$ 1,893,350</b>		<b>\$ 1,000,000</b>
	<b>Total Other Funds Requests</b>				<b>\$ 4,730,623</b>		<b>\$ 3,580,644</b>
	<b>Total Operational Additional Requests</b>		<b>\$ 10,682,423</b>		<b>\$ 7,413,748</b>		

**CITY OF LAREDO  
CAPITAL OUTLAY REQUESTS  
FY 2024 - 2025**

DEPARTMENT	DIVISION	DESCRIPTION	AMOUNT REQUESTED	FUNDING SOURCE	APPROVED AMOUNT
MUNICIPAL COURT	MUNICIPAL COURT	<b>IMPROVE OTHER THAN BLDGS</b>			
		Upgrade Access Control System	65,000	Operation	65,000
		<b>Total Municipal Court Requests</b>	<b>\$ 65,000</b>		<b>\$ 65,000</b>
TAX	TAX	<b>AUTOMOTIVE</b>			
		2024 Ford Explorer	34,410	2009 CO	34,410
		<b>Total Tax Requests</b>	<b>\$ 34,410</b>		<b>\$ 34,410</b>
HUMAN RESOURCES	RECRUITMENT & HRIS	<b>AUTOMOTIVE</b>			
		Toyota Highlander Hybrid	39,875		
		<b>Total Human Resources Requests</b>	<b>\$ 39,875</b>		<b>\$ -</b>
ENGINEERING	ADMINISTRATION	<b>AUTOMOTIVE</b>			
		8 Ford F-150 Crew Cab Trucks	400,000	2019 CO	400,000
	TRAFFIC	<b>MACHINERY AND EQUIPMENT</b>			
		New Forklift for Warehouse	40,000	2009 CO	40,000
		<b>AUTOMOTIVE</b>			
		2024 Ford Taurus for Admin Use	31,000	2014 CO	31,000
	ENGINEERING	<b>AUTOMOTIVE</b>			
		Ford F-150 Single Cab	40,000	2014 CO	40,000
	SIGNALS	<b>MACHINERY AND EQUIPMENT</b>			
		DMS Units for City Events	70,000		
		<b>AUTOMOTIVE</b>			
		2024 Ford F-350 Crew Cab	67,000	2015 CO	67,000
	SIGNS/ MARKINGS	<b>MACHINERY AND EQUIPMENT</b>			
		Abbrasive Water Blasting Pavement Eraser	650,000		
		<b>Total Engineering Requests</b>	<b>\$ 1,298,000</b>		<b>\$ 578,000</b>
POLICE	DETECTIVE	<b>AUTOMOTIVE</b>			
		50 Unmarked Units	2,250,000	2024 CO	2,250,000
	POLICE 911	<b>MACHINERY &amp; EQUIPMENT</b>			
		Dispatch Console System	232,825	Current	232,825
	PATROL	<b>MACHINERY &amp; EQUIPMENT</b>			
		Swat Specialized tactical equipment	475,000		
		8 Camas for interview rooms	144,000		
		200 Tasers	1,100,000	2024 CO	1,100,000
		<b>COMPUTER HARDWARE</b>			
		Avigilon Server - Building surveillances Cameras	32,370	Current	32,370
		Video network Switched	63,900	Current	63,900
		Data network Switches for cybersecurity	281,801	Current	281,801
		Firewall for cybersecurity	49,138	Current	49,138
		APN Router to Tyler and DPS Database	8,175	Current	8,175
		Cisco Core Switch	25,266	Current	25,266
		Racks that hold the network equipment	35,000	Current	35,000
		Data center servers	82,272	Current	82,272
		<b>AUTOMOTIVE</b>			
		6 Police Motorcycles Equipped	390,000		
		2 SWAT BEARCATS	800,000		
	3 Armored SUV	720,000			
		<b>Total Police Requests</b>	<b>\$ 6,689,747</b>		<b>\$ 4,160,747</b>
FIRE	ADMINISTRATION	<b>COMPUTER HARDWARE</b>			
		Alerting system for the 15 fire stations	100,001		
		<b>BUILDINGS</b>			
		Chiller repairs and update for fire administration building	219,531	Current	219,531
	EMS	<b>MACHINERY &amp; EQUIPMENT</b>			
		New rescue tools for Station 1 & replacement for 8	143,448		
		Water Related rescue equipment	20,033	Current	20,033
		<b>AUTOMOTIVE</b>			
		2 ATVS	18,918		
		3 new pull out camper / toolboxes for new F350 rescue units	24,106		
	3 DCC Commercial Aluminum cap for new F250 rescue unit	22,253			
	FIRE PREVENTION & ARSON	<b>AUTOMOTIVE</b>			
		1 Surrey Fire Safety House	98,900	Current	98,900

**CITY OF LAREDO  
CAPITAL OUTLAY REQUESTS  
FY 2024 - 2025**

DEPARTMENT	DIVISION	DESCRIPTION	AMOUNT REQUESTED	FUNDING SOURCE	APPROVED AMOUNT
FIRE	TRAINING IN HOUSE	<b>BUILDINGS</b>			
		Training Facility Network Update	22,842		
	SUPPRESSION	<b>MACHINERY &amp; EQUIPMENT</b>			
		Enclosed Inflatable Rehabilitation tent with Air Conditioning	27,425		
		<b>AUTOMOTIVE</b>			
		2 Radios for active vehicles	11,721	Current	11,721
		Hose sets for 2 fire trucks	24,360	Current	24,360
		Blitz monitor for quick attack for 2 new fire apparatus	10,362	Current	10,362
		Deck Gun monitor nozzle for 2 new fire apparatus	9,760	Current	9,760
		1 Enclosed rehab trailer	16,149	Current	16,149
		Inflation increase possible	200,045		
	<b>Total Fire Requests</b>	<b>\$ 969,854</b>		<b>\$ 410,816</b>	
PUBLIC WORKS	STREET CONSTRUCTION	<b>MACHINERY AND EQUIPMENT</b>			
		BOMAG Drum Vibratory Roller	26,415		
		<b>AUTOMOTIVE</b>			
		F-350 Truck	63,230	2015 CO	63,230
		Chevrolet Silverado 2500 Truck	50,181	2015 CO	50,181
		3 Ford F-250 Truck	182,671	2015 CO	182,671
		Ford F-250 Short Bed Truck	63,806	2015 CO	63,806
		2 Ford F-250 Crew Cab Truck	129,365	2015 CO	129,365
		2 Ford F-250 Ext. Cab Truck	102,790	2016 CO	102,790
		HAMM Roller	146,579	2016 CO	146,579
		HAMM DD Roller	83,626	2019 CO	83,626
		CAT Paver	720,000		
	STREET CLEANING	<b>AUTOMOTIVE</b>			
		3 Air Sweeper	1,083,940	2019 CO	1,083,940
	CEMETERY	<b>MACHINERY AND EQUIPMENT</b>			
		2 Chapel Ten	15,794		
		Master Plain Package	12,566		
	<b>AUTOMOTIVE</b>				
	John Deere Gator	24,666	2014 CO	24,666	
	<b>Total Public Works Requests</b>	<b>\$ 2,705,629</b>		<b>\$ 1,930,854</b>	
PARKS	PARKS MAINTENANCE	<b>MACHINERY AND EQUIPMENT</b>			
		Torpedo Equipment	6,700		
		Trailer	12,369		
		Hot Water Trailer	47,970		
		<b>AUTOMOTIVE</b>			
		Four John Deere	108,321	2019 CO	108,321
		Grapple Truck	237,100	2019 CO	237,100
		Eight Ford F-250	395,000	2019 CO	395,000
	HORTICULTURE/ FORESTRY	<b>AUTOMOTIVE</b>			
		2 Ford F-250 Crew Cab Trucks	105,375	2015 CO	105,375
	Utility Tractor	44,759	2015 CO	44,759	
	Backhoe	14,516	2015 CO	14,516	
	Load Trail dump truck	13,528	2015 CO	13,528	
	<b>Total Parks Requests</b>	<b>\$ 985,638</b>		<b>\$ 918,599</b>	
LIBRARY	MOS BRANCH	<b>AUTOMOTIVE</b>			
		Small Suv	25,981	2017 CO	25,981
	<b>Total Library Requests</b>	<b>\$ 25,981</b>		<b>\$ 25,981</b>	
INTERNAL AUDIT	INTERNAL AUDIT	<b>AUTOMOTIVE</b>			
		Small Suv	25,981	2017 CO	25,981
	<b>Total Internal Audit Requests</b>	<b>\$ 25,981</b>		<b>\$ 25,981</b>	
	<b>Total General Fund Requests</b>	<b>\$ 12,840,115</b>		<b>\$ 8,150,388</b>	
HEALTH	ADMINISTRATION	<b>COMPUTER SOFTWARE</b>			
		SAS Software	6,000		
		<b>AUTOMOTIVE</b>			
	Ford F-150 Truck	45,643	2015 CO	45,643	
	Ford F-250 Truck	52,688	2015 CO	52,688	

**CITY OF LAREDO  
CAPITAL OUTLAY REQUESTS  
FY 2024 - 2025**

DEPARTMENT	DIVISION	DESCRIPTION	AMOUNT REQUESTED	FUNDING SOURCE	APPROVED AMOUNT
HEALTH	LABORATORY	<b>MACHINERY &amp; EQUIPMENT</b>			
		Testing equipment for water samples	29,751		
		Testing equipment for blood samples	40,667		
		Sterilizer	111,090		
		Air compressor	2,700		
		Steel valves & components	5,300		
		Vacuum pump & cooling water circulation	6,000		
		Chip card	30		
		Control system	3,200		
		Low temperature cycle	2,400		
		FO calculations for sterilization	1,700		
		Solution cycle	6,800		
		Sterilization cycle	6,800		
		Chamber control & alarm	1,800		
		Full Factory testing	4,250		
		Installation supervision 2 days	2,400		
Disassembly & reassembly if required	1,420				
		<b>Total Health Requests</b>	<b>\$ 330,639</b>		<b>\$ 98,331</b>
AIRPORT	BUILDING MAINTENANCE	<b>MACHINERY &amp; EQUIPMENT</b>			
		Burnisher	15,000	Operation	15,000
		<b>AUTOMOTIVE</b>			
		Ford F-150 Truck	32,000	Operation	32,000
		2 E-250 Transit Cargo Vans	102,000	Operation	102,000
	GROUND MAINTENANCE AIRPORT SECURITY	<b>AUTOMOTIVE</b>			
		John Deere Mower	30,000	Operation	30,000
		<b>AUTOMOTIVE</b>			
		2 Police Vehicles	127,700	Operation	127,700
		Chevrolet Trailblazer	40,000	Operation	40,000
		<b>Total Airport Requests</b>	<b>\$ 346,700</b>		<b>\$ 346,700</b>
ENVIRONMENTAL	CREEK CLEANING	<b>AUTOMOTIVE</b>			
		2024 Ford F-350 V8 Diesel	60,690		
		2024 Ford F-250 Diesel Short Bed (2) @ \$60,890	121,781	2019 CO	60,890
		2024 Ford F-250 Diesel 8ft. Bed (2) @ \$61,890	123,781	2016 CO	61,890
		John Deere Diesel Z Track (6) @ \$18,500	111,000	2016 CO	74,000
		2024 SBA Dump Truck W/ Electric Tarp (2) @ \$144,297	288,594		
		HD 12 VV 48" DD Roller	64,826		
		John Deere Tractor 6110M With Enclosed Cab	260,000		
				<b>Total Environmental Requests</b>	<b>\$ 1,030,672</b>
CONVENTION VISITOR BUREAU	CONVENTION VISITOR BUREAU	<b>AUTOMOTIVE</b>			
		Mobile Visitor Center 2024 Ford 350	60,000	Operation	60,000
		Customization for Collateral display and sales	40,000	Operation	40,000
		<b>MONUMENTS</b>			
		Initial Welcome Visitor sign	106,000	Operation	106,000
		Additional Welcome Visitor sign	80,000	Operation	80,000
		Construction Testing and Staking	25,000	Operation	25,000
				<b>Total Convention Visitor Bureau Requests</b>	<b>\$ 311,000</b>
PARKING METER	PARKING	<b>AUTOMOTIVE</b>			
		Replacement of 2 units	54,630		
		<b>Total Parking Meter Requests</b>	<b>\$ 54,630</b>		<b>\$ -</b>
BRIDGE	BRIDGE SYSTEM	<b>MACHINERY AND EQUIPMENT</b>			
		Blade Replacement	199,750	Current	199,750
		<b>COMPUTER HARDWARE</b>			
		Power Supply	55,000	Current	55,000
	BRIDGE II	<b>AUTOMOTIVE</b>			
		Ford Explorer	42,500	Current	42,500
		<b>MACHINERY AND EQUIPMENT</b>			
		Blade Replacement	256,600	Current	256,600
		<b>COMPUTER HARDWARE</b>			
Power Supply	55,000	Current	55,000		



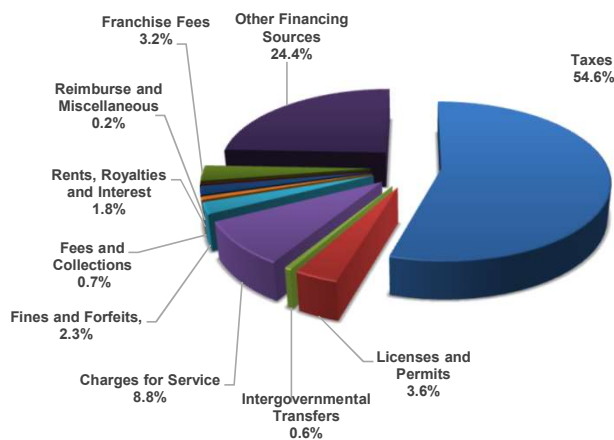
**CITY OF LAREDO  
CAPITAL OUTLAY REQUESTS  
FY 2024 - 2025**

DEPARTMENT	DIVISION	DESCRIPTION	AMOUNT REQUESTED	FUNDING SOURCE	APPROVED AMOUNT	
BRIDGE	BRIDGE II	<b>AUTOMOTIVE</b>				
		F-150 Crew Cab Truck	49,200	Current	49,200	
	COLUMBIA BRIDGE	<b>MACHINERY AND EQUIPMENT</b>				
		Blade Replacement	256,600	Current	256,600	
		<b>COMPUTER HARDWARE</b>				
		Power Supply	55,000	Current	55,000	
	WORLD TRADE BRIDGE	<b>AUTOMOTIVE</b>				
		Transit 350 Passenger Wagon	68,500	Current	68,500	
		<b>MACHINERY AND EQUIPMENT</b>				
		Blade Replacement	256,600	Current	256,600	
		<b>COMPUTER HARDWARE</b>				
Power Supply		55,000	Current	55,000		
<b>AUTOMOTIVE</b>						
F-150 Crew Cab Truck	49,200	Current	49,200			
	<b>BUILDINGS</b>					
	World Trade Bridge Renovation	620,000	Current	620,000		
	<b>Total Bridge Requests</b>	<b>\$ 2,018,950</b>		<b>\$ 2,018,950</b>		
FLEET	MAINTENANCE SHOP	<b>AUTOMOTIVE</b>				
		Fuel Truck	279,132	Solid Waste Bond	279,132	
		Cab Service Truck	70,000	2019 CO	70,000	
		<b>BUILDINGS</b>				
		Warehouse Expansion	836,000	2022 CO Bond	836,000	
	<b>Total Fleet Requests</b>	<b>\$ 1,185,132</b>		<b>\$ 1,185,132</b>		
I.S.T.	NETWORK	<b>AUTOMOTIVE</b>				
		Two New Vehicles	52,000	2019 CO	52,000	
	I-NET	<b>MACHINERY AND EQUIPMENT</b>				
		Uninterruptable Power Supply (UPS) Upgrade	610,000	2024 CO	610,000	
		Internet Traffic Load Balancer	150,000			
		Access Control System for IST Rooms	1,300,000			
		<b>COMPUTER HARDWARE</b>				
		Network Switches Upgrade	1,153,000	2024 CO	1,153,000	
		Network Core Switch Upgrade - Telecom Building	250,000	2024 CO	250,000	
		<b>AUTOMOTIVE</b>				
		Truck to Replace 2011 Ford Truck	45,000	2019 CO	45,000	
		Small SUV	26,000	2014 CO	26,000	
	Wi-Fi	<b>COMPUTER HARDWARE</b>				
		Upgrade of Video Surveillance Servers	502,000			
		<b>AUTOMOTIVE</b>				
		Vehicle for Wi-Fi Personnel	45,000	2019 CO	45,000	
	45 ft. Bucket Truck to work in Confined Spaces	175,000	2019 CO	175,000		
CITY HALL ANNEX	<b>MACHINERY AND EQUIPMENT</b>					
	Unit Replacement RTU 6	10,083				
	Unit Replacement RTU 7	10,083				
	Unit Replacement RTU 8	12,502				
	Unit Replacement RTU 18	16,179				
	<b>Total I.S.T Requests</b>	<b>\$ 4,356,847</b>		<b>\$ 2,356,000</b>		
	<b>Total Other Funds Requests</b>	<b>\$ 9,634,570</b>		<b>\$ 6,512,893</b>		
	<b>Total Capital Outlay Requests</b>	<b>\$ 22,474,685</b>		<b>\$ 14,663,281</b>		

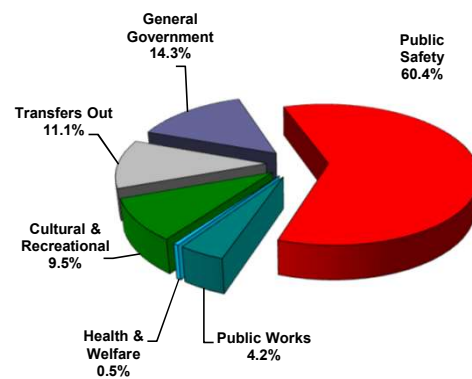
## CITY OF LAREDO, TEXAS GENERAL FUND SUMMARY OPERATING BUDGET FY 2024-2025

DESCRIPTION	ACTUAL FY 21-22	ACTUAL FY 22-23	ORIGINAL BUDGET FY 23-24	AMENDED BUDGET FY 23-24	TOTAL ESTIMATE FY 23-24	PROPOSED BUDGET FY 24-25
<b>OPENING BALANCE</b>	<b>\$49,956,749</b>	<b>\$45,704,902</b>	<b>\$44,317,391</b>	<b>\$46,170,379</b>	<b>\$46,170,379</b>	<b>\$53,341,852</b>
<b>REVENUES</b>						
Taxes	121,177,541	133,150,873	140,368,153	140,368,153	140,728,167	151,853,806
Licenses and Permits	10,060,888	9,421,755	10,354,152	10,354,152	11,086,892	9,877,385
Intergovernmental	1,231,417	1,377,690	1,475,800	10,842,430	1,528,154	1,570,212
Charges for Service	57,260,330	60,765,686	61,937,096	61,937,096	64,012,314	24,423,702
Fines and Forfeits	5,786,436	5,877,054	6,296,007	6,296,007	6,390,178	6,468,186
Fees and Collections	1,541,528	1,918,562	1,658,860	1,658,860	1,822,948	1,825,930
Rents, Royalties and Interest	1,593,935	4,503,430	3,821,458	3,821,458	5,080,308	4,896,733
Reimburse and Miscellaneous	25,778,245	17,825,822	812,879	812,879	462,989	609,653
Franchise Fees	8,720,420	8,827,809	8,546,087	8,546,087	8,575,966	8,761,845
Other Financing Sources	7,385,677	146,052	14,146,271	15,008,347	15,454,716	67,734,730
<b>TOTAL REVENUES</b>	<b>\$ 240,536,417</b>	<b>\$ 243,814,733</b>	<b>\$ 249,416,763</b>	<b>\$ 259,645,469</b>	<b>\$ 255,142,632</b>	<b>\$ 278,022,182</b>
<b>TOTAL AVAILABLE</b>	<b>\$ 290,493,166</b>	<b>\$ 289,519,635</b>	<b>\$ 293,734,154</b>	<b>\$ 305,815,848</b>	<b>\$ 301,313,011</b>	<b>\$ 331,364,034</b>
<b>EXPENDITURES</b>						
General Government	22,477,092	25,351,805	29,668,647	30,851,593	28,386,597	39,394,438
Public Safety	136,196,805	145,179,430	158,651,341	161,648,059	160,115,659	166,457,037
Public Works	7,674,659	9,606,969	11,500,755	11,624,987	11,624,987	11,606,762
Health and Welfare	3,697,292	4,131,273	4,878,505	11,970,629	5,590,441	1,324,124
Cultural and Recreational	17,449,484	21,372,181	24,108,112	28,048,070	24,593,429	26,101,549
Other Financing Uses	57,292,931	37,707,596	20,609,403	20,304,168	17,660,046	30,744,653
<b>TOTAL EXPENDITURES</b>	<b>\$ 244,788,263</b>	<b>\$ 243,349,254</b>	<b>\$ 249,416,763</b>	<b>\$ 264,447,506</b>	<b>\$ 247,971,159</b>	<b>\$ 278,022,182</b>
<b>CLOSING BALANCE</b>	<b>\$ 45,704,903</b>	<b>\$ 46,170,381</b>	<b>\$ 44,317,391</b>	<b>\$ 41,368,342</b>	<b>\$ 53,341,852</b>	<b>\$ 53,341,852</b>

**REVENUES**



**EXPENDITURES**



**CITY OF LAREDO, TEXAS  
GENERAL FUND SUMMARY  
REVENUES  
FY 2024-2025**

REVENUES	ACTUAL FY 21-22	ACTUAL FY 22-23	ORIGINAL BUDGET FY 23-24	AMENDED BUDGET FY 23-24	TOTAL ESTIMATE FY 23-24	PROPOSED BUDGET FY 24-25
<b>TAXES</b>						
Current Taxes	73,666,408	81,379,918	85,379,311	85,379,311	85,379,311	92,573,245
Prior Year Taxes	960,444	852,665	943,214	943,214	1,297,519	1,336,446
Additional Taxes	82,074	106,051	50,000	50,000	69,496	53,665
Penalty and Interest	1,112,343	867,664	916,257	916,257	916,257	943,744
Penalty for Tax Attorney	445,464	402,572	510,455	510,455	510,455	535,979
Rendition Penalties	204,634	135,089	170,814	170,814	170,814	174,231
Alcoholic Beverage Tax	643,359	759,206	500,000	500,000	820,000	800,000
Bingo Tax	30,149	47,011	40,400	40,400	40,400	40,803
General Sales and Use Tax	44,032,666	48,600,697	51,857,702	51,857,702	51,523,915	55,395,693
<b>Total Taxes</b>	<b>\$ 121,177,541</b>	<b>\$ 133,150,873</b>	<b>\$ 140,368,153</b>	<b>\$ 140,368,153</b>	<b>\$ 140,728,167</b>	<b>\$ 151,853,806</b>
<b>LICENSES AND PERMITS</b>						
Alcohol Beverage License	1,470	1,595	2,483	2,483	2,483	2,508
Taxi Cab License	3,190	3,815	2,975	2,975	3,310	3,290
Traffic Escort License	500	485	450	450	435	400
COMM Vehicle License	50	100	75	75	75	25
Telecommunication	1,137,772	913,814	986,620	986,620	820,916	986,620
Alcohol Beverage Permits	69,871	80,954	70,481	70,481	70,481	88,481
Taxi Cab Permit	7,340	13,150	7,150	7,150	9,420	9,500
Traffic Escort Permit	1,900	1,850	1,980	1,980	1,800	1,250
Comm Vehicle For Hire	1,375	825	825	825	275	275
Foundation Only Permit	-	-	10,000	10,000	3,200	10,000
Food Truck Permits	-	-	20,000	20,000	6,400	20,000
Alarm Permits and Fees	533,151	486,731	514,714	514,714	514,714	519,861
Special Use Permit	2,520	1,638	-	-	-	-
Amusement Devices	4,142,360	4,193,992	4,540,388	4,540,388	3,897,775	4,014,708
Private Premises Vendors	9,395	12,420	10,753	10,753	12,220	12,586
New Business Registration	30,900	30,125	100,000	100,000	31,875	32,834
Building Permit	1,122,295	1,109,244	1,364,200	1,364,200	1,281,861	1,341,442
Building Plan Review Fee	651,749	618,220	760,219	760,219	731,208	765,194
Re-Inspection Fee	47,990	37,220	46,721	46,721	37,810	38,944
Garage Sale Permits	30,963	30,512	33,097	33,097	30,946	31,875
Inspection Fees	700	50	-	-	250	300
Electrical Permit	462,432	431,160	462,788	462,788	446,067	459,446
Plumbing Permit	391,606	352,862	383,978	383,978	371,649	382,797
Mechanical Permit	263,493	269,836	281,493	281,493	254,935	262,584
Solar Panels	-	2,177	120,000	120,000	32,642	33,624
Oversize Permit	140,660	156,330	165,673	165,673	192,938	203,550
Overload Permit	1,001,606	667,050	461,289	461,289	2,325,407	649,491
Wrecker Permit	5,600	5,600	5,800	5,800	5,800	5,800
<b>Total Licenses and Permits</b>	<b>\$ 10,060,888</b>	<b>\$ 9,421,755</b>	<b>\$ 10,354,152</b>	<b>\$ 10,354,152</b>	<b>\$ 11,086,892</b>	<b>\$ 9,877,385</b>
<b>INTERGOVERNMENTAL</b>						
Texas State Lib & Archives	10,012	6,700	4,850	4,850	6,371	9,180
FEMA	678,314	640,072	-	9,366,630	-	-
HHSC Cares Stimulus Funds	75	-	-	-	-	-
LEOSE Account	25,069	22,867	24,000	24,000	58,424	26,000
State Planning Grant	465,571	503,379	1,408,950	1,408,950	1,408,950	1,500,532
Criminal Justice Division	17,266	4,744	-	-	-	-
Webb County	34,500	69,000	34,500	34,500	34,500	34,500
7 Flags RAC-Trauma SER"T"	610	8,892	3,500	3,500	19,909	-
Coastal Bend Regional Adv	-	122,036	-	-	-	-
<b>Total Intergovernmental</b>	<b>\$ 1,231,417</b>	<b>\$ 1,377,690</b>	<b>\$ 1,475,800</b>	<b>\$ 10,842,430</b>	<b>\$ 1,528,154</b>	<b>\$ 1,570,212</b>

**CITY OF LAREDO, TEXAS**  
**GENERAL FUND SUMMARY**  
**REVENUES**  
**FY 2024-2025**

REVENUES	ACTUAL FY 21-22	ACTUAL FY 22-23	ORIGINAL BUDGET FY 23-24	AMENDED BUDGET FY 23-24	TOTAL ESTIMATE FY 23-24	PROPOSED BUDGET FY 24-25
<b>CHARGES FOR SERVICE</b>						
Sale of Maps	7,022	1	3,379	3,379	1	1
Sale of Library Materials	3,822	4,472	5,500	5,500	4,980	5,000
Airport Adm. Charge	325,553	371,723	457,823	457,823	457,823	611,756
Fleet Management	-	-	5,010	5,010	5,010	461,209
IT Fund	246,858	282,818	277,565	277,565	277,565	313,494
Bridge Adm. Charge	3,107,567	3,340,196	3,793,793	3,793,793	3,793,793	4,071,477
Bridge Add'l Adm. Charges	37,234,437	39,709,818	40,322,604	40,322,604	42,195,654	-
Health Department Grants	100,000	100,000	100,000	100,000	100,000	100,000
Municipal Housing Adm. Charge	84,906	108,927	102,687	102,687	102,687	106,479
Waterworks Adm. Charge	2,933,845	3,306,740	3,148,531	3,148,531	3,148,531	2,885,547
Sewer Adm. Charge	1,870,207	2,181,295	2,242,657	2,242,657	2,242,657	2,383,639
Risk Management	377,501	375,689	408,863	408,863	408,863	500,834
Landfill Adm. Charge	1,474,763	1,641,327	1,716,713	1,716,713	1,716,713	1,966,442
Parking Meter Adm. Charge	82,042	76,120	77,558	77,558	77,558	55,757
Environmental Services	526,464	568,744	606,485	606,485	606,485	350,017
Recreation Fund	7,382	6,243	12,619	12,619	12,619	30,346
Community Development	19,084	49,029	34,832	34,832	34,832	46,484
Health	6,863	6,532	7,967	7,967	7,967	6,561
Transit	3,000	4,711	5,121	5,121	5,121	4,042
Billing Service Fees	1,800,000	1,800,000	1,800,000	1,800,000	1,800,000	1,800,000
Convention And Visitors	3,000	4,711	5,010	5,010	5,010	4,042
TIRZ #1	3,982	7,390	-	-	14,142	21,114
Repeat Violations	5,459	4,941	32,000	32,000	5,500	5,500
Engineering Charges - Other	38,210	87,846	41,481	41,481	78,128	78,100
Building Overtime Charges	200	-	-	-	-	-
Street Closure	2,400	2,500	2,900	2,900	2,900	2,900
Police Special Services	125,881	129,396	107,259	107,259	107,259	115,000
Police - Alarm System Charges	178,650	95,628	189,250	189,250	189,250	191,142
Fire - Alarm System Charges	44,400	26,679	21,252	21,252	21,252	21,464
Fire Inspection Fees	305,008	360,356	322,840	322,840	347,544	445,608
Airport Crash Crew	1,413,059	1,302,739	1,490,036	1,490,036	1,487,162	1,462,134
Hazardous Mat. Containment	6,530	-	6,000	6,000	6,000	6,000
Fire Training Facility	20,475	31,875	23,000	23,000	26,000	51,750
Insurance Recovery	-	-	-	-	-	345,314
Ambulance Service Fees	4,375,009	4,242,100	4,111,336	4,111,336	4,193,563	5,444,804
Grave Services	196,426	191,775	174,000	174,000	190,000	190,000
On Call Funeral Arrangement	500	750	1,000	1,000	1,000	1,000
Removal - Monuments/Markers	5,520	4,310	5,000	5,000	5,000	5,000
Monument Permit Fees	5,995	6,915	4,000	4,000	7,000	7,000
Foundation Fees	14,700	17,545	8,000	8,000	18,000	18,000
Temporary Markers	180	20	100	100	100	100
Special Services / Overtime	20,775	17,250	20,000	20,000	15,360	15,360
Special Services / Disinterment	950	750	1,000	1,000	1,000	1,000
Vault Liner / Extra Wide	1,100	1,400	1,200	1,200	1,560	1,560
Cancellation Fees	725	-	725	725	725	725
Sale Cemetery Lots	279,880	294,425	240,000	240,000	290,000	290,000
<b>Total Charges for Services</b>	<b>\$ 57,260,330</b>	<b>\$ 60,765,686</b>	<b>\$ 61,937,096</b>	<b>\$ 61,937,096</b>	<b>\$ 64,012,314</b>	<b>\$ 24,423,702</b>
<b>FINES AND FORFEITS</b>						
Court Fines	4,940,035	5,018,790	5,420,475	5,420,475	5,420,475	5,474,681
Crime Victims Fund	1,027	1,229	1,375	1,375	1,267	1,267
Senate and House State Fees	16	28	21	21	21	21
Training Fund	5,024	4,302	3,540	3,540	3,389	3,389
Operator's and Chauffer's	-	5	-	-	-	-
Arrest Fees	394	18,313	458	458	76,947	77,717
Child Safety	8,813	9,978	9,615	9,615	7,155	7,190
General Revenue	40	13	10	10	11	11
Comprehensive Rehab	1	1	-	-	1	-
Traffic	46,920	43,823	51,419	51,419	54,005	54,545
Technology Fee	118,494	112,224	117,418	117,418	117,368	118,542
Building Security Fee	126,862	121,993	128,696	128,696	131,262	132,575
Time Payment Fee	206,909	225,955	213,645	213,645	221,449	232,523
Juvenile Crime & Delinquencies	26	29	40	40	38	38
CMI	18	18	24	24	23	23

**CITY OF LAREDO, TEXAS  
GENERAL FUND SUMMARY  
REVENUES  
FY 2024-2025**

REVENUES	ACTUAL FY 21-22	ACTUAL FY 22-23	ORIGINAL BUDGET FY 23-24	AMENDED BUDGET FY 23-24	TOTAL ESTIMATE FY 23-24	PROPOSED BUDGET FY 24-25
State Traffic Fees	29,218	27,357	30,119	30,119	30,717	30,717
Consolidated Court Cost	161,342	154,931	173,514	173,514	175,353	180,613
State Jury Fees	3,388	2,889	2,841	2,841	2,559	2,901
Failure to Appear Fees	33,340	32,029	37,390	37,390	35,472	36,536
Indigent Defense Fee-IDF	1,539	1,296	2,869	2,869	2,818	2,874
Civil Justice Fee	37	31	21	21	20	20
CS3(SB61) Child Safety	3	2	4	4	1	1
Truancy Prevention (TPDF)	100,579	99,498	100,535	100,535	107,629	109,781
Expunction Filing Fees	400	330	-	-	-	-
Municipal Juror Fund	2,011	1,990	1,978	1,978	2,198	2,221
<b>Total Fines and Forfeits</b>	<b>\$ 5,786,436</b>	<b>\$ 5,877,054</b>	<b>\$ 6,296,007</b>	<b>\$ 6,296,007</b>	<b>\$ 6,390,178</b>	<b>\$ 6,468,186</b>
<b>FEES AND COLLECTIONS</b>						
Child Support - Adm. Fee	11,721	11,303	12,619	12,619	12,180	11,961
City Secretary Fees	1,800	5,698	600	600	700	700
Public Info Req/Research	19	507	-	-	451	500
Application Fees	7,500	4,000	7,500	7,500	7,500	7,500
Demolition Fees	920	-	-	-	-	-
Building Technology Fee	-	102,490	71,111	71,111	146,920	151,328
Temp Cert of Occupancy Fe	-	-	12,000	12,000	4,000	12,000
Partial Inspection Fee	-	-	15,000	15,000	4,800	15,000
New Development MTG Fee	-	-	10,000	10,000	3,200	10,000
After Hours Inspection Fe	-	50	1,500	1,500	50	100
Tax Certificate	4,990	4,970	4,295	4,295	4,295	4,337
Credit Card Fee	285,771	310,996	207,336	207,336	281,531	295,608
Land Development Fees	276,908	440,167	277,000	277,000	276,998	277,000
Annexation Filing Fees	9,000	6,750	10,500	10,500	10,500	10,500
Neigh Emp Zone (NEZ) Fees	3,216	10,400	5,063	5,063	10,300	10,300
Street Cuts	309,751	338,071	344,743	344,743	368,595	379,656
Street Lights	35,370	26,810	20,000	20,000	22,000	25,000
Street Solicitation Registration	275	350	500	500	500	500
Lot Clearance Fee	46,873	40,586	22,559	22,559	33,169	34,163
Demolition Fees	27,255	3,427	1,000	1,000	-	-
Street Vendor Permit	2,760	3,385	3,500	3,500	4,300	4,300
Animal Registration Fee	11,603	6,950	4,849	4,849	5,000	-
Animal Trap Fees	-	10	-	-	10	-
Rabies Specimen Process	400	450	600	600	600	-
Animal Control & Shelter Fee	64,770	58,465	62,040	62,040	53,000	-
Animal Permit Fee	480	435	492	492	500	-
Animal Special Permit Fee	55	155	156	156	225	-
Animal Adoption Fees	-	-	10,282	10,282	-	-
Spay/Neuter Service Fees	100	150	120	120	-	-
Swimming Pool Fees	44,421	67,492	50,000	50,000	70,000	70,000
Swimming Pool Rental	26,863	26,263	30,000	30,000	30,000	30,000
Softball Rent	10,795	9,855	13,000	13,000	10,000	13,000
Tennis Court Usage Fee	121	141	200	200	150	150
Racket Ball Court Fee	2,083	2,384	2,500	2,500	3,500	3,500
Rec. Center Annual Fee	187,261	272,885	265,000	265,000	275,000	275,000
Rec. Center-Summer Program	45,155	50,790	50,000	50,000	58,000	58,000
Registration Fees	33,423	15,205	45,000	45,000	25,000	25,000
Vending Machines	4	-	12	12	-	-
Library Fines & Fees	40,170	46,070	43,330	43,330	47,317	47,667
Copier Fee	2,963	3,504	4,138	4,138	3,850	3,960
Computer Print Outs	9,677	10,739	10,665	10,665	11,023	11,165
Passport Processing Fee	37,055	36,659	39,650	39,650	37,784	38,035
<b>Total Fees and Collection</b>	<b>\$ 1,541,528</b>	<b>\$ 1,918,562</b>	<b>\$ 1,658,860</b>	<b>\$ 1,658,860</b>	<b>\$ 1,822,948</b>	<b>\$ 1,825,930</b>
<b>RENTS, ROYALTIES AND INTEREST</b>						
Rent - Recreation Centers	1,600	4,775	5,000	5,000	5,000	5,000
Rent - Library Rooms	1,650	2,051	2,796	2,796	2,080	2,150
Rent - Old Municipal Court Bldg	64,260	64,260	64,260	64,260	64,260	64,260
Rent - Mercado	108,253	108,253	108,254	108,254	108,254	108,254
Rent - Building Rent	-	-	96,000	96,000	-	-
Rent - Federal Courthouse	96,000	96,000	96,000	96,000	96,000	96,000

**CITY OF LAREDO, TEXAS**  
**GENERAL FUND SUMMARY**  
**REVENUES**  
**FY 2024-2025**

REVENUES	ACTUAL FY 21-22	ACTUAL FY 22-23	ORIGINAL BUDGET FY 23-24	AMENDED BUDGET FY 23-24	TOTAL ESTIMATE FY 23-24	PROPOSED BUDGET FY 24-25
Rent - Library Equipment	-	150	200	200	180	200
Rent - Land	13,202	25,390	6,600	6,600	-	-
Telecommunication Rentals	778,295	807,778	821,024	821,024	846,120	911,774
Parks and Pavilions	2,500	5,950	5,000	5,000	5,000	5,000
CAA Head Start Program	37,564	38,869	42,724	42,724	42,724	38,695
Commission - Concessions	220	1,600	2,100	2,100	3,790	1,200
Commission - Vending Machines	1,496	1,366	1,200	1,200	-	-
Market Tennis Courts	8,487	7,272	9,000	9,000	8,000	8,000
Tax Sales Excess Funds	83,387	39,018	-	-	-	-
Inspection Fees	600	600	600	600	-	-
Interest Earnings	383,029	3,289,648	2,560,700	2,560,700	3,898,900	3,656,200
Interest Charge-Contracts	13,078	9,924	-	-	-	-
Discount Earnings	314	526	-	-	-	-
<b>Total Rents, Royalties and Interest</b>	<b>\$ 1,593,935</b>	<b>\$ 4,503,430</b>	<b>\$ 3,821,458</b>	<b>\$ 3,821,458</b>	<b>\$ 5,080,308</b>	<b>\$ 4,896,733</b>
<b>REIMBURSEMENTS &amp; MISCELLANEOUS</b>						
Contributions	24,627,854	16,289,247	250,000	250,000	250,000	400,000
Library Patrons Contributions	195	318	265	265	326	352
Animal Control Patrons	2,520	410	744	744	430	-
Aerobic Class Fees	4,285	9,245	7,500	7,500	9,500	9,500
Microchip Implant Fees	7,580	5,240	5,136	5,136	3,600	-
Reimbursement - Jury Duty	712	1,441	1,234	1,234	1,920	-
Reimb - Worker's Comp	18,937	11,059	15,000	15,000	15,000	15,000
Reimb - Restitution	2,472	-	3,500	3,500	1	1
Xerox Copies	59	-	100	100	-	-
Reimbursement - Court Cases	4,802	8,003	10,000	10,000	10,000	10,000
Reimbursement Insurance	0	24,654	100,000	100,000	0	0
Reimb - Prior Year Expense	77,013	87,924	100,000	100,000	-	-
Reimb - Damaged Property	382,603	150,423	100,000	100,000	100,000	100,000
Returned Checks Fee	1,603	1,366	-	-	-	-
Reimb - Expenditure	10,580	10,462	-	-	-	-
Bad Debt Recovery	510	26,039	-	-	-	-
Miscellaneous	338,930	241,074	150,000	150,000	-	-
PD Property Room Cases	61,973	37,018	-	-	2,012	-
Sale of Land	-	774,000	-	-	-	-
Sale of Streets-Principal	67,800	121,800	52,400	52,400	52,400	52,000
Appraisals/Abstracts	1,975	19,225	10,000	10,000	10,000	15,000
Sale of Easements	200	200	1,000	1,000	1,000	800
Sale of Vehicles	158,160	-	-	-	-	-
Sale of Scrap Materials	7,482	6,674	6,000	6,000	6,800	7,000
<b>Total Reimbursement and Miscellaneous</b>	<b>\$ 25,778,245</b>	<b>\$ 17,825,822</b>	<b>\$ 812,879</b>	<b>\$ 812,879</b>	<b>\$ 462,989</b>	<b>\$ 609,653</b>
<b>FRANCHISE FEES</b>						
Electric System Franchise	5,736,437	5,743,027	5,615,320	5,615,320	5,557,722	5,668,874
Gas System Franchise	770,797	928,420	750,653	750,653	924,562	924,562
Cable System Franchise	1,677,644	1,538,422	1,644,674	1,644,674	1,316,347	1,290,020
Waste Collection Franchise	535,542	617,940	535,440	535,440	777,335	878,389
<b>Total Franchise Fee</b>	<b>\$ 8,720,420</b>	<b>\$ 8,827,809</b>	<b>\$ 8,546,087</b>	<b>\$ 8,546,087</b>	<b>\$ 8,575,966</b>	<b>\$ 8,761,845</b>
<b>OTHER FINANCING SOURCES</b>						
Hotel-Motel Occupancy Tax	103,756	121,054	146,271	146,271	155,007	189,503
America Rescue Plan Act	-	-	2,000,000	2,000,000	2,000,000	-
Capital Improvement Fund	7,273,529	24,998	12,000,000	12,862,076	13,000,000	23,454,884
Bridge System	-	-	-	-	-	44,090,343
Waterworks System	8,392	-	-	-	-	-
Capital Leases	-	-	-	-	299,709	-
<b>Total Other Financing Sources</b>	<b>\$ 7,385,677</b>	<b>\$ 146,052</b>	<b>\$ 14,146,271</b>	<b>\$ 15,008,347</b>	<b>\$ 15,454,716</b>	<b>\$ 67,734,730</b>
<b>TOTAL REVENUES</b>	<b>\$ 240,536,417</b>	<b>\$ 243,814,733</b>	<b>\$ 249,416,763</b>	<b>\$ 259,645,469</b>	<b>\$ 255,142,632</b>	<b>\$ 278,022,182</b>

**CITY OF LAREDO, TEXAS  
GENERAL FUND SUMMARY  
EXPENDITURES  
FY 2024-2025**

EXPENDITURES	ACTUAL FY 21-22	ACTUAL FY 22-23	ORIGINAL BUDGET FY 23-24	AMENDED BUDGET FY 23-24	TOTAL ESTIMATE FY 23-24	PROPOSED BUDGET FY 24-25
<b>GENERAL GOVERNMENT</b>						
<b>Mayor and City Council</b>						
Mayor and City Council						
Personnel Services	493,216	501,675	494,480	494,480	494,480	501,164
Materials and Supplies	33,679	33,200	31,416	44,641	34,389	32,200
Contractual Services	504,716	523,679	572,830	709,465	563,054	551,909
Capital Outlay	262	-	-	-	-	-
Subtotal Mayor and City Council	1,031,873	1,058,554	1,098,726	1,248,586	1,091,923	1,085,273
Internal Audit						
Personnel Services	330,648	276,376	368,200	368,200	516,280	-
Materials and Supplies	4,546	3,108	5,145	5,145	5,145	-
Contractual Services	14,764	15,530	26,575	26,592	26,465	-
Subtotal Internal Audit	349,958	295,014	399,920	399,937	547,890	-
<b>Total Mayor and City Council</b>	<b>\$ 1,381,831</b>	<b>\$ 1,353,568</b>	<b>\$ 1,498,646</b>	<b>\$ 1,648,523</b>	<b>\$ 1,639,813</b>	<b>\$ 1,085,273</b>
<b>City Manager's Office</b>						
City Manager						
Personnel Services	1,579,710	1,191,428	1,369,846	1,361,422	1,362,790	1,429,341
Materials and Supplies	17,269	30,180	18,200	27,228	27,015	21,802
Contractual Services	84,637	114,889	83,641	98,041	88,840	86,369
Debt Service	1,412	1,412	1,438	1,438	1,438	1,438
Subtotal City Manager	1,683,028	1,337,909	1,473,125	1,488,129	1,480,083	1,538,950
Council Support						
Personnel Services	553,906	596,270	605,108	605,108	666,433	440,635
Materials & Supplies	5,460	1,622	11,350	3,971	4,809	5,645
Contractual Services	109,725	101,123	125,218	145,891	131,500	127,209
Subtotal Council Support	669,091	699,015	741,676	754,970	802,742	573,489
Public Information Office						
Personnel Services	240,937	272,809	427,575	427,575	345,163	437,665
Materials and Supplies	1,616	4,056	4,000	3,726	4,389	6,510
Contractual Services	21,428	34,014	38,402	40,254	34,311	43,148
Other Charges	1,200	-	-	-	-	-
Subtotal Public Information Office	265,181	310,879	469,977	471,555	383,863	487,323
Public Access Center						
Personnel Services	359,819	349,798	438,139	438,289	380,706	513,050
Materials and Supplies	13,272	60,663	62,046	52,618	50,398	52,553
Contractual Services	62,137	86,232	88,722	104,562	116,404	112,409
Debt Service	545	545	-	380	520	-
Subtotal Public Access Center	435,773	497,238	588,907	595,849	548,028	678,012
City Hall Maintenance						
Personnel Services	-	-	-	-	-	303,529
Materials and Supplies	-	-	-	-	-	41,026
Contractual Services	-	-	-	-	-	267,539
Subtotal City Hall Maintenance	-	-	-	-	-	612,094
City Hall Annex II - Courthouse						
Materials and Supplies	65	37	-	-	-	2,102
Contractual Services	138,785	116,222	-	-	-	141,277
Subtotal City Hall Annex II Courthouse	138,850	116,259	-	-	-	143,379

**CITY OF LAREDO, TEXAS  
GENERAL FUND SUMMARY  
EXPENDITURES  
FY 2024-2025**

EXPENDITURES	ACTUAL FY 21-22	ACTUAL FY 22-23	ORIGINAL BUDGET FY 23-24	AMENDED BUDGET FY 23-24	TOTAL ESTIMATE FY 23-24	PROPOSED BUDGET FY 24-25
311 Program						
Personnel Services	-	-	526,060	526,060	352,391	540,053
Materials and Supplies	-	-	37,157	37,545	37,445	24,664
Contractual Services	-	-	69,815	76,955	76,955	77,835
Debt Service	-	-	650	650	650	650
Subtotal 311 Program	-	-	633,682	641,210	467,441	643,202
<b>Total City Manager's Office</b>	<b>\$ 3,191,923</b>	<b>\$ 2,961,300</b>	<b>\$ 3,907,367</b>	<b>\$ 3,951,713</b>	<b>\$ 3,682,157</b>	<b>\$ 4,676,449</b>
<b>Budget Department</b>						
Personnel Services	397,934	369,535	536,631	525,851	397,765	543,037
Materials and Supplies	5,482	16,651	17,450	20,558	8,683	15,100
Contractual Services	27,075	30,920	44,545	53,542	50,297	50,212
Debt Service	545	545	600	600	600	650
<b>Total Budget Department</b>	<b>\$ 431,036</b>	<b>\$ 417,651</b>	<b>\$ 599,226</b>	<b>\$ 600,551</b>	<b>\$ 457,345</b>	<b>\$ 608,999</b>
<b>Municipal Court</b>						
Personnel Services	1,774,962	2,243,353	2,672,708	2,672,708	2,661,155	2,774,281
Materials and Supplies	163,641	92,759	67,008	163,325	150,434	138,768
Contractual Services	525,413	590,457	647,514	600,330	737,635	778,668
Other Charges	903	(1,184)	124,196	124,196	250	60,125
Capital Outlay	33,111	162,903	30,000	60,147	64,935	65,000
Debt Service	86,137	86,137	86,200	86,200	86,200	86,137
<b>Total Municipal Court</b>	<b>\$ 2,584,167</b>	<b>\$ 3,174,425</b>	<b>\$ 3,627,626</b>	<b>\$ 3,706,906</b>	<b>\$ 3,700,609</b>	<b>\$ 3,902,979</b>
<b>Building Development Services</b>						
Building Inspections						
Personnel Services	1,474,689	1,658,529	1,931,652	1,931,652	1,641,053	-
Materials and Supplies	103,519	103,818	122,911	143,678	132,774	-
Contractual Services	392,100	527,350	614,156	764,164	769,752	-
Other Charges	57	464	-	-	(425)	-
Capital Outlay	-	-	-	23,719	-	-
Debt Service	1,532	1,532	6,055	6,055	1,529	-
Subtotal Building Inspections	1,971,897	2,291,693	2,674,774	2,869,268	2,544,683	-
Development Review						
Personnel Services	643,895	464,260	724,146	724,146	511,367	-
Materials and Supplies	4,124	5,201	9,295	10,885	11,188	-
Contractual Services	10,293	20,150	18,234	18,970	17,310	-
Subtotal Development Review	658,312	489,611	751,675	754,001	539,865	-
Code Enforcement						
Personnel Services	334,206	337,214	365,642	370,839	313,525	-
Materials and Supplies	20,462	19,012	23,897	23,962	20,736	-
Contractual Services	22,393	24,451	121,195	92,506	121,613	-
Subtotal Code Enforcement	377,061	380,677	510,734	487,307	455,874	-
Public Right of Way						
Personnel Services	374,033	412,512	458,828	458,828	432,281	-
Materials and Supplies	7,839	8,019	12,466	13,927	12,909	-
Contractual Services	11,745	13,659	15,290	16,227	18,349	-
Subtotal Public Right of Way	393,617	434,190	486,584	488,982	463,539	-



**CITY OF LAREDO, TEXAS  
GENERAL FUND SUMMARY  
EXPENDITURES  
FY 2024-2025**

EXPENDITURES	ACTUAL FY 21-22	ACTUAL FY 22-23	ORIGINAL BUDGET FY 23-24	AMENDED BUDGET FY 23-24	TOTAL ESTIMATE FY 23-24	PROPOSED BUDGET FY 24-25
Geographic Information System						
Personnel Services	69,583	74,507	79,029	79,029	75,564	-
Materials and Supplies	4,080	1,514	4,512	4,512	4,512	-
Contractual Services	12,223	11,887	13,841	18,935	14,314	-
Subtotal Geographic Info. System	85,886	87,908	97,382	102,476	94,390	-
<b>Total Building Development Srvc</b>	<b>\$ 3,486,773</b>	<b>\$ 3,684,079</b>	<b>\$ 4,521,149</b>	<b>\$ 4,702,034</b>	<b>\$ 4,098,351</b>	<b>\$ -</b>
<b>City Attorney's Office</b>						
Personnel Services	940,755	1,461,418	1,497,116	1,497,116	1,415,338	1,592,458
Materials and Supplies	25,758	33,971	25,945	32,163	34,994	32,600
Contractual Services	124,519	80,274	81,323	97,815	63,806	102,537
Other Charges	-	-	20,000	6,500	-	6,020
<b>Total City Attorney's Office</b>	<b>\$ 1,091,032</b>	<b>\$ 1,575,663</b>	<b>\$ 1,624,384</b>	<b>\$ 1,633,594</b>	<b>\$ 1,514,138</b>	<b>\$ 1,733,615</b>
<b>City Secretary's Office</b>						
City Secretary						
Personnel Services	372,938	377,403	465,202	363,463	365,167	477,424
Materials and Supplies	12,917	11,301	18,173	26,858	18,280	22,434
Contractual Services	94,367	86,317	114,403	101,827	103,475	122,833
Debt Service	1,412	1,412	1,563	1,563	1,563	2,053
Subtotal City Secretary	481,634	476,433	599,341	493,711	488,485	624,744
Elections						
Personnel Services	-	-	1,294	1,294	1,291	1,296
Contractual Services	65,140	108,054	76,000	123,000	82,000	128,000
Subtotal Elections	65,140	108,054	77,294	124,294	83,291	129,296
City Hall Maintenance						
Personnel Services	205,111	220,359	240,859	240,859	241,096	-
Materials and Supplies	34,029	48,956	42,439	47,396	45,193	-
Contractual Services	207,866	268,254	221,404	270,424	273,946	-
Subtotal City Hall Maintenance	447,006	537,569	504,702	558,679	560,235	-
City Hall Annex II - Courthouse						
Materials and Supplies	-	-	2,000	2,102	2,000	-
Contractual Services	-	-	116,450	161,751	124,950	-
Subtotal City Hall Annex II Courthouse	-	-	118,450	163,853	126,950	-
<b>Total City Secretary's Office</b>	<b>\$ 993,780</b>	<b>\$ 1,122,056</b>	<b>\$ 1,299,787</b>	<b>\$ 1,340,537</b>	<b>\$ 1,258,961</b>	<b>\$ 754,040</b>
<b>Tax Office</b>						
Personnel Services	1,180,359	1,224,671	1,299,462	1,299,462	1,295,962	1,413,949
Materials and Supplies	34,314	44,724	43,733	71,259	45,597	38,427
Contractual Services	298,437	392,053	403,823	432,277	438,739	2,693,612
Other Charges	-	(194)	500	500	500	500
Capital Outlay	9,360	-	-	23,018	17,018	-
Debt Service	545	545	624	624	624	863
<b>Total Tax Office</b>	<b>\$ 1,523,014</b>	<b>\$ 1,661,798</b>	<b>\$ 1,748,142</b>	<b>\$ 1,827,140</b>	<b>\$ 1,798,440</b>	<b>\$ 4,147,351</b>

**CITY OF LAREDO, TEXAS  
GENERAL FUND SUMMARY  
EXPENDITURES  
FY 2024-2025**

EXPENDITURES	ACTUAL FY 21-22	ACTUAL FY 22-23	ORIGINAL BUDGET FY 23-24	AMENDED BUDGET FY 23-24	TOTAL ESTIMATE FY 23-24	PROPOSED BUDGET FY 24-25
<b>Financial Services</b>						
Accounting						
Personnel Services	904,893	1,074,526	1,118,036	1,118,036	1,095,015	1,299,142
Materials and Supplies	25,732	39,164	23,590	31,157	25,648	23,690
Contractual Services	96,588	140,879	118,775	160,652	112,193	150,370
Other Charges	-	80	4	38	38	-
Debt Service	1,412	1,412	2,264	2,264	2,264	2,264
<b>Subtotal Accounting</b>	<b>1,028,625</b>	<b>1,256,061</b>	<b>1,262,669</b>	<b>1,312,147</b>	<b>1,235,158</b>	<b>1,475,466</b>
Purchasing						
Personnel Services	459,687	458,926	544,149	544,149	513,300	487,699
Materials and Supplies	8,584	8,886	7,241	10,206	8,107	4,718
Contractual Services	53,595	53,712	64,592	63,640	58,508	68,613
Debt Service	-	-	-	320	-	-
<b>Subtotal Purchasing</b>	<b>521,866</b>	<b>521,524</b>	<b>615,982</b>	<b>618,315</b>	<b>579,915</b>	<b>561,030</b>
Payroll						
Personnel Services	138,673	164,932	226,668	226,668	243,868	249,166
Materials and Supplies	4,124	17,544	8,963	49,367	57,910	8,270
Contractual Services	8,245	15,929	9,989	33,926	23,678	20,302
<b>Subtotal Payroll</b>	<b>151,042</b>	<b>198,405</b>	<b>245,620</b>	<b>309,961</b>	<b>325,456</b>	<b>277,738</b>
Accounts Payable						
Personnel Services	331,366	340,410	411,093	411,093	411,093	428,035
Materials and Supplies	2,722	11,226	5,920	7,449	7,785	8,262
Contractual Services	22,606	23,465	29,991	28,462	28,126	32,405
Debt Service	633	633	676	676	676	676
<b>Subtotal Accounts Payable</b>	<b>357,327</b>	<b>375,734</b>	<b>447,680</b>	<b>447,680</b>	<b>447,680</b>	<b>469,378</b>
<b>Total Financial Services</b>	<b>\$ 2,058,860</b>	<b>\$ 2,351,724</b>	<b>\$ 2,571,951</b>	<b>\$ 2,688,103</b>	<b>\$ 2,588,209</b>	<b>\$ 2,783,612</b>
<b>Human Resources</b>						
Administration						
Personnel Services	207,909	437,178	224,824	224,824	210,615	291,280
Materials and Supplies	3,502	7,549	8,385	11,593	8,946	9,135
Contractual Services	145,315	153,736	60,277	57,647	60,294	56,811
Debt Service	1,178	1,178	1,182	1,182	1,324	1,324
<b>Subtotal Administration</b>	<b>357,904</b>	<b>599,641</b>	<b>294,668</b>	<b>295,246</b>	<b>281,179</b>	<b>358,550</b>
Civil Service						
Personnel Services	214,873	227,372	245,340	245,340	245,340	257,381
Materials and Supplies	5,218	16,236	4,296	11,875	10,941	10,590
Contractual Services	9,853	17,600	22,201	21,967	22,901	23,946
Debt Service	633	633	644	644	644	644
<b>Subtotal Civil Service</b>	<b>230,578</b>	<b>261,842</b>	<b>272,481</b>	<b>279,826</b>	<b>279,826</b>	<b>292,561</b>
Recruitment & HRIS						
Personnel Services	471,008	559,209	625,760	625,760	514,934	752,593
Materials and Supplies	13,079	13,055	17,902	18,878	19,558	17,602
Contractual Services	54,580	62,329	94,177	94,868	94,188	108,239
<b>Subtotal Recruitment &amp; HRIS</b>	<b>538,667</b>	<b>634,592</b>	<b>737,839</b>	<b>739,506</b>	<b>628,680</b>	<b>878,434</b>
Emp. Relations / L&D						
Personnel Services	66,769	62,890	70,069	70,069	65,360	130,314
Materials and Supplies	2,349	5,117	21,818	25,683	19,802	35,642
Contractual Services	23,121	24,676	57,124	74,905	71,905	96,598

**CITY OF LAREDO, TEXAS  
GENERAL FUND SUMMARY  
EXPENDITURES  
FY 2024-2025**

EXPENDITURES	ACTUAL FY 21-22	ACTUAL FY 22-23	ORIGINAL BUDGET FY 23-24	AMENDED BUDGET FY 23-24	TOTAL ESTIMATE FY 23-24	PROPOSED BUDGET FY 24-25
Subtotal Emp. Relations / L&D	92,239	92,683	149,011	170,657	157,067	262,554
<b>Total Human Resources</b>	<b>\$ 1,219,387</b>	<b>\$ 1,588,758</b>	<b>\$ 1,453,999</b>	<b>\$ 1,485,235</b>	<b>\$ 1,346,752</b>	<b>\$ 1,792,099</b>
<b>Planning</b>						
Planning						
Personnel Services	846,967	988,802	1,168,622	1,168,622	1,019,466	1,203,317
Materials and Supplies	18,328	16,483	24,695	25,962	18,570	26,263
Contractual Services	57,067	80,458	75,331	86,243	62,804	92,044
Subtotal Planning	922,362	1,085,743	1,268,648	1,280,827	1,100,840	1,321,624
Planning Section 112 Grants						
Personnel Services	351,899	348,852	502,710	502,710	502,710	522,882
Materials and Supplies	4,446	10,119	14,200	15,912	15,382	16,184
Contractual Services	109,226	144,409	837,030	875,683	931,223	846,832
Other Charges	-	-	55,010	55,010	-	114,634
Subtotal Planning Section 112 Grants	465,571	503,380	1,408,950	1,449,315	1,449,315	1,500,532
Building Inspections						
Personnel Services	-	-	-	-	-	1,946,675
Materials and Supplies	-	-	-	-	-	127,438
Contractual Services	-	-	-	-	-	703,942
Debt Service	-	-	-	-	-	6,055
Subtotal Building Inspections	-	-	-	-	-	2,784,110
Building Development & Review						
Personnel Services	-	-	-	-	-	724,567
Materials and Supplies	-	-	-	-	-	9,295
Contractual Services	-	-	-	-	-	25,047
Subtotal Building Development & Review	-	-	-	-	-	758,909
Building Code Enforcement						
Personnel Services	-	-	-	-	-	383,886
Materials and Supplies	-	-	-	-	-	24,968
Contractual Services	-	-	-	-	-	137,987
Subtotal Code Enforcement	-	-	-	-	-	546,841
Building Right of Way						
Personnel Services	-	-	-	-	-	481,033
Materials and Supplies	-	-	-	-	-	12,277
Contractual Services	-	-	-	-	-	30,336
Subtotal Building Right of Way	-	-	-	-	-	523,646
Building Geo Info System						
Personnel Services	-	-	-	-	-	81,999
Materials and Supplies	-	-	-	-	-	4,512
Contractual Services	-	-	-	-	-	14,254
Subtotal Building Geo Info System	-	-	-	-	-	100,765
<b>Total Planning</b>	<b>\$ 1,387,933</b>	<b>\$ 1,589,123</b>	<b>\$ 2,677,598</b>	<b>\$ 2,730,142</b>	<b>\$ 2,550,155</b>	<b>\$ 7,536,427</b>

**CITY OF LAREDO, TEXAS  
GENERAL FUND SUMMARY  
EXPENDITURES  
FY 2024-2025**

EXPENDITURES	ACTUAL FY 21-22	ACTUAL FY 22-23	ORIGINAL BUDGET FY 23-24	AMENDED BUDGET FY 23-24	TOTAL ESTIMATE FY 23-24	PROPOSED BUDGET FY 24-25
<b>Engineering</b>						
Administration						
Personnel Services	350,388	353,360	458,724	458,724	406,898	865,424
Materials and Supplies	52,513	43,062	23,194	58,270	51,457	41,730
Contractual Services	42,235	56,789	46,677	99,474	86,823	57,611
Capital Outlay	-	-	-	43,171	43,171	-
Debt Service	1,753	1,753	1,800	1,700	1,700	1,800
<b>Subtotal Administration</b>	<b>446,889</b>	<b>454,964</b>	<b>530,395</b>	<b>661,339</b>	<b>590,049</b>	<b>966,565</b>
Design and Surveying						
Personnel Services	890,025	696,277	912,210	884,554	583,476	652,979
Materials and Supplies	71,820	35,826	58,088	63,650	56,562	43,966
Contractual Services	56,973	51,264	64,619	65,778	57,507	117,768
Capital Outlay	-	22,329	-	-	-	-
<b>Subtotal Design and Surveying</b>	<b>1,018,818</b>	<b>805,696</b>	<b>1,034,917</b>	<b>1,013,982</b>	<b>697,545</b>	<b>814,713</b>
Construction and Improvement						
Personnel Services	541,077	1,098,895	1,178,330	1,178,330	1,199,700	1,000,173
Materials and Supplies	23,270	50,226	68,184	50,267	42,171	39,659
Contractual Services	18,588	31,099	32,574	39,231	60,057	122,217
Capital Outlay	-	-	-	798	-	-
<b>Subtotal Construction &amp; Improvement</b>	<b>582,935</b>	<b>1,180,220</b>	<b>1,279,088</b>	<b>1,268,626</b>	<b>1,301,928</b>	<b>1,162,049</b>
Traffic						
Personnel Services	-	-	-	-	-	371,512
Materials and Supplies	-	-	-	-	-	58,734
Contractual Services	-	-	-	-	-	174,293
<b>Subtotal Traffic</b>						<b>604,539</b>
Traffic Engineering						
Personnel Services	-	-	-	-	-	528,673
Materials and Supplies	-	-	-	-	-	8,502
Contractual Services	-	-	-	-	-	27,003
<b>Subtotal Traffic Engineering</b>	<b>-</b>	<b>-</b>	<b>-</b>	<b>-</b>	<b>-</b>	<b>564,178</b>
Traffic Signals						
Personnel Services	-	-	-	-	-	679,446
Materials and Supplies	-	-	-	-	-	272,115
Contractual Services	-	-	-	-	-	150,824
<b>Subtotal Traffic Signals</b>						<b>1,102,385</b>
Traffic Signs/Markings						
Personnel Services	-	-	-	-	-	648,514
Materials and Supplies	-	-	-	-	-	339,336
Contractual Services	-	-	-	-	-	56,530
<b>Subtotal Traffic Signs/Markings</b>	<b>-</b>	<b>-</b>	<b>-</b>	<b>-</b>	<b>-</b>	<b>1,044,380</b>
Traffic Street Lights						
Materials and Supplies	-	-	-	-	-	40,000
Contractual Services	-	-	-	-	-	2,079,085
<b>Subtotal Traffic Street Lights</b>	<b>-</b>	<b>-</b>	<b>-</b>	<b>-</b>	<b>-</b>	<b>2,119,085</b>
<b>Total Engineering</b>	<b>\$ 2,048,642</b>	<b>\$ 2,440,880</b>	<b>\$ 2,844,400</b>	<b>\$ 2,943,947</b>	<b>\$ 2,589,522</b>	<b>\$ 8,377,894</b>

**CITY OF LAREDO, TEXAS  
GENERAL FUND SUMMARY  
EXPENDITURES  
FY 2024-2025**

EXPENDITURES	ACTUAL FY 21-22	ACTUAL FY 22-23	ORIGINAL BUDGET FY 23-24	AMENDED BUDGET FY 23-24	TOTAL ESTIMATE FY 23-24	PROPOSED BUDGET FY 24-25
<b>Marketing and Communications</b>						
Marketing						
Other Charges	-	-	-	-	-	205,000
Subtotal Marketing	-	-	-	-	-	205,000
<b>Total Marketing and Communications</b>	<b>\$ -</b>	<b>\$ -</b>	<b>\$ -</b>	<b>\$ -</b>	<b>\$ -</b>	<b>\$ 205,000</b>
<b>IST Department</b>						
311 Program						
Personnel Services	284,113	305,455	-	-	-	-
Materials and Supplies	10,925	32,771	-	-	-	-
Contractual Services	61,369	70,254	-	-	-	-
Debt Service	545	545	-	-	-	-
Total 311 Program	356,952	409,025	-	-	-	-
<b>Total IST Department</b>	<b>\$ 356,952</b>	<b>\$ 409,025</b>	<b>\$ -</b>	<b>\$ -</b>	<b>\$ -</b>	<b>\$ -</b>
<b>Internal Audit</b>						
Internal Audit						
Personnel Services	-	-	-	-	-	440,279
Materials and Supplies	-	-	-	-	-	5,845
Contractual Services	-	-	-	-	-	39,706
Subtotal Internal Audit	-	-	-	-	-	485,830
<b>Total Internal Audit</b>	<b>\$ -</b>	<b>\$ -</b>	<b>\$ -</b>	<b>\$ -</b>	<b>\$ -</b>	<b>\$ 485,830</b>
<b>Economic Development</b>						
Personnel Services	352,409	330,580	642,950	642,950	373,536	637,821
Materials and Supplies	21,654	10,260	14,500	61,650	11,210	14,200
Contractual Services	75,023	129,438	80,212	160,678	151,509	86,918
Other Charges	-	-	50,000	50,000	50,000	50,000
Debt Service	633	633	629	629	629	1,504
<b>Total Economic Development</b>	<b>\$ 449,719</b>	<b>\$ 470,911</b>	<b>\$ 788,291</b>	<b>\$ 915,907</b>	<b>\$ 586,884</b>	<b>\$ 790,443</b>
<b>Community Development</b>						
Center for Non-Profit Mgmt.						
Personnel Services	31,471	34,315	72,986	73,281	72,986	70,065
Materials and Supplies	9,356	6,398	9,897	9,802	11,027	13,112
Contractual Services	11,180	11,036	13,785	14,765	13,835	12,026
Other Charges	-	-	-	170,000	65,000	1,060
Subtotal Center for Non-Profit Mgmt.	52,007	51,749	96,668	267,848	162,848	96,263
Real Estate						
Personnel Services	166,300	192,196	336,675	332,918	339,675	327,272
Materials and Supplies	6,190	1,576	6,365	5,925	5,865	8,628
Contractual Services	47,546	75,323	66,373	70,570	66,873	67,051
Other Charges	-	-	-	-	-	15,213
Subtotal Real Estate	220,036	269,095	409,413	409,413	412,413	418,164
<b>Total Community Development</b>	<b>\$ 272,043</b>	<b>\$ 320,844</b>	<b>\$ 506,081</b>	<b>\$ 677,261</b>	<b>\$ 575,261</b>	<b>\$ 514,427</b>

**CITY OF LAREDO, TEXAS  
GENERAL FUND SUMMARY  
EXPENDITURES  
FY 2024-2025**

EXPENDITURES	ACTUAL FY 21-22	ACTUAL FY 22-23	ORIGINAL BUDGET FY 23-24	AMENDED BUDGET FY 23-24	TOTAL ESTIMATE FY 23-24	PROPOSED BUDGET FY 24-25
<b>Other</b>						
Materials and Supplies	-	135,000	-	-	-	-
Capital Outlay	-	95,000	-	-	-	-
<b>Total Other</b>	<b>\$ -</b>	<b>\$ 230,000</b>	<b>\$ -</b>	<b>\$ -</b>	<b>\$ -</b>	<b>\$ -</b>
<b>TOTAL GENERAL GOVERNMENT</b>	<b>\$ 22,477,092</b>	<b>\$ 25,351,805</b>	<b>\$ 29,668,647</b>	<b>\$ 30,851,593</b>	<b>\$ 28,386,597</b>	<b>\$ 39,394,438</b>
<b>PUBLIC SAFETY</b>						
<b>Police</b>						
Administration / Training / I.A.						
Personnel Services	5,303,422	6,047,338	5,974,959	5,974,959	5,987,815	6,824,572
Materials and Supplies	124,672	112,294	101,351	105,120	105,120	109,204
Contractual Services	381,136	352,743	455,590	482,178	470,624	472,717
Other Charges	1,083	5,324	300	900	300	300
Debt Service	2,724	2,724	2,775	3,402	2,775	3,875
<b>Subtotal Administration / Training / I.A.</b>	<b>5,813,038</b>	<b>6,520,423</b>	<b>6,534,975</b>	<b>6,566,559</b>	<b>6,566,634</b>	<b>7,410,668</b>
Records / Property						
Personnel Services	1,623,755	2,234,020	2,001,785	2,001,785	2,001,785	2,054,083
Materials & Supplies	13,501	11,755	14,006	14,006	14,006	12,227
Contractual Services	102,569	102,500	119,869	126,069	125,609	143,896
Debt Service	3,608	3,608	3,675	3,675	3,675	3,880
<b>Subtotal Records / Property</b>	<b>1,743,433</b>	<b>2,351,883</b>	<b>2,139,335</b>	<b>2,145,535</b>	<b>2,145,075</b>	<b>2,214,086</b>
Autotheft						
Personnel Services	898,642	816,466	902,166	902,166	902,166	1,748,498
Materials and Supplies	14,138	12,268	14,376	14,376	14,376	14,998
Contractual Services	68,965	71,906	52,355	137,236	141,954	61,498
Capital Outlay	-	-	-	6,210	6,210	-
Debt Service	545	545	575	575	575	703
<b>Subtotal Autotheft</b>	<b>982,290</b>	<b>901,185</b>	<b>969,472</b>	<b>1,060,563</b>	<b>1,065,281</b>	<b>1,825,697</b>
Detective						
Personnel Services	9,052,962	9,014,552	8,984,183	8,984,183	8,997,597	8,906,654
Materials & Supplies	128,314	132,345	132,710	132,710	132,710	153,826
Contractual Services	267,444	330,848	421,324	441,100	455,112	493,042
Debt Service	2,802	2,802	2,900	2,900	2,900	3,634
<b>Subtotal Detective</b>	<b>9,451,523</b>	<b>9,480,548</b>	<b>9,541,117</b>	<b>9,560,893</b>	<b>9,588,319</b>	<b>9,557,156</b>
Narcotics / Pipeline / K-9						
Personnel Services	3,400,760	3,282,809	3,439,955	3,439,955	3,439,955	3,405,182
Materials & Supplies	44,807	45,947	42,667	45,667	45,667	42,232
Contractual Services	111,956	116,263	146,040	143,540	146,040	163,971
Debt Service	545	545	570	570	570	700
<b>Subtotal Narcotics / Pipeline / K-9</b>	<b>3,558,068</b>	<b>3,445,564</b>	<b>3,629,232</b>	<b>3,629,732</b>	<b>3,632,232</b>	<b>3,612,085</b>
911 Communication / LPD I.T.						
Personnel Services	2,693,467	3,072,051	3,447,240	3,447,240	3,497,907	3,995,189
Materials & Supplies	6,427	5,763	6,572	6,572	6,572	6,253
Contractual Services	57,289	80,402	118,827	94,795	118,827	133,581
Debt Service	545	545	575	575	575	1,335
<b>Subtotal 911 Communication / LPD IT</b>	<b>2,757,728</b>	<b>3,158,760</b>	<b>3,573,214</b>	<b>3,549,182</b>	<b>3,623,881</b>	<b>4,136,358</b>

**CITY OF LAREDO, TEXAS  
GENERAL FUND SUMMARY  
EXPENDITURES  
FY 2024-2025**

EXPENDITURES	ACTUAL FY 21-22	ACTUAL FY 22-23	ORIGINAL BUDGET FY 23-24	AMENDED BUDGET FY 23-24	TOTAL ESTIMATE FY 23-24	PROPOSED BUDGET FY 24-25
Criminal Int. Acquisition						
Personnel Services	24,787	1,010,119	1,112,392	1,112,392	1,112,392	1,160,973
Materials and Supplies	4,493	3,199	4,650	4,650	4,650	3,493
Contractual Services	24,616	30,412	43,919	33,436	45,466	45,448
Capital Outlay	-	28,341	-	-	-	-
Subtotal Criminal Int. Acquisition	53,895	1,072,070	1,160,961	1,150,478	1,162,508	1,209,914
Patrol Division						
Personnel Services	34,829,810	39,338,965	49,486,174	49,486,174	49,547,542	53,293,978
Materials and Supplies	1,930,161	2,448,439	1,813,746	2,263,737	2,271,123	1,928,842
Contractual Services	3,910,694	4,622,429	4,285,507	4,814,856	4,858,869	6,918,723
Other Charges	-	386	-	-	-	67,000
Capital Outlay	199,011	17,933	-	-	-	-
Debt Service	6,714	6,714	27,554	27,554	27,554	29,194
Subtotal Patrol Division	40,876,390	46,434,866	55,612,981	56,592,321	56,705,088	62,237,737
<b>Total Police</b>	<b>\$ 65,236,364</b>	<b>\$ 73,365,298</b>	<b>\$ 83,161,287</b>	<b>\$ 84,255,263</b>	<b>\$ 84,489,018</b>	<b>\$ 92,203,701</b>
<b>Fire</b>						
Administration						
Personnel Services	4,624,218	4,627,978	4,593,700	4,405,700	4,514,699	2,203,823
Materials and Supplies	785,512	915,513	647,628	682,561	689,610	635,487
Contractual Services	1,465,486	1,753,620	1,713,521	1,660,490	1,554,502	1,814,559
Other Charges	-	-	-	862,075	-	-
Capital Outlay	-	78,049	10,500	158,878	158,878	-
Debt Service	193,723	193,723	-	-	-	-
Subtotal Administration	7,068,939	7,568,883	6,965,349	7,769,704	6,917,689	4,653,869
EMS						
Personnel Services	1,664,196	1,783,803	1,763,308	1,763,308	1,763,308	1,480,975
Materials and Supplies	686,216	881,055	670,619	637,026	771,460	713,141
Contractual Services	384,606	386,952	404,666	597,370	690,591	528,327
Capital Outlay	190,925	-	10,260	-	-	-
Subtotal EMS	2,925,943	3,051,810	2,848,853	2,997,704	3,225,359	2,722,443
EMS - EMS Training						
Personnel Services	-	-	-	-	-	3,573,487
Materials and Supplies	-	-	-	-	-	66,553
Contractual Services	-	-	-	-	-	28,696
Subtotal EMS - EMS Training	-	-	-	-	-	3,668,736
Civilians						
Personnel Services	913,083	948,478	1,137,457	1,138,457	1,061,819	1,159,165
Contractual Services	30,845	33,595	42,447	44,102	40,792	52,476
Subtotal Civilians	943,928	982,073	1,179,904	1,182,559	1,102,611	1,211,641
Fire Prevention & Arson						
Personnel Services	1,969,551	1,775,868	1,951,646	2,012,646	2,002,646	2,370,110
Materials and Supplies	38,241	39,126	26,799	25,095	26,395	17,007
Contractual Services	48,697	53,714	60,850	62,533	66,455	58,712
Subtotal Fire Prevention & Arson	2,056,489	1,868,707	2,039,295	2,100,274	2,095,496	2,445,829
Airport						
Personnel Services	1,335,679	1,178,180	1,378,264	1,400,264	1,378,269	1,373,814
Materials and Supplies	33,732	46,929	60,110	72,109	54,084	31,741
Contractual Services	43,649	77,630	51,662	51,823	54,809	56,579
Subtotal Airport	1,413,059	1,302,738	1,490,036	1,524,196	1,487,162	1,462,134

**CITY OF LAREDO, TEXAS  
GENERAL FUND SUMMARY  
EXPENDITURES  
FY 2024-2025**

EXPENDITURES	ACTUAL FY 21-22	ACTUAL FY 22-23	ORIGINAL BUDGET FY 23-24	AMENDED BUDGET FY 23-24	TOTAL ESTIMATE FY 23-24	PROPOSED BUDGET FY 24-25
Training (In-House)						
Personnel Services	635,808	6,309,515	4,675,167	4,709,167	3,990,956	4,883,923
Materials and Supplies	390,615	495,075	439,418	651,146	623,961	418,237
Contractual Services	114,438	92,507	163,747	241,505	199,918	201,449
Other Charges	325	-	-	-	-	510,663
Capital Outlay	15,185	15,450	8,550	-	-	-
Subtotal Training (In-House)	1,156,371	6,912,547	5,286,882	5,601,818	4,814,835	6,014,272
Emergency Management						
Materials and Supplies	8,878	25,704	1,913	2,533	2,124	1,913
Contractual Services	19,867	4,064	45,396	24,989	45,396	20,936
Subtotal Emergency Management	28,745	29,768	47,309	27,522	47,520	22,849
Suppression						
Personnel Services	50,662,619	45,284,130	49,776,677	49,846,677	49,776,668	51,099,092
Materials and Supplies	-	4,299	-	148,998	263,990	117,735
Contractual Services	192,605	204,422	204,097	369,815	671,968	834,736
Other Charges	10,531	-	-	-	-	-
Subtotal Suppression	50,865,755	45,492,851	49,980,774	50,365,490	50,712,626	52,051,563
<b>Total Fire</b>	<b>\$ 66,459,229</b>	<b>\$ 67,209,378</b>	<b>\$ 69,838,402</b>	<b>\$ 71,569,267</b>	<b>\$ 70,403,298</b>	<b>\$ 74,253,336</b>
<b>Traffic</b>						
Traffic						
Personnel Services	354,231	402,763	420,976	420,976	383,528	-
Materials and Supplies	41,234	29,322	35,092	41,013	37,616	-
Contractual Services	174,718	164,806	232,993	222,060	234,920	-
Subtotal Traffic	570,183	596,891	689,061	684,049	656,064	-
Engineering						
Personnel Services	315,748	257,191	443,190	443,190	443,190	-
Materials and Supplies	5,102	11,533	8,898	9,204	9,204	-
Contractual Services	14,569	12,960	18,172	52,672	27,672	-
Subtotal Engineering	335,419	281,684	470,260	505,066	480,066	-
Signals						
Personnel Services	521,487	543,484	609,119	609,119	609,119	-
Materials and Supplies	175,146	329,746	283,118	321,904	296,404	-
Contractual Services	123,436	124,075	173,962	175,152	175,152	-
Capital Outlay	-	-	-	167,242	166,942	-
Subtotal Signals	820,069	997,305	1,066,199	1,273,417	1,247,617	-
Signs/Markings						
Personnel Services	489,827	509,852	674,278	674,278	514,282	-
Materials and Supplies	319,418	284,212	332,462	304,261	294,771	-
Contractual Services	46,651	69,485	61,471	61,890	60,554	-
Subtotal Signs/Markings	855,896	863,549	1,068,211	1,040,429	869,607	-
Street Lights						
Materials and Supplies	23,471	124	40,000	-	4,000	-
Contractual Services	1,896,174	1,865,201	2,317,921	2,320,568	1,965,989	-
Subtotal Street Lights	1,919,645	1,865,325	2,357,921	2,320,568	1,969,989	-
<b>Total Traffic</b>	<b>\$ 4,501,212</b>	<b>\$ 4,604,754</b>	<b>\$ 5,651,652</b>	<b>\$ 5,823,529</b>	<b>\$ 5,223,343</b>	<b>\$ -</b>
<b>TOTAL PUBLIC SAFETY</b>	<b>\$ 136,196,805</b>	<b>\$ 145,179,430</b>	<b>\$ 158,651,341</b>	<b>\$ 161,648,059</b>	<b>\$ 160,115,659</b>	<b>\$ 166,457,037</b>



**CITY OF LAREDO, TEXAS  
GENERAL FUND SUMMARY  
EXPENDITURES  
FY 2024-2025**

EXPENDITURES	ACTUAL FY 21-22	ACTUAL FY 22-23	ORIGINAL BUDGET FY 23-24	AMENDED BUDGET FY 23-24	TOTAL ESTIMATE FY 23-24	PROPOSED BUDGET FY 24-25
<b>PUBLIC WORKS</b>						
Public Works						
Administration						
Personnel Services	519,071	531,765	549,229	549,229	550,403	568,504
Materials and Supplies	6,943	12,754	17,636	15,637	22,537	18,394
Contractual Services	373,822	340,835	415,536	419,570	421,146	441,822
Debt Service	1,090	1,090	1,199	1,199	1,045	1,199
<b>Subtotal Administration</b>	<b>900,926</b>	<b>886,444</b>	<b>983,600</b>	<b>985,635</b>	<b>995,131</b>	<b>1,029,919</b>
Street Maintenance						
Personnel Services	337,355	373,036	543,442	543,442	543,442	548,025
Materials and Supplies	198,062	272,129	175,712	175,829	159,486	172,021
Contractual Services	189,996	147,708	240,787	240,787	240,787	137,813
<b>Subtotal Street Maintenance</b>	<b>725,413</b>	<b>792,873</b>	<b>959,941</b>	<b>960,058</b>	<b>943,715</b>	<b>857,859</b>
Street Construction						
Personnel Services	1,147,807	2,160,979	3,229,118	3,229,118	3,171,098	3,148,302
Materials and Supplies	555,827	995,957	604,126	611,287	609,803	621,395
Contractual Services	713,789	880,928	907,410	907,410	907,410	1,245,251
Other Charges	-	-	4,500	4,500	4,500	4,500
Capital Outlay	-	-	-	8,600	8,600	-
<b>Subtotal Street Construction</b>	<b>2,417,423</b>	<b>4,037,864</b>	<b>4,745,154</b>	<b>4,760,915</b>	<b>4,701,411</b>	<b>5,019,448</b>
Street Cleaning						
Personnel Services	593,516	793,855	1,253,264	1,253,264	1,253,264	1,216,114
Materials and Supplies	141,053	138,815	153,009	153,487	155,487	161,222
Contractual Services	663,505	463,044	866,196	870,188	866,196	612,159
<b>Subtotal Street Cleaning</b>	<b>1,398,074</b>	<b>1,395,714</b>	<b>2,272,469</b>	<b>2,276,939</b>	<b>2,274,947</b>	<b>1,989,495</b>
Building Rehab						
Personnel Services	755,924	941,368	1,120,838	1,120,838	1,121,838	1,140,573
Materials and Supplies	36,874	61,828	43,446	46,097	57,039	49,301
Contractual Services	33,051	39,075	59,312	66,489	61,147	52,194
<b>Subtotal Building Rehab</b>	<b>825,849</b>	<b>1,042,271</b>	<b>1,223,596</b>	<b>1,233,424</b>	<b>1,240,024</b>	<b>1,242,068</b>
Warehouse						
Personnel Services	74,322	84,943	95,758	95,758	95,758	98,687
Materials and Supplies	128,234	88,288	92,654	99,603	104,499	120,517
Contractual Services	5,001	4,916	14,154	14,154	14,824	17,109
<b>Subtotal Warehouse</b>	<b>207,557</b>	<b>178,147</b>	<b>202,566</b>	<b>209,515</b>	<b>215,081</b>	<b>236,313</b>
Special Constr. Projects						
Personnel Services	439,796	533,559	315,562	315,562	318,712	315,562
Materials and Supplies	7,453	25,583	-	30,000	30,000	-
Contractual Services	-	-	-	-	-	23,317
<b>Subtotal Special Constr. Projects</b>	<b>447,249</b>	<b>559,142</b>	<b>315,562</b>	<b>345,562</b>	<b>348,712</b>	<b>338,879</b>
Cemetery						
Personnel Services	449,622	498,985	519,528	519,528	519,528	553,849
Materials and Supplies	83,940	82,015	111,732	144,742	139,842	144,401
Contractual Services	122,078	132,969	166,007	162,629	220,556	193,931
Other Charges	-	-	-	-	-	-
Capital Outlay	94,695	-	-	25,440	25,440	-
Debt Service	545	545	600	600	600	600
<b>Subtotal Cemetery</b>	<b>750,880</b>	<b>714,514</b>	<b>797,867</b>	<b>852,939</b>	<b>905,966</b>	<b>892,781</b>
<b>Total Public Works</b>	<b>\$ 7,673,371</b>	<b>\$ 9,606,969</b>	<b>\$ 11,500,755</b>	<b>\$ 11,624,987</b>	<b>\$ 11,624,987</b>	<b>\$ 11,606,762</b>

**CITY OF LAREDO, TEXAS  
GENERAL FUND SUMMARY  
EXPENDITURES  
FY 2024-2025**

EXPENDITURES	ACTUAL FY 21-22	ACTUAL FY 22-23	ORIGINAL BUDGET FY 23-24	AMENDED BUDGET FY 23-24	TOTAL ESTIMATE FY 23-24	PROPOSED BUDGET FY 24-25
Other						
Contractual Services	1,288	-	-	-	-	-
<b>TOTAL PUBLIC WORKS</b>	<b>\$ 7,674,659</b>	<b>\$ 9,606,969</b>	<b>\$ 11,500,755</b>	<b>\$ 11,624,987</b>	<b>\$ 11,624,987</b>	<b>\$ 11,606,762</b>
<b>HEALTH AND WELFARE</b>						
<b>Aid to Other Agencies</b>						
Smiles From Heaven	-	-	55,000	55,000	55,000	-
Volunteers Svng Needy	10,962	10,962	10,962	10,962	10,962	15,000
Mercy Ministries	21,000	20,000	21,000	21,000	21,000	21,000
Catholic Char. Diocese Ld	11,000	11,000	15,763	15,763	15,763	24,000
Laredo Cancer Society	19,223	19,687	-	-	-	-
Neighbor Works Laredo	-	10,000	14,763	14,763	14,763	20,000
Imaginarium of South Tx	10,000	9,941	10,000	10,000	10,000	10,000
Laredo Stroke Support	7,270	10,000	10,000	10,000	10,000	15,000
Laredo Film Society	-	13,007	-	-	-	-
Laredo Tennis Association	-	18,329	18,333	18,333	18,333	20,000
Laredo Philharmonic Association	-	-	35,000	35,000	35,000	38,000
Crime Stoppers Inc.	25,000	24,850	25,000	25,000	25,000	-
Laredo Regional Food Bank	-	-	25,000	25,000	25,000	5,000
South Texas Food Bank	10,000	-	-	-	-	-
COWL Rehab	50,000	50,000	50,000	50,000	50,000	96,000
Bethany House	25,000	25,000	29,762	29,763	29,762	-
SCAN	13,500	13,500	13,500	13,500	13,500	-
Children's International Advocacy	26,983	27,000	27,000	27,000	27,000	50,000
Boy's and Girl's Club of Laredo	50,000	50,000	50,000	50,000	50,000	-
Youth Commission	4,530	1,136	-	-	-	-
Border Area Nutritional Council	10,000	-	-	-	-	-
Literacy List of America	4,908	4,261	6,000	6,000	6,000	-
Sacred Heart Children's Home	15,000	15,000	15,000	15,000	15,000	15,000
Rio Grande International Study Center	10,000	10,000	10,000	10,000	10,000	48,000
Casa de Misericordia	15,000	15,000	19,763	19,763	19,763	30,000
Homeless Services	-	-	-	500,000	500,000	500,000
Mexican Cultural Institute	-	-	-	-	-	15,000
Laredo Main Street Prog	50,000	25,000	25,000	25,000	25,000	-
Kidney Foundation of Laredo	6,894	9,653	14,763	14,763	14,763	-
Holding Inst. Learning Center	3,521	-	-	-	-	-
Area Health Ed Center Rio Grande	2,500	21,584	20,334	20,334	20,334	48,000
Special Olympics-Area 21	5,773	9,969	10,000	10,000	10,000	-
Laredo Amateur Boxing	6,031	7,075	7,500	7,500	7,500	9,000
PAL - Pet Alive Laredo	-	-	10,000	10,000	10,000	-
<b>Total Aid to Other Agencies</b>	<b>\$ 414,095</b>	<b>\$ 431,954</b>	<b>\$ 549,443</b>	<b>\$ 1,049,444</b>	<b>\$ 1,049,443</b>	<b>\$ 979,000</b>
<b>Animal Care Services</b>						
Personnel Services	1,743,959	2,106,137	2,572,193	2,572,193	2,453,362	-
Materials and Supplies	542,495	583,946	625,984	949,197	819,783	-
Contractual Services	602,845	608,289	755,846	1,014,692	844,859	-
Other Charges	270	75	-	-	-	-
Capital Outlay	52,647	33,921	-	47,887	47,887	-
Debt Service	1,090	1,090	1,206	1,206	1,089	-
<b>Total Animal Care Services</b>	<b>\$ 2,943,306</b>	<b>\$ 3,333,458</b>	<b>\$ 3,955,229</b>	<b>\$ 4,585,175</b>	<b>\$ 4,166,980</b>	<b>\$ -</b>
<b>Community Development</b>						
Non CDBG Code Enforcement						
Personnel Services	203,501	249,632	266,643	266,787	266,787	249,799
Materials and Supplies	13,493	10,301	13,588	13,570	14,070	14,102
Contractual Services	93,526	105,929	93,602	93,661	93,161	79,504
Other Charges	-	-	-	-	-	1,719
Subtotal Code Enforcement	310,520	365,862	373,833	374,018	374,018	345,124

**CITY OF LAREDO, TEXAS  
GENERAL FUND SUMMARY  
EXPENDITURES  
FY 2024-2025**

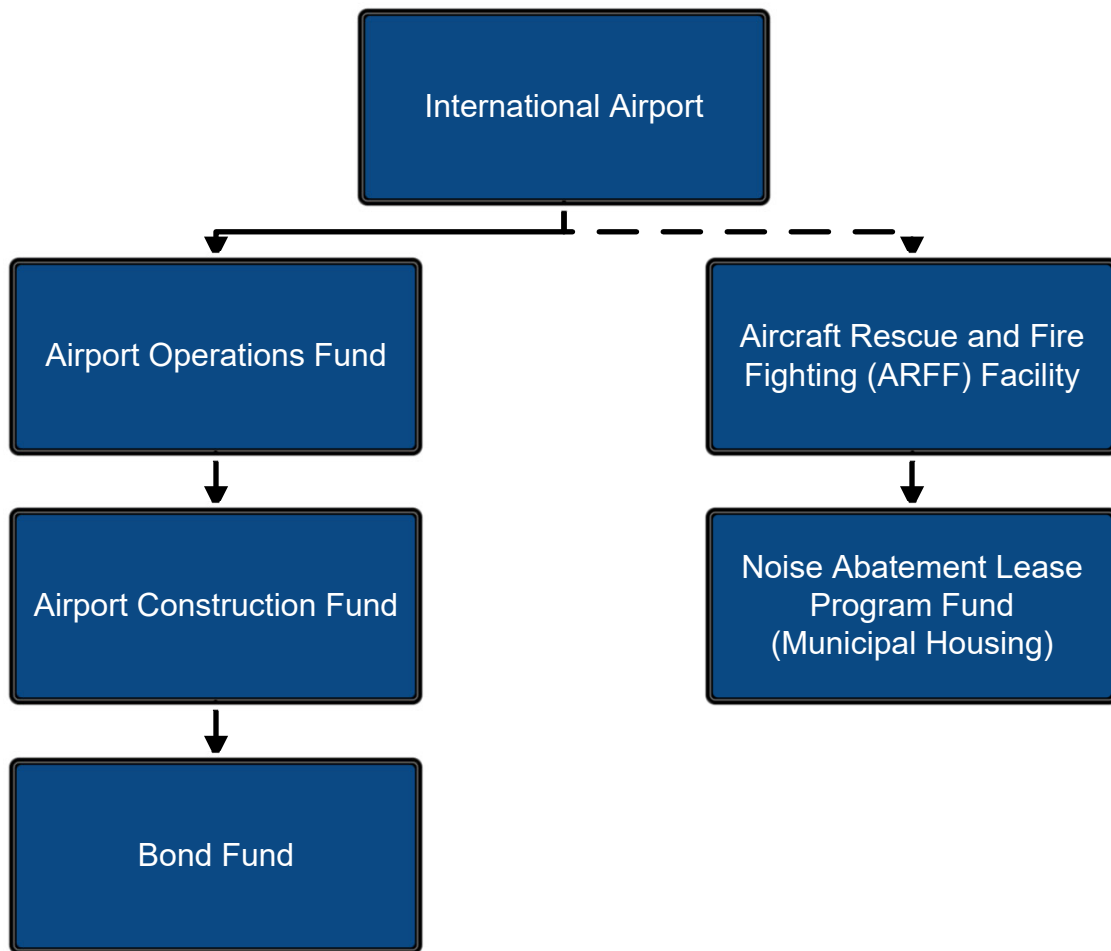
EXPENDITURES	ACTUAL FY 21-22	ACTUAL FY 22-23	ORIGINAL BUDGET FY 23-24	AMENDED BUDGET FY 23-24	TOTAL ESTIMATE FY 23-24	PROPOSED BUDGET FY 24-25
Covid - Public Health						
Materials and Supplies	9,118	-	-	-	-	-
Contractual Services	4,294	-	-	-	-	-
Subtotal Public Health	13,412	-	-	-	-	-
Covid Vaccine Drives						
Contractual Services	15,961	-	-	-	-	-
Subtotal Covid Vaccine Drives	15,961	-	-	-	-	-
Shelter and Services Prog.						
Other Charges	-	-	-	5,961,992	-	-
Subtotal Shelter and Services Prog.	-	-	-	5,961,992	-	-
<b>Total Community Development</b>	<b>\$ 339,893</b>	<b>\$ 365,862</b>	<b>\$ 373,833</b>	<b>\$ 6,336,010</b>	<b>\$ 374,018</b>	<b>\$ 345,124</b>
<b>TOTAL HEALTH AND WELFARE</b>	<b>\$ 3,697,292</b>	<b>\$ 4,131,273</b>	<b>\$ 4,878,505</b>	<b>\$ 11,970,629</b>	<b>\$ 5,590,441</b>	<b>\$ 1,324,124</b>
<b>CULTURE AND RECREATION</b>						
<b>Parks and Recreation Services</b>						
Parks Administration						
Personnel Services	684,536	790,864	907,698	907,698	866,881	798,065
Materials and Supplies	41,509	35,917	25,899	26,291	26,291	27,085
Contractual Services	62,717	115,540	84,481	92,695	110,164	101,453
Capital Outlay	-	18,100	-	-	-	-
Debt Service	1,178	1,178	1,303	1,303	1,303	1,303
Subtotal Parks Administration	789,940	961,599	1,019,381	1,027,987	1,004,639	927,906
Parks Maintenance						
Personnel Services	2,560,370	3,701,098	5,145,342	5,145,342	5,316,409	4,865,771
Materials and Supplies	800,780	961,510	791,785	850,613	858,813	831,346
Contractual Services	3,273,100	3,785,825	3,841,514	4,032,321	3,935,269	4,223,237
Other Charges	-	(250)	-	-	-	-
Capital Outlay	-	13,660	-	80,400	-	-
Subtotal Parks Maintenance	6,634,250	8,461,843	9,778,641	10,108,676	10,110,491	9,920,354
Horticulture/Forestry						
Personnel Services	199,432	209,689	215,828	215,828	224,650	223,685
Materials and Supplies	51,627	69,475	66,058	80,853	80,853	66,889
Contractual Services	16,078	89,788	67,790	29,990	91,198	88,895
Subtotal Horticulture/Forestry	267,137	368,952	349,676	326,671	396,701	379,469
Aquatics						
Personnel Services	1,158,932	1,540,613	1,772,858	1,772,858	1,772,858	1,779,743
Materials and Supplies	401,226	423,576	333,721	442,388	443,888	337,470
Contractual Services	69,738	126,108	210,961	171,050	169,550	218,610
Other Charges	(10)	(21)	-	-	-	-
Debt Service	545	545	600	600	543	600
Subtotal Aquatics	1,630,431	2,090,821	2,318,140	2,386,896	2,386,839	2,336,423
Recreation Centers						
Personnel Services	1,973,395	2,978,287	4,251,772	4,251,772	4,251,772	4,371,032
Materials and Supplies	349,900	333,549	324,398	360,455	369,596	300,478
Contractual Services	1,160,193	1,190,530	1,220,104	1,330,691	1,298,965	1,268,015
Other Charges	15	(1,313)	154,569	169	-	154,569
Capital Outlay	83,101	92,888	-	25,095	-	-
Debt Service	5,796	5,796	6,376	6,376	5,658	6,376
Subtotal Recreation Centers	3,572,400	4,599,737	5,957,219	5,974,558	5,925,991	6,100,470

**CITY OF LAREDO, TEXAS  
GENERAL FUND SUMMARY  
EXPENDITURES  
FY 2024-2025**

EXPENDITURES	ACTUAL FY 21-22	ACTUAL FY 22-23	ORIGINAL BUDGET FY 23-24	AMENDED BUDGET FY 23-24	TOTAL ESTIMATE FY 23-24	PROPOSED BUDGET FY 24-25
Special Events						
Personnel Services	-	-	-	-	-	499,463
Materials and Supplies	-	-	-	-	-	26,200
Contractual Services	-	-	-	-	-	51,600
Subtotal Special Events	-	-	-	-	-	577,263
Construction Maintenance						
Personnel Services	-	-	-	-	-	1,033,148
Subtotal Construction Maintenance	-	-	-	-	-	1,033,148
<b>Total Parks and Recreation</b>	<b>\$ 12,894,158</b>	<b>\$ 16,482,952</b>	<b>\$ 19,423,057</b>	<b>\$ 19,824,788</b>	<b>\$ 19,824,661</b>	<b>\$ 21,275,033</b>
<b>Library</b>						
Library - Main Branch						
Personnel Services	1,662,252	1,720,484	1,930,271	1,930,271	1,930,271	1,952,287
Materials and Supplies	412,508	397,690	413,722	448,731	456,361	412,669
Contractual Services	461,340	476,473	515,690	537,870	539,659	544,249
Other Charges	(31)	(19)	35	35	135	35
Capital Outlay	7,221	64,205	-	-	-	-
Debt Service	633	633	603	603	628	603
Subtotal Library - Main Branch	2,543,923	2,659,466	2,860,321	2,917,510	2,927,054	2,909,843
Library - MOS Branch						
Personnel Services	549,668	587,167	667,668	667,668	667,668	714,954
Materials and Supplies	189,295	173,821	176,363	193,047	194,349	176,405
Contractual Services	167,779	174,373	178,205	189,783	188,667	184,517
Other Charges	-	-	35	35	35	35
Capital Outlay	2,460	-	-	-	-	-
Subtotal Library - MOS Branch	909,202	935,361	1,022,271	1,050,533	1,050,719	1,075,911
Library - Bruni Plaza Branch						
Personnel Services	13,550	99,806	127,299	127,299	127,299	131,697
Materials and Supplies	16,595	23,880	24,525	25,937	26,057	24,899
Contractual Services	15,735	21,936	23,346	38,395	38,313	34,954
Debt Service	545	545	603	603	603	603
Subtotal Library - Bruni Plaza Branch	46,425	146,167	175,773	192,234	192,272	192,153
Library - Bookmobile Unit						
Personnel Services	8,217	61,114	67,433	67,433	67,433	69,840
Materials and Supplies	6,979	5,640	7,226	7,863	7,863	7,287
Contractual Services	4,724	13,683	7,902	7,852	7,902	7,362
Subtotal Library - Bookmobile Unit	19,920	80,437	82,561	83,148	83,198	84,489
Northwest Library						
Personnel Services	135,092	126,600	160,760	160,760	160,760	141,479
Materials and Supplies	36,473	50,673	47,779	56,762	57,763	47,779
Contractual Services	32,819	67,633	44,075	59,045	47,515	42,012
Other Charges	-	-	5	5	5	5
Subtotal Northwest Library	204,384	244,906	252,619	276,572	266,043	231,275
Inner City Branch						
Personnel Services	69,548	70,875	162,395	162,395	162,395	159,453
Materials and Supplies	36,523	46,136	41,262	46,412	46,962	40,662
Contractual Services	43,317	32,604	37,220	40,051	39,551	51,992
Other Charges	7	-	30	30	30	30
Debt Service	545	545	603	603	544	603
Subtotal Inner City Branch	149,940	150,160	241,510	249,491	249,482	252,740

**CITY OF LAREDO, TEXAS  
GENERAL FUND SUMMARY  
EXPENDITURES  
FY 2024-2025**

EXPENDITURES	ACTUAL FY 21-22	ACTUAL FY 22-23	ORIGINAL BUDGET FY 23-24	AMENDED BUDGET FY 23-24	TOTAL ESTIMATE FY 23-24	PROPOSED BUDGET FY 24-25
Arts & Culture						
Personnel Services	-	-	-	-	-	80,105
Subtotal Arts & Culture	-	-	-	-	-	80,105
<b>Total Library</b>	<b>\$ 3,873,794</b>	<b>\$ 4,216,497</b>	<b>\$ 4,635,055</b>	<b>\$ 4,769,488</b>	<b>\$ 4,768,768</b>	<b>\$ 4,826,516</b>
Other						
Contractual Services	681,531	672,731	50,000	3,453,794	-	-
<b>Total Other</b>	<b>\$ 681,531</b>	<b>\$ 672,731</b>	<b>\$ 50,000</b>	<b>\$ 3,453,794</b>	<b>\$ -</b>	<b>\$ -</b>
<b>TOTAL CULTURE &amp; RECREATION</b>	<b>\$ 17,449,484</b>	<b>\$ 21,372,181</b>	<b>\$ 24,108,112</b>	<b>\$ 28,048,070</b>	<b>\$ 24,593,429</b>	<b>\$ 26,101,549</b>
<b>OTHER FINANCING USES</b>						
<b>Other</b>						
Contractual Services	3,415,836	2,853,158	2,529,887	3,828,572	3,164,221	1,074,400
Other charges	3,248,037	3,973,057	7,755,330	6,123,884	4,080,393	11,278,057
Capital Outlay	24,610,113	16,143,525	-	23,785	-	-
Debt services	411,834	411,834	411,834	411,834	411,833	411,833
Employee X-Mas Party	46,407	30,051	50,000	53,900	53,900	55,000
Insurance	2,073,515	2,413,746	3,108,964	3,108,805	3,108,805	3,538,374
<b>Total Other</b>	<b>\$ 33,805,742</b>	<b>\$ 25,825,371</b>	<b>\$ 13,856,015</b>	<b>\$ 13,550,780</b>	<b>\$ 10,819,152</b>	<b>\$ 16,357,664</b>
<b>Transfers Out</b>						
Auto Theft Task Force	441,968	482,287	482,700	482,700	482,700	918,328
Health Department Grants	3,358,012	3,423,417	3,919,292	3,919,292	3,919,292	9,028,739
Special Police Program	1,196,965	887,155	1,191,706	1,191,706	1,084,207	3,255,852
Environmental Services	169,881	-	-	-	-	-
Special Fire Grants	2,318	38,837	132,710	132,710	-	2,377,135
Max Mandel Golf Course	789,895	703,819	666,980	666,980	994,695	840,554
Detoxification Center	-	1,830,440	360,000	360,000	360,000	360,000
Capital Improvements Fund	14,976,797	4,516,270	-	-	-	-
Solid Waste Fund	551,353	-	-	-	-	-
Health and Benefits	2,000,000	-	-	-	-	-
<b>Total Transfers Out</b>	<b>\$ 23,487,189</b>	<b>\$ 11,882,225</b>	<b>\$ 6,753,388</b>	<b>\$ 6,753,388</b>	<b>\$ 6,840,894</b>	<b>\$ 16,780,608</b>
<b>TOTAL OTHER FINANCING USES</b>	<b>\$ 57,292,931</b>	<b>\$ 37,707,596</b>	<b>\$ 20,609,403</b>	<b>\$ 20,304,168</b>	<b>\$ 17,660,046</b>	<b>\$ 33,138,272</b>
<b>TOTAL EXPENDITURES</b>	<b>\$ 244,788,263</b>	<b>\$ 243,349,254</b>	<b>\$ 249,416,763</b>	<b>\$ 264,447,506</b>	<b>\$ 247,971,159</b>	<b>\$ 278,022,182</b>



**CITY OF LAREDO, TEXAS  
INTERNATIONAL AIRPORT  
OPERATING FUND  
FY 2024 - 2025**

	<u>ACTUAL FY 21-22</u>	<u>ACTUAL FY 22-23</u>	<u>ORIGINAL BUDGET FY 23-24</u>	<u>AMENDED BUDGET FY 23-24</u>	<u>TOTAL ESTIMATE FY 23-24</u>	<u>PROPOSED BUDGET FY 24-25</u>
<b>OPENING BALANCE</b>	<b>\$17,188,299</b>	<b>\$25,674,164</b>	<b>\$18,520,945</b>	<b>\$29,021,859</b>	<b>\$29,021,859</b>	<b>\$30,098,382</b>
<b>REVENUES</b>						
Intergovernmental Revenue	2,122,300	4,143,839	5,106,904	20,286,291	17,456,862	16,635
Fees and Collections	727,991	674,753	682,252	682,252	747,918	784,363
Rents, Royalties and Interest	7,753,642	8,321,994	8,566,361	8,566,361	9,632,033	9,782,651
Reimburse and Miscellaneous	5,473,567	521,588	532,650	6,909,618	4,621,431	781,428
Other Financing Sources	827,520	550,000	550,000	550,000	550,000	550,000
<b>TOTAL REVENUES</b>	<b>16,905,019</b>	<b>14,212,174</b>	<b>15,438,167</b>	<b>36,994,522</b>	<b>33,008,244</b>	<b>11,915,077</b>
<b>TOTAL AVAILABLE</b>	<b>34,093,318</b>	<b>39,886,338</b>	<b>33,959,112</b>	<b>66,016,381</b>	<b>62,030,103</b>	<b>42,013,459</b>
<b>EXPENDITURES</b>						
<b>AIRPORT ADMINISTRATION</b>						
Personnel Services	797,776	892,886	1,051,511	1,051,511	1,080,787	1,136,024
Materials and Supplies	73,997	45,343	57,985	65,479	42,737	44,394
Contractual Services	3,195,076	3,194,686	3,781,905	5,094,605	3,979,237	4,297,830
Other Charges	40,004	362	2,604,301	8,257,210	0	2,600,225
Capital Outlay	0	663,820	0	7,628,259	3,758	0
Intergovernmental Transfers	28,506	47,823	50,000	243,820	216,990	402,716
<b>TOTAL AIRPORT ADMINISTRATION</b>	<b>4,135,359</b>	<b>4,844,920</b>	<b>7,545,702</b>	<b>22,340,884</b>	<b>5,323,509</b>	<b>8,481,189</b>
<b>BUILDING MAINTENANCE</b>						
Personnel Services	614,166	766,425	855,916	859,245	900,407	878,487
Materials and Supplies	121,599	176,400	542,862	354,089	235,979	249,613
Contractual Services	659,394	667,555	1,527,178	1,525,897	1,315,303	1,548,710
Capital Outlay	0	109,943	22,000	86,639	86,384	149,000
<b>TOTAL BUILDING MAINTENANCE</b>	<b>1,395,159</b>	<b>1,720,322</b>	<b>2,947,956</b>	<b>2,825,870</b>	<b>2,538,073</b>	<b>2,825,810</b>
<b>GROUND MAINTENANCE</b>						
Personnel Services	527,745	562,212	639,237	639,237	552,593	770,915
Materials and Supplies	149,594	141,820	325,856	329,501	181,438	224,853
Contractual Services	191,599	290,666	377,587	397,555	363,295	496,064
Capital Outlay	0	120,493	101,000	229,074	193,074	30,000
<b>TOTAL GROUND MAINTENANCE</b>	<b>868,937</b>	<b>1,115,191</b>	<b>1,443,680</b>	<b>1,595,367</b>	<b>1,290,400</b>	<b>1,521,832</b>

**CITY OF LAREDO, TEXAS  
INTERNATIONAL AIRPORT  
OPERATING FUND  
FY 2024 - 2025**

	<u>ACTUAL FY 21-22</u>	<u>ACTUAL FY 22-23</u>	<u>ORIGINAL BUDGET FY 23-24</u>	<u>AMENDED BUDGET FY 23-24</u>	<u>TOTAL ESTIMATE FY 23-24</u>	<u>PROPOSED BUDGET FY 24-25</u>
<b>AIRPORT SECURITY</b>						
Personnel Services	1,339,689	1,691,795	1,793,641	1,793,641	1,789,385	1,848,055
Materials and Supplies	85,357	222,552	192,591	161,020	161,659	228,635
Contractual Services	186,444	387,150	283,641	352,639	240,039	392,904
Other Charges	0	0	14,665	14,665	0	0
Capital Outlay	11,575	96,317	120,000	310,531	101,480	167,700
Debt Service	71,128	71,128	0	0	0	0
<b>TOTAL AIRPORT SECURITY</b>	<b>1,694,192</b>	<b>2,468,941</b>	<b>2,404,538</b>	<b>2,632,496</b>	<b>2,292,563</b>	<b>2,637,294</b>
<b>FAA GRANT 105</b>						
Capital Outlay	0	0	0	1,646,457	1,646,457	0
<b>TOTAL FAA GRANT 105</b>	<b>0</b>	<b>0</b>	<b>0</b>	<b>1,646,457</b>	<b>1,646,457</b>	<b>0</b>
<b>FAA GRANT 106</b>						
Capital Outlay	0	0	0	5,976,971	5,976,971	0
<b>TOTAL FAA GRANT 106</b>	<b>0</b>	<b>0</b>	<b>0</b>	<b>5,976,971</b>	<b>5,976,971</b>	<b>0</b>
<b>FOREIGN TRADE ZONE</b>						
Personnel Services	7,447	2,473	26,129	26,129	2,598	53,487
Materials and Supplies	0	0	900	900	810	900
Contractual Services	500	500	21,535	17,635	10,475	20,400
<b>TOTAL FOREIGN TRADE ZONE</b>	<b>7,947</b>	<b>2,973</b>	<b>48,564</b>	<b>44,664</b>	<b>13,883</b>	<b>74,787</b>
<b>SMALL COMM.AIR SERV. DEV</b>						
Contractual Services	0	30,604	360,000	369,395	195,600	0
<b>TOTAL SMALL COMM.AIR SERV. DEV</b>	<b>0</b>	<b>30,604</b>	<b>360,000</b>	<b>369,395</b>	<b>195,600</b>	<b>0</b>
<b>FAA GRANT 103</b>						
Other Charges	0	0	2,500,000	0	0	0
Capital Outlay	0	221,215	0	2,410,364	2,410,364	0
<b>TOTAL FAA GRANT 103</b>	<b>0</b>	<b>221,215</b>	<b>2,500,000</b>	<b>2,410,364</b>	<b>2,410,364</b>	<b>0</b>



**CITY OF LAREDO, TEXAS  
INTERNATIONAL AIRPORT  
OPERATING FUND  
FY 2024 - 2025**

	<u>ACTUAL FY 21-22</u>	<u>ACTUAL FY 22-23</u>	<u>ORIGINAL BUDGET FY 23-24</u>	<u>AMENDED BUDGET FY 23-24</u>	<u>TOTAL ESTIMATE FY 23-24</u>	<u>PROPOSED BUDGET FY 24-25</u>
<b>FEDERAL INSPECTION SERVCs</b>						
Personnel Services	225,389	232,707	297,099	297,128	304,447	282,036
Materials and Supplies	2,842	1,736	20,265	20,531	3,801	11,220
Contractual Services	59,630	59,878	87,883	98,986	56,192	72,040
<b>TOTAL FEDERAL INSPECTION SERVCs</b>	<b>287,860</b>	<b>294,321</b>	<b>405,247</b>	<b>416,645</b>	<b>364,440</b>	<b>365,296</b>
<b>OPERATION STONEGARDEN</b>						
Personnel Services	29,700	11,427	12,710	21,293	19,420	12,736
Other Charges	0	0	0	165,766	0	0
Capital Outlay	0	57,070	0	0	0	0
<b>TOTAL OPERATION STONEGARDEN</b>	<b>29,700</b>	<b>68,496</b>	<b>12,710</b>	<b>187,059</b>	<b>19,420</b>	<b>12,736</b>
<b>FAA GRANT 104</b>						
Capital Outlay	0	0	0	8,516,176	8,516,176	0
<b>TOTAL FAA GRANT 104</b>	<b>0</b>	<b>0</b>	<b>0</b>	<b>8,516,176</b>	<b>8,516,176</b>	<b>0</b>
<b>CORONA RESP &amp; RELIEF SUPP</b>						
Capital Outlay	0	0	0	1,343,865	1,343,865	0
<b>TOTAL CORONA RESP &amp; RELIEF SUPP</b>	<b>0</b>	<b>0</b>	<b>0</b>	<b>1,343,865</b>	<b>1,343,865</b>	<b>0</b>
<b>CORONA RRSA - CONCESSION</b>						
Contractual Services	0	97,495	0	0	0	0
<b>TOTAL CORONA RRSA - CONCESSION</b>	<b>0</b>	<b>97,495</b>	<b>0</b>	<b>0</b>	<b>0</b>	<b>0</b>
<b>TOTAL EXPENDITURES</b>	<b>8,419,154</b>	<b>10,864,479</b>	<b>17,668,397</b>	<b>50,306,213</b>	<b>31,931,721</b>	<b>15,918,944</b>
<b>CLOSING BALANCE</b>	<b>\$25,674,164</b>	<b>\$29,021,859</b>	<b>\$16,290,715</b>	<b>\$15,710,168</b>	<b>\$30,098,382</b>	<b>\$26,094,515</b>

**City of Laredo, Texas  
International Airport Department  
Major Fund Changes  
FY 2024-2025**

**REVENUES**

**Total Net Change from FY 23-24 to FY 24-25** **\$ (3,523,090)**

**Major Revenue Changes****Variance**

FAA Grant #103	(2,500,000)
General ARP Act	(2,297,508)
Interest Earnings	618,800
Passenger Landing Fees	209,887
Cargo Landing Fees	186,373
Aeronautical- Build. Rent	182,927
Passenger Fees	166,632

**EXPENDITURES**

**Total Net Change from FY 23-24 to FY 24-25** **\$ (1,749,453)**

**Major Expenditure Changes****Variance**

Personnel	305,497
Machinery & Equipment	282,000
Vehicle Maintenance	220,794
Debt Service Fund	391,605
Administrative Charges	153,933
Automotive	110,700
Insurance	106,568
I-Net and I-Series	41,311
Repairs to Bldgs & Improv	(260,440)
Building & Other Improv	(355,039)
Advertising	(431,000)
Reserve Appropriation	(2,468,741)

## Department Requests

### Capital Outlay Request

DIVISION	DESCRIPTION	AMOUNT REQUESTED	FUNDING SOURCE	APPROVED AMOUNT
<b>BUILDING MAINTENANCE</b>	<b>242-3610-585.90-01 MACHINERY &amp; EQUIPMENT</b>			
	Burnisher	15,000	Operation	15,000
	<b>242-3610-585.90-04 AUTOMOTIVE</b>			
	Ford F-150 Truck	32,000	Operation	32,000
	2 E-250 Transit Cargo Vans	102,000	Operation	102,000
<b>GROUND MAINTENANCE</b>	<b>242-3620-585.90-04 AUTOMOTIVE</b>			
	John Deere Mower	30,000	Operation	30,000
<b>AIRPORT SECURITY</b>	<b>242-3635-585.90-04 AUTOMOTIVE</b>			
	2 Police Vehicles	127,700	Operation	127,700
	Chevrolet Trailblazer	40,000	Operation	40,000
<b>Total Capital Outlay Requests</b>		<b>346,700</b>		<b>346,700</b>
<b>Total Airport Requests</b>		<b>346,700</b>		<b>346,700</b>

# International Airport

## Mission Statement

To be a catalyst for economic development to the City and region by creating and promoting opportunities for domestic and international passenger and air cargo transportation, striving for a safe and secure airport environment and being sensitive to noise concerns.

## Key Functions

- To promote and market Laredo International Airport to air carriers for passenger and air cargo operations
- To maintain and improve aviation facilities and expand our airports revenue base
- To provide a safe, clean, efficient and cost-effective facility for the public and the traveling community
- Comply with the American Disability Act and the Environmental Protection Agency
- Provide mechanical equipment service and building maintenance on a continuous basis
- To maintain airport operations area in a manner that is compliance with our FAA Airport Certification requirements
- To develop maintenance schedules that will allow staff to maintain and beautify Airport grounds
- To provide safety and security for the Laredo International Airport, as mandated by FAA and TSA regulations
- To increase local awareness of the FTZ #94 program and encourage the international trade community to participate

FY 2024 Accomplishments	FY 2025 Goals
<ul style="list-style-type: none"> <li>• Upgraded all long term, short term, and rental parking lots to LED lighting</li> <li>• American Airlines and United Airlines additional flights per day and Allegiant Airlines one additional flight a week</li> <li>• New Route with Allegiant to LAX (June 2024) (Seasonal)</li> <li>• Acquisition of CPR/First Aid/AED certification</li> <li>• Air and Marine construction hangar</li> <li>• Acquire VOIP phone system for Emergencies</li> <li>• AAAE Software update for Part 139</li> </ul>	<ul style="list-style-type: none"> <li>• Laredo International Airport Terminal Improvement Project</li> <li>• Increase our Car Rental Concessions and Lease properties</li> <li>• Become 1<sup>st</sup> FTZ #94 grantee in Texas based on FTZ operators</li> <li>• Acquire new PA system for Airport Terminal</li> <li>• Upgrade and relocate Fire Alarm system</li> <li>• Incorporate new FAA mandated SMS</li> <li>• Continually making upgrades to airfield signage to phase out older signage and install new LED lighting</li> </ul>

## Performance Measures

Outputs	Actual 21-22	Actual 22-23	Estimate 23-24	Target 24-25
Foreign Trade Zone # of Operators	35	47	52	61
Aeronautical Building Rent	\$1,163,441	\$1,197,883	\$1,534,082	\$1,595,445
Aeronautical Land Rent	\$536,921	\$493,238	\$544,737	\$566,527
Number of Passengers Enplaned	76,031	113,742	138,925	145,871
Number of Passengers Deplaned	74,757	108,123	126,675	133,009
Collection of Cargo Landing Fees	\$776,935	\$783,062	\$1,074,685	\$1,128,419
Collection of Fuel Flow Fees	\$724,712	\$1,096,867	\$1,057,236	\$1,190,322

<b>Expenditures</b>					
<b>International Airport</b>	<b>Actual 21-22</b>	<b>Actual 22-23</b>	<b>Amended 23-24</b>	<b>Estimated 23-24</b>	<b>Proposed 24-25</b>
Personnel Services	3,541,912	4,159,925	4,688,184	4,649,637	4,981,740
Materials & Supplies	433,387	587,850	931,520	626,424	759,615
Contractual Services	4,292,642	4,728,533	7,856,712	6,160,141	6,827,948
Other Charges	40,004	362	8,437,641	0	2,600,225
Capital Outlay	11,575	1,268,858	28,148,336	20,278,529	346,700
Debt Service	71,128	71,128	0	0	0
Intergovernmental Transfers	28,506	47,823	243,820	216,990	402,716
<b>Total</b>	<b>8,419,154</b>	<b>10,864,479</b>	<b>50,306,213</b>	<b>31,931,721</b>	<b>15,918,944</b>

**CITY OF LAREDO, TEXAS  
INTERNATIONAL AIRPORT  
2023 C.O. BOND  
FY 2024 - 2025**

	<u>ACTUAL FY 21-22</u>	<u>ACTUAL FY 22-23</u>	<u>ORIGINAL BUDGET FY 23-24</u>	<u>AMENDED BUDGET FY 23-24</u>	<u>TOTAL ESTIMATE FY 23-24</u>	<u>PROPOSED BUDGET FY 24-25</u>
<b>OPENING BALANCE</b>	\$0	\$0	\$0	\$0	\$0	\$0
<b>REVENUES</b>						
<b>2023 CERT OF OBLIGATION</b>						
Rents, Royalties and Interest	0	0	0	118,015	118,015	43,550
Other Financing Sources	0	0	0	1,600,000	1,600,000	0
<b>TOTAL 2023 CERT OF OBLIGATION</b>	<b>0</b>	<b>0</b>	<b>0</b>	<b>1,718,015</b>	<b>1,718,015</b>	<b>43,550</b>
<b>TOTAL REVENUES</b>	<b>0</b>	<b>0</b>	<b>0</b>	<b>1,718,015</b>	<b>1,718,015</b>	<b>43,550</b>
<b>TOTAL AVAILABLE</b>	<b>0</b>	<b>0</b>	<b>0</b>	<b>1,718,015</b>	<b>1,718,015</b>	<b>43,550</b>
<b>EXPENDITURES</b>						
<b>2023 CERT OF OBLIGATION</b>						
Contractual Services	0	0	0	161	161	0
Other Charges	0	0	0	0	0	43,550
Capital Outlay	0	0	0	1,700,000	1,700,000	0
Debt Service	0	0	0	17,854	17,854	0
<b>TOTAL 2023 CERT OF OBLIGATION</b>	<b>0</b>	<b>0</b>	<b>0</b>	<b>1,718,015</b>	<b>1,718,015</b>	<b>43,550</b>
<b>TOTAL EXPENDITURES</b>	<b>0</b>	<b>0</b>	<b>0</b>	<b>1,718,015</b>	<b>1,718,015</b>	<b>43,550</b>
<b>CLOSING BALANCE</b>	<b>\$0</b>	<b>\$0</b>	<b>\$0</b>	<b>\$0</b>	<b>\$0</b>	<b>\$0</b>

**CITY OF LAREDO, TEXAS  
NOISE ABATEMENT LEASE PROGRAM  
OPERATING FUND  
FY 2024 - 2025**

	<u>ACTUAL FY 21-22</u>	<u>ACTUAL FY 22-23</u>	<u>ORIGINAL BUDGET FY 23-24</u>	<u>AMENDED BUDGET FY 23-24</u>	<u>TOTAL ESTIMATE FY 23-24</u>	<u>PROPOSED BUDGET FY 24-25</u>
<b>OPENING BALANCE</b>	\$666,670	\$460,229	\$282,642	\$224,861	\$224,861	\$289,323
<b>REVENUES</b>						
Intergovernmental Revenue	4	0	0	0	0	0
Fees and Collections	35,773	34,435	42,700	42,700	49,695	42,700
Rents, Royalties and Interest	2,196,632	2,132,735	2,278,960	2,278,960	2,337,756	2,335,000
Reimburse and Miscellaneous	24,563	7,734	9,050	9,050	1,750	3,000
<b>WEATHERIZATION GRANT</b>						
Intergovernmental Revenue	75,435	50,355	55,000	134,645	45,000	45,000
<b>TOTAL WEATHERIZATION GRANT</b>	<b>75,435</b>	<b>50,355</b>	<b>55,000</b>	<b>134,645</b>	<b>45,000</b>	<b>45,000</b>
<b>TOTAL REVENUES</b>	<b>2,332,407</b>	<b>2,225,259</b>	<b>2,385,710</b>	<b>2,465,355</b>	<b>2,434,201</b>	<b>2,425,700</b>
<b>TOTAL AVAILABLE</b>	<b>2,999,077</b>	<b>2,685,488</b>	<b>2,668,352</b>	<b>2,690,216</b>	<b>2,659,062</b>	<b>2,715,023</b>
<b>EXPENDITURES</b>						
<b>LEASED BUILDINGS</b>						
Personnel Services	505,982	629,644	712,963	712,963	627,602	778,232
Materials and Supplies	203,229	129,129	173,363	179,925	112,573	169,155
Contractual Services	909,291	1,029,463	1,127,026	1,152,071	955,764	1,112,636
Other Charges	22,364	0	0	0	0	0
Capital Outlay	16,382	24,158	0	0	0	0
Intergovernmental Transfers	752,520	550,000	550,000	550,000	550,000	550,000
<b>TOTAL LEASED BUILDINGS</b>	<b>2,409,768</b>	<b>2,362,394</b>	<b>2,563,352</b>	<b>2,594,959</b>	<b>2,245,939</b>	<b>2,610,023</b>

**CITY OF LAREDO, TEXAS**  
**NOISE ABATEMENT LEASE PROGRAM**  
**OPERATING FUND**  
**FY 2024 - 2025**

	<u>ACTUAL FY 21-22</u>	<u>ACTUAL FY 22-23</u>	<u>ORIGINAL BUDGET FY 23-24</u>	<u>AMENDED BUDGET FY 23-24</u>	<u>TOTAL ESTIMATE FY 23-24</u>	<u>PROPOSED BUDGET FY 24-25</u>
<b>WEATHERIZATION GRANT</b>						
Contractual Services	120,191	98,232	105,000	202,687	123,800	105,000
Other Charges	8,889	0	0	0	0	0
<b>TOTAL WEATHERIZATION GRANT</b>	<b>129,080</b>	<b>98,232</b>	<b>105,000</b>	<b>202,687</b>	<b>123,800</b>	<b>105,000</b>
<b>TOTAL EXPENDITURES</b>	<b>2,538,848</b>	<b>2,460,626</b>	<b>2,668,352</b>	<b>2,797,646</b>	<b>2,369,739</b>	<b>2,715,023</b>
<b>CLOSING BALANCE</b>	<b>\$460,229</b>	<b>\$224,861</b>	<b>\$0</b>	<b>(\$107,430)</b>	<b>\$289,323</b>	<b>\$0</b>



**City of Laredo, Texas  
Noise Abatement Lease Program  
Major Fund Changes  
FY 2024 - 2025**

**REVENUES**

**Total Net Change from FY 23-24 to FY 24-25** **\$ 39,990**

**Major Revenue Changes****Variance**

Building Rent	52,040
Weatherization Grant	(10,000)

**EXPENDITURES**

**Total Net Change from FY 23-24 to FY 24-25** **\$ 46,671**

**Major Expenditures Changes****Variance**

Personnel	65,269
Insurance	22,677
Vehicle Maintenance	18,297
Administrative Fee	9,129
Building & Other Improvement	(71,701)

# Noise Abatement

## Mission Statement

The purpose of the Noise Abatement Lease Program is to rent single-family units and apartments acquired through the Federal Aviation Administration (FAA) grant funds.

## Key Functions

- Manage, operate, and responsible for the maintenance of the rental housing units with the revenues the program generates.
- Ensure all rental-housing units comply with the housing quality standards.

FY 2024 Accomplishments	FY 2025 Goals
<ul style="list-style-type: none"> <li>• Efficiently maintained and managed 380 Noise Abatement properties.</li> <li>• Effectively billed and collected tenants' monthly rents.</li> <li>• Achieved shorter vacant units' turnaround time.</li> <li>• Successfully completed work orders.</li> <li>• Reduced operational costs by performing preventive maintenance.</li> </ul>	<ul style="list-style-type: none"> <li>• Continue to engage with tenants to ensure accounts are collected on a timely manner.</li> <li>• Improve tenants' satisfaction to increase retention rates.</li> <li>• Maintain high standards of property standards and foster strong landlord-tenant relationships.</li> <li>• Ensure compliance and minimize risk.</li> </ul>

## Performance Measures

Outputs	Actual 21-22	Actual 22-23	Estimate 23-24	Target 24-25
Rental Units Managed	324	324	324	324
Tenant Accounts Billed and Collected	305	300	296	300
Rental Units Vacated and Repaired	30	35	32	30
Repairs/Work Orders Completed	1,134	1,097	1,058	1,100
Home Renovation/Repairs Projects Completed	35	25	17	25
HVAC Complete Units Replaced-AEP Grant	19	14	14	14

## Expenditures

Noise Abatement	Actual 21-22	Actual 22-23	Amended 23-24	Estimate 23-24	Proposed 24-25
Personnel Services	505,982	629,644	712,963	627,602	778,232
Materials & Supplies	203,229	129,129	179,925	112,573	169,155
Contractual Services	1,029,482	1,127,695	1,354,758	1,079,564	1,217,636
Other Charges	31,253	0	0	0	0
Capital Outlay	16,382	24,158	0	0	0
Intergovernmental Transfers	752,520	550,000	550,000	550,000	550,000
<b>Total</b>	<b>2,538,848</b>	<b>2,460,626</b>	<b>2,797,646</b>	<b>2,369,739</b>	<b>2,715,023</b>

**CITY OF LAREDO, TEXAS  
INTERNATIONAL AIRPORT  
CONSTRUCTION FUND  
FY 2024 - 2025**

	<u>ACTUAL FY 21-22</u>	<u>ACTUAL FY 22-23</u>	<u>ORIGINAL BUDGET FY 23-24</u>	<u>AMENDED BUDGET FY 23-24</u>	<u>TOTAL ESTIMATE FY 23-24</u>	<u>PROPOSED BUDGET FY 24-25</u>
<b>OPENING BALANCE</b>	<b>\$3,945,644</b>	<b>\$2,938,206</b>	<b>\$0</b>	<b>\$3,645,236</b>	<b>\$3,645,236</b>	<b>\$0</b>
<b>REVENUES</b>						
Intergovernmental Revenue	11,479,048	14,024,595	3,550,000	20,565,756	15,359,581	100,000
Rents, Royalties and Interest	13,264	84,962	50,500	58,460	143,500	105,000
Reimburse and Miscellaneous	0	0	0	95,100	95,100	0
Other Financing Sources	28,506	47,823	50,000	3,863,473	3,863,473	11,111
<b>TOTAL REVENUES</b>	<b>11,520,817</b>	<b>14,157,380</b>	<b>3,650,500</b>	<b>24,582,789</b>	<b>19,461,654</b>	<b>216,111</b>
<b>TOTAL AVAILABLE</b>	<b>15,466,461</b>	<b>17,095,585</b>	<b>3,650,500</b>	<b>28,228,025</b>	<b>23,106,890</b>	<b>216,111</b>
<b>EXPENDITURES</b>						
<b>FAA GRANT 100</b>						
Capital Outlay	0	4,553,744	0	3,755,425	3,755,425	0
<b>TOTAL FAA GRANT 100</b>	<b>0</b>	<b>4,553,744</b>	<b>0</b>	<b>3,755,425</b>	<b>3,755,425</b>	<b>0</b>
<b>FAA GRANT 102</b>						
Capital Outlay	0	0	0	8,333,334	8,333,334	0
<b>TOTAL FAA GRANT 102</b>	<b>0</b>	<b>0</b>	<b>0</b>	<b>8,333,334</b>	<b>8,333,334</b>	<b>0</b>
<b>TXDOT RAMP GRANT 2022</b>						
Materials and Supplies	57,011	0	0	42,988	42,988	0
<b>TOTAL TXDOT RAMP GRANT 2022</b>	<b>57,011</b>	<b>0</b>	<b>0</b>	<b>42,988</b>	<b>42,988</b>	<b>0</b>
<b>TXDOT RAMP GRANT 2023</b>						
Materials and Supplies	0	71,846	0	4,354	4,354	0
Capital Outlay	0	23,800	0	0	0	0
<b>TOTAL TXDOT RAMP GRANT 2023</b>	<b>0</b>	<b>95,646</b>	<b>0</b>	<b>4,354</b>	<b>4,354</b>	<b>0</b>

**CITY OF LAREDO, TEXAS  
INTERNATIONAL AIRPORT  
CONSTRUCTION FUND  
FY 2024 - 2025**

	<u>ACTUAL FY 21-22</u>	<u>ACTUAL FY 22-23</u>	<u>ORIGINAL BUDGET FY 23-24</u>	<u>AMENDED BUDGET FY 23-24</u>	<u>TOTAL ESTIMATE FY 23-24</u>	<u>PROPOSED BUDGET FY 24-25</u>
<b>TXDOT RAMP GRANT 2024</b>						
Materials and Supplies	0	0	100,000	111,111	100,000	0
<b>TOTAL TXDOT RAMP GRANT 2024</b>	<b>0</b>	<b>0</b>	<b>100,000</b>	<b>111,111</b>	<b>100,000</b>	<b>0</b>
<b>TXDOT RAMP GRANT 2025</b>						
Materials and Supplies	0	0	0	0	0	111,111
<b>TOTAL TXDOT RAMP GRANT 2025</b>	<b>0</b>	<b>0</b>	<b>0</b>	<b>0</b>	<b>0</b>	<b>111,111</b>
<b>FAA GRANT 101</b>						
Capital Outlay	0	818,822	0	829,534	829,534	0
<b>TOTAL FAA GRANT 101</b>	<b>0</b>	<b>818,822</b>	<b>0</b>	<b>829,534</b>	<b>829,534</b>	<b>0</b>
<b>GRANT 99 CARES CAPITAL</b>						
Capital Outlay	963,552	1,813,606	0	344,212	344,212	0
<b>TOTAL GRANT 99 CARES CAPITAL</b>	<b>963,552</b>	<b>1,813,606</b>	<b>0</b>	<b>344,212</b>	<b>344,212</b>	<b>0</b>
<b>FAA PROPOSED GRANT</b>						
Materials and Supplies	0	0	0	154	154	0
Contractual Services	1,182	0	0	2,083	137,724	0
Other Charges	0	0	3,500,000	3,500,000	3,364,359	0
Capital Outlay	522,189	(1,267,534)	0	4,427,950	4,427,950	0
<b>TOTAL FAA PROPOSED GRANT</b>	<b>523,371</b>	<b>(1,267,534)</b>	<b>3,500,000</b>	<b>7,930,187</b>	<b>7,930,187</b>	<b>0</b>
<b>FAA GRANT #86</b>						
Materials and Supplies	249	0	0	0	0	0
Contractual Services	123,256	(25,827)	0	0	0	0
<b>TOTAL FAA GRANT #86</b>	<b>123,505</b>	<b>(25,827)</b>	<b>0</b>	<b>0</b>	<b>0</b>	<b>0</b>

**CITY OF LAREDO, TEXAS  
INTERNATIONAL AIRPORT  
CONSTRUCTION FUND  
FY 2024 - 2025**

	<u>ACTUAL FY 21-22</u>	<u>ACTUAL FY 22-23</u>	<u>ORIGINAL BUDGET FY 23-24</u>	<u>AMENDED BUDGET FY 23-24</u>	<u>TOTAL ESTIMATE FY 23-24</u>	<u>PROPOSED BUDGET FY 24-25</u>
<b>FAA INELIGIBLE</b>						
Contractual Services	24,195	8,571	0	83,092	83,183	0
Other Charges	0	0	50,500	38,719	54,213	105,000
Capital Outlay	28,888	6,595	0	404,228	404,228	0
<b>TOTAL FAA INELIGIBLE</b>	<b>53,084</b>	<b>15,166</b>	<b>50,500</b>	<b>526,039</b>	<b>541,624</b>	<b>105,000</b>
<b>GRANT # 88</b>						
Personnel Services	42,733	30,478	0	9,248	9,248	0
Materials and Supplies	38	431	0	2,530	2,530	0
Contractual Services	165,996	133,698	0	468,984	469,195	0
Other Charges	0	0	0	254,403	254,192	0
<b>TOTAL GRANT # 88</b>	<b>208,767</b>	<b>164,607</b>	<b>0</b>	<b>735,165</b>	<b>735,165</b>	<b>0</b>
<b>GRANT #87</b>						
Capital Outlay	34,200	0	0	0	0	0
<b>TOTAL GRANT #87</b>	<b>34,200</b>	<b>0</b>	<b>0</b>	<b>0</b>	<b>0</b>	<b>0</b>
<b>FAA GRANT # 89</b>						
Capital Outlay	14,508	19,450	0	0	0	0
<b>TOTAL FAA GRANT # 89</b>	<b>14,508</b>	<b>19,450</b>	<b>0</b>	<b>0</b>	<b>0</b>	<b>0</b>
<b>FAA GRANT 90</b>						
Capital Outlay	4,212,788	464,811	0	5,287	5,287	0
<b>TOTAL FAA GRANT 90</b>	<b>4,212,788</b>	<b>464,811</b>	<b>0</b>	<b>5,287</b>	<b>5,287</b>	<b>0</b>
<b>FAA GRANT #92</b>						
Capital Outlay	4,061,487	772,178	0	4	4	0
<b>TOTAL FAA GRANT #92</b>	<b>4,061,487</b>	<b>772,178</b>	<b>0</b>	<b>4</b>	<b>4</b>	<b>0</b>

**CITY OF LAREDO, TEXAS  
INTERNATIONAL AIRPORT  
CONSTRUCTION FUND  
FY 2024 - 2025**

	<u>ACTUAL FY 21-22</u>	<u>ACTUAL FY 22-23</u>	<u>ORIGINAL BUDGET FY 23-24</u>	<u>AMENDED BUDGET FY 23-24</u>	<u>TOTAL ESTIMATE FY 23-24</u>	<u>PROPOSED BUDGET FY 24-25</u>
<b>FAA GRANT #95</b>						
Capital Outlay	2,275,982	6,025,682	0	484,776	484,776	0
<b>TOTAL FAA GRANT #95</b>	<b>2,275,982</b>	<b>6,025,682</b>	<b>0</b>	<b>484,776</b>	<b>484,776</b>	<b>0</b>
<b>TOTAL EXPENDITURES</b>	<b>12,528,256</b>	<b>13,450,350</b>	<b>3,650,500</b>	<b>23,102,416</b>	<b>23,106,890</b>	<b>216,111</b>
<b>CLOSING BALANCE</b>	<b>\$2,938,206</b>	<b>\$3,645,236</b>	<b>\$0</b>	<b>\$5,125,609</b>	<b>\$0</b>	<b>\$0</b>

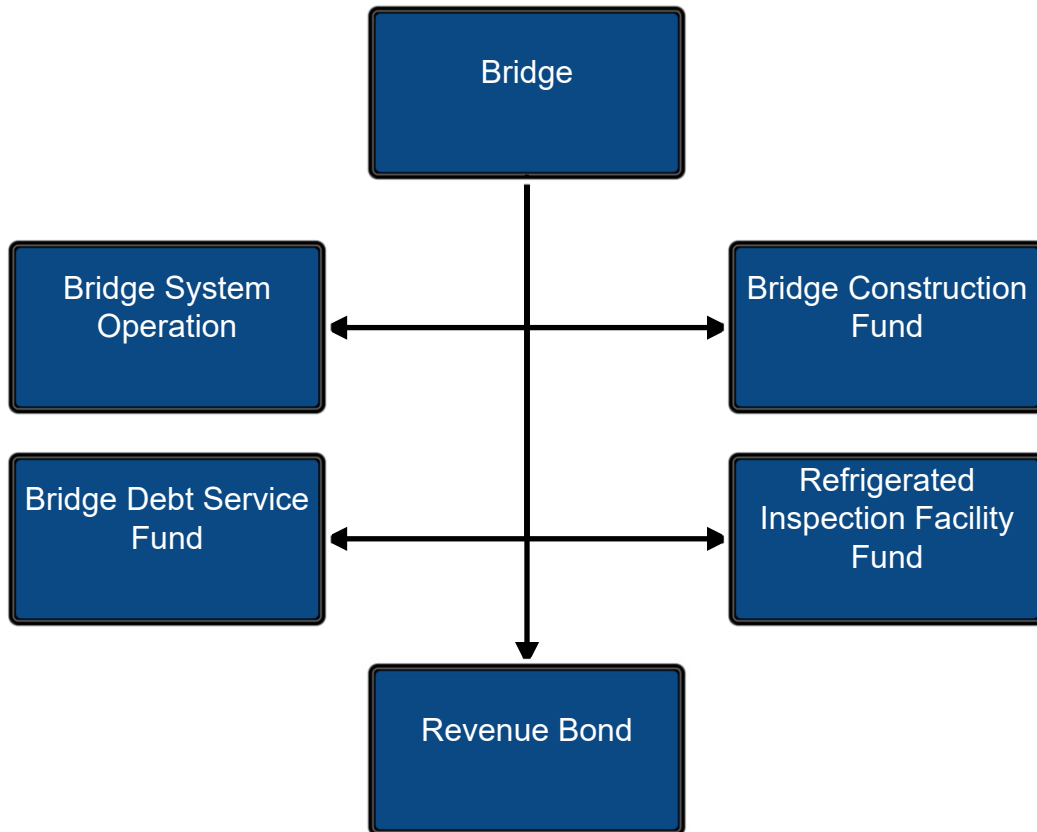


**Animal Care**  
(Transferred to Health Department)



**CITY OF LAREDO, TEXAS  
GENERAL FUND SUMMARY  
EXPENDITURES  
FY 2024-2025**

EXPENDITURES	ACTUAL FY 21-22	ACTUAL FY 22-23	ORIGINAL BUDGET FY 23-24	AMENDED BUDGET FY 23-24	TOTAL ESTIMATE FY 23-24	PROPOSED BUDGET FY 24-25
<b>Animal Care Services</b>						
Personnel Services	1,743,959	2,106,137	2,572,193	2,572,193	2,453,362	-
Materials and Supplies	542,495	583,946	625,984	949,197	819,783	-
Contractual Services	602,845	608,289	755,846	1,014,692	844,859	-
Other Charges	270	75	-	-	-	-
Capital Outlay	52,647	33,921	-	47,887	47,887	-
Debt Service	1,090	1,090	1,206	1,206	1,089	-
<b>Total Animal Care Services</b>	<b>2,943,306</b>	<b>3,333,458</b>	<b>3,955,229</b>	<b>4,585,175</b>	<b>4,166,980</b>	-



**CITY OF LAREDO, TEXAS  
BRIDGE SYSTEM  
OPERATING FUND  
FY 2024 - 2025**

	<u>ACTUAL FY 21-22</u>	<u>ACTUAL FY 22-23</u>	<u>ORIGINAL BUDGET FY 23-24</u>	<u>AMENDED BUDGET FY 23-24</u>	<u>TOTAL ESTIMATE FY 23-24</u>	<u>PROPOSED BUDGET FY 24-25</u>
<b>OPENING BALANCE</b>	<b>\$963,881</b>	<b>\$1,860,936</b>	<b>\$3,393,097</b>	<b>\$2,441,950</b>	<b>\$2,441,950</b>	<b>\$3,477,666</b>
<b>REVENUES</b>						
Intergovernmental Revenue	39	0	0	0	0	0
Rents, Royalties and Interest	76,580	525,801	485,946	485,946	689,038	643,975
Reimburse and Miscellaneous	21,116	1,126	7,686	7,686	81	37
<b>BRIDGE SYSTEM</b>						
Charges for Services	3,976,716	4,841,336	3,911,274	3,911,274	5,276,872	5,567,101
Rents, Royalties and Interest	126,376	129,481	142,350	142,350	123,485	130,277
<b>TOTAL BRIDGE SYSTEM</b>	<b>4,103,092</b>	<b>4,970,817</b>	<b>4,053,624</b>	<b>4,053,624</b>	<b>5,400,357</b>	<b>5,697,378</b>
<b>BRIDGE II</b>						
Charges for Services	32,017,986	35,843,232	34,547,804	34,547,804	37,951,251	40,038,570
Fees and Collections	367,844	415,638	415,722	415,722	492,184	519,254
Rents, Royalties and Interest	64,916	65,163	64,981	64,981	65,147	65,166
<b>TOTAL BRIDGE II</b>	<b>32,450,746</b>	<b>36,324,033</b>	<b>35,028,507</b>	<b>35,028,507</b>	<b>38,508,582</b>	<b>40,622,990</b>
<b>COLOMBIA BRIDGE OPERATION</b>						
Charges for Services	4,448,698	4,840,555	4,934,075	4,934,075	5,255,653	5,544,717
Fees and Collections	120,771	145,144	142,382	142,382	135,268	142,707
Rents, Royalties and Interest	39	21	181	181	100	106
<b>TOTAL COLOMBIA BRIDGE OPERATION</b>	<b>4,569,509</b>	<b>4,985,720</b>	<b>5,076,638</b>	<b>5,076,638</b>	<b>5,391,021</b>	<b>5,687,530</b>

**CITY OF LAREDO, TEXAS  
BRIDGE SYSTEM  
OPERATING FUND  
FY 2024 - 2025**

	<u>ACTUAL FY 21-22</u>	<u>ACTUAL FY 22-23</u>	<u>ORIGINAL BUDGET FY 23-24</u>	<u>AMENDED BUDGET FY 23-24</u>	<u>TOTAL ESTIMATE FY 23-24</u>	<u>PROPOSED BUDGET FY 24-25</u>
<b>WORLD TRADE BRIDGE</b>						
Charges for Services	34,025,475	33,894,512	37,252,054	37,252,054	35,907,532	37,030,297
Fees and Collections	529,068	646,565	678,391	678,391	716,434	755,839
Rents, Royalties and Interest	37	134	206	206	174	184
Reimburse and Miscellaneous	0	10	0	0	0	0
<b>TOTAL WORLD TRADE BRIDGE</b>	<b>34,554,580</b>	<b>34,541,221</b>	<b>37,930,651</b>	<b>37,930,651</b>	<b>36,624,140</b>	<b>37,786,320</b>
<b>TOTAL REVENUES</b>	<b>75,775,660</b>	<b>81,348,718</b>	<b>82,583,052</b>	<b>82,583,052</b>	<b>86,613,219</b>	<b>90,438,230</b>
<b>TOTAL AVAILABLE</b>	<b>76,739,541</b>	<b>83,209,654</b>	<b>85,976,149</b>	<b>85,025,002</b>	<b>89,055,169</b>	<b>93,915,896</b>
<b>EXPENDITURES</b>						
<b>BRIDGE SYSTEM</b>						
Personnel Services	2,376,020	2,749,522	3,391,985	3,391,985	3,212,885	3,420,963
Materials and Supplies	165,558	202,304	240,456	317,670	249,571	307,278
Contractual Services	41,899,973	44,799,385	46,127,551	47,620,456	48,837,217	6,488,035
Other Charges	7,121	12,915	40,000	40,000	8,000	40,000
Capital Outlay	57,823	272,693	0	102,957	52,900	0
Debt Service	6,016	6,043	1,000	1,000	700	7,000
Intergovernmental Transfers	20,379,055	20,228,083	18,152,716	16,602,716	20,197,410	64,668,855
<b>TOTAL BRIDGE SYSTEM</b>	<b>64,891,566</b>	<b>68,270,944</b>	<b>67,953,708</b>	<b>68,076,784</b>	<b>72,558,683</b>	<b>74,932,131</b>
<b>BRIDGE II</b>						
Personnel Services	2,401,856	2,744,829	3,303,228	3,303,228	2,963,199	3,471,937
Materials and Supplies	259,207	308,858	237,654	440,153	272,039	343,632
Contractual Services	501,854	583,552	1,142,068	1,561,964	830,800	1,166,268
Other Charges	(1,183)	928	0	0	0	0
Capital Outlay	898	105,891	0	108,062	58,862	0
Debt Service	545	545	1,000	1,000	550	1,000
<b>TOTAL BRIDGE II</b>	<b>3,163,177</b>	<b>3,744,603</b>	<b>4,683,950</b>	<b>5,414,407</b>	<b>4,125,450</b>	<b>4,982,837</b>

**CITY OF LAREDO, TEXAS  
BRIDGE SYSTEM  
OPERATING FUND  
FY 2024 - 2025**

	<u>ACTUAL FY 21-22</u>	<u>ACTUAL FY 22-23</u>	<u>ORIGINAL BUDGET FY 23-24</u>	<u>AMENDED BUDGET FY 23-24</u>	<u>TOTAL ESTIMATE FY 23-24</u>	<u>PROPOSED BUDGET FY 24-25</u>
<b>COLOMBIA BRIDGE OPERATION</b>						
Personnel Services	1,174,795	1,280,542	1,682,442	1,682,442	1,462,314	1,769,407
Materials and Supplies	78,770	107,625	110,940	186,245	131,021	202,429
Contractual Services	313,769	556,738	1,000,058	1,389,664	979,509	985,525
Other Charges	(104)	30	0	0	0	0
Capital Outlay	11,888	61,748	0	135,605	67,105	0
Debt Service	1,178	1,178	2,000	2,000	2,000	2,000
<b>TOTAL COLOMBIA BRIDGE OPERATION</b>	<b>1,580,297</b>	<b>2,007,860</b>	<b>2,795,440</b>	<b>3,395,956</b>	<b>2,641,949</b>	<b>2,959,361</b>
<b>LAREDO PORT POLICE</b>						
Personnel Services	752,200	1,199,019	967,160	967,160	862,323	997,581
Materials and Supplies	0	0	3,500	3,500	0	3,500
Contractual Services	1,450	1,451	1,500	1,500	1,500	1,500
Capital Outlay	41,031	89,195	0	11,530	11,530	0
<b>TOTAL LAREDO PORT POLICE</b>	<b>794,682</b>	<b>1,289,665</b>	<b>972,160</b>	<b>983,690</b>	<b>875,353</b>	<b>1,002,581</b>
<b>WORLD TRADE BRIDGE</b>						
Personnel Services	2,237,856	2,820,354	3,430,095	3,430,095	3,162,702	3,554,648
Materials and Supplies	257,716	317,974	270,284	534,869	260,959	345,175
Contractual Services	1,262,468	1,647,796	2,281,448	2,894,506	1,903,850	2,322,332
Other Charges	(74)	1,979	0	0	0	0
Capital Outlay	55,974	71,856	0	95,384	47,307	0
Debt Service	1,178	1,178	2,000	2,000	1,250	2,000
<b>TOTAL WORLD TRADE BRIDGE</b>	<b>3,815,117</b>	<b>4,861,137</b>	<b>5,983,827</b>	<b>6,956,854</b>	<b>5,376,068</b>	<b>6,224,155</b>
<b>TOTAL EXPENDITURES</b>	<b>74,244,839</b>	<b>80,174,210</b>	<b>82,389,085</b>	<b>84,827,691</b>	<b>85,577,503</b>	<b>90,101,065</b>
<b>CLOSING BALANCE</b>	<b>\$2,494,703</b>	<b>\$3,035,444</b>	<b>\$3,587,064</b>	<b>\$197,311</b>	<b>\$3,477,666</b>	<b>\$3,814,831</b>

**CITY OF LAREDO, TEXAS  
BRIDGE SYSTEM  
OPERATING FUND  
FY 2024 - 2025**

	<u>ACTUAL FY 21-22</u>	<u>ACTUAL FY 22-23</u>	<u>ORIGINAL BUDGET FY 23-24</u>	<u>AMENDED BUDGET FY 23-24</u>	<u>TOTAL ESTIMATE FY 23-24</u>	<u>PROPOSED BUDGET FY 24-25</u>
<b>ADJUSTMENTS</b>						
COMPENSATED ABSENCES	10,250	75,297	0	0	0	0
LEASES	95,036	(95,054)	0	0	0	0
NET PENSION LIABILITY	(739,053)	(573,737)	0	0	0	0
<b>TOTAL ADJUSTMENTS</b>	<b>(633,767)</b>	<b>(593,494)</b>	<b>0</b>	<b>0</b>	<b>0</b>	<b>0</b>
<b>ADJUSTED CLOSING BALANCE</b>	<b>\$1,860,936</b>	<b>\$2,441,950</b>	<b>\$3,587,064</b>	<b>\$197,311</b>	<b>\$3,477,666</b>	<b>\$3,814,831</b>

**City of Laredo, Texas  
Bridge System  
Major Fund Changes  
FY 2024-2025**

**REVENUES**

**Total Net Change from FY 23-24 to FY 24-25** **\$ 7,855,178**

**Major Revenue Changes****Variance**

Bridge Operations	2,651,020
Avi Transponders	2,376,666
Avi-Online Payments	2,124,198
Avi-Kiosk	254,534
Credit Card Fee	203,640
Interest Earnings	158,780
Avi-Telephone Payments	(278,645)

**EXPENDITURES**

**Total Net Change from FY 23-24 to FY 24-25** **\$ 7,711,980**

**Major Expenditure Changes****Variance**

Personnel	439,626
Additional Administrative Charges	3,767,739
Transfer Out: CIF	1,517,729
Transfer Out: Debt Service	908,067
Administrative Charges	277,684
Computer Hardware/Sftware	211,000
Support Services	200,000
Inet Charges	89,344
Insurance	70,633

## Department Requests

### Personnel Request

DIVISION	TITLE	GRADE	# OF REQUESTED	EST. COST W/BENEFITS	APPROVED POSITIONS	APPROVED AMOUNT
BRIDGE SYSTEM	Application Analyst	208	1	79,753		
<b>Total Personnel Request</b>			<b>1</b>	<b>79,753</b>	<b>-</b>	<b>-</b>

### Capital Outlay Request

DIVISION	DESCRIPTION	AMOUNT REQUESTED	FUNDING SOURCE	APPROVED AMOUNT
BRIDGE SYSTEM	<b>553-4010-585.90-01 MACHINERY &amp; EQUIPMENT</b>			
	Blade Replacement	199,750	Current	199,750
	<b>553-4010-585.90-02 COMPUTER HARDWARE</b>			
	Power Supply	55,000	Current	55,000
	<b>553-4010-585.90-04 AUTOMOTIVE</b>			
BRIDGE II	<b>553-4012-585.90-01 MACHINERY &amp; EQUIPMENT</b>			
	Blade Replacement	256,600	Current	256,600
	<b>553-4012-585.90-02 COMPUTER HARDWARE</b>			
	Power Supply	55,000	Current	55,000
	<b>553-4012-585.90-04 AUTOMOTIVE</b>			
COLUMBIA BRIDGE	<b>553-4015-585.90-01 MACHINERY &amp; EQUIPMENT</b>			
	Blade Replacement	256,600	Current	256,600
	<b>553-4015-585.90-02 COMPUTER HARDWARE</b>			
	Power Supply	55,000	Current	55,000
	<b>553-4015-585.90-04 AUTOMOTIVE</b>			
WORLD TRADE BRIDGE	<b>553-4061-585.90-01 MACHINERY &amp; EQUIPMENT</b>			
	Blade Replacement	256,600	Current	256,600
	<b>553-4061-585.90-02 COMPUTER HARDWARE</b>			
	Power Supply	55,000	Current	55,000
	<b>553-4061-585.90-04 AUTOMOTIVE</b>			
	F-150 Crew Cab Truck	49,200	Current	49,200
	<b>553-4061-585.92-01 BUILDINGS</b>			
World Trade Bridge Renovation	620,000	Current	620,000	
<b>Total Capital Outlay Requests</b>		<b>2,018,950</b>		<b>2,018,950</b>
<b>Total Bridge Requests</b>		<b>2,098,703</b>		<b>2,018,950</b>



# Bridge System

## Mission Statement

To continue to serve as the most expedient, convenient and safe crossing points for all citizens and tourists of both U.S. and Mexico.

## Key Functions

- Ensure services that improve our position as the #1 port in America
- Expedite the safe movement of vehicular and pedestrian traffic over the Bridge System
- Efficiently facilitate the crossing of all freight and import-export trade
- Promote the AVI service to the public to expedite crossing wait times
- Provide professional and courteous customer service

FY 2024 Accomplishments	FY 2025 Goals
<ul style="list-style-type: none"> <li>• #1 Port in North America</li> <li>• Environmental Permit &amp; Survey for World Trade Bridge Expansion Project</li> <li>• Obtained Presidential Permit for World Trade Bridge Expansion Project</li> <li>• Process the Presidential Permit Application for Colombia Bridge Expansion Project</li> <li>• Juarez-Lincoln Bridge Drainage Replacement</li> <li>• Reduce Traffic Congestion – Auto Replenish &amp; NSF Fee</li> </ul>	<ul style="list-style-type: none"> <li>• Update Bridge Master Plan to Prepare for Future Growth and Infrastructure Need</li> <li>• Juarez-Lincoln Bridge Upgrade</li> <li>• Increase Revenue and Traffic Crossings</li> <li>• Implementation of Card Readers at Customer Service Centers</li> <li>• Technology Implementation to Upgrade Traffic Flow</li> </ul>

## Performance Measures

Outputs	Actual 21-22	Actual 22-23	Estimate 23-24	Target 24-25
Number of Pedestrians Processed	1,956,845	2,267,257	2,395,903	2,467,780
Number of Non-Commercial Vehicles Processed	4,340,399	4,763,855	5,045,364	5,196,725
Number of Commercial Vehicles Processed	2,739,869	2,896,270	2,997,945	3,087,883
Number of AVI Accounts Opened	1,681	2,342	2,865	2,951
Number of AVI Tags Issued	14,949	15,495	17,455	17,979
Number of Swipe Cards Sold	294	159	501	516
Number of Overweight/Oversize Permits Sold	10,168	8,566	19,230	19,807

## Expenditures

Bridge	Actual 21-22	Actual 22-23	Amended 23-24	Estimated 23-24	Proposed 24-25
Personnel Services	8,942,726	10,794,266	12,774,910	11,663,423	13,214,536
Materials & Supplies	761,248	936,757	1,482,437	913,590	1,202,014
Contractual Services	43,979,519	47,588,925	53,468,090	52,552,876	10,963,660
Other Charges	5,760	15,852	40,000	8,000	40,000
Capital Outlay	167,614	601,384	453,538	237,704	-
Debt Service	8,917	8,943	6,000	4,500	12,000
Intergovernmental Transfers	20,379,055	20,228,083	16,602,716	20,197,410	64,668,855
<b>Total</b>	<b>74,244,839</b>	<b>80,174,210</b>	<b>84,827,691</b>	<b>85,577,503</b>	<b>90,101,065</b>

**CITY OF LAREDO, TEXAS  
BRIDGE SYSTEM  
CONSTRUCTION FUND  
FY 2024 - 2025**

	<u>ACTUAL FY 21-22</u>	<u>ACTUAL FY 22-23</u>	<u>ORIGINAL BUDGET FY 23-24</u>	<u>AMENDED BUDGET FY 23-24</u>	<u>TOTAL ESTIMATE FY 23-24</u>	<u>PROPOSED BUDGET FY 24-25</u>
<b>OPENING BALANCE</b>	<b>\$8,058,981</b>	<b>\$10,428,062</b>	<b>\$6,716,282</b>	<b>\$10,560,107</b>	<b>\$10,560,107</b>	<b>\$8,628,298</b>
<b>REVENUES</b>						
<b>BRIDGE CONSTR.PROJECTS</b>						
Intergovernmental Revenue	4,267,701	1,715,394	0	1,425,732	0	0
Rents, Royalties and Interest	47,880	190,900	207,975	207,975	166,298	154,391
Reimburse and Miscellaneous	0	0	19,161,987	19,161,987	0	0
Other Financing Sources	8,536,725	1,500,000	0	0	0	3,118,000
<b>TOTAL BRIDGE CONSTR.PROJECTS</b>	<b>12,852,306</b>	<b>3,406,294</b>	<b>19,369,962</b>	<b>20,795,694</b>	<b>166,298</b>	<b>3,272,391</b>
<b>TOTAL REVENUES</b>	<b>12,852,306</b>	<b>3,406,294</b>	<b>19,369,962</b>	<b>20,795,694</b>	<b>166,298</b>	<b>3,272,391</b>
<b>TOTAL AVAILABLE</b>	<b>20,911,287</b>	<b>13,834,356</b>	<b>26,086,244</b>	<b>31,355,801</b>	<b>10,726,405</b>	<b>11,900,689</b>
<b>EXPENDITURES</b>						
<b>BRIDGE CONSTR.PROJECTS</b>						
Materials and Supplies	0	0	0	826,230	232,074	0
Contractual Services	423,625	253,564	4,822,724	7,052,962	1,767,794	5,198,438
Other Charges	10,059,600	3,020,685	21,263,520	21,824,148	44,716	6,702,251
Capital Outlay	0	0	0	53,523	53,523	0
<b>TOTAL BRIDGE CONSTR.PROJECTS</b>	<b>10,483,225</b>	<b>3,274,249</b>	<b>26,086,244</b>	<b>29,756,863</b>	<b>2,098,107</b>	<b>11,900,689</b>
<b>TOTAL EXPENDITURES</b>	<b>10,483,225</b>	<b>3,274,249</b>	<b>26,086,244</b>	<b>29,756,863</b>	<b>2,098,107</b>	<b>11,900,689</b>
<b>CLOSING BALANCE</b>	<b>\$10,428,062</b>	<b>\$10,560,107</b>	<b>\$0</b>	<b>\$1,598,938</b>	<b>\$8,628,298</b>	<b>\$0</b>

**CITY OF LAREDO, TEXAS  
BRIDGE SYSTEM  
DEBT SERVICE FUND  
FY 2024 - 2025**

	<u>ACTUAL FY 21-22</u>	<u>ACTUAL FY 22-23</u>	<u>ORIGINAL BUDGET FY 23-24</u>	<u>AMENDED BUDGET FY 23-24</u>	<u>TOTAL ESTIMATE FY 23-24</u>	<u>PROPOSED BUDGET FY 24-25</u>
<b>OPENING BALANCE</b>	<b>\$2,814,894</b>	<b>\$2,604,876</b>	<b>\$2,650,938</b>	<b>\$2,650,937</b>	<b>\$2,650,937</b>	<b>\$2,452,913</b>
<b>REVENUES</b>						
<b>BRIDGE DEBT SERVICE</b>						
Rents, Royalties and Interest	4,028	117,947	108,600	108,600	120,121	129,090
Other Financing Sources	5,933,717	6,137,068	7,498,341	7,498,341	5,936,818	5,288,408
<b>TOTAL BRIDGE DEBT SERVICE</b>	<b>5,937,745</b>	<b>6,255,015</b>	<b>7,606,941</b>	<b>7,606,941</b>	<b>6,056,939</b>	<b>5,417,498</b>
<b>TOTAL REVENUES</b>	<b>5,937,745</b>	<b>6,255,015</b>	<b>7,606,941</b>	<b>7,606,941</b>	<b>6,056,939</b>	<b>5,417,498</b>
<b>TOTAL AVAILABLE</b>	<b>8,752,639</b>	<b>8,859,891</b>	<b>10,257,879</b>	<b>10,257,878</b>	<b>8,707,876</b>	<b>7,870,411</b>
<b>EXPENDITURES</b>						
<b>BRIDGE DEBT SERVICE</b>						
Other Charges	0	0	1,550,000	1,550,000	0	0
Debt Service	6,147,763	6,208,954	6,254,963	6,254,963	6,254,963	5,713,177
<b>TOTAL BRIDGE DEBT SERVICE</b>	<b>6,147,763</b>	<b>6,208,954</b>	<b>7,804,963</b>	<b>7,804,963</b>	<b>6,254,963</b>	<b>5,713,177</b>
<b>TOTAL EXPENDITURES</b>	<b>6,147,763</b>	<b>6,208,954</b>	<b>7,804,963</b>	<b>7,804,963</b>	<b>6,254,963</b>	<b>5,713,177</b>
<b>CLOSING BALANCE</b>	<b>\$2,604,876</b>	<b>\$2,650,937</b>	<b>\$2,452,916</b>	<b>\$2,452,915</b>	<b>\$2,452,913</b>	<b>\$2,157,234</b>

**CITY OF LAREDO, TEXAS**  
**BRIDGE SYSTEM**  
**REFRIGERATED INSPECTION FACILITY FUND**  
**FY 2024 - 2025**

	<u>ACTUAL</u> <u>FY 21-22</u>	<u>ACTUAL</u> <u>FY 22-23</u>	<u>ORIGINAL</u> <u>BUDGET</u> <u>FY 23-24</u>	<u>AMENDED</u> <u>BUDGET</u> <u>FY 23-24</u>	<u>TOTAL</u> <u>ESTIMATE</u> <u>FY 23-24</u>	<u>PROPOSED</u> <u>BUDGET</u> <u>FY 24-25</u>
<b>OPENING BALANCE</b>	<b>\$262,603</b>	<b>\$149,216</b>	<b>\$186,225</b>	<b>\$187,390</b>	<b>\$187,390</b>	<b>\$226,992</b>
<b>REVENUES</b>						
<b>REFRIGERATED FACILITY</b>						
Fees and Collections	15,000	15,000	15,000	15,000	15,000	15,000
Rents, Royalties and Interest	1,403	8,174	8,030	8,030	9,602	8,974
Other Financing Sources	15,000	15,000	15,000	15,000	15,000	15,000
<b>TOTAL REFRIGERATED FACILITY</b>	<b>31,403</b>	<b>38,174</b>	<b>38,030</b>	<b>38,030</b>	<b>39,602</b>	<b>38,974</b>
<b>TOTAL REVENUES</b>	<b>31,403</b>	<b>38,174</b>	<b>38,030</b>	<b>38,030</b>	<b>39,602</b>	<b>38,974</b>
<b>TOTAL AVAILABLE</b>	<b>294,006</b>	<b>187,390</b>	<b>224,255</b>	<b>225,420</b>	<b>226,992</b>	<b>265,966</b>
<b>EXPENDITURES</b>						
<b>REFRIGERATED FACILITY</b>						
Contractual Services	144,790	0	224,254	224,254	0	265,966
<b>TOTAL REFRIGERATED FACILITY</b>	<b>144,790</b>	<b>0</b>	<b>224,254</b>	<b>224,254</b>	<b>0</b>	<b>265,966</b>
<b>TOTAL EXPENDITURES</b>	<b>144,790</b>	<b>0</b>	<b>224,254</b>	<b>224,254</b>	<b>0</b>	<b>265,966</b>
<b>CLOSING BALANCE</b>	<b>\$149,216</b>	<b>\$187,390</b>	<b>\$1</b>	<b>\$1,166</b>	<b>\$226,992</b>	<b>\$0</b>

**CITY OF LAREDO, TEXAS  
BRIDGE SYSTEM  
2022 REVENUE BOND  
FY 2024 - 2025**

	<u>ACTUAL FY 21-22</u>	<u>ACTUAL FY 22-23</u>	<u>ORIGINAL BUDGET FY 23-24</u>	<u>AMENDED BUDGET FY 23-24</u>	<u>TOTAL ESTIMATE FY 23-24</u>	<u>PROPOSED BUDGET FY 24-25</u>
<b>OPENING BALANCE</b>	<b>\$0</b>	<b>\$0</b>	<b>\$0</b>	<b>\$5,268,355</b>	<b>\$5,268,355</b>	<b>\$0</b>
<b>REVENUES</b>						
<b>2022 REVENUE BONDS \$7M</b>						
Rents, Royalties and Interest	0	603,850	124,460	124,460	274,318	139,390
Other Financing Sources	0	6,110,000	0	0	0	0
<b>TOTAL 2022 REVENUE BONDS \$7M</b>	<b>0</b>	<b>6,713,850</b>	<b>124,460</b>	<b>124,460</b>	<b>274,318</b>	<b>139,390</b>
<b>TOTAL REVENUES</b>	<b>0</b>	<b>6,713,850</b>	<b>124,460</b>	<b>124,460</b>	<b>274,318</b>	<b>139,390</b>
<b>TOTAL AVAILABLE</b>	<b>0</b>	<b>6,713,850</b>	<b>124,460</b>	<b>5,392,815</b>	<b>5,542,673</b>	<b>139,390</b>
<b>EXPENDITURES</b>						
<b>2022 REVENUE BONDS \$7M</b>						
Contractual Services	0	0	0	4,217,895	4,212,895	0
Other Charges	0	0	124,460	83,355	482,393	139,390
Capital Outlay	0	995,492	0	837,442	837,442	0
Debt Service	0	189,003	0	9,943	9,943	0
Intergovernmental Transfers	0	261,000	0	0	0	0
<b>TOTAL 2022 REVENUE BONDS \$7M</b>	<b>0</b>	<b>1,445,495</b>	<b>124,460</b>	<b>5,148,635</b>	<b>5,542,673</b>	<b>139,390</b>
<b>TOTAL EXPENDITURES</b>	<b>0</b>	<b>1,445,495</b>	<b>124,460</b>	<b>5,148,635</b>	<b>5,542,673</b>	<b>139,390</b>
<b>CLOSING BALANCE</b>	<b>\$0</b>	<b>\$5,268,355</b>	<b>\$0</b>	<b>\$244,180</b>	<b>\$0</b>	<b>\$0</b>

Budget

**CITY OF LAREDO, TEXAS  
GENERAL FUND SUMMARY  
EXPENDITURES  
FY 2024-2025**

EXPENDITURES	ACTUAL FY 21-22	ACTUAL FY 22-23	ORIGINAL BUDGET FY 23-24	AMENDED BUDGET FY 23-24	TOTAL ESTIMATE FY 23-24	PROPOSED BUDGET FY 24-25
<b>GENERAL GOVERNMENT</b>						
<b>Budget Department</b>						
Personnel Services	397,934	369,535	536,631	525,851	397,765	543,037
Materials and Supplies	5,482	16,651	17,450	20,558	8,683	15,100
Contractual Services	27,075	30,920	44,545	53,542	50,297	50,212
Debt Service	545	545	600	600	600	650
<b>Total Budget Department</b>	<b>431,036</b>	<b>417,651</b>	<b>599,226</b>	<b>600,551</b>	<b>457,345</b>	<b>608,999</b>

**City of Laredo, Texas  
Budget Department  
Major Fund Changes  
FY 2024-2025**

**EXPENDITURES**

Total Net Change from FY 23-24 to FY 24-25	<b>\$ 9,773</b>
<b><u>Major Expenditure Changes</u></b>	<b><u>Variance</u></b>
Personnel	\$ 6,406
Consultant Fees	5,781
Advertising	(3,200)



# Budget Department

## Mission Statement

To develop and administer the budget process as a sound basis for planning, financial analysis, and decision-making. As well as communicating and supporting all departments in allocating and managing their budgets as efficiently as possible.

## Key Functions

- Prepare and finalize the City of Laredo's Annual Budget document
- Work with Engineering Department to compile the City of Laredo's Annual CIP document
- Aid all departments during the budget process
- Analyze and review the budgets for all city departments
- City Management meeting with all departments to review proposed annual budget
- Submit City Budget to City Council
- Budget Workshop with City Council

## FY 2024 Accomplishments

- Receive GFOA Award
- Implemented a new version of CIP Program

## FY 2025 Goals

- Update software for fund summaries
- Continue receiving GFOA Award
- Receive GFOA Special Recognition

## Performance Measures

Outputs	Actual 21-22	Actual 22-23	Estimate 23-24	Target 24-25
Provide Budget trainings to departments	4	5	27	27
# of BA/IAN	1,484	1,496	1,200	1,150
# of participants that attended Budget trainings	95	100	213	200
Number of years receiving GFOA award	30	31	32	33

## Expenditures

Budget	Actual 21-22	Actual 22-23	Amended 23-24	Estimated 23-24	Proposed 24-25
Personnel Services	397,934	369,535	534,911	397,765	543,037
Materials & Supplies	5,482	16,651	20,558	8,683	15,100
Contractual Services	27,075	30,920	44,482	50,297	50,212
Debt Service	545	545	600	600	650
<b>Total</b>	<b>431,036</b>	<b>417,651</b>	<b>600,551</b>	<b>457,345</b>	<b>608,999</b>

**Building**  
(Transferred to Planning Department)

**CITY OF LAREDO, TEXAS  
GENERAL FUND SUMMARY  
EXPENDITURES  
FY 2024-2025**

EXPENDITURES	ACTUAL FY 21-22	ACTUAL FY 22-23	ORIGINAL BUDGET FY 23-24	AMENDED BUDGET FY 23-24	TOTAL ESTIMATE FY 23-24	PROPOSED BUDGET FY 24-25
<b>Building Development Services</b>						
Building Inspections						
Personnel Services	1,474,689	1,658,529	1,931,652	1,931,652	1,641,053	-
Materials and Supplies	103,519	103,818	122,911	143,678	132,774	-
Contractual Services	392,100	527,350	614,156	764,164	769,752	-
Other Charges	57	464	-	-	(425)	-
Capital Outlay	-	-	-	23,719	-	-
Debt Service	1,532	1,532	6,055	6,055	1,529	-
Subtotal Building Inspections	1,971,897	2,291,693	2,674,774	2,869,268	2,544,683	-
Development Review						
Personnel Services	643,895	464,260	724,146	724,146	511,367	-
Materials and Supplies	4,124	5,201	9,295	10,885	11,188	-
Contractual Services	10,293	20,150	18,234	18,970	17,310	-
Subtotal Development Review	658,312	489,611	751,675	754,001	539,865	-
Code Enforcement						
Personnel Services	334,206	337,214	365,642	370,839	313,525	-
Materials and Supplies	20,462	19,012	23,897	23,962	20,736	-
Contractual Services	22,393	24,451	121,195	92,506	121,613	-
Subtotal Code Enforcement	377,061	380,677	510,734	487,307	455,874	-
Public Right of Way						
Personnel Services	374,033	412,512	458,828	458,828	432,281	-
Materials and Supplies	7,839	8,019	12,466	13,927	12,909	-
Contractual Services	11,745	13,659	15,290	16,227	18,349	-
Subtotal Public Right of Way	393,617	434,190	486,584	488,982	463,539	-
Geographic Information System						
Personnel Services	69,583	74,507	79,029	79,029	75,564	-
Materials and Supplies	4,080	1,514	4,512	4,512	4,512	-
Contractual Services	12,223	11,887	13,841	18,935	14,314	-
Subtotal Geographic Info. System	85,886	87,908	97,382	102,476	94,390	-
<b>Total Building Development Srvc</b>	<b>3,486,773</b>	<b>3,684,079</b>	<b>4,521,149</b>	<b>4,702,034</b>	<b>4,098,351</b>	<b>-</b>

City Attorney's

**CITY OF LAREDO, TEXAS  
GENERAL FUND SUMMARY  
EXPENDITURES  
FY 2024-2025**

EXPENDITURES	ACTUAL FY 21-22	ACTUAL FY 22-23	ORIGINAL BUDGET FY 23-24	AMENDED BUDGET FY 23-24	TOTAL ESTIMATE FY 23-24	PROPOSED BUDGET FY 24-25
<b>GENERAL GOVERNMENT</b>						
<b>City Attorney's Office</b>						
Personnel Services	940,755	1,461,418	1,497,116	1,497,116	1,415,338	1,592,458
Materials and Supplies	25,758	33,971	25,945	32,163	34,994	32,600
Contractual Services	124,519	80,274	81,323	97,815	63,806	102,537
Other Charges	-	-	20,000	6,500	-	6,020
<b>Total City Attorney's Office</b>	<b>1,091,032</b>	<b>1,575,663</b>	<b>1,624,384</b>	<b>1,633,594</b>	<b>1,514,138</b>	<b>1,733,615</b>

**City of Laredo, Texas  
City Attorney  
Major Fund Changes  
FY 2024-2025**

**EXPENDITURES**

Total Net Change from FY 23-24 to FY 24-25 **\$ 109,231**

**Major Expenditure Changes**

**Variance**

Personnel	\$ 95,342
I-Net and I-Series	13,069

# City Attorney's Office

## Mission Statement

Pursuant to Section 4.02 of the City Charter, the City Attorney is responsible for all of the legal affairs of the City. The City Attorney's Office, therefore, represents the City, the City Council, and all City departments in civil litigation, quasi-judicial proceedings, and administrative hearings, including ethics complaints and police, fire, and municipal civil service cases. It also works hand-in-hand with the police department and code enforcement to prosecute all traffic and ordinance Class C misdemeanor violations at the Municipal Court.

## Key Functions

- To serve as the ultimate legal authority for the City in providing legal counsel to the Mayor, Council Members, City Manager's Office, Department Directors, and City Staff; come up with legal solutions for problems raised; and negotiate contract terms with counterparties on behalf of the City.
- Pursuant to Resolution 2015-R-100, the City Attorney's Office will continue the active filing of lawsuits under Chapter 54 and Chapter 211 of the Texas Government Code to obtain compliance with the City's building, environmental, health, and zoning laws through injunctive relief and the collection of civil penalties.
- Oversees all outside legal counsel to keep costs down for the City and make strategic decisions for all cases in litigation.
- Another objective for this department is for all staff attorneys to receive specialized training to become intimately familiar with certain key areas of municipal law, including procurement, airports, construction, real estate, public safety advisory, and civil service.

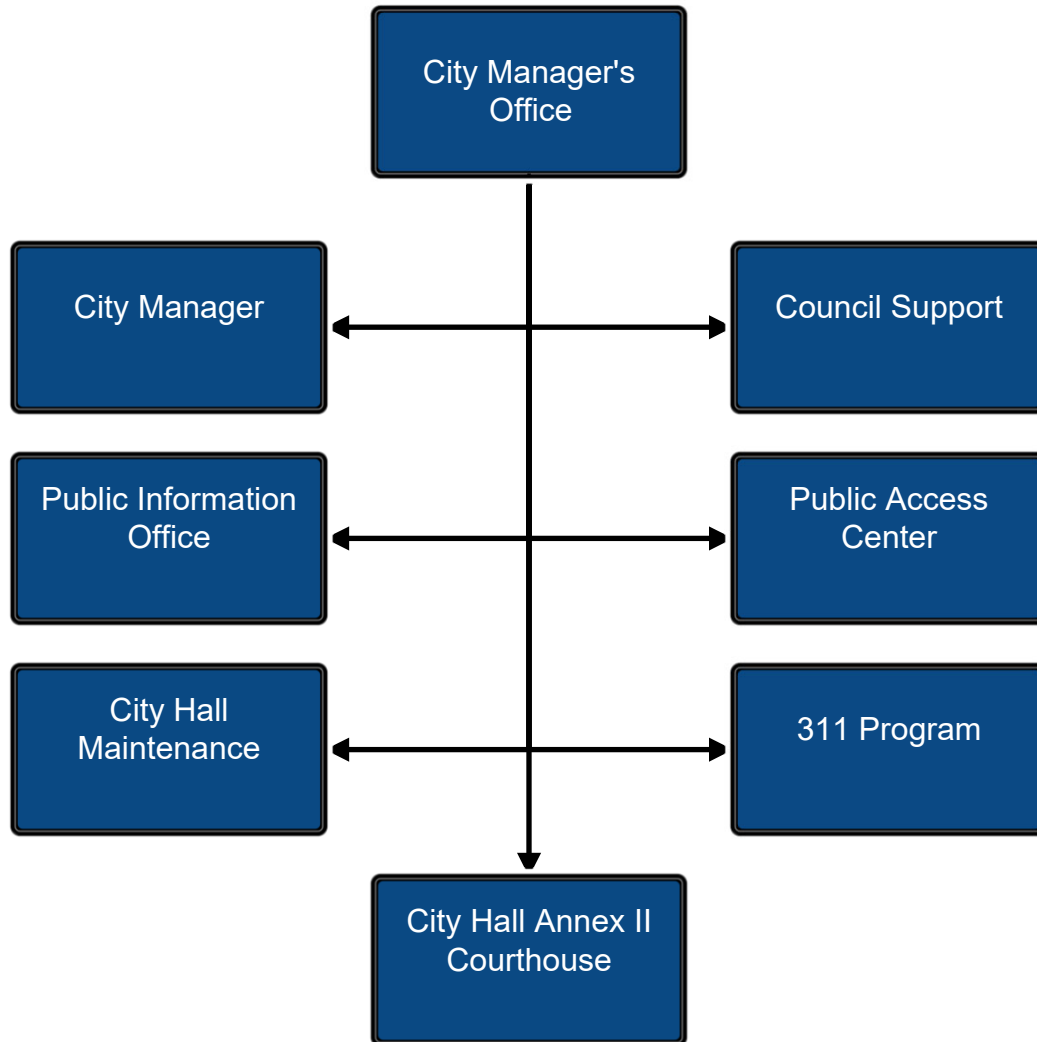
FY 2024 Accomplishments	FY 2025 Goals
<ul style="list-style-type: none"> <li>• Completed/Negotiated Contract with 2L4L</li> <li>• Completed/Negotiated Contract with Fire Union</li> <li>• Operated Department Fully Staffed for First Time in 10 years</li> <li>• Revised and proposed the language for the City Charter</li> </ul>	<ul style="list-style-type: none"> <li>• Expand Office Capacity</li> <li>• Take on more litigation cases in-house</li> <li>• Continue to provide timely work for clients</li> <li>• Revise the language of existing ordinances and policies</li> <li>• Develop and provide training to City Council, City Officials, staff, boards, and commissions on various topics, including the Ethics Code, the Texas Public Information Act, and the Texas Open Meetings Act.</li> <li>• Negotiated Contract with Laredo Police Officers Association</li> </ul>

## Performance Measures

Outputs	Actual 21-22	Actual 22-23	Estimate 23-24	Target 24-25
In-house litigation activity/pleadings	320	350	400	450
City Council items submitted (Ordinances, Resolutions, Motions, & Executive Sessions)	1,765	2,270	3,500	4,200
Municipal Court activity (pre-trial, trial)	1,650	1,820	2,651	2,950
Open Records received	1,520	1,320	2,100	2,600
Total potential clients (citizen population)	261,639	267,396	267,549	267,945

## Expenditures

City Attorney	Actual 21-22	Actual 22-23	Amended 23-24	Estimated 23-24	Proposed 24-25
Personnel Services	940,755	1,461,417	1,497,116	1,415,338	1,592,458
Materials & Supplies	25,758	33,972	32,163	34,994	32,600
Contractual Services	124,519	80,273	97,815	63,806	102,537
Debt Service	0	0	6,500	0	6,020
<b>Total</b>	<b>1,091,032</b>	<b>1,575,663</b>	<b>1,633,594</b>	<b>1,514,138</b>	<b>1,733,615</b>





**CITY OF LAREDO, TEXAS  
GENERAL FUND SUMMARY  
EXPENDITURES  
FY 2024-2025**

EXPENDITURES	ACTUAL FY 21-22	ACTUAL FY 22-23	ORIGINAL BUDGET FY 23-24	AMENDED BUDGET FY 23-24	TOTAL ESTIMATE FY 23-24	PROPOSED BUDGET FY 24-25
<b>City Manager's Office</b>						
City Manager						
Personnel Services	1,579,710	1,191,428	1,369,846	1,361,422	1,362,790	1,429,341
Materials and Supplies	17,269	30,180	18,200	27,228	27,015	21,802
Contractual Services	84,637	114,889	83,641	98,041	88,840	86,369
Debt Service	1,412	1,412	1,438	1,438	1,438	1,438
<b>Subtotal City Manager</b>	<b>1,683,028</b>	<b>1,337,909</b>	<b>1,473,125</b>	<b>1,488,129</b>	<b>1,480,083</b>	<b>1,538,950</b>
<b>Council Support</b>						
Personnel Services	553,906	596,270	605,108	605,108	666,433	440,635
Materials & Supplies	5,460	1,622	11,350	3,971	4,809	5,645
Contractual Services	109,725	101,123	125,218	145,891	131,500	127,209
<b>Subtotal Council Support</b>	<b>669,091</b>	<b>699,015</b>	<b>741,676</b>	<b>754,970</b>	<b>802,742</b>	<b>573,489</b>
<b>Public Information Office</b>						
Personnel Services	240,937	272,809	427,575	427,575	345,163	437,665
Materials and Supplies	1,616	4,056	4,000	3,726	4,389	6,510
Contractual Services	21,428	34,014	38,402	40,254	34,311	43,148
Other Charges	1,200	-	-	-	-	-
<b>Subtotal Public Information Office</b>	<b>265,181</b>	<b>310,879</b>	<b>469,977</b>	<b>471,555</b>	<b>383,863</b>	<b>487,323</b>
<b>Public Access Center</b>						
Personnel Services	359,819	349,798	438,139	438,289	380,706	513,050
Materials and Supplies	13,272	60,663	62,046	52,618	50,398	52,553
Contractual Services	62,137	86,232	88,722	104,562	116,404	112,409
Debt Service	545	545	-	380	520	-
<b>Subtotal Public Access Center</b>	<b>435,773</b>	<b>497,238</b>	<b>588,907</b>	<b>595,849</b>	<b>548,028</b>	<b>678,012</b>
<b>City Hall Maintenance</b>						
Personnel Services	-	-	-	-	-	303,529
Materials and Supplies	-	-	-	-	-	41,026
Contractual Services	-	-	-	-	-	267,539
<b>Subtotal City Hall Maintenance</b>	<b>-</b>	<b>-</b>	<b>-</b>	<b>-</b>	<b>-</b>	<b>612,094</b>
<b>City Hall Annex II - Courthouse</b>						
Materials and Supplies	65	37	-	-	-	2,102
Contractual Services	138,785	116,222	-	-	-	141,277
<b>Subtotal City Hall Annex II Courthouse</b>	<b>138,850</b>	<b>116,259</b>	<b>-</b>	<b>-</b>	<b>-</b>	<b>143,379</b>
<b>311 Program</b>						
Personnel Services	-	-	526,060	526,060	352,391	540,053
Materials and Supplies	-	-	37,157	37,545	37,445	24,664
Contractual Services	-	-	69,815	76,955	76,955	77,835
Debt Service	-	-	650	650	650	650
<b>Subtotal 311 Program</b>	<b>-</b>	<b>-</b>	<b>633,682</b>	<b>641,210</b>	<b>467,441</b>	<b>643,202</b>
<b>Total City Manager's Office</b>	<b>3,191,923</b>	<b>2,961,300</b>	<b>3,907,367</b>	<b>3,951,713</b>	<b>3,682,157</b>	<b>4,676,449</b>

**City of Laredo, Texas  
City Manager's  
Major Fund Changes  
FY 2024-2025**

**EXPENDITURES**

**Total Net Change from FY 23-24 to FY 24-25** **\$ 769,082**

<u>Major Expenditure Changes</u>	<u>Variance</u>
Personnel (Changes with Benefits)	297,545
Security Services	179,335
Electricity	98,474
Water	42,462
I-Net Charges	31,191
Building & Other Improv	23,741

***\*Note: City Annex- Courthouse has been moved to City Manager Department- \$118,450***

***\*Note: City Hall Maintenance has been moved to City Manager Department- \$504,702***

## Department Requests

### Additional Request

DIVISION	DESCRIPTION	AMOUNT REQUESTED	FUNDING SOURCE	APPROVED AMOUNT
<b>CITY HALL MAINTENANCE</b>	<b>101-1250-513.55-30 SECURITY SERVICES</b>			
	Funds needed to cover security	40,000	Operation	40,000
<b>CITY ANNEX II- COURTHOUSE</b>	<b>101-1252-513.55-30 SECURITY SERVICES</b>			
	Funds needed to cover security	15,000	Operation	15,000
<b>Total Additional Requests</b>		<b>55,000</b>		<b>55,000</b>
<b>Total City Manager Requests</b>		<b>55,000</b>		<b>55,000</b>

# City Manager's Office

## Mission Statement

To serve the City of Laredo, the City Council and community through responsible municipal administration, leadership, communication and quality service. City Manager's Office builds civic trust through promoting high standards of ethics, professionalism and integrity.

## Key Functions

- Develop and present a balanced yearly budget to the City Council
- Carry out the vision of the City Council
- Oversee the operations and organization of all city departments and workforce of over 2,600 employees
- Lead city communications and community engagement efforts through public information, public access and 311 programming

FY 2024 Accomplishments	FY 2025 Goals
<ul style="list-style-type: none"> <li>• Continued with process to develop a strategic plan for the City</li> <li>• Updated tracking mechanisms for City Council priorities</li> <li>• Continuously developed new pay and employee structure for civilian employees</li> <li>• Updating the City's organizational structure</li> <li>• Implemented a new City Council agenda system and public portal</li> </ul>	<ul style="list-style-type: none"> <li>• Evolve our workforce to be more collaborative and knowledgeable on both internal and external issues that affect operations, their missions and goals for the city to run as an organization and as a municipality</li> <li>• Establish policies and procedures that will strengthen and support the City of Laredo departmental workflows and outputs</li> <li>• Update our 311 City program and software procedures to better facilitate citizen requests</li> </ul>

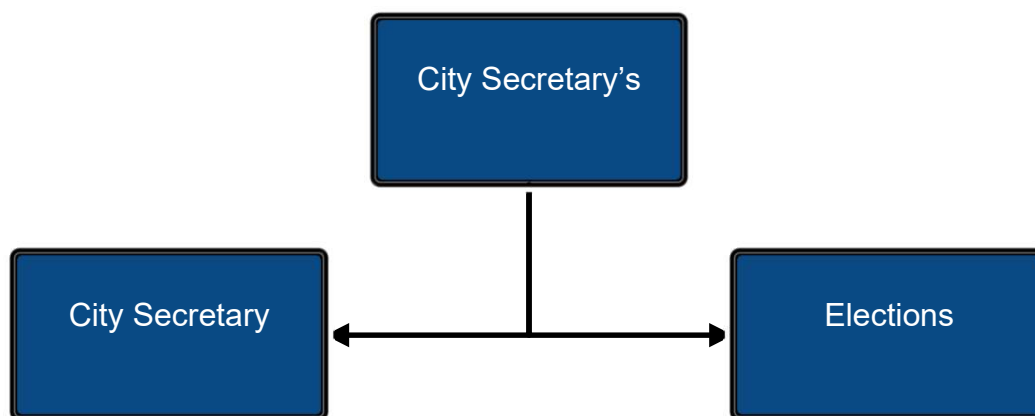
## Performance Measures

Outputs	Actual 21-22	Actual 22-23	Estimate 23-24	Target 24-25
# of agendas posted per year	49	40	37	40
# of citizen calls handled through 311	471,000	145,000	212,000	200,000
# of weekly reports issued to City Council	50	50	50	50
Average reach across city-owned social platforms	n/a	1.1M	110,000	120,000
Percentage of citywide news releases/press conferences that result in earned media coverage	100%	95%	98%	95%
# of events coordinated through City Council	n/a	n/a	36	48

## Expenditures

City Manager's Office	Actual 21-22	Actual 22-23	Amended 23-24	Estimated 23-24	Proposed 24-25
Personnel Services	2,734,372	2,410,305	3,358,454	3,107,483	3,664,273
Materials & Supplies	37,682	96,558	125,088	124,056	154,302
Contractual Services	416,712	452,480	465,703	448,010	855,786
Other Charges	1,200	0	0	0	0
Debt Service	1,957	1,957	2,468	2,608	2,088
<b>Total</b>	<b>3,191,923</b>	<b>2,961,300</b>	<b>3,951,713</b>	<b>3,682,157</b>	<b>4,676,449</b>





**CITY OF LAREDO, TEXAS  
GENERAL FUND SUMMARY  
EXPENDITURES  
FY 2024-2025**

EXPENDITURES	ACTUAL FY 21-22	ACTUAL FY 22-23	ORIGINAL BUDGET FY 23-24	AMENDED BUDGET FY 23-24	TOTAL ESTIMATE FY 23-24	PROPOSED BUDGET FY 24-25
<b>GENERAL GOVERNMENT</b>						
<b>City Secretary's Office</b>						
City Secretary						
Personnel Services	372,938	377,403	465,202	363,463	365,167	477,424
Materials and Supplies	12,917	11,301	18,173	26,858	18,280	22,434
Contractual Services	94,367	86,317	114,403	101,827	103,475	122,833
Debt Service	1,412	1,412	1,563	1,563	1,563	2,053
Subtotal City Secretary	481,634	476,433	599,341	493,711	488,485	624,744
Elections						
Personnel Services	-	-	1,294	1,294	1,291	1,296
Contractual Services	65,140	108,054	76,000	123,000	82,000	128,000
Subtotal Elections	65,140	108,054	77,294	124,294	83,291	129,296
City Hall Maintenance						
Personnel Services	205,111	220,359	240,859	240,859	241,096	-
Materials and Supplies	34,029	48,956	42,439	47,396	45,193	-
Contractual Services	207,866	268,254	221,404	270,424	273,946	-
Subtotal City Hall Maintenance	447,006	537,569	504,702	558,679	560,235	-
City Hall Annex II - Courthouse						
Materials and Supplies	-	-	2,000	2,102	2,000	-
Contractual Services	-	-	116,450	161,751	124,950	-
Subtotal City Hall Annex II Courthouse	-	-	118,450	163,853	126,950	-
<b>Total City Secretary's Office</b>	<b>993,780</b>	<b>1,122,056</b>	<b>1,299,787</b>	<b>1,340,537</b>	<b>1,258,961</b>	<b>754,040</b>

**City of Laredo, Texas  
City Secretary  
Major Fund Changes  
FY 2024-2025**

**EXPENDITURES**

Total Net Change from FY 23-24 to FY 24-25 **\$ (545,747)**

**Major Expenditure Changes**

**Variance**

Personnel	\$ (228,635)
Security Services	(115,000)
Electricity	(88,791)

**\*Note: City Hall Maintenance has been moved to City Manager's Department - \$(504,702)**

**\*Note: City Annex Courthouse has been moved to City Manager's Department - \$(118,450)**



## Department Requests

### Additional Request

DIVISION	DESCRIPTION	AMOUNT REQUESTED	FUNDING SOURCE	APPROVED AMOUNT
<b>CITY SECRETARY</b>	<b>101-1720-513.55-96 ELECTION SERVICES</b>			
	Funds needed to cover upcoming election costs	50,000	Operation	50,000
	<b>101-1720-513.62-00 ADVERTISING</b>			
	Publishing of Election items on LMT	2,000	Operation	2,000
<b>Total Additional Requests</b>		<b>52,000</b>		<b>52,000</b>
<b>Total City Secretary Requests</b>		<b>52,000</b>		<b>52,000</b>

# City Secretary's Office

## Mission Statement

Engross and enroll all laws, ordinances and resolutions of the City Council; provide administrative support to the City Council, Commission and Boards; administer city elections; maintain City's Website; provide records retention and destruction advisory services to all city departments; provide administrative support for Texas Alcoholic Beverage Commission applications.

## Key Functions

- Oversee City of Laredo Elections and Retention of Election Documents
- Maintain City Website
- Processing and Retaining of Executed Ordinances, Resolutions, and Contracts
- Processing of Texas Alcoholic Beverage Commission applications
- Produce and Retain Official City Council Minutes
- Administrative Support to City Council
- Administrative Support to all boards, committees, and commissions
- Record Retention for City Officials
- Administer Oaths to all City Officials
- Counter Sign all Official City Documents

FY 2024 Accomplishments	FY 2025 Goals
<ul style="list-style-type: none"> <li>• Scanned 52 years of Minutes and 49 years of agendas.</li> <li>• All City Council minutes produced on Legistar and automatically uploaded.</li> </ul>	<ul style="list-style-type: none"> <li>• Scan 5 years of Ordinances and Resolutions</li> <li>• Have trained all Committee liaisons to generate agendas on Legistar.</li> </ul>

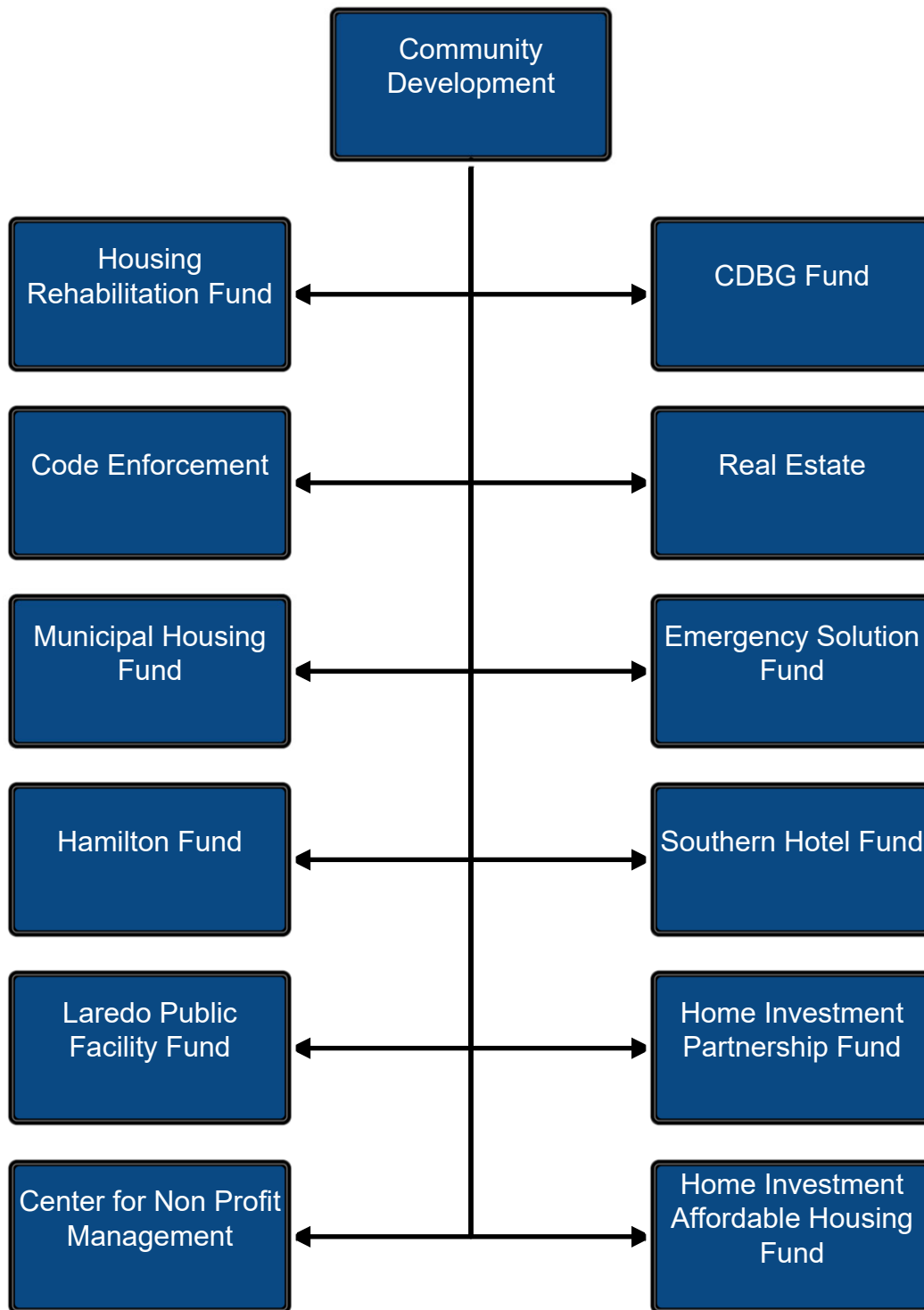
## Performance Measures

Outputs	Actual 21-22	Actual 22-23	Estimate 23-24	Target 24-25
Number of pages of minutes produced	955	1,000	150	160
Number of beer/wine licenses processed	43	68	75	80
Number of pages/documents scanned for storage	46,000	53,000	60,000	62,000
Number of newspaper publications	181	104	120	130

## Expenditures

City Secretary	Actual 21-22	Actual 22-23	Amended 23-24	Estimated 23-24	Proposed 24-25
Personnel Services	578,048	597,762	605,116	607,554	478,720
Materials & Supplies	46,946	60,256	76,356	65,473	22,434
Contractual Services	367,374	462,265	657,002	584,371	250,833
Debt Service	1,412	1,413	1,563	1,563	2,053
<b>Total</b>	<b>993,780</b>	<b>1,122,056</b>	<b>1,340,537</b>	<b>1,258,961</b>	<b>754,040</b>





**CITY OF LAREDO, TEXAS  
GENERAL FUND SUMMARY  
EXPENDITURES  
FY 2024-2025**

EXPENDITURES	ACTUAL FY 21-22	ACTUAL FY 22-23	ORIGINAL BUDGET FY 23-24	AMENDED BUDGET FY 23-24	TOTAL ESTIMATE FY 23-24	PROPOSED BUDGET FY 24-25
<b>Community Development</b>						
Code Enforcement						
Personnel	203,501	249,630	266,643	266,787	266,787	249,799
Materials and Supplies	13,493	10,301	13,588	13,570	14,070	14,102
Contractual Services	93,526	105,929	93,602	93,661	93,161	79,504
Other Charges	0	0	0	0	0	1,719
Subtotal Code Enforcement	310,520	365,861	373,833	374,018	374,018	345,124
Center for Non-Profit Mgmt.						
Personnel Services	31,471	34,315	72,986	73,281	72,986	70,065
Materials and Supplies	9,356	6,398	9,897	9,802	11,027	13,112
Contractual Services	11,180	11,036	13,785	14,765	13,835	12,026
Other Charges	0	0	0	170,000	65,000	1,060
Subtotal Center for Non-Profit Management	52,007	51,749	96,668	267,848	162,848	96,263
Real Estate						
Personnel Services	166,300	192,196	336,675	332,918	339,675	327,272
Materials and Supplies	6,190	1,576	6,365	5,925	5,865	8,628
Contractual Services	47,546	75,323	66,373	70,570	66,873	67,051
Other Charges	0	0	0	0	0	15,213
Subtotal Real Estate	220,036	269,095	409,413	409,413	412,413	418,164
<b>Total Community Development</b>	<b>582,563</b>	<b>686,705</b>	<b>879,914</b>	<b>1,051,279</b>	<b>949,279</b>	<b>859,551</b>

**City of Laredo, Texas  
Community Development - General Fund  
Major Fund Changes  
FY 2024 - 2025**

**EXPENDITURES**

**Total Net Change from FY 23-24 to FY 24-25** **\$ (20,363)**

<b><u>Major Expenditures Changes</u></b>	<b><u>Variance</u></b>
Personnel	(29,168)
I-net & I-series	5,887
Utilities	2,300

# Community Development 101

## Mission Statement

To provide a better quality of life for citizens of the City of Laredo, particularly persons of low and moderate income by creating housing and economic development opportunities, facilitating public improvements, and promoting a clean, healthy, and safe environment.

## Key Functions

- Oversee all operations of Non-Profit, Code Enforcement, and Real Estate Divisions.
- To administer the allocation of funds to third party entities.
- To increase the recruitment of volunteers for city departments and local nonprofit agencies through on-site visits, presentations, and the media.
- Prevent and eliminate slum and blighting influences and hazardous conditions.
- Eliminate rubbish, junk vehicles, blighting influences, and hazardous conditions.
- Educate the public on property maintenance codes.
- Acquisition of real estate properties.
- Negotiate sales and purchases.

FY 2024 Accomplishments	FY 2025 Goals
<ul style="list-style-type: none"> <li>• Provided 38 non-profit agencies with funding to assist the community and provided over 150 people with volunteer opportunities</li> <li>• Assisted with the Annual Sister Cities Event.</li> <li>• Exceed amount of inspections conducted and surpassed amount of Operations Clean up and Blitz events.</li> <li>• 95% of Graffiti complaints were addressed and removed</li> <li>• Completed acquisitions of parcels needed for State Highway 84, Springfield Ext Phase II, HWY 59 / Del Mar/ Loop 20 Expansion and other City/TxDot projects.</li> <li>• Transitioned paper-based applications to electronic platforms using Docuware for Temporary Street Closure Permits.</li> </ul>	<ul style="list-style-type: none"> <li>• Promote available funds to increase engagement of non-profit agencies to assist them to increase funding opportunities and to do more outreach events to encourage volunteer involvement with the community.</li> <li>• Continue to promote Operation Clean Up events to ensure we have a safer and cleaner community.</li> <li>• Increase public engagement to exceed numbers of properties brought to compliance.</li> <li>• Provide additional real estate opportunities that benefit the community and citizens.</li> <li>• Modify outdated ordinances to cater to departmental needs for enhanced public service.</li> <li>• Implement Standard Operating Procedures (SOP's) for the use of City of Laredo easements, encroachments and other real estate matters.</li> </ul>

## Performance Measures

Outputs	Actual 21-22	Actual 22-23	Estimate 23-24	Target 24-25
Number of Non-Profit Contacts	36	36	36	38
Number of Volunteers Placed	185	173	375	400
Number of Service / Case	1,615	1,817	2,135	2,150
Number of Inspections Conducted	4,845	5,451	6,405	6,450
Number of Projects Negotiated	15	19	35	30
Number of Acquisitions/Sales Completed	5	6	20	15
Number of Easements Processed	4	7	10	10
Number of Inquiries	155	18	22	200

<b>Expenditures</b>					
<b>Community Development</b>	<b>Actual 21-22</b>	<b>Actual 22-23</b>	<b>Amended 23-24</b>	<b>Estimated 23-24</b>	<b>Proposed 24-25</b>
Personnel Services	401,272	476,141	672,986	679,448	647,136
Materials & Supplies	29,038	18,275	29,297	30,962	35,842
Contractual Services	152,253	192,289	178,996	173,869	158,581
Other Charges	0	0	170,000	65,000	17,992
<b>Total</b>	<b>582,563</b>	<b>686,705</b>	<b>1,051,279</b>	<b>949,279</b>	<b>859,551</b>



**CITY OF LAREDO, TEXAS  
COMMUNITY DEVELOPMENT  
OPERATING FUND  
FY 2024 - 2025**

	<u>ACTUAL FY 21-22</u>	<u>ACTUAL FY 22-23</u>	<u>ORIGINAL BUDGET FY 23-24</u>	<u>AMENDED BUDGET FY 23-24</u>	<u>TOTAL ESTIMATE FY 23-24</u>	<u>PROPOSED BUDGET FY 24-25</u>
<b>OPENING BALANCE</b>	<b>\$0</b>	<b>\$0</b>	<b>\$0</b>	<b>\$0</b>	<b>\$0</b>	<b>\$0</b>
<b>REVENUES</b>						
Intergovernmental Revenue	4,238,087	5,055,586	3,228,384	8,676,114	8,676,114	3,032,219
Reimburse and Miscellaneous	3,789	6,809	0	1,074	0	0
<b>TOTAL REVENUES</b>	<b>4,241,875</b>	<b>5,062,396</b>	<b>3,228,384</b>	<b>8,677,188</b>	<b>8,676,114</b>	<b>3,032,219</b>
<b>TOTAL AVAILABLE</b>	<b>4,241,875</b>	<b>5,062,396</b>	<b>3,228,384</b>	<b>8,677,188</b>	<b>8,676,114</b>	<b>3,032,219</b>
<b>EXPENDITURES</b>						
C.D.-38TH ACT YR/12 GRANT	0	0	0	16	16	0
C.D.-39TH ACT YR/13 GRANT	0	0	0	118	118	0
COMMUNITY DEVELOPMENT	304,278	0	0	0	0	0
C.D.-40TH ACT YR/14 GRANT	9,830	9,733	0	5,819	5,819	0
C.D.-41ST ACT YR/15 GRANT	0	0	0	280	280	0
42ND ACTN YEAR/2016 GRANT	110,407	18,509	0	0	0	0
43RD ACTN YEAR/2017 GRANT	21,382	44,592	0	68,143	68,143	0
44TH ACTN YEAR/2018 GRANT	130,339	323,746	0	68,503	68,503	0
45TH ACTN YEAR/2019 GRANT	398,309	306,625	0	306,855	306,855	0
46TH ACTION YEAR	871,159	821,944	0	754,248	754,248	0
2020 CARES 1ST ALLOC.	619,619	227,379	0	1,854	1,854	0
2019 CARES 2ND ALLOC(3CV)	338,953	637,714	0	1,126,173	1,126,173	0
47TH ACTN YEAR/2021 GRANT	1,437,599	871,860	0	1,439,010	1,439,010	0
48TH ACTN YEAR/2022 GRANT	0	1,796,288	0	1,627,671	1,627,671	0
49TH ACTN YEAR/2023 GRANT	0	0	3,228,384	3,228,384	3,228,384	0
50TH ACTN YEAR/2024 GRANT	0	4,005	0	0	0	3,032,219
37TH ACTN YEAR/2011 GRANT	0	0	0	27	49,040	0
<b>TOTAL EXPENDITURES</b>	<b>4,241,875</b>	<b>5,062,396</b>	<b>3,228,384</b>	<b>8,627,101</b>	<b>8,676,114</b>	<b>3,032,219</b>
<b>CLOSING BALANCE</b>	<b>\$0</b>	<b>\$0</b>	<b>\$0</b>	<b>\$50,087</b>	<b>\$0</b>	<b>\$0</b>

# Community Development 211

## Mission Statement

To provide a better quality of life for citizens of the City of Laredo, particularly persons of low and moderate income by creating housing and economic development opportunities, facilitating public improvements, and promoting a clean, healthy, and safe environment.

## Key Functions

- Oversee all operations of Administration, Code Enforcement, and Housing Loan Rehabilitation Divisions.
- Project Management of public improvements and public facilities funded through CDBG funds.
- Development of decent and affordable housing for persons of very low to moderate income.
- Improve quality of life for low to moderate-income persons by planning, implementing and administering infrastructure projects in areas of low and moderate income as funded by HUD.
- Administering the housing rehabilitation and construction programs that provide safe, decent and affordable housing for individuals of low and moderate income.
- Enforcing City Codes of Ordinances pertaining to weeds, junk vehicles, and nuisance.
- Monitoring applicable federal, state and local funded projects to ensure compliance with program rules and regulations.
- Assisting with direct or indirect job creation.
- Maintaining percentage of programs with zero audit findings at 100%.

FY 2024 Accomplishments	FY 2025 Goals
<ul style="list-style-type: none"> <li>• Completed CDBG funded public improvements and facilities projects and successfully monitored the design, testing, and/or construction of parks and other amenities as deemed necessary to improve the park for public use.</li> <li>• Rehabilitated multiple homes through the CDBG Rehabilitation Loan Program to reduce hazards and hardships for the low to moderate-income households.</li> <li>• Exceeded amount of inspections conducted and surpassed amount of Operation Clean up and Blitz events in CDBG eligible areas.</li> <li>• 95% of Graffiti complaints were addressed and removed in low to moderate-income areas.</li> </ul>	<ul style="list-style-type: none"> <li>• Continue identifying additional project locations to benefit low- and moderate-income persons and to meet other community development needs to ensure a clean, healthy, and safe environment.</li> <li>• Promote programs to increase the supply of safe, decent, and affordable housing and strengthen communities by improving living conditions and creating economic opportunities.</li> <li>• Promote Operation Clean Up events to ensure we have a safer and cleaner community.</li> <li>• Increase public engagement to exceed numbers of properties brought to compliance.</li> </ul>

## Performance Measures

Outputs	Actual 21-22	Actual 22-23	Estimate 23-24	Target 24-25
Total Public Improvements Projects	5	5	4	2
Total Public Facilities Projects	6	2	4	3
Total Public Service Projects	1	2	2	1
Total Multi-Family Rental Rehabilitation Projects	1	0	0	1
Number of Housing Rehabilitation Program Inquiries	313	320	325	325
Number of Housing Rehabilitation Applications Processed	52	57	58	60
Number of Housing Rehabilitation Preliminary Inspections	39	41	45	50
Number of Housing Rehabilitation Projects Completed	13	17	20	28
Number of Service/Case	2,839	2,467	2,517	2,550
Number of Inspections Completed	8,517	7,401	7,551	7,650

<b>Expenditures</b>					
<b>Community Development</b>	<b>Actual 21-22</b>	<b>Actual 22-23</b>	<b>Amended 23-24</b>	<b>Estimate 23-24</b>	<b>Proposed 24-25</b>
Personnel Services	1,082,277	1,145,330	1,296,091	1,328,293	1,208,924
Materials & Supplies	85,481	63,040	90,330	97,577	63,535
Contractual Services	1,967,961	1,761,033	3,273,684	3,295,534	881,727
Other Charges	2,773	2,773	53,150	102,727	876,383
Capital Outlay	1,101,478	2,088,497	3,612,076	3,550,228	0
Debt Service	1,905	1,723	301,770	301,755	1,650
<b>Total</b>	<b>4,241,875</b>	<b>5,062,396</b>	<b>8,627,101</b>	<b>8,676,114</b>	<b>3,032,219</b>

**CITY OF LAREDO, TEXAS  
HOUSING REHABILITATION  
OPERATING FUND  
FY 2024 - 2025**

	<u>ACTUAL FY 21-22</u>	<u>ACTUAL FY 22-23</u>	<u>ORIGINAL BUDGET FY 23-24</u>	<u>AMENDED BUDGET FY 23-24</u>	<u>TOTAL ESTIMATE FY 23-24</u>	<u>PROPOSED BUDGET FY 24-25</u>
<b>OPENING BALANCE</b>	<b>\$45,246</b>	<b>\$96,161</b>	<b>\$132,291</b>	<b>\$130,158</b>	<b>\$130,158</b>	<b>\$117,856</b>
<b>REVENUES</b>						
Rents, Royalties and Interest	814	2,599	33,600	33,600	16,800	15,800
Reimburse and Miscellaneous	96,511	57,754	80,000	80,000	80,000	80,000
<b>EMERGENCY RENTAL ASSIST.</b>						
Intergovernmental Revenue	3,571,792	1,057	0	3,628,686	3,628,686	0
Rents, Royalties and Interest	8,495	4,899	0	0	0	0
<b>TOTAL EMERGENCY RENTAL ASSIST.</b>	<b>3,580,287</b>	<b>5,956</b>	<b>0</b>	<b>3,628,686</b>	<b>3,628,686</b>	<b>0</b>
<b>ERA 2ND ALLOCATION</b>						
Intergovernmental Revenue	911,751	2,023,031	0	3,341,007	3,341,007	0
Rents, Royalties and Interest	13,508	30,036	0	0	0	0
<b>TOTAL ERA 2ND ALLOCATION</b>	<b>925,259</b>	<b>2,053,067</b>	<b>0</b>	<b>3,341,007</b>	<b>3,341,007</b>	<b>0</b>
<b>ERA 2ND ALLO. HIGH NEED</b>						
Intergovernmental Revenue	660,819	369,930	0	989,414	989,414	0
Rents, Royalties and Interest	2,625	4,811	0	0	0	0
<b>TOTAL ERA 2ND ALLO. HIGH NEED</b>	<b>663,444</b>	<b>374,742</b>	<b>0</b>	<b>989,414</b>	<b>989,414</b>	<b>0</b>
<b>HUD EDI PLAZA THEATRE</b>						
Intergovernmental Revenue	0	0	0	750,000	750,000	0
<b>TOTAL HUD EDI PLAZA THEATRE</b>	<b>0</b>	<b>0</b>	<b>0</b>	<b>750,000</b>	<b>750,000</b>	<b>0</b>
<b>TOTAL REVENUES</b>	<b>5,266,315</b>	<b>2,494,117</b>	<b>113,600</b>	<b>8,822,707</b>	<b>8,805,907</b>	<b>95,800</b>
<b>TOTAL AVAILABLE</b>	<b>5,311,561</b>	<b>2,590,278</b>	<b>245,891</b>	<b>8,952,865</b>	<b>8,936,065</b>	<b>213,656</b>

**CITY OF LAREDO, TEXAS  
HOUSING REHABILITATION  
OPERATING FUND  
FY 2024 - 2025**

	<u>ACTUAL FY 21-22</u>	<u>ACTUAL FY 22-23</u>	<u>ORIGINAL BUDGET FY 23-24</u>	<u>AMENDED BUDGET FY 23-24</u>	<u>TOTAL ESTIMATE FY 23-24</u>	<u>PROPOSED BUDGET FY 24-25</u>
<b>EXPENDITURES</b>						
<b>ADMINISTRATION</b>						
Personnel Services	5,507	1,555	0	0	6,446	0
Contractual Services	37	1,409	0	0	554	60
Other Charges	0	0	0	29,102	0	0
<b>TOTAL ADMINISTRATION</b>	<b>5,544</b>	<b>2,965</b>	<b>0</b>	<b>29,102</b>	<b>7,000</b>	<b>60</b>
<b>REHAB LOANS</b>						
Contractual Services	65,494	63,137	80,000	80,000	73,000	79,940
<b>TOTAL REHAB LOANS</b>	<b>65,494</b>	<b>63,137</b>	<b>80,000</b>	<b>80,000</b>	<b>73,000</b>	<b>79,940</b>
<b>EMERGENCY RENTAL ASSIST.</b>						
Personnel Services	463,114	0	0	0	0	0
Materials and Supplies	28,374	0	0	0	0	0
Contractual Services	3,079,941	(21,208)	0	1,328	1,328	3,552
Other Charges	0	22,129	0	3,627,268	3,652,145	0
Debt Service	363	136	0	90	90	0
<b>TOTAL EMERGENCY RENTAL ASSIST.</b>	<b>3,571,792</b>	<b>1,057</b>	<b>0</b>	<b>3,628,686</b>	<b>3,653,563</b>	<b>3,552</b>
<b>ERA 2ND ALLOCATION</b>						
Personnel Services	28,500	236,313	0	84,329	53,539	0
Materials and Supplies	4,390	13,137	0	2,092	8,368	0
Contractual Services	878,860	1,773,172	4,246	84,273	108,787	8,271
Other Charges	0	0	0	3,154,993	3,159,225	0
Capital Outlay	0	0	0	15,298	15,298	0
Debt Service	0	409	0	22	22	0
<b>TOTAL ERA 2ND ALLOCATION</b>	<b>911,751</b>	<b>2,023,031</b>	<b>4,246</b>	<b>3,341,007</b>	<b>3,345,239</b>	<b>8,271</b>
<b>ERA 2ND ALLO. HIGH NEED</b>						
Personnel Services	55,551	77,865	0	24,925	24,925	0
Contractual Services	605,268	292,065	0	2,292	2,292	6,039
Other Charges	0	0	0	962,197	962,190	0
<b>TOTAL ERA 2ND ALLO. HIGH NEED</b>	<b>660,819</b>	<b>369,930</b>	<b>0</b>	<b>989,414</b>	<b>989,407</b>	<b>6,039</b>

**CITY OF LAREDO, TEXAS  
HOUSING REHABILITATION  
OPERATING FUND  
FY 2024 - 2025**

	<u>ACTUAL FY 21-22</u>	<u>ACTUAL FY 22-23</u>	<u>ORIGINAL BUDGET FY 23-24</u>	<u>AMENDED BUDGET FY 23-24</u>	<u>TOTAL ESTIMATE FY 23-24</u>	<u>PROPOSED BUDGET FY 24-25</u>
<b>HUD EDI PLAZA THEATRE</b>						
Capital Outlay	0	0	0	750,000	750,000	0
<b>TOTAL HUD EDI PLAZA THEATRE</b>	<b>0</b>	<b>0</b>	<b>0</b>	<b>750,000</b>	<b>750,000</b>	<b>0</b>
<b>TOTAL EXPENDITURES</b>	<b>5,215,400</b>	<b>2,460,120</b>	<b>84,246</b>	<b>8,818,209</b>	<b>8,818,209</b>	<b>97,862</b>
<b>CLOSING BALANCE</b>	<b>\$96,161</b>	<b>\$130,158</b>	<b>\$161,645</b>	<b>\$134,656</b>	<b>\$117,856</b>	<b>\$115,794</b>

# Housing Rehabilitation

## Mission Statement

Provide homeowners of low and moderate income an opportunity to live in safe, decent, and sanitary living conditions by providing home repairs.

## Key Functions

- Receive inquiries and provide program information.
- Application intake and gathered supportive documentation.
- Assist with the annual recertification process by updating loan applications and gather supportive documentation.
- Oversee the collection of loan payments and manage delinquent accounts.

FY 2024 Accomplishments	FY 2025 Goals
<ul style="list-style-type: none"> <li>• Successfully completed the estimated number of projects.</li> <li>• Processed all applications.</li> <li>• Updated waiting list.</li> <li>• Provided excellent customer service to all inquiries.</li> </ul>	<ul style="list-style-type: none"> <li>• Increase the supply of safe, decent, and affordable housing and strengthen communities by improving living conditions and creating economic opportunities.</li> <li>• Continue to provide financial and technical assistance to low to moderate-income homeowners.</li> <li>• Ensure fiscal integrity in the operation of its programs.</li> </ul>

## Performance Measures

Outputs	Actual 21-22	Actual 22-23	Estimate 23-24	Target 24-25
Number of Inquiries Taken	5	6	5	5
Number of Applications Processed	5	6	5	5
Number of Preliminary Inspections Completed	5	6	5	5
Number of Livability Grants Completed	5	6	5	5

## Expenditures

Housing Rehabilitation	Actual 21-22	Actual 22-23	Amended 23-24	Estimate 23-24	Proposed 24-25
Personnel Services	552,672	315,733	109,254	84,910	0
Materials & Supplies	32,764	13,137	2,092	8,368	0
Contractual Services	4,629,599	2,108,576	167,893	185,961	97,862
Other Charges	0	22,129	7,773,560	7,773,560	0
Capital Outlay	0	0	765,298	765,298	0
Debt Service	363	545	112	112	0
<b>Total</b>	<b>5,215,400</b>	<b>2,460,120</b>	<b>8,818,209</b>	<b>8,818,209</b>	<b>97,862</b>

**CITY OF LAREDO, TEXAS  
HOME INVESTMENT PARTNERSHIP  
OPERATING FUND  
FY 2024 - 2025**

	<u>ACTUAL FY 21-22</u>	<u>ACTUAL FY 22-23</u>	<u>ORIGINAL BUDGET FY 23-24</u>	<u>AMENDED BUDGET FY 23-24</u>	<u>TOTAL ESTIMATE FY 23-24</u>	<u>PROPOSED BUDGET FY 24-25</u>
<b>OPENING BALANCE</b>	\$481,914	\$618,027	\$166,404	\$182,846	\$182,846	\$53,685
<b>REVENUES</b>						
Intergovernmental Revenue	777,472	1,561,914	1,260,999	7,679,486	7,679,486	957,641
Rents, Royalties and Interest	2,565	7,487	0	0	0	0
Reimburse and Miscellaneous	165,876	79,533	125,000	370,406	370,354	125,000
Other Financing Sources	50,052	13,108	50,000	199,489	50,000	50,000
<b>TOTAL REVENUES</b>	<b>995,965</b>	<b>1,662,042</b>	<b>1,435,999</b>	<b>8,249,381</b>	<b>8,099,840</b>	<b>1,132,641</b>
<b>TOTAL AVAILABLE</b>	<b>1,477,879</b>	<b>2,280,069</b>	<b>1,602,403</b>	<b>8,432,227</b>	<b>8,282,686</b>	<b>1,186,326</b>
<b>EXPENDITURES</b>						
<b>PROGRAM INCOME</b>						
Contractual Services	82,380	535,309	125,000	335,348	227,304	1,066
Other Charges	0	0	0	146,554	204,598	175,000
<b>TOTAL PROGRAM INCOME</b>	<b>82,380</b>	<b>535,309</b>	<b>125,000</b>	<b>481,902</b>	<b>431,902</b>	<b>176,066</b>
<b>43 ACTN YEAR/2017 GRANT</b>						
Contractual Services	224,036	32,169	0	0	0	0
<b>TOTAL 43 ACTN YEAR/2017 GRANT</b>	<b>224,036</b>	<b>32,169</b>	<b>0</b>	<b>0</b>	<b>0</b>	<b>0</b>
<b>44TH ACTN YEAR/2018 GRANT</b>						
Contractual Services	129,713	29,000	0	0	0	0
<b>TOTAL 44TH ACTN YEAR/2018 GRANT</b>	<b>129,713</b>	<b>29,000</b>	<b>0</b>	<b>0</b>	<b>0</b>	<b>0</b>
<b>45TH ACTN YEAR/2019 GRANT</b>						
Contractual Services	150,894	502,550	0	30,909	30,909	0
<b>TOTAL 45TH ACTN YEAR/2019 GRANT</b>	<b>150,894</b>	<b>502,550</b>	<b>0</b>	<b>30,909</b>	<b>30,909</b>	<b>0</b>



**CITY OF LAREDO, TEXAS  
HOME INVESTMENT PARTNERSHIP  
OPERATING FUND  
FY 2024 - 2025**

	<u>ACTUAL FY 21-22</u>	<u>ACTUAL FY 22-23</u>	<u>ORIGINAL BUDGET FY 23-24</u>	<u>AMENDED BUDGET FY 23-24</u>	<u>TOTAL ESTIMATE FY 23-24</u>	<u>PROPOSED BUDGET FY 24-25</u>
<b>46TH ACTION YEAR/20 GRANT</b>						
Contractual Services	157,729	371,464	0	532,080	532,080	0
Other Charges	0	0	0	280	280	0
<b>TOTAL 46TH ACTION YEAR/20 GRANT</b>	<b>157,729</b>	<b>371,464</b>	<b>0</b>	<b>532,360</b>	<b>532,360</b>	<b>0</b>
<b>47TH ACTION YEAR/21 GRANT</b>						
Personnel Services	90,234	0	0	0	0	0
Materials and Supplies	2,191	0	0	0	0	0
Contractual Services	18,944	491,159	0	556,067	556,067	0
<b>TOTAL 47TH ACTION YEAR/21 GRANT</b>	<b>111,369</b>	<b>491,159</b>	<b>0</b>	<b>556,067</b>	<b>556,067</b>	<b>0</b>
<b>HOME ARP</b>						
Personnel Services	3,202	11,741	115,937	235,989	235,989	0
Materials and Supplies	0	1,437	0	12,562	12,562	0
Contractual Services	530	2,774	0	47,696	47,696	2,859
Other Charges	0	0	0	3,999,095	3,999,095	0
<b>TOTAL HOME ARP</b>	<b>3,732</b>	<b>15,952</b>	<b>115,937</b>	<b>4,295,342</b>	<b>4,295,342</b>	<b>2,859</b>
<b>48TH ACTION YEAR/ 2022 GT</b>						
Personnel Services	0	99,550	0	0	0	0
Materials and Supplies	0	262	0	0	0	0
Contractual Services	0	19,808	0	1,119,829	1,119,829	1,799
<b>TOTAL 48TH ACTION YEAR/ 2022 GT</b>	<b>0</b>	<b>119,620</b>	<b>0</b>	<b>1,119,829</b>	<b>1,119,829</b>	<b>1,799</b>
<b>49TH ACTION YEAR/ 2023 GT</b>						
Personnel Services	0	0	118,040	118,040	118,040	0
Contractual Services	0	0	1,144,399	1,144,399	1,144,552	0
<b>TOTAL 49TH ACTION YEAR/ 2023 GT</b>	<b>0</b>	<b>0</b>	<b>1,262,439</b>	<b>1,262,439</b>	<b>1,262,592</b>	<b>0</b>

**CITY OF LAREDO, TEXAS  
HOME INVESTMENT PARTNERSHIP  
OPERATING FUND  
FY 2024 - 2025**

	<u>ACTUAL FY 21-22</u>	<u>ACTUAL FY 22-23</u>	<u>ORIGINAL BUDGET FY 23-24</u>	<u>AMENDED BUDGET FY 23-24</u>	<u>TOTAL ESTIMATE FY 23-24</u>	<u>PROPOSED BUDGET FY 24-25</u>
<b>50TH ACTION YEAR 2024 GRT</b>						
Personnel Services	0	0	0	0	0	90,420
Materials and Supplies	0	0	0	0	0	686
Contractual Services	0	0	0	0	0	866,535
<b>TOTAL 50TH ACTION YEAR 2024 GRT</b>	<b>0</b>	<b>0</b>	<b>0</b>	<b>0</b>	<b>0</b>	<b>957,641</b>
<b>TOTAL EXPENDITURES</b>	<b>859,852</b>	<b>2,097,223</b>	<b>1,503,376</b>	<b>8,278,848</b>	<b>8,229,001</b>	<b>1,138,365</b>
<b>CLOSING BALANCE</b>	<b>\$618,027</b>	<b>\$182,846</b>	<b>\$99,027</b>	<b>\$153,379</b>	<b>\$53,685</b>	<b>\$47,961</b>

# Home Investment Partnership

## Mission Statement

To increase homeownership and access to affordable housing for low-income individuals within our community by providing a wide range of activities including constructing, acquiring, and/or rehabilitating housing units for rent or homeownership.

## Key Functions

- Allocate funding to create affordable housing programs.
- Responsible for the administrative and operational oversight of the following programs: Tenant Based Rental Assistance (TBRA), Down Payment Assistance (DPA), Homeowner Reconstruction Program (HRP), Development of Affordable Housing, and Community Housing Development Organizations (CHDO).
- Comply with program goals, project objectives, local/federal regulations, and contract provisions.
- Update procedure manual and policy guidelines to comply with new laws and regulations.
- Application intake, prepare contracts, and conduct closings.
- Conduct inspections; prepare cost estimates and work specifications; and construction oversight.
- Perform sub-recipients onsite monitoring to ensure program compliance.
- Review and process contractors, sub-recipients, and consultants request for reimbursements.
- Oversee the collection of loan payments and manage delinquent accounts.

FY 2024 Accomplishments	FY 2025 Goals
<ul style="list-style-type: none"> <li>• Successfully promoted the housing programs throughout the community by attending different public events.</li> <li>• Increased affordable rental housing and homeownership opportunities.</li> <li>• Provided financial assistance to first-time homebuyers.</li> <li>• Provided a reconstruction loan to a low to moderated income homeowner occupant.</li> </ul>	<ul style="list-style-type: none"> <li>• Continue to promote housing programs to address the affordable housing shortage by expanding rental assistance and adding housing units.</li> <li>• Identify additional project locations to increase affordable rental housing opportunities within our community.</li> <li>• Maximize competitive bidding to encourage transparency and provide equal and fair participation.</li> <li>• To continue providing technical assistance to sub-recipients and contractors to ensure programs compliance.</li> </ul>

## Performance Measures

Outputs	Actual 21-22	Actual 22-23	Estimate 23-24	Target 24-25
Number of DPA Applications Approved	3	11	6	6
Number of Elderly Residents Assisted through TBRA Program	106	100	100	100
Number of CHDO Contracts Awarded	2	2	2	2
Number of Homeowner Reconstructions Completed	0	0	1	2
Number of Affordable Rental Housing Units	4	4	7	4

## Expenditures

Home Investment Partnership	Actual 21-22	Actual 22-23	Amended 23-24	Estimate 23-24	Proposed 24-25
Personnel Services	93,436	111,291	354,029	354,029	90,420
Materials & Supplies	2,191	1,699	12,562	12,562	686
Contractual Services	764,225	1,984,233	3,766,328	3,658,437	872,259
Other Charges	0	0	4,145,929	4,203,973	175,000
<b>Total</b>	<b>859,852</b>	<b>2,097,223</b>	<b>8,278,848</b>	<b>8,229,001</b>	<b>1,138,365</b>

**CITY OF LAREDO, TEXAS  
EMERGENCY SOLUTIONS GRANT  
OPERATING FUND  
FY 2024 - 2025**

	<u>ACTUAL FY 21-22</u>	<u>ACTUAL FY 22-23</u>	<u>ORIGINAL BUDGET FY 23-24</u>	<u>AMENDED BUDGET FY 23-24</u>	<u>TOTAL ESTIMATE FY 23-24</u>	<u>PROPOSED BUDGET FY 24-25</u>
<b>OPENING BALANCE</b>	<b>\$0</b>	<b>\$0</b>	<b>\$0</b>	<b>\$0</b>	<b>\$0</b>	<b>\$0</b>
<b>REVENUES</b>						
Intergovernmental Revenue	1,799,282	1,680,156	299,176	564,141	564,141	283,741
<b>TOTAL REVENUES</b>	<b>1,799,282</b>	<b>1,680,156</b>	<b>299,176</b>	<b>564,141</b>	<b>564,141</b>	<b>283,741</b>
<b>TOTAL AVAILABLE</b>	<b>1,799,282</b>	<b>1,680,156</b>	<b>299,176</b>	<b>564,141</b>	<b>564,141</b>	<b>283,741</b>
<b>EXPENDITURES</b>						
<b>DEPT OF HUD</b>						
Contractual Services	312,670	0	0	0	0	0
<b>TOTAL DEPT OF HUD</b>	<b>312,670</b>	<b>0</b>	<b>0</b>	<b>0</b>	<b>0</b>	<b>0</b>
<b>DEPT OF HUD</b>						
Personnel Services	9,564	0	0	0	0	0
Materials and Supplies	767	0	0	0	0	0
Contractual Services	551,771	95,823	0	69	69	0
<b>TOTAL DEPT OF HUD</b>	<b>562,102</b>	<b>95,823</b>	<b>0</b>	<b>69</b>	<b>69</b>	<b>0</b>
<b>DEPT OF HUD</b>						
Personnel Services	56,192	2,251	0	171	14	0
Materials and Supplies	4,357	274	0	0	0	0
Contractual Services	838,129	1,229,074	0	1	1	0
<b>TOTAL DEPT OF HUD</b>	<b>898,677</b>	<b>1,231,598</b>	<b>0</b>	<b>172</b>	<b>15</b>	<b>0</b>
<b>2021 GRANT</b>						
Personnel Services	13,870	0	0	0	0	0
Materials and Supplies	350	0	0	0	0	0
Contractual Services	11,614	302,522	0	0	0	0
<b>TOTAL 2021 GRANT</b>	<b>25,833</b>	<b>302,522</b>	<b>0</b>	<b>0</b>	<b>0</b>	<b>0</b>

**CITY OF LAREDO, TEXAS  
EMERGENCY SOLUTIONS GRANT  
OPERATING FUND  
FY 2024 - 2025**

	<u>ACTUAL FY 21-22</u>	<u>ACTUAL FY 22-23</u>	<u>ORIGINAL BUDGET FY 23-24</u>	<u>AMENDED BUDGET FY 23-24</u>	<u>TOTAL ESTIMATE FY 23-24</u>	<u>PROPOSED BUDGET FY 24-25</u>
<b>DEPT OF HUD</b>						
Personnel Services	0	16,294	0	0	0	0
Materials and Supplies	0	1,251	0	0	0	0
Contractual Services	0	32,669	0	264,881	264,881	0
<b>TOTAL DEPT OF HUD</b>	<b>0</b>	<b>50,213</b>	<b>0</b>	<b>264,881</b>	<b>264,881</b>	<b>0</b>
<b>DEPT.OF HUD</b>						
Personnel Services	0	0	19,785	16,042	15,865	0
Materials and Supplies	0	0	583	283	283	0
Contractual Services	0	0	278,808	282,851	283,028	0
<b>TOTAL DEPT.OF HUD</b>	<b>0</b>	<b>0</b>	<b>299,176</b>	<b>299,176</b>	<b>299,176</b>	<b>0</b>
<b>DEPT OF HUD</b>						
Personnel Services	0	0	0	0	0	18,149
Contractual Services	0	0	0	0	0	265,592
<b>TOTAL DEPT OF HUD</b>	<b>0</b>	<b>0</b>	<b>0</b>	<b>0</b>	<b>0</b>	<b>283,741</b>
<b>TOTAL EXPENDITURES</b>	<b>1,799,282</b>	<b>1,680,156</b>	<b>299,176</b>	<b>564,298</b>	<b>564,141</b>	<b>283,741</b>
<b>CLOSING BALANCE</b>	<b>\$0</b>	<b>\$0</b>	<b>\$0</b>	<b>(\$157)</b>	<b>\$0</b>	<b>\$0</b>

# Emergency Solution

## Mission Statement

To provide shelter and supportive services to individuals and families that do not have an adequate and/or permanent nighttime residence or are at risk of becoming homeless.

## Key Functions

The Emergency Solutions Grant (ESG) funded through US Department of Housing and Urban Development (HUD) to assist local government and/or private nonprofit organizations with homeless activities.

- Collaborate and coordinate with local homeless service providers to improve homeless services.
- Administer and monitor sub-contractors contracts for the following activities: Emergency Shelter Operations, Essential Services, Street Outreach, Homelessness Prevention, Rapid-Rehousing and the Homeless Management Information System (HMIS).
- Support data collection and reporting efforts of the HMIS.
- Coordinate homeless committees in effort to end homelessness.
- Provide street outreach services to meet the immediate needs of people experiencing homelessness in unsheltered locations by connecting them with emergency shelter, housing, or critical services, and providing them with urgent, non-facility-based care.

FY 2024 Accomplishments	FY 2025 Goals
<ul style="list-style-type: none"> <li>• Assisted 10 families at risk of homelessness through the Homelessness Prevention component and 7 families were housed through the Rapid Re-Housing component.</li> <li>• Through the Street Outreach component, over 60 homeless individuals were provided with basic needs while supporting them along pathways towards housing stability.</li> <li>• Successfully monitored sub-recipients and ensure emergency shelters met the standards for safety, sanitation, and privacy.</li> </ul>	<ul style="list-style-type: none"> <li>• Continue to provide sub-recipients rent and financial assistance to prevent individuals and families from becoming homeless and help those who are experiencing homelessness to be quickly re-housed and stabilized.</li> <li>• Continue to engage with homeless individuals and families living on the streets.</li> <li>• Continue providing funds to emergency shelter(s) to improve operations and provide essential services to shelter residents.</li> <li>• Continue to support data collection and reporting efforts in HMIS.</li> </ul>

## Performance Measures

Outputs	Actual 21-22	Actual 22-23	Estimate 23-24	Target 24-25
Shelters aiding homeless families and individuals	2	3	2	2
Households provided Homelessness Prevention Assistance	16	10	17	18
Households provided Rapid Re-housing Assistance	14	7	12	14
People assisted at shelters per day	1,731	65	250	400

## Expenditures

Emergency Solution	Actual 21-22	Actual 22-23	Amended 23-24	Estimated 23-24	Proposed 24-25
Personnel Services	79,626	18,544	16,213	15,879	18,149
Materials & Supplies	5,474	1,525	283	283	0
Contractual Services	1,714,182	1,660,087	547,802	547,979	265,592
<b>Total</b>	<b>1,799,282</b>	<b>1,680,156</b>	<b>564,298</b>	<b>564,141</b>	<b>283,741</b>

**CITY OF LAREDO, TEXAS**  
**HOME INVESTMENT AFFORDABLE HOUSING**  
**OPERATING GRANTS FUND**  
**FY 2024 - 2025**

	<u>ACTUAL FY 21-22</u>	<u>ACTUAL FY 22-23</u>	<u>ORIGINAL BUDGET FY 23-24</u>	<u>AMENDED BUDGET FY 23-24</u>	<u>TOTAL ESTIMATE FY 23-24</u>	<u>PROPOSED BUDGET FY 24-25</u>
<b>OPENING BALANCE</b>	\$0	\$0	\$0	\$0	\$0	\$0
<b>REVENUES</b>						
Reimburse and Miscellaneous	49,954	12,029	50,000	50,000	50,000	50,000
<b>TOTAL REVENUES</b>	<b>49,954</b>	<b>12,029</b>	<b>50,000</b>	<b>50,000</b>	<b>50,000</b>	<b>50,000</b>
<b>TOTAL AVAILABLE</b>	<b>49,954</b>	<b>12,029</b>	<b>50,000</b>	<b>50,000</b>	<b>50,000</b>	<b>50,000</b>
<b>EXPENDITURES</b>						
<b>PROGRAM INCOME</b>						
Intergovernmental Transfers	49,954	12,029	50,000	50,000	50,000	50,000
<b>TOTAL PROGRAM INCOME</b>	<b>49,954</b>	<b>12,029</b>	<b>50,000</b>	<b>50,000</b>	<b>50,000</b>	<b>50,000</b>
<b>TOTAL EXPENDITURES</b>	<b>49,954</b>	<b>12,029</b>	<b>50,000</b>	<b>50,000</b>	<b>50,000</b>	<b>50,000</b>
<b>CLOSING BALANCE</b>	<b>\$0</b>	<b>\$0</b>	<b>\$0</b>	<b>\$0</b>	<b>\$0</b>	<b>\$0</b>

**CITY OF LAREDO, TEXAS**  
**LAREDO PUBLIC FACILITY CORP.**  
**OPERATING GRANTS FUND**  
**FY 2024 - 2025**

	<u>ACTUAL</u> <u>FY 21-22</u>	<u>ACTUAL</u> <u>FY 22-23</u>	<u>ORIGINAL</u> <u>BUDGET</u> <u>FY 23-24</u>	<u>AMENDED</u> <u>BUDGET</u> <u>FY 23-24</u>	<u>TOTAL</u> <u>ESTIMATE</u> <u>FY 23-24</u>	<u>PROPOSED</u> <u>BUDGET</u> <u>FY 24-25</u>
<b>OPENING BALANCE</b>	<b>\$129,833</b>	<b>\$152,430</b>	<b>\$123,531</b>	<b>\$168,611</b>	<b>\$168,611</b>	<b>\$125,661</b>
<b>REVENUES</b>						
Rents, Royalties and Interest	852	6,811	3,700	3,700	8,800	6,000
Reimburse and Miscellaneous	23,254	10,382	23,250	23,250	23,250	23,250
<b>TOTAL REVENUES</b>	<b>24,106</b>	<b>17,193</b>	<b>26,950</b>	<b>26,950</b>	<b>32,050</b>	<b>29,250</b>
<b>TOTAL AVAILABLE</b>	<b>153,939</b>	<b>169,623</b>	<b>150,481</b>	<b>195,561</b>	<b>200,661</b>	<b>154,911</b>
<b>EXPENDITURES</b>						
<b>LA TERRAZA</b>						
Contractual Services	1,509	1,012	1,315	1,315	0	1,315
Other Charges	0	0	75,000	75,000	75,000	0
<b>TOTAL LA TERRAZA</b>	<b>1,509</b>	<b>1,012</b>	<b>76,315</b>	<b>76,315</b>	<b>75,000</b>	<b>1,315</b>
<b>TOTAL EXPENDITURES</b>	<b>1,509</b>	<b>1,012</b>	<b>76,315</b>	<b>76,315</b>	<b>75,000</b>	<b>1,315</b>
<b>CLOSING BALANCE</b>	<b>\$152,430</b>	<b>\$168,611</b>	<b>\$74,166</b>	<b>\$119,246</b>	<b>\$125,661</b>	<b>\$153,596</b>



**CITY OF LAREDO, TEXAS  
HAMILTON HOUSING APARTMENTS  
OPERATING FUND  
FY 2024 - 2025**

	<u>ACTUAL FY 21-22</u>	<u>ACTUAL FY 22-23</u>	<u>ORIGINAL BUDGET FY 23-24</u>	<u>AMENDED BUDGET FY 23-24</u>	<u>TOTAL ESTIMATE FY 23-24</u>	<u>PROPOSED BUDGET FY 24-25</u>
<b>OPENING BALANCE</b>	<b>\$0</b>	<b>\$0</b>	<b>\$0</b>	<b>\$0</b>	<b>\$0</b>	<b>\$0</b>
<b>REVENUES</b>						
<b>HAMILTON HOUSING APTS</b>						
Fees and Collections	0	0	200	200	200	200
Rents, Royalties and Interest	0	0	1,054,993	1,054,993	303,518	1,250,170
Reimburse and Miscellaneous	0	0	500	500	0	500
<b>TOTAL HAMILTON HOUSING APTS</b>	<b>0</b>	<b>0</b>	<b>1,055,693</b>	<b>1,055,693</b>	<b>303,718</b>	<b>1,250,870</b>
<b>TOTAL REVENUES</b>	<b>0</b>	<b>0</b>	<b>1,055,693</b>	<b>1,055,693</b>	<b>303,718</b>	<b>1,250,870</b>
<b>TOTAL AVAILABLE</b>	<b>0</b>	<b>0</b>	<b>1,055,693</b>	<b>1,055,693</b>	<b>303,718</b>	<b>1,250,870</b>
<b>EXPENDITURES</b>						
<b>HAMILTON HOUSING APTS</b>						
Personnel Services	0	0	264,974	264,974	66,317	185,436
Materials and Supplies	0	0	43,045	43,045	16,000	48,040
Contractual Services	0	0	396,462	396,462	137,077	506,245
Other Charges	0	0	58,909	58,909	11,250	218,846
Debt Service	0	0	292,303	292,303	73,074	292,303
<b>TOTAL HAMILTON HOUSING APTS</b>	<b>0</b>	<b>0</b>	<b>1,055,693</b>	<b>1,055,693</b>	<b>303,718</b>	<b>1,250,870</b>
<b>TOTAL EXPENDITURES</b>	<b>0</b>	<b>0</b>	<b>1,055,693</b>	<b>1,055,693</b>	<b>303,718</b>	<b>1,250,870</b>
<b>CLOSING BALANCE</b>	<b>\$0</b>	<b>\$0</b>	<b>\$0</b>	<b>\$0</b>	<b>\$0</b>	<b>\$0</b>

**CITY OF LAREDO, TEXAS**  
**SOUTHERN HOTEL**  
**OPERATING FUND**  
**FY 2024 - 2025**

	<u>ACTUAL</u> FY 21-22	<u>ACTUAL</u> FY 22-23	<u>ORIGINAL</u> BUDGET FY 23-24	<u>AMENDED</u> BUDGET FY 23-24	<u>TOTAL</u> ESTIMATE FY 23-24	<u>PROPOSED</u> BUDGET FY 24-25
<b>OPENING BALANCE</b>	<b>\$0</b>	<b>\$0</b>	<b>\$0</b>	<b>\$0</b>	<b>\$0</b>	<b>\$0</b>
<b>REVENUES</b>						
Other Financing Sources	0	0	0	4,115,000	4,115,000	0
<b>SEC.108 DACA</b>						
Other Financing Sources	0	0	0	373,000	0	0
<b>TOTAL SEC.108 DACA</b>	<b>0</b>	<b>0</b>	<b>0</b>	<b>373,000</b>	<b>0</b>	<b>0</b>
<b>TOTAL REVENUES</b>	<b>0</b>	<b>0</b>	<b>0</b>	<b>4,488,000</b>	<b>4,115,000</b>	<b>0</b>
<b>TOTAL AVAILABLE</b>	<b>0</b>	<b>0</b>	<b>0</b>	<b>4,488,000</b>	<b>4,115,000</b>	<b>0</b>
<b>EXPENDITURES</b>						
<b>SOUTHERN HOTEL AFFORDABLE</b>						
Capital Outlay	0	0	0	4,115,000	4,115,000	0
<b>TOTAL SOUTHERN HOTEL AFFORDABLE</b>	<b>0</b>	<b>0</b>	<b>0</b>	<b>4,115,000</b>	<b>4,115,000</b>	<b>0</b>
<b>SEC.108 DACA</b>						
Capital Outlay	0	0	0	373,000	0	0
<b>TOTAL SEC.108 DACA</b>	<b>0</b>	<b>0</b>	<b>0</b>	<b>373,000</b>	<b>0</b>	<b>0</b>
<b>TOTAL EXPENDITURES</b>	<b>0</b>	<b>0</b>	<b>0</b>	<b>4,488,000</b>	<b>4,115,000</b>	<b>0</b>
<b>CLOSING BALANCE</b>	<b>\$0</b>	<b>\$0</b>	<b>\$0</b>	<b>\$0</b>	<b>\$0</b>	<b>\$0</b>

**CITY OF LAREDO, TEXAS**  
**MUNICIPAL HOUSING**  
**OPERATING FUND**  
**FY 2024 - 2025**

	<u>ACTUAL</u> <u>FY 21-22</u>	<u>ACTUAL</u> <u>FY 22-23</u>	<u>ORIGINAL</u> <u>BUDGET</u> <u>FY 23-24</u>	<u>AMENDED</u> <u>BUDGET</u> <u>FY 23-24</u>	<u>TOTAL</u> <u>ESTIMATE</u> <u>FY 23-24</u>	<u>PROPOSED</u> <u>BUDGET</u> <u>FY 24-25</u>
<b>OPENING BALANCE</b>	<b>\$93,082</b>	<b>\$157,027</b>	<b>\$133,413</b>	<b>\$222,354</b>	<b>\$222,354</b>	<b>\$248,175</b>
<b>REVENUES</b>						
Intergovernmental Revenue	902	0	0	0	0	0
Charges for Services	224,418	215,757	230,941	230,941	240,750	240,070
Fees and Collections	17,251	18,560	21,400	21,400	26,485	24,400
Rents, Royalties and Interest	1,422,050	1,402,370	1,553,360	1,553,360	1,612,251	1,608,800
Reimburse and Miscellaneous	3,460	29,096	26,300	26,300	15,015	22,300
<b>MARKET ST. ELDLERY AF.HOU</b>						
Rents, Royalties and Interest	0	0	0	38,000	16,580	38,940
<b>TOTAL MARKET ST. ELDLERY AF.HOU</b>	<b>0</b>	<b>0</b>	<b>0</b>	<b>38,000</b>	<b>16,580</b>	<b>38,940</b>
<b>DOWNTOWN ELDERLY DUPLEXES</b>						
Fees and Collections	0	0	25	25	0	0
Rents, Royalties and Interest	22,200	22,200	22,300	22,300	22,200	22,200
<b>TOTAL DOWNTOWN ELDERLY DUPLEXES</b>	<b>22,200</b>	<b>22,200</b>	<b>22,325</b>	<b>22,325</b>	<b>22,200</b>	<b>22,200</b>
<b>SAN ENRIQUE DUPLEXES</b>						
Fees and Collections	0	0	380	380	0	0
Rents, Royalties and Interest	0	3,196	21,120	21,120	21,120	21,120
<b>TOTAL SAN ENRIQUE DUPLEXES</b>	<b>0</b>	<b>3,196</b>	<b>21,500</b>	<b>21,500</b>	<b>21,120</b>	<b>21,120</b>
<b>MARTHA C. NARVAEZ APTS</b>						
Fees and Collections	0	0	25	25	0	0
Rents, Royalties and Interest	81,205	84,549	88,600	88,600	78,109	88,000
<b>TOTAL MARTHA C. NARVAEZ APTS</b>	<b>81,205</b>	<b>84,549</b>	<b>88,625</b>	<b>88,625</b>	<b>78,109</b>	<b>88,000</b>
<b>F. SALINAS ELDERLY DUPLEX</b>						
Fees and Collections	0	0	25	25	0	0
Rents, Royalties and Interest	33,600	32,208	33,700	33,700	30,744	33,600
<b>TOTAL F. SALINAS ELDERLY DUPLEX</b>	<b>33,600</b>	<b>32,208</b>	<b>33,725</b>	<b>33,725</b>	<b>30,744</b>	<b>33,600</b>

**CITY OF LAREDO, TEXAS  
MUNICIPAL HOUSING  
OPERATING FUND  
FY 2024 - 2025**

	<u>ACTUAL FY 21-22</u>	<u>ACTUAL FY 22-23</u>	<u>ORIGINAL BUDGET FY 23-24</u>	<u>AMENDED BUDGET FY 23-24</u>	<u>TOTAL ESTIMATE FY 23-24</u>	<u>PROPOSED BUDGET FY 24-25</u>
<b>HOMES FOR TEXAS HEROES</b>						
Intergovernmental Revenue	248,910	294,561	300,000	505,439	200,000	300,000
<b>TOTAL HOMES FOR TEXAS HEROES</b>	<b>248,910</b>	<b>294,561</b>	<b>300,000</b>	<b>505,439</b>	<b>200,000</b>	<b>300,000</b>
<b>FINANCIAL ASSISTANCE PRGM</b>						
Intergovernmental Revenue	599	24,987	50,000	99,413	0	0
Reimburse and Miscellaneous	54	2,098	0	0	0	0
<b>TOTAL FINANCIAL ASSISTANCE PRGM</b>	<b>654</b>	<b>27,085</b>	<b>50,000</b>	<b>99,413</b>	<b>0</b>	<b>0</b>
<b>TOTAL REVENUES</b>	<b>2,054,651</b>	<b>2,129,582</b>	<b>2,348,176</b>	<b>2,641,028</b>	<b>2,263,254</b>	<b>2,399,430</b>
<b>TOTAL AVAILABLE</b>	<b>2,147,733</b>	<b>2,286,609</b>	<b>2,481,589</b>	<b>2,863,382</b>	<b>2,485,608</b>	<b>2,647,605</b>
<b>EXPENDITURES</b>						
<b>HOUSING AIRPORT</b>						
Personnel Services	569,499	601,417	726,948	726,948	696,090	852,037
Materials and Supplies	161,726	160,812	195,353	201,264	199,876	199,477
Contractual Services	550,743	471,223	673,576	718,845	603,925	705,600
Other Charges	14,264	1	25,013	25,013	0	0
Capital Outlay	16,382	14,870	0	38,000	0	0
Debt Service	545	545	592	592	592	592
<b>TOTAL HOUSING AIRPORT</b>	<b>1,313,159</b>	<b>1,248,868</b>	<b>1,621,482</b>	<b>1,710,662</b>	<b>1,500,483</b>	<b>1,757,706</b>
<b>HOUSING-WEST LAREDO</b>						
Personnel Services	68,842	92,719	105,647	105,647	100,778	112,079
Materials and Supplies	29,387	15,601	34,552	36,373	30,650	35,639
Contractual Services	176,639	198,161	204,771	207,743	205,138	220,372
<b>TOTAL HOUSING-WEST LAREDO</b>	<b>274,868</b>	<b>306,480</b>	<b>344,970</b>	<b>349,763</b>	<b>336,566</b>	<b>368,090</b>

**CITY OF LAREDO, TEXAS  
MUNICIPAL HOUSING  
OPERATING FUND  
FY 2024 - 2025**

	<u>ACTUAL FY 21-22</u>	<u>ACTUAL FY 22-23</u>	<u>ORIGINAL BUDGET FY 23-24</u>	<u>AMENDED BUDGET FY 23-24</u>	<u>TOTAL ESTIMATE FY 23-24</u>	<u>PROPOSED BUDGET FY 24-25</u>
<b>MARKET ST. ELDLERY AF.HOU</b>						
Personnel Services	0	0	0	7,261	0	0
Materials and Supplies	0	0	0	7,000	7,485	5,085
Contractual Services	0	0	0	23,739	9,095	36,641
<b>TOTAL MARKET ST. ELDLERY AF.HOU</b>	<b>0</b>	<b>0</b>	<b>0</b>	<b>38,000</b>	<b>16,580</b>	<b>41,726</b>
<b>DOWNTOWN ELDERLY DUPLEXES</b>						
Personnel Services	2,137	2,958	7,261	7,261	11,222	16,472
Materials and Supplies	3,469	4,523	3,250	3,250	1,300	1,200
Contractual Services	13,716	16,222	11,488	11,530	9,679	6,093
Intergovernmental Transfers	0	1,080	0	0	0	0
<b>TOTAL DOWNTOWN ELDERLY DUPLEXES</b>	<b>19,322</b>	<b>24,783</b>	<b>21,999</b>	<b>22,041</b>	<b>22,201</b>	<b>23,765</b>
<b>SAN ENRIQUE DUPLEXES</b>						
Personnel Services	0	0	0	0	9,278	16,472
Materials and Supplies	0	0	1,000	1,000	200	1,000
Contractual Services	0	8,574	20,500	21,222	11,641	4,709
<b>TOTAL SAN ENRIQUE DUPLEXES</b>	<b>0</b>	<b>8,574</b>	<b>21,500</b>	<b>22,222</b>	<b>21,119</b>	<b>22,181</b>
<b>MARTHA C. NARVAEZ APTS</b>						
Personnel Services	13,302	19,295	28,074	28,074	28,073	63,350
Materials and Supplies	13,386	3,670	12,450	13,121	7,287	0
Contractual Services	32,470	45,220	47,616	49,842	51,117	30,335
Other Charges	442	6	0	0	0	0
Capital Outlay	16,828	14,422	0	9,189	9,189	0
Intergovernmental Transfers	98	0	0	0	0	0
<b>TOTAL MARTHA C. NARVAEZ APTS</b>	<b>76,527</b>	<b>82,612</b>	<b>88,140</b>	<b>100,226</b>	<b>95,666</b>	<b>93,685</b>
<b>F. SALINAS ELDERLY DUPLEX</b>						
Personnel Services	1,908	3,390	13,069	13,069	19,295	30,408
Materials and Supplies	1,806	13,274	2,320	2,860	1,485	0
Contractual Services	19,401	14,157	18,109	18,541	12,038	10,044
Capital Outlay	0	0	0	12,000	12,000	0
<b>TOTAL F. SALINAS ELDERLY DUPLEX</b>	<b>23,115</b>	<b>30,821</b>	<b>33,498</b>	<b>46,470</b>	<b>44,818</b>	<b>40,452</b>

**CITY OF LAREDO, TEXAS  
MUNICIPAL HOUSING  
OPERATING FUND  
FY 2024 - 2025**

	<u>ACTUAL FY 21-22</u>	<u>ACTUAL FY 22-23</u>	<u>ORIGINAL BUDGET FY 23-24</u>	<u>AMENDED BUDGET FY 23-24</u>	<u>TOTAL ESTIMATE FY 23-24</u>	<u>PROPOSED BUDGET FY 24-25</u>
<b>HOMES FOR TEXAS HEROES</b>						
Personnel Services	0	0	0	0	0	27,308
Materials and Supplies	541	529	542	556	544	545
Contractual Services	248,369	267,253	277,236	482,182	184,641	244,892
Other Charges	0	26,778	22,222	22,699	14,815	27,255
<b>TOTAL HOMES FOR TEXAS HEROES</b>	<b>248,910</b>	<b>294,561</b>	<b>300,000</b>	<b>505,437</b>	<b>200,000</b>	<b>300,000</b>
<b>FINANCIAL ASSISTANCE PRGM</b>						
Materials and Supplies	0	382	300	300	0	0
Contractual Services	545	22,334	46,022	92,042	0	0
Other Charges	54	2,272	3,678	10,496	0	0
<b>TOTAL FINANCIAL ASSISTANCE PRGM</b>	<b>599</b>	<b>24,987</b>	<b>50,000</b>	<b>102,838</b>	<b>0</b>	<b>0</b>
<b>TOTAL EXPENDITURES</b>	<b>1,956,500</b>	<b>2,021,686</b>	<b>2,481,589</b>	<b>2,897,659</b>	<b>2,237,433</b>	<b>2,647,605</b>
<b>CLOSING BALANCE</b>	<b>\$191,232</b>	<b>\$264,923</b>	<b>\$0</b>	<b>(\$34,277)</b>	<b>\$248,175</b>	<b>\$0</b>
<b>ADJUSTMENTS</b>						
CAPITAL LEASE	(21)	117	0	0	0	0
COMPENSATED ABSENCES	10,013	(2,267)	0	0	0	0
NET PENSION LIABILITY	(44,197)	(40,419)	0	0	0	0
<b>TOTAL ADJUSTMENTS</b>	<b>(34,205)</b>	<b>(42,569)</b>	<b>0</b>	<b>0</b>	<b>0</b>	<b>0</b>
<b>ADJUSTED CLOSING BALANCE</b>	<b>\$157,027</b>	<b>\$222,354</b>	<b>\$0</b>	<b>(\$34,277)</b>	<b>\$248,175</b>	<b>\$0</b>

**City of Laredo, Texas  
Municipal Housing  
Major Fund Changes  
FY 2024 - 2025**

**REVENUES**

**Total Net Change from FY 23-24 to FY 24-25** **\$ 51,254**

<u>Major Revenue Changes</u>	<u>Variance</u>
------------------------------	-----------------

Market St. Affordable Rent Housing	38,940
West Laredo Housing Rent	23,720
Airport Housing Building Rent	23,620
Interest Earning	12,100
Financial Assistance Program	(50,000)

**EXPENDITURES**

**Total Net Change from FY 23-24 to FY 24-25** **\$166,016**

<u>Major Expenditures Changes</u>	<u>Variance</u>
-----------------------------------	-----------------

Personnel Changes	237,127
Housing Services	(44,522)
Restricted Reserved	(25,013)

# Municipal Housing

## Mission Statement

The mission of Municipal Housing is to promote decent, safe, and attainable rental housing units. In addition to assisting, qualifying local veterans with eligible home modifications, through the Texas Veterans Commission (TVC) grant.

## Key Functions

- Manage, operate, and responsible for the maintenance of city owned single-family and multi-family rental housing units and elderly rental housing projects.
- Ensure all rental-housing units comply with the housing quality standards.
- Administer the TVC grant home modification program to benefit low to moderate income and/or disable veterans.

FY 2024 Accomplishments	FY 2025 Goals
<ul style="list-style-type: none"> <li>• Efficiently maintained and managed 252 rental-housing units.</li> <li>• Effectively billed and collected tenants' monthly rents.</li> <li>• Achieved shorter vacant units' turnaround time.</li> <li>• Successfully completed work orders.</li> <li>• Reduced operational costs by performing preventive maintenance.</li> <li>• Improved home accessibility and quality of life for local qualified veterans.</li> </ul>	<ul style="list-style-type: none"> <li>• Continue to collaborate with other divisions and departments to create more rental housing units.</li> <li>• Continue to engage with tenants to ensure accounts are collected on a timely manner.</li> <li>• Improve tenants' satisfaction to increase retention rates.</li> <li>• Maintain high standards of property standards and foster strong landlord-tenant relationships.</li> <li>• Ensure compliance and minimize risk.</li> <li>• Promote TVC Grant to ensure to maximize veterans assisted.</li> </ul>

## Performance Measures

Outputs	Actual 21-22	Actual 22-23	Estimate 23-24	Target 24-25
Rental Units Managed	241	245	252	274
Tenant Accounts Billed and Collected	228	229	240	260
Rental Units Vacated and Repaired	20	36	15	20
Repairs/Work Orders Completed	983	1,026	926	950
Home Renovation/Repairs Projects Completed	40	44	18	25
Capital Enhancements – Elderly Units	6	1	0	2
Veterans Assisted through TVC Grants	20	15	13	13

## Expenditures

Municipal Housing	Actual 21-22	Actual 22-23	Amended 23-24	Estimate 23-24	Proposed 24-25
Personnel Services	655,691	719,779	888,260	864,736	1,118,126
Materials & Supplies	210,314	198,791	265,724	248,827	242,946
Contractual Services	1,041,882	1,043,142	1,625,686	1,087,274	1,258,686
Other Charges	14,760	29,057	58,208	14,815	27,255
Capital Outlay	33,210	29,292	59,189	21,189	0
Debt Service	545	545	592	592	592
Intergovernmental Transfers	98	1,080	0	0	0
<b>Total</b>	<b>1,956,500</b>	<b>2,021,686</b>	<b>2,897,659</b>	<b>2,237,433</b>	<b>2,647,605</b>



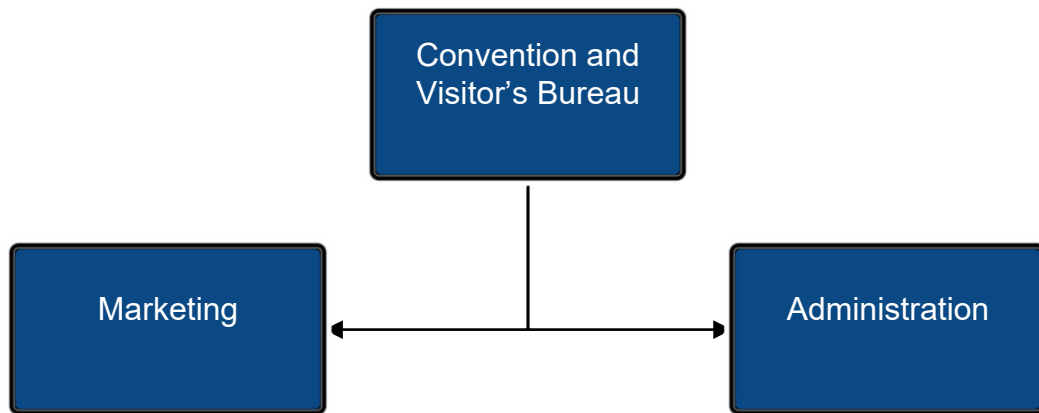
# **Community Development Third Party Funding**

**CITY OF LAREDO, TEXAS  
GENERAL FUND SUMMARY  
EXPENDITURES  
FY 2024-2025**

EXPENDITURES	ACTUAL FY 21-22	ACTUAL FY 22-23	ORIGINAL BUDGET FY 23-24	AMENDED BUDGET FY 23-24	TOTAL ESTIMATE FY 23-24	PROPOSED BUDGET FY 24-25
<b>Aid to Other Agencies</b>						
Smiles From Heaven	-	-	55,000	55,000	55,000	-
Volunteers Svng Needy	10,962	10,962	10,962	10,962	10,962	15,000
Mercy Ministries	21,000	20,000	21,000	21,000	21,000	21,000
Catholic Char. Diocese Ld	11,000	11,000	15,763	15,763	15,763	24,000
Laredo Cancer Society	19,223	19,687	-	-	-	-
Neighbor Works Laredo	-	10,000	14,763	14,763	14,763	20,000
Imaginarium of South Tx	10,000	9,941	10,000	10,000	10,000	10,000
Laredo Stroke Support	7,270	10,000	10,000	10,000	10,000	15,000
Laredo Film Society	-	13,007	-	-	-	-
Laredo Tennis Association	-	18,329	18,333	18,333	18,333	20,000
Laredo Philharmonic Association	-	-	35,000	35,000	35,000	38,000
Crime Stoppers Inc.	25,000	24,850	25,000	25,000	25,000	-
Laredo Regional Food Bank	-	-	25,000	25,000	25,000	5,000
South Texas Food Bank	10,000	-	-	-	-	-
COWL Rehab	50,000	50,000	50,000	50,000	50,000	96,000
Bethany House	25,000	25,000	29,762	29,763	29,762	-
SCAN	13,500	13,500	13,500	13,500	13,500	-
Children's International Advocacy	26,983	27,000	27,000	27,000	27,000	50,000
Boy's and Girl's Club of Laredo	50,000	50,000	50,000	50,000	50,000	-
Youth Commission	4,530	1,136	-	-	-	-
Border Area Nutritional Council	10,000	-	-	-	-	-
Literacy List of America	4,908	4,261	6,000	6,000	6,000	-
Sacred Heart Children's Home	15,000	15,000	15,000	15,000	15,000	15,000
Rio Grande International Study Center	10,000	10,000	10,000	10,000	10,000	48,000
Casa de Misericordia	15,000	15,000	19,763	19,763	19,763	30,000
Homeless Services	-	-	-	500,000	500,000	500,000
Mexican Cultural Institute	-	-	-	-	-	15,000
Laredo Main Street Prog	50,000	25,000	25,000	25,000	25,000	-
Kidney Foundation of Laredo	6,894	9,653	14,763	14,763	14,763	-
Holding Inst. Learning Center	3,521	-	-	-	-	-
Area Health Ed Center Rio Grande	2,500	21,584	20,334	20,334	20,334	48,000
Special Olympics-Area 21	5,773	9,969	10,000	10,000	10,000	-
Laredo Amateur Boxing	6,031	7,075	7,500	7,500	7,500	9,000
Pet Alive Laredo	-	-	10,000	10,000	10,000	-
<b>Total Aid to Other Agencies</b>	<b>\$ 414,095</b>	<b>\$ 431,954</b>	<b>\$ 549,443</b>	<b>\$ 1,049,444</b>	<b>\$ 1,049,443</b>	<b>\$ 979,000</b>

**CITY OF LAREDO, TEXAS**  
**HOTEL MOTEL OCCUPANCY TAX**  
**EXPENDITURES**  
**FY 2024 - 2025**

EXPENDITURES	ACTUAL FY 21-22	ACTUAL FY 22-23	ORIGINAL BUDGET FY 23-24	AMENDED BUDGET FY 23-24	TOTAL ESTIMATE FY 23-24	PROPOSED BUDGET FY 24-25
<b>Third Party Funding</b>						
Martha Washington	-	25,000	25,000	25,000	25,000	32,000
Border Olympics	127,909	130,000	135,000	135,000	135,000	135,000
Lulac 7	10,000	-	-	-	-	-
Wbca	60,000	60,000	75,000	75,000	75,000	75,000
Princess Pocahontas Counc	-	10,000	15,000	15,000	15,000	12,300
Boys & Girls Club Of Ldo	-	-	-	-	-	10,000
Laredo Area Youth Soccer	27,227	22,300	30,000	30,000	30,000	24,000
Webb Co.Heritage Foundati	75,000	75,000	90,000	90,000	90,000	82,000
Tamiu Alumni Association	-	-	-	-	-	32,600
Laredo Center For The Art	139,840	140,256	57,000	70,076	70,076	41,270
Laredo Cultural District	-	6,717	10,000	10,000	10,000	10,000
Laredo Chamber Of Commerce	26,285	6,381	35,000	35,000	35,000	20,000
Mexican Cultural Institut	11,386	-	-	-	-	-
Laredo Main Street Prog	-	20,000	30,000	30,000	30,000	24,000
El Portal Center	-	-	-	27,707	-	-
Federal Crthse Restoratn	-	-	-	7,711	-	-
<b>Third Party Funding</b>	<b>477,647</b>	<b>495,654</b>	<b>502,000</b>	<b>550,494</b>	<b>515,076</b>	<b>498,170</b>



**CITY OF LAREDO, TEXAS  
CONVENTION AND VISITORS BUREAU  
OPERATING FUND  
FY 2024 - 2025**

	<u>ACTUAL FY 21-22</u>	<u>ACTUAL FY 22-23</u>	<u>ORIGINAL BUDGET FY 23-24</u>	<u>AMENDED BUDGET FY 23-24</u>	<u>TOTAL ESTIMATE FY 23-24</u>	<u>PROPOSED BUDGET FY 24-25</u>
<b>OPENING BALANCE</b>	<b>\$1,121,913</b>	<b>\$936,582</b>	<b>\$139,554</b>	<b>\$618,114</b>	<b>\$618,114</b>	<b>\$0</b>
<b>REVENUES</b>						
Intergovernmental Revenue	6	0	0	0	0	0
Fees and Collections	12,504	7,221	6,500	6,500	7,638	10,000
Rents, Royalties and Interest	675	4,280	4,400	4,400	6,902	6,500
Reimburse and Miscellaneous	625	23,318	10,750	10,750	17,125	24,750
Other Financing Sources	3,608,913	3,239,145	3,805,500	3,805,500	3,718,618	4,451,763
<b>TOTAL REVENUES</b>	<b>3,622,723</b>	<b>3,273,964</b>	<b>3,827,150</b>	<b>3,827,150</b>	<b>3,750,283</b>	<b>4,493,013</b>
<b>TOTAL AVAILABLE</b>	<b>4,744,636</b>	<b>4,210,546</b>	<b>3,966,704</b>	<b>4,445,264</b>	<b>4,368,397</b>	<b>4,493,013</b>
<b>EXPENDITURES</b>						
<b>ADMINISTRATION</b>						
Personnel Services	721,025	665,338	899,587	899,587	868,601	948,685
Materials and Supplies	269,375	76,041	78,284	73,639	68,982	51,833
Contractual Services	265,679	97,651	82,141	100,995	97,853	85,368
Other Charges	0	1	100,044	50,044	56,603	50,010
Capital Outlay	27,425	20,664	0	0	0	0
Debt Service	712	712	744	744	796	870
Intergovernmental Transfers	155,000	0	0	0	0	0
<b>TOTAL ADMINISTRATION</b>	<b>1,439,216</b>	<b>860,406</b>	<b>1,160,800</b>	<b>1,125,009</b>	<b>1,092,835</b>	<b>1,136,766</b>
<b>MARKETING</b>						
Materials and Supplies	111,958	119,457	156,900	148,615	147,042	108,630
Contractual Services	2,256,881	2,553,312	2,649,004	3,159,638	3,116,520	2,936,617
Other Charges	0	25,500	0	0	0	0
Capital Outlay	0	33,757	0	12,000	12,000	311,000
<b>TOTAL MARKETING</b>	<b>2,368,838</b>	<b>2,732,026</b>	<b>2,805,904</b>	<b>3,320,253</b>	<b>3,275,562</b>	<b>3,356,247</b>
<b>TOTAL EXPENDITURES</b>	<b>3,808,054</b>	<b>3,592,432</b>	<b>3,966,704</b>	<b>4,445,262</b>	<b>4,368,397</b>	<b>4,493,013</b>
<b>CLOSING BALANCE</b>	<b>\$936,582</b>	<b>\$618,114</b>	<b>\$0</b>	<b>\$2</b>	<b>\$0</b>	<b>\$0</b>

**City of Laredo, Texas  
Convention & Visitors Bureau Department  
Major Fund Changes  
FY 2024 - 2025**

**REVENUES**

**Total Net Change from FY 23-24 to FY 24-25** **\$ 665,863**

**Major Revenue Changes****Variance**

Austin Tx	10,000
Transfer In: Hotel-Motel	646,263

**EXPENDITURES**

**Total Net Change from FY23-24 to FY 24-25** **\$ 526,309**

**Major Expenditures Changes****Variance**

Monuments	211,000
Billboard	118,000
Automotive	100,000
Personnel ( Changes in benefits)	49,098

## Department Requests

### Additional Requests

DIVISION	DESCRIPTION	AMOUNT REQUESTED	FUNDING SOURCE	AMOUNT APPROVED
<b>CONVENTION VISITOR BUREAU</b>	<b>250-5315-553.56-77 CITY PROMOTION</b>			
	Port Laredo Increase	81,760	Operation	81,760
	<b>250-5315-553.63-12 WASHINGTON DC-RECEPTION</b>			
	Increase base on actual for décor, invitations, mariachi, party favors.	18,900	Operation	18,900
	<b>250-5315-553.63-13 SPECIAL EVENTS</b>			
	Washington DC Increase	5,000	Operation	5,000
	Austin Legislative	17,000	Operation	17,000
	App for Austin Legislative	700	Operation	700
	App for Washington Legislative	700	Operation	700
	Legislative app new bid	6,500	Operation	6,500
	<b>250-5315-553.63-15 AUSTIN TX-RECEPTION</b>			
For catering, décor, mariachi, party favor, etc.	42,800	Operation	42,800	
<b>Total Additional Request</b>		<b>173,360</b>		<b>173,360</b>

### Capital Outlay Request

DIVISION	DESCRIPTION	AMOUNT REQUESTED	FUNDING SOURCE	AMOUNT APPROVED
<b>CONVENTION VISITOR BUREAU</b>	<b>250-5315-555.90-04 AUTOMOTIVE</b>			
	Mobile Visitor Center 2024 Ford 350	60,000	Operation	60,000
	Customization for Collateral display and sales	40,000	Operation	40,000
	<b>250-5315-555.93-12 MONUMENTS</b>			
	Initial Welcome Visitor sign	106,000	Operation	106,000
	Additional Welcome Visitor sign	80,000	Operation	80,000
	Construction Testing and Staking	25,000	Operation	25,000
<b>Capital Outlay Request</b>		<b>311,000</b>		<b>311,000</b>
<b>Total CVB Requests</b>		<b>484,360</b>		<b>484,360</b>

# Convention & Visitors Bureau

## Mission Statement

Promote Laredo as a travel destination influencing travel decisions at State, National and International levels as well as augmenting awareness to enhance Laredo's image.

## Key Functions

- Increase visitor demand
- Strengthen visitor experience
- Destination leadership
- Destination development

FY 2024 Accomplishments	FY 2025 Goals
<ul style="list-style-type: none"> <li>• Posted a second CVB Sales Coordinator Position</li> <li>• Launched a Gift Shop at Laredo International Airport</li> <li>• Increased presence in meeting planner trade-shows</li> <li>• Streamlined Paisano process</li> <li>• Increased data research and analytics</li> <li>• Hired a CVB Media Coordinator position</li> </ul>	<ul style="list-style-type: none"> <li>• Produce a new Visitors Guide</li> <li>• Launch podcast Season 2</li> <li>• Make Laredo the go-to destination for sports tourism in south Texas</li> <li>• Improve relationship with industry stakeholders</li> <li>• Engage community to increase tourism</li> <li>• Relaunch Destination Training program</li> </ul>

## Performance Measures

Outputs	Actual 21-22	Actual 22-23	Estimate 23-24	Target 24-25
Actual room nights sold from total room nights available to CVB	719,196	719,196	695,544	712,845
Potential room nights in Leads & RFPs received	2,715	2,205	2,300	2,650
Percent of Overnight Visitors	52.7%	68.6%	65.9%	69.0%
Social Media engagement	260,654	152,069	120,000	180,000
App downloads	8,955	7,807	8,500	9,000

## Expenditures

Convention and Visitors Bureau	Actual 21-22	Actual 22-23	Amended 23-24	Estimate 23-24	Proposed 24-25
Personnel Services	721,024	665,338	899,587	868,601	948,685
Materials & Supplies	381,333	195,497	222,254	216,024	160,463
Contractual Services	2,522,561	2,650,963	3,224,081	3,214,373	3,021,985
Other Charges	0	25,501	50,044	56,603	50,010
Capital Outlay	27,425	54,421	48,552	12,000	311,000
Debt Service	711	712	744	796	870
Intergovernmental Transfers	155,000	0	0	0	0
<b>Total</b>	<b>3,808,054</b>	<b>3,592,432</b>	<b>4,445,262</b>	<b>4,368,397</b>	<b>4,493,013</b>





Detoxification Center

**CITY OF LAREDO, TEXAS  
DETOXIFICATION CENTER  
OPERATING FUND  
FY 2024 - 2025**

	<u>ACTUAL FY 21-22</u>	<u>ACTUAL FY 22-23</u>	<u>ORIGINAL BUDGET FY 23-24</u>	<u>AMENDED BUDGET FY 23-24</u>	<u>TOTAL ESTIMATE FY 23-24</u>	<u>PROPOSED BUDGET FY 24-25</u>
<b>OPENING BALANCE</b>	<b>\$0</b>	<b>\$0</b>	<b>\$2,596,428</b>	<b>\$1,672,066</b>	<b>\$1,672,066</b>	<b>\$2,407,600</b>
<b>REVENUES</b>						
Intergovernmental Revenue	0	653,440	0	1,346,559	1,346,559	0
Rents, Royalties and Interest	0	26,184	1,000	1,000	77,800	73,000
Reimburse and Miscellaneous	0	0	0	0	194,636	480,000
Other Financing Sources	0	1,830,440	360,000	563,700	563,700	360,000
<b>HEALTH OPIOID SETTLEMENT</b>						
Intergovernmental Revenue	0	0	0	0	0	124,774
<b>TOTAL HEALTH OPIOID SETTLEMENT</b>	<b>0</b>	<b>0</b>	<b>0</b>	<b>0</b>	<b>0</b>	<b>124,774</b>
<b>TOTAL REVENUES</b>	<b>0</b>	<b>2,510,065</b>	<b>361,000</b>	<b>1,911,259</b>	<b>2,182,695</b>	<b>1,037,774</b>
<b>TOTAL AVAILABLE</b>	<b>0</b>	<b>2,510,065</b>	<b>2,957,428</b>	<b>3,583,325</b>	<b>3,854,761</b>	<b>3,445,374</b>
<b>EXPENDITURES</b>						
<b>HEALTH OPIOID SETTLEMENT</b>						
Personnel Services	0	0	0	0	0	86,586
Materials and Supplies	0	0	0	0	0	8,520
Contractual Services	0	0	0	0	0	28,508
Other Charges	0	0	0	0	0	1,160
<b>TOTAL HEALTH OPIOID SETTLEMENT</b>	<b>0</b>	<b>0</b>	<b>0</b>	<b>0</b>	<b>0</b>	<b>124,774</b>
<b>LDO/WEBB DETOX CENTER</b>						
Personnel Services	0	203,112	0	1,321,239	1,321,263	0
Materials and Supplies	0	402,749	0	19,998	27,244	0
Contractual Services	0	84,227	0	1,414	1,414	0
Capital Outlay	0	147,846	0	97,240	97,240	0
<b>TOTAL LDO/WEBB DETOX CENTER</b>	<b>0</b>	<b>837,934</b>	<b>0</b>	<b>1,439,891</b>	<b>1,447,161</b>	<b>0</b>

**CITY OF LAREDO, TEXAS  
DETOXIFICATION CENTER  
OPERATING FUND  
FY 2024 - 2025**

	<u>ACTUAL FY 21-22</u>	<u>ACTUAL FY 22-23</u>	<u>ORIGINAL BUDGET FY 23-24</u>	<u>AMENDED BUDGET FY 23-24</u>	<u>TOTAL ESTIMATE FY 23-24</u>	<u>PROPOSED BUDGET FY 24-25</u>
<b>ADMINISTRATION</b>						
Personnel Services	0	0	2,252,569	2,252,569	0	2,330,157
Materials and Supplies	0	0	194,445	185,685	0	370,484
Contractual Services	0	65	510,414	526,444	0	362,742
Other Charges	0	0	0	0	0	257,217
<b>TOTAL ADMINISTRATION</b>	<b>0</b>	<b>65</b>	<b>2,957,428</b>	<b>2,964,698</b>	<b>0</b>	<b>3,320,600</b>
<b>TOTAL EXPENDITURES</b>	<b>0</b>	<b>837,999</b>	<b>2,957,428</b>	<b>4,404,589</b>	<b>1,447,161</b>	<b>3,445,374</b>
<b>CLOSING BALANCE</b>	<b>\$0</b>	<b>\$1,672,066</b>	<b>\$0</b>	<b>(\$821,264)</b>	<b>\$2,407,600</b>	<b>\$0</b>

**City of Laredo, Texas  
Detoxification Center  
Major Fund Changes  
FY 2024-2025**

**REVENUES**

**Total Net Change from FY 23-24 to FY 24-25** **\$ 676,774**

**Major Revenue Changes**

**Variance**

Private Insurance	480,000
Texas Opioid Abatement FC	124,774
Interest Earnings	72,000

**EXPENDITURES**

**Total Net Change from FY 23-24 to FY 24-25** **\$ 487,946**

**Major Expenditure Changes**

**Variance**

Personnel	164,174
Reserve Appropriation	258,377
Support Services	224,020
I-Net and I-Series	85,280
Insurance	(203,654)

# Detoxification Center

## Mission Statement

To provide a safe place for change, providing a solid foundation leading to better health and improved quality of life.

## Key Functions

- Prepare an Annual Budget document
- Prepare an Annual Programmatic Report
- Prepare Work Plan for upcoming fiscal year
- Research funding opportunities for financial sustainability
- Develop outreach plan to fill occupancy

## FY 2024 Accomplishments

- Obtain State Licensure
- Opened Facility 2/24
- On board all personnel
- Became Out-of-Network Providers to for Private Insurance Providers
- Have reached have met 54% of admissions goals within 90 days of opening

## FY 2025 Goals

- Obtain Joint Commission Accreditation
- Conduct 500 Admissions
- Become in Network Provider for Private Insurance
- Become Medicaid and Medicare Certified Providers
- Secure \$3M funding from Private Foundations such as The Meadows Foundations
- Have 50% of admission with insurance and/or self-pay

## Performance Measures

Outputs	Actual 21-22	Actual 22-23	Estimate 23-24	Target 24-25
Provide required trainings to all personnel.	0	0	36	38
# of participants to attend trainings.	0	0	36	38
Obtain state licensure	0	0	1	N/A
Maintain state licensure	0	0	0	1
Obtain Joint Commission Accreditation	0	0	0	1
# of patients served	0	0	120	500

## Expenditures

Detoxification Center	Actual 21-22	Actual 22-23	Amended 23-24	Estimated 23-24	Proposed 24-25
Personnel Services	0	203,112	3,573,808	1,321,263	2,416,743
Materials & Supplies	0	402,749	205,683	27,244	379,004
Contractual Services	0	84,292	527,858	1,414	391,250
Other Charges	0	0	0	0	258,377
Capital Outlay	0	147,846	97,240	97,240	0
<b>Total</b>	<b>0</b>	<b>837,999</b>	<b>4,404,589</b>	<b>1,447,161</b>	<b>3,445,374</b>



# Economic Development



**CITY OF LAREDO, TEXAS  
GENERAL FUND SUMMARY  
EXPENDITURES  
FY 2024-2025**

EXPENDITURES	ACTUAL FY 21-22	ACTUAL FY 22-23	ORIGINAL BUDGET FY 23-24	AMENDED BUDGET FY 23-24	TOTAL ESTIMATE FY 23-24	PROPOSED BUDGET FY 24-25
<b>GENERAL GOVERNMENT</b>						
<b>Economic Development</b>						
Personnel Services	352,409	330,580	642,950	642,950	373,536	637,821
Materials and Supplies	21,654	10,260	14,500	61,650	11,210	14,200
Contractual Services	75,023	129,438	80,212	160,678	151,509	86,918
Other Charges	-	-	50,000	50,000	50,000	50,000
Debt Service	633	633	629	629	629	1,504
<b>Total Economic Development</b>	<b>\$ 449,719</b>	<b>\$ 470,911</b>	<b>\$ 788,291</b>	<b>\$ 915,907</b>	<b>\$ 586,884</b>	<b>\$ 790,443</b>

**City of Laredo, Texas  
Economic Development  
Major Fund Changes  
FY 2024-2025**

**EXPENDITURES**

Total Net Change from FY 23-24 to FY 24-25	<b>\$ 2,152</b>
<b><u>Major Expenditure Changes</u></b>	<b><u>Variance</u></b>
I-Net and I-Series	\$ 6,397
Personnel	(5,129)
Lease Purchase Payment	800

## Department Requests

### Additional Requests

DIVISION	DESCRIPTION	AMOUNT REQUESTED	FUNDING SOURCE	APPROVED AMOUNT
<b>ECONOMIC DEVELOPMENT</b>	<b>101-7510-512-07-00 COMPUTER HARDWARE / SOFTWARE</b>			
	New computer equipment and licenses for staff	12,200		
	<b>101-7510-512-24-00 MINOR APPARATUS AND TOOLS</b>			
	Renewal, or replacement of staff cell phones	100		
	<b>101-7510-512-36-20 FOOD AND ICE</b>			
	Purchase of food for trainings, and office throughout FY	500		
	<b>101-7510-513-13-20 OPERATIONAL TRAVEL</b>			
	Funds needed for staff to represent the city in various events	30,000		
	<b>101-7510-13-20-30 MACHINERY AND EQUIPMENT</b>			
	Funding Required Due to Recent Increases in Monthly Services	1,000		
	<b>101-7810-513-31-20 COMMUNICATIONS</b>			
	Purchase of Mi-Fi and Cellular Services for New Staff	3,000		
	<b>101-7510-513-5526 CONSULTANT FEES</b>			
	Funds needed to partner with experts in determining impact of incentives to the City	150,000		
	<b>101-7510-513-55-88 SUPPORT SERVICES</b>			
	Funds needed for Monday.com Platform	1,700		
	<b>101-7510-513-56-77 CITY PROMOTION</b>			
	Funds will be used to represent the city in various events	3,000		
	<b>101-7510-513-62-00 ADVERTISING</b>			
	To Increase Advertising Efforts for Port Laredo and Bring Investment to City	29,000		
	<b>101-7510-513-64-00 MEMBERSHIP &amp; SUBSCRIPTION</b>			
	Funds needed for memberships for new employees for trainings and certifications	12,000		
	<b>101-7510-513-70-00 PRINTING SERVICES</b>			
Will be used to print promotional brochures related to Economic Development	3,000			
<b>101-7510-516-88-45 LEASE PURCHASE PAYMENT</b>				
Toshiba Services Monthly Cost Increase	800	Operation	800	
<b>101-7510-516-89-46 LEASE PURCHASE INTEREST</b>				
Needed for Toshiba's Monthly Cost Increase	75	Operation	75	
<b>Total Additional Requests</b>		<b>246,375</b>		<b>875</b>
<b>Total Economic Development Requests</b>		<b>246,375</b>		<b>875</b>

# Economic Development

## Mission Statement

To promote and foster economic and job growth through attraction, expansion and retention of investment by promoting and supporting business and workforce development, providing leadership and innovation in economic development and workforce training and engaging in projects that enhance quality of life.

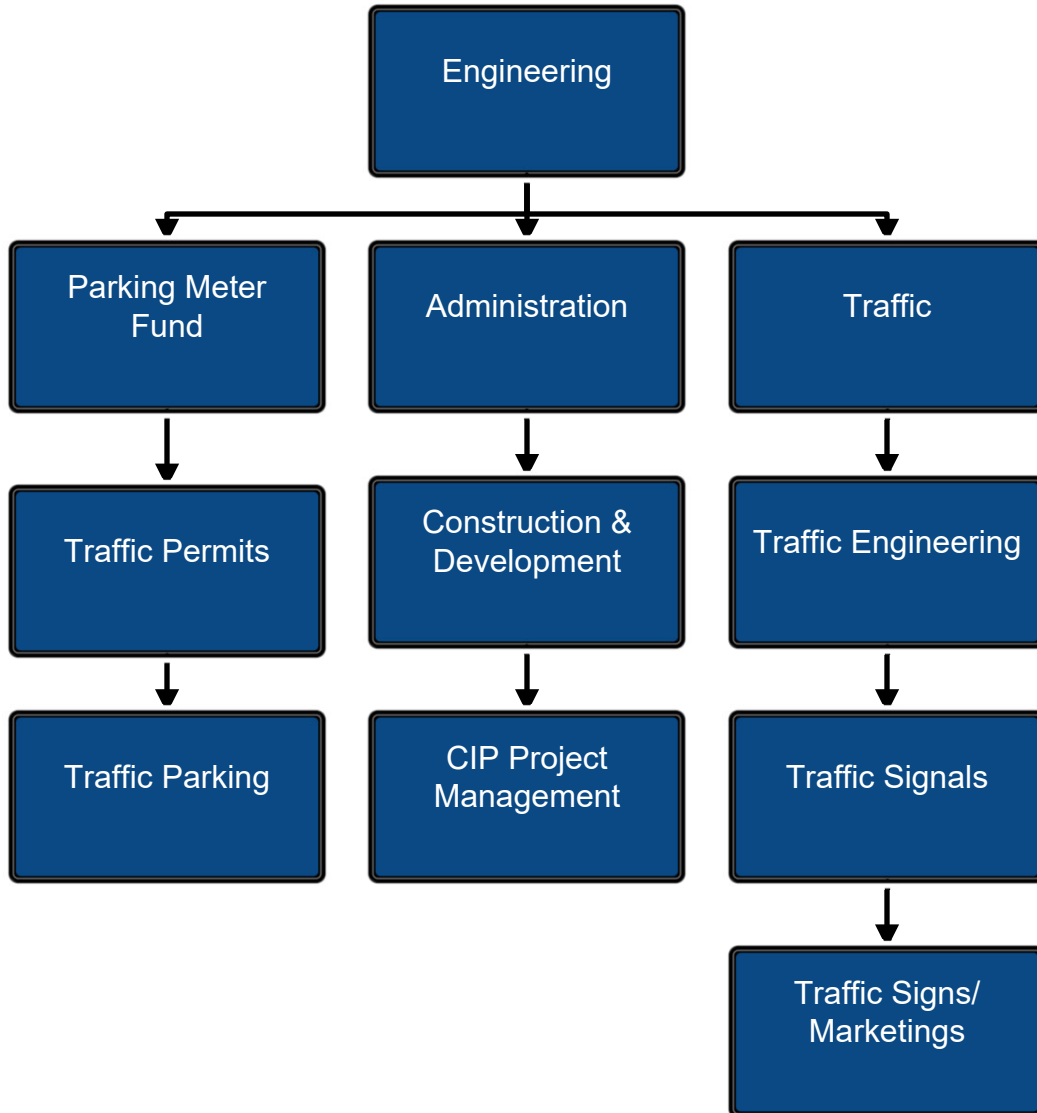
## Key Functions

- Promote the City to attract, retain an expand business, foreign investment, create new jobs, and expand the tax base.
- Develop, manage, implement and assist in with economic development programs and initiatives.
- Conduct annual compliance performance reviews to existing tax incentive programs and follow procedures and compliance required by the Texas Comptroller’s Office.
- Manage the Grants Division by monitoring, pursuing and applying for funding opportunities at the state and federal level in collaboration with City departments.
- Negotiate, administer and monitor city-approved tax incentive programs.
- Develop, review and implement guidelines that will improve business development, retention and attraction.
- Promote inner-city/downtown revitalization.
- Assess projects and programs related to improving infrastructure, business development, quality of life, workforce development, downtown and inner-city revitalization.
- Strategic participation ad national and international conventions, expos and industry events to promote and attract economic growth.
- Oversee the Business Development Division to provide customer service, support, technical assistance, community outreach and interdepartmental collaboration for the business community.

FY 2024 Accomplishments	FY 2025 Goals
<ul style="list-style-type: none"> <li>• \$7,599,999 secured NPS ORLP Grant Award – Zacate Creek</li> <li>• \$375,000 secured TPWD Recreational Trails Grant Award – Santa Fe Park</li> <li>• \$5,000,000 secured EPA Solar for All Grant Award</li> <li>• \$750,000 funding for Zero Percent Loan Program (2.0)</li> <li>• \$500,000 funding for Small Business Grant Program (3.0)</li> <li>• \$950,000 funding for Workforce Development Program with Laredo College (3.0)</li> <li>• TEDC Workforce Excellence Award Merit Recognition</li> <li>• Grant Applications submitted for SMART Grant, RAISE Grant, Border Zone Fire Grant, RTEPF Grant, &amp; Reconnecting Communities Grant.</li> <li>• Unimex \$45,000,000 investment, 195 jobs</li> <li>• AVA Hotel \$12,000,000</li> <li>• PROLAMSA \$100,000,000</li> <li>• First Annual Downtown Summit</li> <li>• PACE Financing for \$3.5M Hotel Renovation Project in Downtown Laredo</li> </ul>	<ul style="list-style-type: none"> <li>• Secure funding at either the federal or state level by pursuing at least 5 grant programs in the areas of quality of life, infrastructure, technology and innovation, workforce development and/or economic development.</li> <li>• Pursue and advocate for funding opportunities to continue the small business grant program, zero percent loan programs, and workforce development programs.</li> <li>• Pursue and advocate for available funding related to the World Trade Bridge and Colombia Bridge Expansion.</li> <li>• Expand PACE Program by conducting at least 2 annual workshops.</li> <li>• Launch a Business Incubator and Business Accelerator program.</li> <li>• Conduct a Comprehensive Economic Development Study.</li> <li>• Establish a Business Development HUB for commercial and inner-city development and revitalization.</li> <li>• Review, develop and implement Chapter 380, Downtown Incentive Program, TIRZ, PID, and TRZ policies and guidelines.</li> <li>• Relocate Economic Development Office to El Portal</li> </ul>

<b>Performance Measures</b>				
<b>Outputs</b>	<b>Actual 21-22</b>	<b>Actual 22-23</b>	<b>Estimate 23-24</b>	<b>Target 24-25</b>
Grant applications and assistance on applications to pursue funding opportunities for the City.	7	6	8	5
Provide Workforce Development Programs	1	1	1	1
Provide Small Business Support Programs	1	2	2	2
Assist/procure at least 2 major projects that retain/grow jobs.	2	2	5	2
Have representation from department in at least 5 trade shows to promote Port Laredo	4	7	11	8
Develop a program for downtown redevelopment by leveraging on available incentive tools and working in collaboration with City departments, industry and stakeholders.	0	0	2	3
Review, develop and/or update economic development policies.	0	2	2	4
Lead/conduct an economic development study that includes a cluster analysis for the purpose of strategic program development and implementation.	0	0	0	1

<b>Expenditures</b>					
<b>Economic Development</b>	<b>Actual 21-22</b>	<b>Actual 22-23</b>	<b>Amended 23-24</b>	<b>Estimated 23-24</b>	<b>Proposed 24-25</b>
Personnel Services	352,409	330,580	642,950	373,536	637,821
Materials & Supplies	21,654	10,260	61,650	11,210	14,200
Contractual Services	75,023	129,438	160,678	151,509	86,918
Other Charges	0	0	50,000	50,000	50,000
Debt Service	633	633	629	629	1,504
<b>Total</b>	<b>449,719</b>	<b>470,911</b>	<b>915,907</b>	<b>586,884</b>	<b>790,443</b>



**CITY OF LAREDO, TEXAS  
GENERAL FUND SUMMARY  
EXPENDITURES  
FY 2024-2025**

EXPENDITURES	ACTUAL FY 21-22	ACTUAL FY 22-23	ORIGINAL BUDGET FY 23-24	AMENDED BUDGET FY 23-24	TOTAL ESTIMATE FY 23-24	PROPOSED BUDGET FY 24-25
<b>Engineering</b>						
Administration						
Personnel Services	350,388	353,360	458,724	458,724	406,898	865,424
Materials and Supplies	52,513	43,062	23,194	58,270	51,457	41,730
Contractual Services	42,235	56,789	46,677	99,474	86,823	57,611
Capital Outlay	-	-	-	43,171	43,171	-
Debt Service	1,753	1,753	1,800	1,700	1,700	1,800
Subtotal Administration	446,889	454,964	530,395	661,339	590,049	966,565
Design and Surveying						
Personnel Services	890,025	696,277	912,210	884,554	583,476	652,979
Materials and Supplies	71,820	35,826	58,088	63,650	56,562	43,966
Contractual Services	56,973	51,264	64,619	65,778	57,507	117,768
Capital Outlay	-	22,329	-	-	-	-
Subtotal Design and Surveying	1,018,818	805,696	1,034,917	1,013,982	697,545	814,713
Construction and Improvement						
Personnel Services	541,077	1,098,895	1,178,330	1,178,330	1,199,700	1,000,173
Materials and Supplies	23,270	50,226	68,184	50,267	42,171	39,659
Contractual Services	18,588	31,099	32,574	39,231	60,057	122,217
Capital Outlay	-	-	-	798	-	-
Subtotal Construction & Improvement	582,935	1,180,220	1,279,088	1,268,626	1,301,928	1,162,049
Traffic						
Personnel Services	-	-	-	-	-	371,512
Materials and Supplies	-	-	-	-	-	58,734
Contractual Services	-	-	-	-	-	174,293
Subtotal Traffic						604,539
Traffic Engineering						
Personnel Services	-	-	-	-	-	528,673
Materials and Supplies	-	-	-	-	-	8,502
Contractual Services	-	-	-	-	-	27,003
Subtotal Traffic Engineering	-	-	-	-	-	564,178
Traffic Signals						
Personnel Services	-	-	-	-	-	679,446
Materials and Supplies	-	-	-	-	-	272,115
Contractual Services	-	-	-	-	-	150,824
Subtotal Traffic Signals						1,102,385
Traffic Signs/Markings						
Personnel Services	-	-	-	-	-	648,514
Materials and Supplies	-	-	-	-	-	339,336
Contractual Services	-	-	-	-	-	56,530
Subtotal Traffic Signs/Markings	-	-	-	-	-	1,044,380
Traffic Street Lights						
Materials and Supplies	-	-	-	-	-	40,000
Contractual Services	-	-	-	-	-	2,079,085
Subtotal Traffic Street Lights	-	-	-	-	-	2,119,085
<b>Total Engineering</b>	<b>2,048,642</b>	<b>2,440,880</b>	<b>2,844,400</b>	<b>2,943,947</b>	<b>2,589,522</b>	<b>8,377,894</b>

**City of Laredo, Texas  
Engineering Department  
Major Fund Changes  
FY 2024-2025**

**EXPENDITURES**

**Total Net Change from FY 23-24 to FY 24-25** **\$ 5,533,494**

**Major Expenditure Changes**

**Variance**

Personnel	2,197,457
Electricity	2,058,500
Traffic Signals	225,078
Vehicle Maintenance	131,273
I-Net Charges	117,061

***\*Note: Traffic Department has been moved into Engineering- \$5,651,652***



## Department Requests

### Additional Requests

DIVISION	DESCRIPTION	AMOUNT REQUESTED	FUNDING SOURCE	APPROVED AMOUNT
ADMINISTRATION	<b>101-2210-512.24-10 SAFETY EQUIPMENT</b>			
	Safety Equipment	500	Operation	500
	<b>101-2210-512.30-10 REPAIRS TO BLDGS &amp; IMPROV</b>			
	Office Maintenance	7,000		
	<b>101-2210-512.33-10 OFFICE SUPPLIES</b>			
	More office supplies	1,500		
	<b>101-2210-513.13-10 PROFESSIONAL DEVELOPMENT</b>			
	Engineering Training	5,005	Operation	5,005
	<b>101-2210-513.55-88 SUPPORT SERVICES</b>			
	Autocad Civil 3D Support Services	6,000	Operation	6,000
<b>101-2210-513.70-00 PRINTING SERVICES</b>				
Scanning of old documents	3,000	Operation	3,000	
CIP PROJECT MANAGEMENT	<b>101-2220-512.24-10 SAFETY EQUIPMENT</b>			
	Safety Equipment	1,110	Operation	1,110
	<b>101-2220-513.13-10 PROFESSIONAL DEVELOPMENT</b>			
	Engineering Training	10,010	Operation	10,010
CONSTRUCTION & DEVELOPMENT	<b>101-2220-513.55-88 SUPPORT SERVICES</b>			
	Autocad Civil 3D Support Services	6,000	Operation	6,000
	<b>101-2230-513.13-10 PROFESSIONAL DEVELOPMENT</b>			
CONSTRUCTION & DEVELOPMENT	Engineering Training	10,010	Operation	10,010
	<b>101-2230-513.55-88 SUPPORT SERVICES</b>			
SIGN/MARKINGS	Autocad Civil 3D Support Services	6,000	Operation	6,000
	<b>101-2263-512-30-40 MATERIALS AND SUPPLIES</b>			
SIGN/MARKINGS	For sign replacement	50,000	Current	50,000
	<b>Total Additional Budget Requests</b>	<b>106,135</b>		<b>97,635</b>

### Capital Outlay Request

DIVISION	DESCRIPTION	AMOUNT REQUESTED	FUNDING SOURCE	APPROVED AMOUNT
ADMINISTRATION	<b>101-2210-515.90-04 AUTOMOTIVE</b>			
	8 Ford F-150 Crew Cab Trucks	400,000	2019 CO	400,000
TRAFFIC	<b>101-2260-525-90-01 MACHINERY AND EQUIPMENT</b>			
	New Forklift for Warehouse	40,000	2009 CO	40,000
	<b>101-2260-525-90-04 AUTOMOTIVE</b>			
ENGINEERING	2024 Toyota Camry for Admin Use	31,000	2014 CO	31,000
	<b>101-2261-525-90-04 AUTOMOTIVE</b>			
SIGNALS	Ford F-150 Single Cab	40,000	2014 CO	40,000
	<b>101-2262-525-90-01 MACHINERY AND EQUIPMENT</b>			
	DMS Units for City Events	70,000		
SIGNALS	<b>101-2262-525.90-04 AUTOMOTIVE</b>			
	2024 Ford F-350 Crew Cab	67,000	2015 CO	67,000
SIGN/MARKINGS	<b>101-2263-525.90-01 MACHINERY AND EQUIPMENT</b>			
	Abbrasive Water Blasting Pavement Eraser	650,000		
<b>Total Capital Outlay Requests</b>		<b>1,298,000</b>		<b>578,000</b>
<b>Total Engineering Requests</b>		<b>1,404,135</b>		<b>675,635</b>

# Engineering

## Mission Statement

The Engineering Department oversees the planning, design, and construction of capital improvement projects, ensuring they meet City standards and comply with local, state, and federal requirements. Our Engineering Department collaborates closely with other City departments, reviewing and processing residential, commercial, and industrial land development projects. This collaborative approach underscores our commitment to assisting engineers, developers, contractors, homeowners, and business owners plan and execute their development projects smoothly and successfully. Another key aspect of our work is ensuring the safe and efficient movement of all traffic on City streets, illuminating intersections and major roadways, and enforcing parking regulations.

## Key Functions

- Meet the City's infrastructure demands brought about by the increase in international trade, commerce, and rapid growth of the City. Managing the planning, design, and construction of the City's Capital Improvement projects on schedules required to complete the City's capital improvement program in accordance with each project's specifications and compliance with City standards.
- Prepare cost-effective improvements and provide practical engineering solutions for street, drainage, and utility-related projects.
- Review subdivision development plans in the One Stop Shop process to ensure compliance with environmental, fire, utilities, engineering, and traffic safety standards.
- Review plats, re-plats, and subdivisions developments for compliance with the City's standards, ensuring that are constructed according to plans and specifications and follow adopted City standards.
- Inspect all ongoing Capital Improvement Projects, private developments, and paving projects, including overlays, recycling, and reconstruction; review all street cuts and issue permits for new construction and repair work to provide quality control.
- Ensure all Capital Improvement Projects and private development throughout the City comply with Environmental regulations.
- Design, coordinate, and implement new traffic signals. Operate and maintain more than 37,000 traffic signals, more than 270 signals, traffic calming devices, street lighting, on-street parking, and approximately 1.7 million linear feet of pavement markings throughout the city of Laredo.
- To facilitate and improve parking availability by maintaining and enforcing parking regulations within the Central Business District.

FY 2024 Accomplishments	FY 2025 Goals
<ul style="list-style-type: none"> <li>• 64 Projects Managed</li> <li>• \$122,033,656.26 Total contract dollar managed</li> <li>• 100% of CIP projects as scheduled</li> <li>• \$216,655,887.00 Total of private development projects dollars managed</li> <li>• 31 Number of Capital Improvement project plans and specifications prepared</li> <li>• 64 Number of City projects inspected</li> <li>• 57 Number of private developments inspected</li> <li>• 64 Number of surveys completed</li> <li>• Traffic Signal at Concord Hills/Los Presidentes-Del Mar/Rocio, and Traffic Signal Shiloh/Springfield</li> <li>• Installed 11 new major pavement markings and upgraded all signs for 4 LISD schools</li> </ul>	<ul style="list-style-type: none"> <li>• 70 Projects to be managed</li> <li>• \$360,289,764.20 Total contract dollar managed</li> <li>• 100% of CIP projects as scheduled</li> <li>• \$227,488,681.35 Total of private development projects dollars managed</li> <li>• 31 Number of major improvement project plans and specifications prepared</li> <li>• 65 Number of City projects inspected</li> <li>• 60 Number of private developments inspected</li> <li>• 65 Number of surveys completed</li> <li>• Install detection on all traffic signals and implement yellow flashing arrows</li> <li>• Restripe 1,200,000 LF throughout the city</li> </ul>

<b>Performance Measures</b>				
<b>Workload Measures</b>	<b>Actual 21-22</b>	<b>Actual 22-23</b>	<b>Estimate 23-24</b>	<b>Target 24-25</b>
Projects Managed	NA	NA	64	70
Total contract dollar managed	\$43,463,000	\$81,090,171	\$122,033,656	\$360,289,764
Capital improvement projects as scheduled	100%	100%	100%	100%
Total of private development projects dollars managed	\$97,067,117	\$151,969,206	\$216,655,887	\$227,488,681
Number of major improvement project plans and specifications prepared	17	12	31	31
Number of City projects inspected	52	16	64	65
Number of private developments inspected	48	57	57	60
Number of surveys completed	60	53	64	65
Number of signals timed or synchronized	50	25	50	50
Number of designs prepared/work orders issued	151	175	200	200
Number of traffic studies conducted (in-house)	75	100	125	125
Number of Signals emergency work orders	337	606	690	780
Number of Signals preventive maintenance work orders	150	150	170	200
Number of Signals regular maintenance work orders	337	141	440	500
Number of traffic signs maintenance work orders	1280	818	1200	1400
Number of linear feet of pavement markings striped	551,884	778,396	1,000,000	1,200,000

<b>Expenditures</b>					
<b>Engineering</b>	<b>Actual 21-22</b>	<b>Actual 22-23</b>	<b>Amended 23-24</b>	<b>Estimated 23-24</b>	<b>Proposed 24-25</b>
Personnel Services	1,781,490	2,148,532	2,521,608	2,190,074	4,746,721
Materials & Supplies	147,603	129,114	172,187	150,190	844,042
Contractual Services	117,796	139,152	204,483	204,387	2,785,331
Capital Outlay	0	22,329	43,969	43,171	0
Debt Service	1,753	1,753	1,700	1,700	1,800
<b>Total</b>	<b>2,048,642</b>	<b>2,440,880</b>	<b>2,943,947</b>	<b>2,589,522</b>	<b>8,377,894</b>

**CITY OF LAREDO, TEXAS  
PARKING METERS  
OPERATING FUND  
FY 2024 - 2025**

	<u>ACTUAL FY 21-22</u>	<u>ACTUAL FY 22-23</u>	<u>ORIGINAL BUDGET FY 23-24</u>	<u>AMENDED BUDGET FY 23-24</u>	<u>TOTAL ESTIMATE FY 23-24</u>	<u>PROPOSED BUDGET FY 24-25</u>
<b>OPENING BALANCE</b>	<b>\$1,132,687</b>	<b>\$922,966</b>	<b>\$949,438</b>	<b>\$990,465</b>	<b>\$990,465</b>	<b>\$1,057,958</b>
<b>REVENUES</b>						
Licenses and Permits	15,695	20,471	3,075	3,075	4,000	4,000
Intergovernmental Revenue	300	300	300	300	300	300
Fines and Forfeits	439,738	458,301	400,000	400,000	420,000	450,000
Fees and Collections	1,088,531	1,139,778	1,049,000	1,049,000	1,027,200	1,067,600
Rents, Royalties and Interest	6,814	43,733	46,615	46,615	54,315	50,975
Reimburse and Miscellaneous	92	159	25	25	10,000	15
<b>TOTAL REVENUES</b>	<b>1,551,171</b>	<b>1,662,742</b>	<b>1,499,015</b>	<b>1,499,015</b>	<b>1,515,815</b>	<b>1,572,890</b>
<b>TOTAL AVAILABLE</b>	<b>2,683,858</b>	<b>2,585,708</b>	<b>2,448,453</b>	<b>2,489,480</b>	<b>2,506,280</b>	<b>2,630,848</b>
<b>EXPENDITURES</b>						
<b>TRAFFIC PARKING</b>						
Personnel Services	0	0	0	0	0	1,081,856
Materials and Supplies	0	0	0	0	0	47,768
Contractual Services	0	0	0	0	0	403,126
Other Charges	0	0	0	0	0	68,651
Debt Service	0	0	0	0	0	483
<b>TOTAL TRAFFIC PARKING</b>	<b>0</b>	<b>0</b>	<b>0</b>	<b>0</b>	<b>0</b>	<b>1,601,884</b>
<b>TRAFFIC PERMITS</b>						
Personnel Services	0	0	0	0	0	140,894
Materials and Supplies	0	0	0	0	0	3,300
Contractual Services	0	0	0	0	0	6,884
<b>TOTAL TRAFFIC PERMITS</b>	<b>0</b>	<b>0</b>	<b>0</b>	<b>0</b>	<b>0</b>	<b>151,078</b>

**CITY OF LAREDO, TEXAS  
PARKING METERS  
OPERATING FUND  
FY 2024 - 2025**

	<u>ACTUAL FY 21-22</u>	<u>ACTUAL FY 22-23</u>	<u>ORIGINAL BUDGET FY 23-24</u>	<u>AMENDED BUDGET FY 23-24</u>	<u>TOTAL ESTIMATE FY 23-24</u>	<u>PROPOSED BUDGET FY 24-25</u>
<b>PARKING</b>						
Personnel Services	921,260	963,284	1,047,694	1,047,694	815,350	0
Materials and Supplies	107,661	89,499	84,468	122,783	117,396	0
Contractual Services	439,621	385,529	450,091	464,004	408,540	0
Other Charges	1,189	569	0	0	300	0
Capital Outlay	0	24,635	0	0	0	0
Debt Service	545	545	480	480	903	0
Intergovernmental Transfers	182,154	0	0	0	0	0
<b>TOTAL PARKING</b>	<b>1,652,431</b>	<b>1,464,062</b>	<b>1,582,733</b>	<b>1,634,961</b>	<b>1,342,489</b>	<b>0</b>
<b>PERMITS</b>						
Personnel Services	97,355	119,449	123,426	123,426	95,585	0
Materials and Supplies	6,247	5,879	6,250	7,042	4,300	0
Contractual Services	4,860	5,853	6,173	6,195	5,948	0
<b>TOTAL PERMITS</b>	<b>108,461</b>	<b>131,181</b>	<b>135,849</b>	<b>136,663</b>	<b>105,833</b>	<b>0</b>
<b>TOTAL EXPENDITURES</b>	<b>1,760,892</b>	<b>1,595,243</b>	<b>1,718,582</b>	<b>1,771,624</b>	<b>1,448,322</b>	<b>1,752,962</b>
<b>CLOSING BALANCE</b>	<b>\$922,966</b>	<b>\$990,465</b>	<b>\$729,871</b>	<b>\$717,856</b>	<b>\$1,057,958</b>	<b>\$877,886</b>

**City of Laredo, Texas  
Parking Meters  
Major Fund Changes  
FY 2024-2025**

**REVENUES**

**Total Net Change From FY 23-24 to FY 24-25** **\$ 73,875**

**Major Revenue Changes**

**Variance**

Parking Tickets	\$ 50,000
Parking Meters Collection	20,000
Interest Earnings	4,400

**EXPENDITURES**

**Total Net Change from FY 23-24 to FY 24-25** **\$ 34,380**

**Major Expenditure Changes**

**Variance**

Reserve Appropriation	\$ 68,351
Minor Apparatus and Tools	(30,154)

## Department Requests

### Personnel Request

DIVISION	TITLE	GRADE	# OF REQUESTED	EST. COST W/BENEFITS	APPROVED POSITIONS	APPROVED AMOUNT
PARKING	Hearing Officer	R35	1	71,106		
	Parking Ticket Cashier	203	1	56,971		
	Parking Enforcement Officer	202	1	53,839		
	Parking Meter Technician	205	1	54,726		
<b>Total Personnel Request</b>			<b>4</b>	<b>236,642</b>	<b>-</b>	<b>-</b>

### Capital Outlay Request

DIVISION	DESCRIPTION	AMOUNT REQUESTED	FUNDING SOURCE	APPROVED AMOUNT	
PARKING	<b>251-2620-525-90-04 AUTOMOTIVE</b>				
	Replacement of 2 units	54,630			
<b>Total Capital Outlay Requests</b>		<b>54,630</b>			
<b>Total Parking Meters Requests</b>				<b>291,272</b>	<b>-</b>

# Parking Meters

## Mission Statement

Enforce Parking in the Central Business District and enforce Vehicles for Hire City Ordinance.

## Key Functions

- Service the public by providing turn around parking spaces in the CBD area.
- Provides information and other general assistance to the citizens
- Patrol CBD areas to enforce parking regulations and restrictions
- Ensure Parking Meters are in working conditions at all times
- Attend to complaints in City of Laredo neighborhoods
- Collects fines and fees for parking citations
- Service the public by providing regulated Taxi Services

FY 2024 Accomplishments	FY 2025 Goals
<ul style="list-style-type: none"> <li>• Replaced 241 Duncan coin meters and audit system with GUARDIAN XL meters</li> <li>• Upgraded License Plates Recognition System</li> <li>• 75% Zaragoza Server Implementation</li> <li>• 100% Taxi Permit Renewals 2024</li> </ul>	<ul style="list-style-type: none"> <li>• Collection Agency's statement productivity and revenue.</li> <li>• Vehicles for Hire Ordinance Revision</li> <li>• Sidewalk Public Awareness</li> <li>• Upgrade Zaragoza Parking Lot Equipment</li> </ul>

## Performance Measures

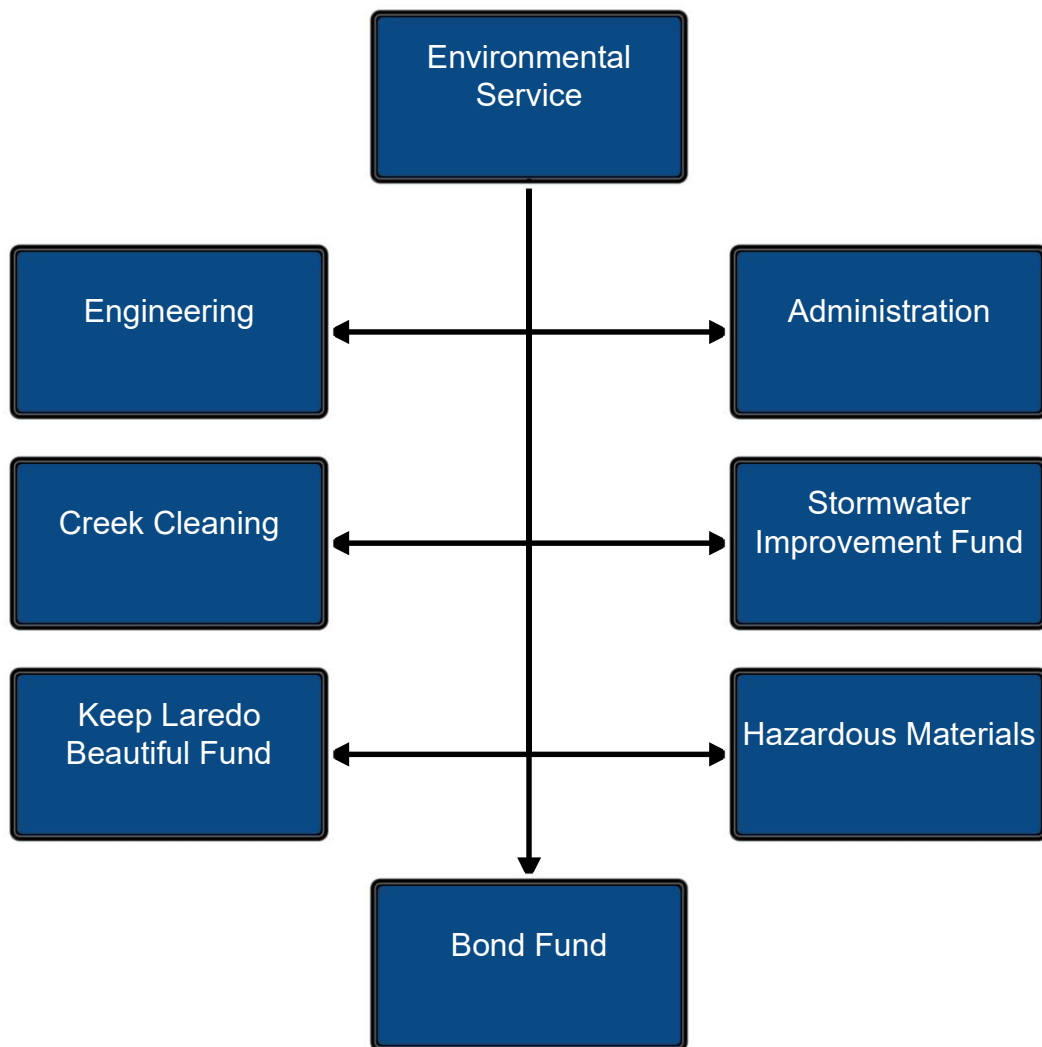
Outputs	Actual 21-22	Actual 22-23	Estimate 23-24	Target 24-25
Number of parking citations issued	30,000	23,043	24,000	26,000
Number of parking citations paid	20,000	16,797	17,000	18,000
Total revenue collected – parking meters	\$775,000	\$776,284	\$720,000	\$740,000
Total revenue collected – parking citations	\$550,000	\$458,300	\$420,000	\$450,000
Total revenues –parking lots	\$318,000	\$355,981	\$300,000	\$320,000
Number of Taxicab permits processed	54	79	69	69
Number of Taxicab driver license processed	82	107	85	90

## Expenditures

Parking Meters	Actual 21-22	Actual 22-23	Amended 23-24	Estimated 23-24	Proposed 24-25
Personnel Services	1,018,615	1,082,734	1,171,120	910,935	1,222,750
Materials & Supplies	113,909	95,379	129,825	121,696	51,068
Contractual Services	444,480	391,378	470,199	414,488	410,010
Other Charges	1,189	569	0	300	68,651
Capital Outlay	0	24,635	0	0	0
Debt Service	545	545	480	903	483
Intergovernmental Transfers	182,154	0	0	0	0
<b>Total</b>	<b>1,760,892</b>	<b>1,595,240</b>	<b>1,771,624</b>	<b>1,448,322</b>	<b>1,752,962</b>







**CITY OF LAREDO, TEXAS  
ENVIRONMENTAL SERVICES  
OPERATING FUND  
FY 2024 - 2025**

	<u>ACTUAL FY 21-22</u>	<u>ACTUAL FY 22-23</u>	<u>ORIGINAL BUDGET FY 23-24</u>	<u>AMENDED BUDGET FY 23-24</u>	<u>TOTAL ESTIMATE FY 23-24</u>	<u>PROPOSED BUDGET FY 24-25</u>
<b>OPENING BALANCE</b>	\$5,111,329	\$4,672,602	\$3,056,821	\$4,620,381	\$4,620,381	\$3,215,101
<b>REVENUES</b>						
Intergovernmental Revenue	91,363	264,906	67,000	1,551,834	121,881	67,000
Charges for Services	5,716,812	5,846,148	5,800,703	5,800,703	5,884,926	6,031,118
Rents, Royalties and Interest	33,022	203,129	202,920	202,920	275,600	231,200
Reimburse and Miscellaneous	47,426	13,140	278,877	278,877	41,870	0
Other Financing Sources	169,881	0	0	488,113	0	0
<b>HAZARDOUS MATERIALS</b>						
Licenses and Permits	284,685	314,375	320,000	320,000	320,000	320,000
<b>TOTAL HAZARDOUS MATERIALS</b>	<b>284,685</b>	<b>314,375</b>	<b>320,000</b>	<b>320,000</b>	<b>320,000</b>	<b>320,000</b>
<b>TOTAL REVENUES</b>	<b>6,343,189</b>	<b>6,641,697</b>	<b>6,669,500</b>	<b>8,642,447</b>	<b>6,644,277</b>	<b>6,649,318</b>
<b>TOTAL AVAILABLE</b>	<b>11,454,518</b>	<b>11,314,299</b>	<b>9,726,321</b>	<b>13,262,828</b>	<b>11,264,658</b>	<b>9,864,419</b>
<b>EXPENDITURES</b>						
<b>ADMINISTRATION</b>						
Personnel Services	280,098	216,160	563,879	563,879	369,278	397,832
Materials and Supplies	0	16,637	1,000	3,427	500	1,000
Contractual Services	21,539	8,385	44,021	67,189	55,552	49,302
Other Charges	81,026	77,948	278,877	110,925	0	278,877
<b>TOTAL ADMINISTRATION</b>	<b>382,663</b>	<b>319,129</b>	<b>887,777</b>	<b>745,420</b>	<b>425,330</b>	<b>727,011</b>
<b>ENGINEERING</b>						
Personnel Services	0	0	0	0	0	212,857
<b>TOTAL ENGINEERING</b>	<b>0</b>	<b>0</b>	<b>0</b>	<b>0</b>	<b>0</b>	<b>212,857</b>

**CITY OF LAREDO, TEXAS  
ENVIRONMENTAL SERVICES  
OPERATING FUND  
FY 2024 - 2025**

	<u>ACTUAL FY 21-22</u>	<u>ACTUAL FY 22-23</u>	<u>ORIGINAL BUDGET FY 23-24</u>	<u>AMENDED BUDGET FY 23-24</u>	<u>TOTAL ESTIMATE FY 23-24</u>	<u>PROPOSED BUDGET FY 24-25</u>
<b>CREEK CLEANING</b>						
Personnel Services	1,350,680	1,501,310	1,691,305	1,691,305	1,691,305	1,690,810
Materials and Supplies	159,810	162,712	150,589	169,495	170,694	160,290
Contractual Services	310,609	449,807	407,479	408,128	407,429	602,424
Capital Outlay	697,995	76,916	0	497,092	496,592	0
<b>TOTAL CREEK CLEANING</b>	<b>2,519,093</b>	<b>2,190,745</b>	<b>2,249,373</b>	<b>2,766,020</b>	<b>2,766,020</b>	<b>2,453,524</b>
<b>STORMWATER</b>						
Personnel Services	807,929	1,010,665	1,146,253	1,146,379	1,169,004	1,211,053
Materials and Supplies	96,969	132,631	121,026	152,564	131,536	129,907
Contractual Services	1,751,674	1,699,043	1,698,441	2,226,933	2,111,201	1,685,986
Capital Outlay	252,874	159,068	0	99,328	88,902	0
Intergovernmental Transfers	657,441	686,221	686,927	686,927	680,141	658,459
<b>TOTAL STORMWATER</b>	<b>3,566,887</b>	<b>3,687,628</b>	<b>3,652,647</b>	<b>4,312,131</b>	<b>4,180,784</b>	<b>3,685,405</b>
<b>STDC-RGNL SOLID WASTE MGT</b>						
Materials and Supplies	0	12,484	0	0	0	0
Capital Outlay	0	35,894	0	0	0	0
<b>TOTAL STDC-RGNL SOLID WASTE MGT</b>	<b>0</b>	<b>48,378</b>	<b>0</b>	<b>0</b>	<b>0</b>	<b>0</b>
<b>HAZARDOUS MATERIALS</b>						
Personnel Services	128,110	164,401	175,683	176,075	172,564	183,163
Materials and Supplies	6,642	10,461	7,401	10,058	8,244	10,846
Contractual Services	5,732	13,140	24,987	24,115	11,635	18,197
Other Charges	0	60	0	0	0	0
<b>TOTAL HAZARDOUS MATERIALS</b>	<b>140,483</b>	<b>188,063</b>	<b>208,071</b>	<b>210,248</b>	<b>192,443</b>	<b>212,206</b>
<b>RIVER VEGA HIKE &amp; BIKE</b>						
Capital Outlay	52,648	0	0	696,850	66,307	0
<b>TOTAL RIVER VEGA HIKE &amp; BIKE</b>	<b>52,648</b>	<b>0</b>	<b>0</b>	<b>696,850</b>	<b>66,307</b>	<b>0</b>

**CITY OF LAREDO, TEXAS  
ENVIRONMENTAL SERVICES  
OPERATING FUND  
FY 2024 - 2025**

	<u>ACTUAL FY 21-22</u>	<u>ACTUAL FY 22-23</u>	<u>ORIGINAL BUDGET FY 23-24</u>	<u>AMENDED BUDGET FY 23-24</u>	<u>TOTAL ESTIMATE FY 23-24</u>	<u>PROPOSED BUDGET FY 24-25</u>
<b>FIF-ZACATE/MANADAS CREEK</b>						
Contractual Services	0	216,975	0	378,318	378,318	0
Capital Outlay	54,708	0	0	0	0	0
<b>TOTAL FIF-ZACATE/MANADAS CREEK</b>	<b>54,708</b>	<b>216,975</b>	<b>0</b>	<b>378,318</b>	<b>378,318</b>	<b>0</b>
<b>NON CDBG CODE ENFORCEMENT</b>						
Personnel Services	65,143	42,762	41,327	41,327	40,323	43,238
Contractual Services	291	239	5,731	5,762	32	5,708
<b>TOTAL NON CDBG CODE ENFORCEMENT</b>	<b>65,434</b>	<b>43,001</b>	<b>47,058</b>	<b>47,089</b>	<b>40,355</b>	<b>48,946</b>
<b>TOTAL EXPENDITURES</b>	<b>6,781,916</b>	<b>6,693,919</b>	<b>7,044,926</b>	<b>9,156,076</b>	<b>8,049,557</b>	<b>7,339,949</b>
<b>CLOSING BALANCE</b>	<b>\$4,672,602</b>	<b>\$4,620,381</b>	<b>\$2,681,395</b>	<b>\$4,106,752</b>	<b>\$3,215,101</b>	<b>\$2,524,470</b>

**City of Laredo, Texas  
Environmental Services  
Major Fund Changes  
FY 2024-2025**

**REVENUES**

Total Net Change from FY 23-24 to FY 24-25 **\$ (20,182)**

**Major Revenue Changes****Variance**

Reimburse - Prior Year Exp	(278,877)
NPDES Storm Water Fee Com	139,364
Stormwater Improv. Fee	110,839

**EXPENDITURES**

Total Net Change from FY 23-24 to FY 24-25 **\$ 295,023**

**Major Expenditure Changes****Variance**

Vehicle Maintenance	135,259
Keep Laredo Beautiful	64,282
I-Net and I-Series	28,521

## Department Requests

### Capital Outlay Request

DIVISION	DESCRIPTION	AMOUNT REQUESTED	FUNDING SOURCE	APPROVED AMOUNT
<b>CREEK CLEANING</b>	<b>249-3835-545.90-04 AUTOMOTIVE</b>			
	2024 Ford F-350 V8 Diesel	60,690		
	2024 Ford F-250 Diesel Short Bed (2) @ \$60,890	121,781	2019 CO	60,890
	2024 Ford F-250 Diesel 8ft. Bed (2) @ \$61,890	123,781	2016 CO	61,890
	John Deere Diesel Z Track (6) @ \$18,500	111,000	2016 CO	74,000
	2024 SBA Dump Truck W/ Electric Tarp (2) @ \$144,297	288,594		
	HD 12 VV 48" DD Roller	64,826		
	John Deere Tractor 6110M With Enclosed Cab	260,000		
<b>Total Capital Outlay Requests</b>		<b>1,030,672</b>		<b>196,780</b>
<b>Total Environmental Requests</b>		<b>1,030,672</b>		<b>196,780</b>

# Environmental Services

## Mission Statement

To provide a better quality of life by promoting a clean, healthy, safe environment through information, education and enforcement. In order to ensure compliance with federal, state and local environmental laws. Furthermore, to protect & preserve the natural resources of the community.

## Key Functions

- Provide administrative support, which leads to a better quality of life by promoting a clean, healthy and safe environment through information, education, and enforcement.
- Continue to clean and maintain all city creeks and easements in a systematic, organized and economic manner.
- Continue providing aggressive environmental education programs through partnerships and continue providing aggressive storm sewer cleaning programs.
- Continue helping on commercial hazardous waste disposal.

## FY 2024 Accomplishments

- Letting for River Vega Hike and Bike
- Letting for River Bend Hike and Bike
- Completion of Manadas Creek Drainage
- Completion of East Chacon Drainage
- Completion of Manadas and Zacate Floodplain Study

## FY 2025 Goals

- Completion of Springfield Extension II
- Design and letting of Chacon East Hike and Bike
- Forest Loop Drainage construction

## Performance Measures

Outputs	Actual 21-22	Actual 22-23	Estimate 23-24	Target 24-25
Number of acres of creek cleaned	150	150	150	150
Cost per acre of creek cleaned	\$16,794	\$17,074	\$14,979	\$16,000
Linear feet of storm sewer lines clean	339,178	342,000	345,000	348,000
Number of storm sewer outfall inspections	150	153	155	158
Number of hazardous material inspections completed	2,157	2,271	2,300	2,390

## Expenditures

Environmental Services	Actual 21-22	Actual 22-23	Amended 23-24	Estimated 23-24	Proposed 24-25
Personnel Services	2,631,959	2,935,298	3,618,965	3,442,474	3,738,953
Materials & Supplies	263,420	334,925	335,544	310,974	302,043
Contractual Services	2,089,845	2,387,589	3,110,445	2,964,167	2,361,617
Other Charges	81,026	78,008	110,925	0	278,877
Capital Outlay	1,058,225	271,878	1,293,270	651,801	0
Intergovernmental Transfers	657,441	686,221	686,927	680,141	658,459
<b>Total</b>	<b>6,781,916</b>	<b>6,693,919</b>	<b>9,156,076</b>	<b>8,049,557</b>	<b>7,339,949</b>



**CITY OF LAREDO, TEXAS**  
**ENVIRONMENTAL SERVICES**  
**2016A C.O.BONDS**  
**FY 2024 - 2025**

	<u>ACTUAL</u> <u>FY 21-22</u>	<u>ACTUAL</u> <u>FY 22-23</u>	<u>ORIGINAL</u> <u>BUDGET</u> <u>FY 23-24</u>	<u>AMENDED</u> <u>BUDGET</u> <u>FY 23-24</u>	<u>TOTAL</u> <u>ESTIMATE</u> <u>FY 23-24</u>	<u>PROPOSED</u> <u>BUDGET</u> <u>FY 24-25</u>
<b>OPENING BALANCE</b>	<b>\$2,068,700</b>	<b>\$1,728,373</b>	<b>\$0</b>	<b>\$1,055,925</b>	<b>\$1,055,925</b>	<b>\$0</b>
<b>REVENUES</b>						
<b>2016A C.O. ISSUE</b>						
Rents, Royalties and Interest	12,698	72,504	35,720	70,193	70,193	17,960
Reimburse and Miscellaneous	0	0	0	134	134	0
<b>TOTAL 2016A C.O. ISSUE</b>	<b>12,698</b>	<b>72,504</b>	<b>35,720</b>	<b>70,327</b>	<b>70,327</b>	<b>17,960</b>
<b>TOTAL REVENUES</b>	<b>12,698</b>	<b>72,504</b>	<b>35,720</b>	<b>70,327</b>	<b>70,327</b>	<b>17,960</b>
<b>TOTAL AVAILABLE</b>	<b>2,081,398</b>	<b>1,800,877</b>	<b>35,720</b>	<b>1,126,252</b>	<b>1,126,252</b>	<b>17,960</b>
<b>EXPENDITURES</b>						
<b>2016A C.O. ISSUE</b>						
Contractual Services	16,646	510,094	0	129,353	129,353	0
Other Charges	0	0	35,720	90,969	190,089	17,960
Capital Outlay	336,379	234,858	0	806,810	806,810	0
<b>TOTAL 2016A C.O. ISSUE</b>	<b>353,025</b>	<b>744,953</b>	<b>35,720</b>	<b>1,027,132</b>	<b>1,126,252</b>	<b>17,960</b>
<b>TOTAL EXPENDITURES</b>	<b>353,025</b>	<b>744,953</b>	<b>35,720</b>	<b>1,027,132</b>	<b>1,126,252</b>	<b>17,960</b>
<b>CLOSING BALANCE</b>	<b>\$1,728,373</b>	<b>\$1,055,925</b>	<b>\$0</b>	<b>\$99,120</b>	<b>\$0</b>	<b>\$0</b>

**CITY OF LAREDO, TEXAS  
ENVIRONMENTAL SERVICES  
2019 C.O.BONDS  
FY 2024 - 2025**

	<u>ACTUAL FY 21-22</u>	<u>ACTUAL FY 22-23</u>	<u>ORIGINAL BUDGET FY 23-24</u>	<u>AMENDED BUDGET FY 23-24</u>	<u>TOTAL ESTIMATE FY 23-24</u>	<u>PROPOSED BUDGET FY 24-25</u>
<b>OPENING BALANCE</b>	\$5,205,901	\$4,423,642	\$0	\$4,458,215	\$4,458,215	\$0
<b>REVENUES</b>						
<b>2019 C.O.</b>						
Rents, Royalties and Interest	24,184	204,398	93,160	93,160	93,160	110,420
<b>TOTAL 2019 C.O.</b>	<b>24,184</b>	<b>204,398</b>	<b>93,160</b>	<b>93,160</b>	<b>93,160</b>	<b>110,420</b>
<b>TOTAL REVENUES</b>	<b>24,184</b>	<b>204,398</b>	<b>93,160</b>	<b>93,160</b>	<b>93,160</b>	<b>110,420</b>
<b>TOTAL AVAILABLE</b>	<b>5,230,085</b>	<b>4,628,040</b>	<b>93,160</b>	<b>4,551,375</b>	<b>4,551,375</b>	<b>110,420</b>
<b>EXPENDITURES</b>						
<b>2019 C.O.</b>						
Contractual Services	639	669	0	1,077	1,077	0
Other Charges	0	0	93,160	181,014	399,755	110,420
Capital Outlay	805,804	169,156	0	4,156,427	4,147,127	0
Debt Service	0	0	0	3,416	3,416	0
<b>TOTAL 2019 C.O.</b>	<b>806,442</b>	<b>169,825</b>	<b>93,160</b>	<b>4,341,934</b>	<b>4,551,375</b>	<b>110,420</b>
<b>TOTAL EXPENDITURES</b>	<b>806,442</b>	<b>169,825</b>	<b>93,160</b>	<b>4,341,934</b>	<b>4,551,375</b>	<b>110,420</b>
<b>CLOSING BALANCE</b>	<b>\$4,423,642</b>	<b>\$4,458,215</b>	<b>\$0</b>	<b>\$209,441</b>	<b>\$0</b>	<b>\$0</b>

**CITY OF LAREDO, TEXAS  
ENVIRONMENTAL SERVICES  
STORMWATER IMPROVEMENT  
FY 2024 - 2025**

	<u>ACTUAL FY 21-22</u>	<u>ACTUAL FY 22-23</u>	<u>ORIGINAL BUDGET FY 23-24</u>	<u>AMENDED BUDGET FY 23-24</u>	<u>TOTAL ESTIMATE FY 23-24</u>	<u>PROPOSED BUDGET FY 24-25</u>
<b>OPENING BALANCE</b>	(\$2,755)	\$275,772	\$507,190	\$629,395	\$629,395	\$936,328
<b>REVENUES</b>						
<b>STORM WATER IMPROVEMENTS</b>						
Charges for Services	2,608,713	2,665,068	2,632,046	2,632,046	2,675,985	2,742,885
Rents, Royalties and Interest	2,529	23,756	0	0	37,000	0
<b>TOTAL STORM WATER IMPROVEMENTS</b>	<b>2,611,242</b>	<b>2,688,824</b>	<b>2,632,046</b>	<b>2,632,046</b>	<b>2,712,985</b>	<b>2,742,885</b>
<b>TOTAL REVENUES</b>	<b>2,611,242</b>	<b>2,688,824</b>	<b>2,632,046</b>	<b>2,632,046</b>	<b>2,712,985</b>	<b>2,742,885</b>
<b>TOTAL AVAILABLE</b>	<b>2,608,487</b>	<b>2,964,596</b>	<b>3,139,236</b>	<b>3,261,441</b>	<b>3,342,380</b>	<b>3,679,213</b>
<b>EXPENDITURES</b>						
<b>STORM WATER IMPROVEMENTS</b>						
Contractual Services	99,474	54,900	104,234	104,490	104,490	104,234
Other Charges	0	0	100,000	100,000	0	100,000
Intergovernmental Transfers	2,233,241	2,280,301	2,301,562	2,301,562	2,301,562	2,297,025
<b>TOTAL STORM WATER IMPROVEMENTS</b>	<b>2,332,715</b>	<b>2,335,201</b>	<b>2,505,796</b>	<b>2,506,052</b>	<b>2,406,052</b>	<b>2,501,259</b>
<b>TOTAL EXPENDITURES</b>	<b>2,332,715</b>	<b>2,335,201</b>	<b>2,505,796</b>	<b>2,506,052</b>	<b>2,406,052</b>	<b>2,501,259</b>
<b>CLOSING BALANCE</b>	<b>\$275,772</b>	<b>\$629,395</b>	<b>\$633,440</b>	<b>\$755,389</b>	<b>\$936,328</b>	<b>\$1,177,954</b>

**City of Laredo, Texas  
Stormwater Improvement  
Major Fund Changes  
FY 2024-2025**

**REVENUES**

Total Net Change from FY 23-24 to FY 24-25	<b>\$110,839</b>
--	------------------

<b><u>Major Revenue Changes</u></b>	<b><u>Variance</u></b>
-------------------------------------	------------------------

Stormwater Improvement Fee	\$110,839
----------------------------	-----------

**EXPENDITURES**

Total Net Change from FY 23-24 to FY 24-25	<b>\$ (4,537)</b>
--	-------------------

<b><u>Major Expenditure Changes</u></b>	<b><u>Variance</u></b>
---	------------------------

Debt Service Fund (Transfer to Debt Service)	\$ (4,537)
--	------------

**CITY OF LAREDO, TEXAS  
KEEP LAREDO BEAUTIFUL  
OPERATING FUND  
FY 2024 - 2025**

	<u>ACTUAL FY 21-22</u>	<u>ACTUAL FY 22-23</u>	<u>ORIGINAL BUDGET FY 23-24</u>	<u>AMENDED BUDGET FY 23-24</u>	<u>TOTAL ESTIMATE FY 23-24</u>	<u>PROPOSED BUDGET FY 24-25</u>
<b>OPENING BALANCE</b>	<b>\$5,633</b>	<b>\$14,124</b>	<b>\$53</b>	<b>\$14,824</b>	<b>\$14,824</b>	<b>\$0</b>
<b>REVENUES</b>						
Rents, Royalties and Interest	3	81	0	0	100	100
Reimburse and Miscellaneous	6,089	10,889	25,000	25,000	20,000	25,000
Other Financing Sources	108,939	137,630	142,677	142,677	135,891	206,959
<b>NATIONAL ENDOWMENT OF ART</b>						
Intergovernmental Revenue	0	20,000	0	0	0	0
Reimburse and Miscellaneous	0	0	6,000	6,000	0	0
Other Financing Sources	0	11,158	0	0	0	0
<b>TOTAL NATIONAL ENDOWMENT OF ART</b>	<b>0</b>	<b>31,158</b>	<b>6,000</b>	<b>6,000</b>	<b>0</b>	<b>0</b>
<b>TOTAL REVENUES</b>	<b>115,031</b>	<b>179,757</b>	<b>173,677</b>	<b>173,677</b>	<b>155,991</b>	<b>232,059</b>
<b>TOTAL AVAILABLE</b>	<b>120,664</b>	<b>193,881</b>	<b>173,730</b>	<b>188,501</b>	<b>170,815</b>	<b>232,059</b>
<b>EXPENDITURES</b>						
<b>KLB, INC ADMINISTRATION</b>						
Personnel Services	67,796	73,083	78,110	78,290	98,814	136,538
Materials and Supplies	20,008	46,864	32,530	66,769	50,596	40,164
Contractual Services	18,692	27,951	32,347	32,754	21,405	30,760
Other Charges	0	0	24,597	4,597	0	24,597
<b>TOTAL KLB, INC ADMINISTRATION</b>	<b>106,496</b>	<b>147,898</b>	<b>167,584</b>	<b>182,410</b>	<b>170,815</b>	<b>232,059</b>
<b>KEEP TEXAS BEAUTIFUL</b>						
Materials and Supplies	44	0	146	146	0	0
<b>TOTAL KEEP TEXAS BEAUTIFUL</b>	<b>44</b>	<b>0</b>	<b>146</b>	<b>146</b>	<b>0</b>	<b>0</b>

**CITY OF LAREDO, TEXAS**  
**KEEP LAREDO BEAUTIFUL**  
**OPERATING FUND**  
**FY 2024 - 2025**

	<u>ACTUAL</u> FY 21-22	<u>ACTUAL</u> FY 22-23	<u>ORIGINAL</u> BUDGET FY 23-24	<u>AMENDED</u> BUDGET FY 23-24	<u>TOTAL</u> ESTIMATE FY 23-24	<u>PROPOSED</u> BUDGET FY 24-25
<b>NATIONAL ENDOWMENT OF ART</b>						
Contractual Services	0	0	6,000	6,000	0	0
Capital Outlay	0	31,158	0	0	0	0
<b>TOTAL NATIONAL ENDOWMENT OF ART</b>	<b>0</b>	<b>31,158</b>	<b>6,000</b>	<b>6,000</b>	<b>0</b>	<b>0</b>
<b>TOTAL EXPENDITURES</b>	<b>106,541</b>	<b>179,056</b>	<b>173,730</b>	<b>188,556</b>	<b>170,815</b>	<b>232,059</b>
<b>CLOSING BALANCE</b>	<b>\$14,124</b>	<b>\$14,824</b>	<b>\$0</b>	<b>(\$55)</b>	<b>\$0</b>	<b>\$0</b>

**City of Laredo, Texas  
Keep Laredo Beautiful  
Major Fund Changes  
FY 2024-2025**

**REVENUES**

**Total Net Change from FY 23-24 to FY 24-25** **\$ 58,382**

**Major Revenue Changes** **Variance**

Environmental Services - Transfer	\$ 64,282
Contributions	(6,000)

**EXPENDITURES**

**Total Net Change from FY 23-24 to FY 24-25** **\$ 58,329**

**Major Expenditure Changes** **Variance**

Personnel	\$ 58,428
-----------	-----------

## Department Requests

### Personnel Request

DIVISION	TITLE	GRADE	# OF REQUESTED	EST. COST W/BENEFITS	APPROVED POSITIONS	APPROVED AMOUNT
Keep Laredo Beautiful	Office Assistant	201	1	50,929	1	50,929
<b>Total Personnel Request</b>			<b>1</b>	<b>50,929</b>	<b>1</b>	<b>50,929</b>
<b>Total Keep Laredo Beautiful Requests</b>				<b>50,929</b>		<b>50,929</b>



# Keep Laredo Beautiful

## Mission Statement

Empower citizens of Laredo through education to take responsibility for enhancing their community and its environment through litter prevention, beautification, community improvement, and minimization of the impact of solid waste.

## Key Functions

- KLB main tasks are litter pick-up, graffiti removal, tree planting, beautification projects, environmental education and art work.
- Continue recruiting more volunteers for all KLB events.
- To protect the natural resources from environmental degradation for the citizens of Laredo.
- Continue with aggressive efforts to let citizens know the importance of keeping a clean City through awareness, education, information and enforcement.

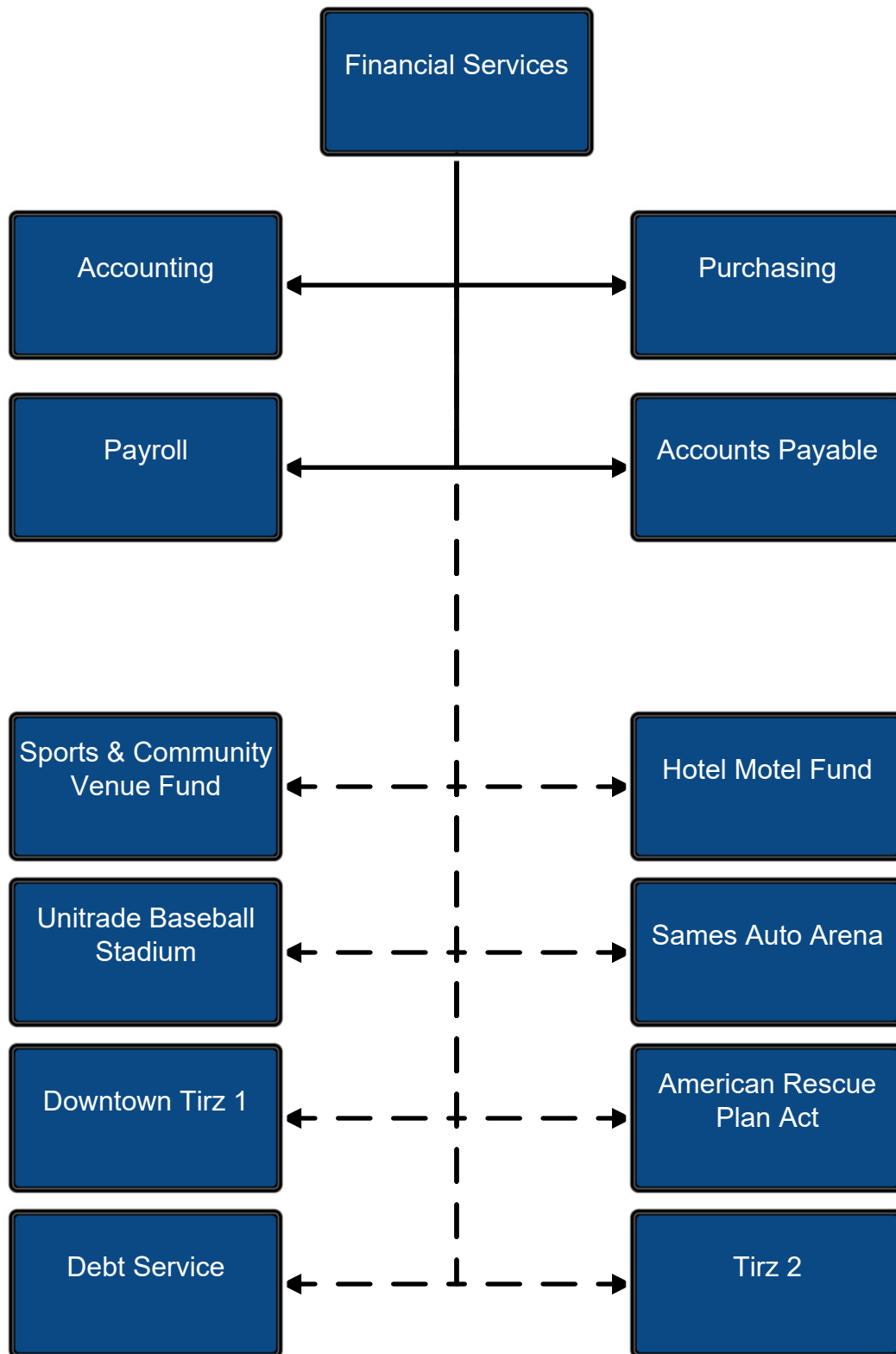
FY 2024 Accomplishments	FY 2025 Goals
<ul style="list-style-type: none"> <li>• Our TX Our Future Grant</li> <li>• Governors Community Achievement Award 2<sup>nd</sup> Place</li> <li>• Texas A&amp;M Tree Forestry Grant</li> <li>• KLB – 2024 Reader’s Choice Award for Best Civic Group &amp; KLB Volunteer Priscilla Villarreal</li> <li>• Arbor Day Event</li> <li>• Earth Day Event</li> <li>• Youth Village Clean-Up – Various Parks</li> <li>• TX Dot Highway Clean-Ups</li> </ul>	<ul style="list-style-type: none"> <li>• Continue with the tree planting events throughout the City</li> <li>• Continue with the efforts of graffiti removal throughout the City</li> <li>• Continue with the art work and beautification projects</li> <li>• Continue Environmental Education through out-reach</li> </ul>

## Performance Measures

Outputs	Actual 21-22	Actual 22-23	Estimate 23-24	Target 24-25
Beautification – Trees Planted	189	145	289	300
Volunteers- For Beautification Events – Tree Planting, Murals, Other	430	560	1,523	1,500
Clean Up Events – Trash Pick Up in Lbs.	60,000	56,089	67,265	65,000
Volunteers – Clean Up Events	1,914	163	1,580	1,500
Volunteer Hours - For Clean Up Events	7,991	702	4,504	5,000

## Expenditures

Keep Laredo Beautiful	Actual 21-22	Actual 22-23	Amended 23-24	Estimated 23-24	Proposed 24-25
Personnel Services	67,796	73,083	78,290	98,814	136,538
Materials & Supplies	20,052	46,864	66,915	50,596	40,164
Contractual Services	18,693	27,951	38,754	21,405	30,760
Other Charges	0	0	4,597	0	24,597
Capital Outlay	0	31,158	0	0	0
<b>Total</b>	<b>106,541</b>	<b>179,056</b>	<b>188,556</b>	<b>170,815</b>	<b>232,059</b>



**CITY OF LAREDO, TEXAS  
GENERAL FUND SUMMARY  
EXPENDITURES  
FY 2024-2025**

EXPENDITURES	ACTUAL FY 21-22	ACTUAL FY 22-23	ORIGINAL BUDGET FY 23-24	AMENDED BUDGET FY 23-24	TOTAL ESTIMATE FY 23-24	PROPOSED BUDGET FY 24-25
<b>GENERAL GOVERNMENT</b>						
<b>Financial Services</b>						
Accounting						
Personnel Services	904,893	1,074,526	1,118,036	1,118,036	1,095,015	1,299,142
Materials and Supplies	25,732	39,164	23,590	31,157	25,648	23,690
Contractual Services	96,588	140,879	118,775	160,652	112,193	150,370
Other Charges	-	80	4	38	38	-
Debt Service	1,412	1,412	2,264	2,264	2,264	2,264
<b>Subtotal Accounting</b>	<b>1,028,625</b>	<b>1,256,061</b>	<b>1,262,669</b>	<b>1,312,147</b>	<b>1,235,158</b>	<b>1,475,466</b>
Purchasing						
Personnel Services	459,687	458,926	544,149	544,149	513,300	487,699
Materials and Supplies	8,584	8,886	7,241	10,206	8,107	4,718
Contractual Services	53,595	53,712	64,592	63,640	58,508	68,613
Debt Service	-	-	-	320	-	-
<b>Subtotal Purchasing</b>	<b>521,866</b>	<b>521,524</b>	<b>615,982</b>	<b>618,315</b>	<b>579,915</b>	<b>561,030</b>
Payroll						
Personnel Services	138,673	164,932	226,668	226,668	243,868	249,166
Materials and Supplies	4,124	17,544	8,963	49,367	57,910	8,270
Contractual Services	8,245	15,929	9,989	33,926	23,678	20,302
<b>Subtotal Payroll</b>	<b>151,042</b>	<b>198,405</b>	<b>245,620</b>	<b>309,961</b>	<b>325,456</b>	<b>277,738</b>
Accounts Payable						
Personnel Services	331,366	340,410	411,093	411,093	411,093	428,035
Materials and Supplies	2,722	11,226	5,920	7,449	7,785	8,262
Contractual Services	22,606	23,465	29,991	28,462	28,126	32,405
Debt Service	633	633	676	676	676	676
<b>Subtotal Accounts Payable</b>	<b>357,327</b>	<b>375,734</b>	<b>447,680</b>	<b>447,680</b>	<b>447,680</b>	<b>469,378</b>
<b>Total Financial Services</b>	<b>2,058,860</b>	<b>2,351,724</b>	<b>2,571,951</b>	<b>2,688,103</b>	<b>2,588,209</b>	<b>2,783,612</b>

**City of Laredo, Texas  
Financial Services  
Major Fund Changes  
FY 2024-2025**

**EXPENDITURES**

Total Net Change From FY 23-24 to FY 24-25 **\$ 211,661**

**Major Expenditure Changes** **Variance**

Personnel	\$ 164,096
I-Net and I-Series	26,538
Professional Development	10,302

## Department Requests

### Personnel Request

DIVISION	TITLE	GRADE	# OF REQUESTED	EST. COST W/BENEFITS	APPROVED POSITIONS	APPROVED AMOUNT
ACCOUNTING	Accountant I	207	2	149,392		
	Administrative Assistant	205	2	130,411		
<b>Total Personnel Request</b>			<b>4</b>	<b>279,803</b>		

### Additional Requests

DIVISION	DESCRIPTION	AMOUNT REQUESTED	FUNDING SOURCE	APPROVED AMOUNT
ACCOUNTING	<b>101-1910-513.13-10 PROFESSIONAL DEVELOPMENT</b>			
	GFOA Trainings for staff	10,802	Operation	10,802
PAYROLL	<b>101-1930-512-24-20 FURNISHINGS</b>			
	Manual Fold and Seal W2's	3,500	Operation	3,500
	<b>101-1930-513-13-10 PROFESSIONAL DEVELOPMENT</b>			
	Class for Certification	4,500	Operation	4,500
	<b>101-1930-513-17-20 POSTAGE</b>			
	W2 Mailout	3,500	Operation	3,500
<b>Total Additional Requests</b>		<b>22,302</b>		<b>22,302</b>
<b>Total Financial Services Requests</b>		<b>302,105</b>		<b>22,302</b>

# Financial Services

## Mission Statement

The Finance Department’s mission is to provide materials and services and timely, accurate accounting and reporting of all financial transactions on behalf of the City Departments ensuring compliance with all laws, regulations and policies.

## Key Functions

- To improve the efficiency within the division by researching and implementing current software applications so that data can be more readily available for our accounting and financial system.
- To continue to improve the accuracy and timeliness of financial information provided to Federal, State and Local government officials as well as to the public.
- To provide the year-end Annual Comprehensive Financial Report statement and external audit to City Council on a timely basis.
- To continue providing accurate financial data for management’s long-term and short-term decisions in regards to City financial issues.
- Ensure all payroll deductions are paid over to appropriate third parties and payroll taxes to the tax authorities.
- Filing of Quarterly and Annual payroll reports and Year End W-2 processing.
- To process all incoming invoices from vendors by checking invoices against purchase orders in order to process checks/ACHs twice a week.
- Purchase goods and services at the lowest responsible cost, through transparency, fair and accountable process, in accordance to the requirements of our municipal operation by utilizing the automated purchasing program.
- Revise the City’s Purchasing Policies to reflect changes to the Local Government Code and to improve operational efficiencies.
- Encourage local vendors to participate in the City’s competitive bidding process.

FY 2024 Accomplishments	FY 2025 Goals
<ul style="list-style-type: none"> <li>• Certificate of Achievement for Excellence in Financial Reporting</li> <li>• Unqualified Opinion for Fiscal year audit</li> <li>• Completed year end process on a timely manner.</li> <li>• Purchased new time clocks City wide and trained departments that requested training</li> <li>• Finished ExecuTime implementation for the Fire Department and provided trainings</li> <li>• Started with the ExecuTime implementation with Police Administration and provided trainings</li> <li>• Processed a higher volume of invoices</li> <li>• Registered more vendors for ACH payments</li> <li>• Certified Texas Contract Developer (total 4)</li> </ul>	<ul style="list-style-type: none"> <li>• Continue to receive Certificate of Achievement</li> <li>• Remain Efficient in Financial Reporting</li> <li>• Obtain Employee Portal to provide Direct Deposit Stubs, W-2’s, 1095C and all employee notifications.</li> <li>• Finish with Police ExecuTime implementation and trainings.</li> <li>• Streamline all codes in order to utilize the system to its full potential.</li> <li>• Conduct Payroll Training for all departments in a semiannual basis</li> <li>• Increase a higher volume of invoice processing</li> <li>• Register more vendors for ACH payments</li> <li>• Certified Texas Contract Developer (total 7)</li> </ul>

<b>Performance Measures</b>				
<b>Outputs</b>	<b>Actual 21-22</b>	<b>Actual 22-23</b>	<b>Estimate 23-24</b>	<b>Target 24-25</b>
Number of financial reports prepared	815	828	860	862
Number of fixed assets entered into fixed asset system	1,423	1,191	1,310	1,239
Number of requests for payments submitted for grants	1,512	1,222	1,320	1,271
Daily cash receipts audited, entered, and filed	19,126	18,900	19,749	19,664
Corrections to payment of hours and E-mail corrections	793	664	669	620
Authorization for Final payment of hours	455	529	436	475
Number of invoices received	255,000	260,000	255,000	265,000
Number of checks issued	23,000	26,000	25,000	30,000
Number of ACH payments issued	6,500	6,800	7,000	7,500
Number of requisitions processed	18,471	16,855	16,500	17,000

<b>Expenditures</b>					
<b>Financial Services</b>	<b>Actual 21-22</b>	<b>Actual 22-23</b>	<b>Amended 23-24</b>	<b>Estimated 23-24</b>	<b>Proposed 24-25</b>
Personnel Services	1,834,619	2,038,795	2,299,946	2,263,276	2,464,042
Materials & Supplies	41,162	76,822	98,179	99,450	44,940
Contractual Services	181,033	233,981	286,680	222,505	271,690
Other Charges	0	80	38	38	0
Debt Service	2,046	2,046	3,260	2,940	2,940
<b>Total</b>	<b>2,058,860</b>	<b>2,351,724</b>	<b>2,688,103</b>	<b>2,588,209</b>	<b>2,783,612</b>

**CITY OF LAREDO, TEXAS  
HOTEL MOTEL OCCUPANCY TAX  
OPERATING FUND  
FY 2024 - 2025**

	<u>ACTUAL FY 21-22</u>	<u>ACTUAL FY 22-23</u>	<u>ORIGINAL BUDGET FY 23-24</u>	<u>AMENDED BUDGET FY 23-24</u>	<u>TOTAL ESTIMATE FY 23-24</u>	<u>PROPOSED BUDGET FY 24-25</u>
<b>OPENING BALANCE</b>	<b>\$5,047,493</b>	<b>\$5,180,082</b>	<b>\$5,673,288</b>	<b>\$6,341,686</b>	<b>\$6,341,686</b>	<b>\$6,936,483</b>
<b>REVENUES</b>						
Taxes	4,715,723	5,020,256	4,884,027	4,884,027	4,936,614	4,770,327
Rents, Royalties and Interest	36,229	267,925	252,000	252,000	350,900	314,800
<b>TOTAL REVENUES</b>	<b>4,751,952</b>	<b>5,288,181</b>	<b>5,136,027</b>	<b>5,136,027</b>	<b>5,287,514</b>	<b>5,085,127</b>
<b>TOTAL AVAILABLE</b>	<b>9,799,445</b>	<b>10,468,262</b>	<b>10,809,315</b>	<b>11,477,713</b>	<b>11,629,200</b>	<b>12,021,610</b>
<b>EXPENDITURES</b>						
<b>ADMINISTRATION</b>						
Contractual Services	645	479	1,000	1,000	600	1,000
Other Charges	224,545	0	0	49,313	0	0
Intergovernmental Transfers	3,916,527	3,630,445	4,276,825	4,276,825	4,177,041	4,941,360
<b>TOTAL ADMINISTRATION</b>	<b>4,141,717</b>	<b>3,630,924</b>	<b>4,277,825</b>	<b>4,327,138</b>	<b>4,177,641</b>	<b>4,942,360</b>
<b>TOURISM AND PROMOTIONS</b>						
Contractual Services	225,136	247,300	280,000	280,000	280,000	288,300
<b>TOTAL TOURISM AND PROMOTIONS</b>	<b>225,136</b>	<b>247,300</b>	<b>280,000</b>	<b>280,000</b>	<b>280,000</b>	<b>288,300</b>
<b>HISTORICAL AND ARTS</b>						
Contractual Services	252,510	248,353	222,000	270,494	235,076	209,870
<b>TOTAL HISTORICAL AND ARTS</b>	<b>252,510</b>	<b>248,353</b>	<b>222,000</b>	<b>270,494</b>	<b>235,076</b>	<b>209,870</b>
<b>TOTAL EXPENDITURES</b>	<b>4,619,363</b>	<b>4,126,577</b>	<b>4,779,825</b>	<b>4,877,632</b>	<b>4,692,717</b>	<b>5,440,530</b>
<b>CLOSING BALANCE</b>	<b>\$5,180,082</b>	<b>\$6,341,686</b>	<b>\$6,029,490</b>	<b>\$6,600,081</b>	<b>\$6,936,483</b>	<b>\$6,581,080</b>



**City of Laredo, Texas  
Hotel Motel Occupancy Tax  
Major Fund Changes  
FY 2024 - 2025**

**REVENUES**

**Total Net Change from FY 23-24 to FY 24-25** **\$ (50,900)**

**Major Revenue Changes**

Variance

Current Year Taxes	\$ (113,700)
Interest Earnings	\$ 62,800

**EXPENDITURES**

**Total Net Change from FY 23-24 to FY 24-25** **\$ 660,705**

**Major Expenditures Changes**

Variance

Intergovernmental Transfer	\$ 664,535
----------------------------	------------

**Hotel-Motel Legal Requirements for Fiscal Year 24-25**

Tax Code 351.101 (a)		Tax Code 351.103	% of Room Cost (cents)	% of Total Estimate	Estimated Tax
(1)	The acquisition of sites for and the construction, improvement, enlarging, equipping, repairing, operation, and maintenance of convention center facilities or visitor information centers, or both;	Maximum is 5.25% of room cost or 75% of total estimate 351.103	0.00	0.00%	\$0
(2)	The furnishing of facilities, personnel, and materials for the registration of convention delegates or registrants;	No requirements	2.33	33.29%	\$1,810,925
(3)	Advertising and conducting solicitations & promotional programs to attract tourists and convention delegates or registrants to the municipality or its vicinity;	Minimum is 1% of room cost or 14.29% of total estimate 351.103 (a) (2)	3.83	54.78%	\$2,980,138
(4)	The encouragement, promotion, improvement, and application of the arts, including instrumental and vocal music, dance, drama, folk art, creative writing, architecture, design and allied fields, painting, sculpture, photography, graphic and craft arts, motion pictures, radio, television, tape and sound recording, and other arts related to the presentation, performance, execution, and exhibition of these major art forms;	Maximum is 1% of room cost or 15% of total estimate (whichever is greater)* 351.103 (c)	0.22	3.12%	\$169,503
(5)	Historical restoration and preservation projects or activities or advertising and conducting solicitations and promotional programs to encourage tourists and convention delegates to visit preserved historic sites or museums:  (A) at or in the immediate vicinity of convention facilities or visitor information centers; or (B) located elsewhere in the municipality or its vicinity that would be frequented by tourists and convention delegates;	If monies allocated in (1), then maximum is 1.05% of room cost or 15% of total estimate 351.103 (c)	0.23	3.31%	\$179,870
(6)	For a municipality located in a county with a population of one million or less, expenses, including promotion expenses, directly related to a sporting event in which the majority of participants are tourists who substantially increase economic activity at hotels and motels within the municipality or its vicinity; and	No requirements	0.40	5.52%	\$300,094
(7)	Subject to Section 351.1076, the promotion of tourism by the enhancement and upgrading of existing sports facilities or fields, including facilities or fields of baseball, softball, soccer, and flag football, if:  (A) the municipality owns the facilities or fields; (B) the municipality: (i) has a population of 80,000 or more and is located in a county that has a population of 350,000 or less; (ii) has a population of at least 65,000 but not more than 70,000 and is located in a county that has a population of 155,000 or less; or (iii) has a population of at least 34,000 but not more than 36,000 and is located in a county that has a population of 90,000 or less; and  (C) the sports facilities and fields have been used, in the preceding calendar year, a combined total of more than 10 times for district, state, regional, or national sports tournaments.	No requirements	0.00	0.00%	\$0
(8)	A municipality may use the revenue derived from the tax for any sized city to cover the costs for transporting tourists from hotels in and near the city to any of the following destinations:  (A) the commercial center of the municipality; a convention center in the municipality; other hotels in or near the municipality; and tourist attractions in or near the municipality. (B) the transportation system that transports tourists as described by subsection (A) may be: owned and operated by the municipality; or privately owned and operated but partially financed by the municipality. (C) this section does not authorize the use of revenue derived from the tax imposed for a transportation system that serves the general public other than for a system that transports tourists as described by subsection (A)	No requirements	0.00	0.00%	\$0
(9)	A statutory category was added that allows cities to use municipal hotel motel tax revenue to pay for signage directing tourists to sights and attractions frequently visited by hotel guests in the municipality; this type of expenditure was permissible as "advertising and promotion" before. however, the legislature codified this understanding to officially include signage directing tourists to sights and attractions that are frequently visited by hotel guests.	No requirements	0.00	0.00%	\$0
		<b>Totals</b>	<b>7.00</b>	<b>100.00%</b>	<b>\$5,440,530</b>

**NOTES:**

(2)	Amount includes funds for convention servicing: LCVB	\$1,810,925	\$1,810,925
(3)	Amount includes the following: LCVB City Promotions Laredo Cultural District Border Olympics Laredo Chamber of Commerce WBCA Martha Washington Princess Pocahontas Boys & Girls Club Laredo Area Youth Soccer	\$2,641,838 \$20,000 \$10,000 \$135,000 \$20,000 \$75,000 \$32,000 \$12,300 \$10,000 \$24,000	\$2,980,138
(4)	Amount includes the following: Public Access Channel	\$169,503	\$169,503
(5)	Amount includes the following: Webb Co. Heritage Foundation Laredo Center for Arts TAMU Alumni Association Laredo Main Street Program	\$82,000 \$41,270 \$32,600 \$24,000	\$179,870
(6)	Amount includes the following: Hosting of Sporting Events	\$300,094	\$300,094
			<b>\$5,440,530</b>

**CITY OF LAREDO, TEXAS**  
**SPORTS AND COMMUNITY VENUE**  
**SALES TAX FUND**  
**FY 2024 - 2025**

	<u>ACTUAL</u> FY 21-22	<u>ACTUAL</u> FY 22-23	<u>ORIGINAL</u> BUDGET FY 23-24	<u>AMENDED</u> BUDGET FY 23-24	<u>TOTAL</u> ESTIMATE FY 23-24	<u>PROPOSED</u> BUDGET FY 24-25
<b>OPENING BALANCE</b>	<b>\$23,702,702</b>	<b>\$23,999,188</b>	<b>\$20,410,508</b>	<b>\$27,916,024</b>	<b>\$27,916,024</b>	<b>\$30,018,948</b>
<b>REVENUES</b>						
Taxes	11,008,166	12,150,174	11,156,397	11,156,397	12,880,979	13,848,922
Rents, Royalties and Interest	138,117	1,111,764	840,000	840,000	1,428,500	1,139,600
Reimburse and Miscellaneous	17,154	38,882	0	0	0	0
<b>UNITRADE OPERATIONS</b>						
Rents, Royalties and Interest	9,086	0	0	0	0	0
Reimburse and Miscellaneous	30,000	80,391	0	0	0	0
<b>TOTAL UNITRADE OPERATIONS</b>	<b>39,086</b>	<b>80,391</b>	<b>0</b>	<b>0</b>	<b>0</b>	<b>0</b>
<b>TAMIU SPORTS COMPLEX</b>						
Reimburse and Miscellaneous	0	29,200	0	0	0	0
<b>TOTAL TAMIU SPORTS COMPLEX</b>	<b>0</b>	<b>29,200</b>	<b>0</b>	<b>0</b>	<b>0</b>	<b>0</b>
<b>TOTAL REVENUES</b>	<b>11,202,523</b>	<b>13,410,411</b>	<b>11,996,397</b>	<b>11,996,397</b>	<b>14,309,479</b>	<b>14,988,522</b>
<b>TOTAL AVAILABLE</b>	<b>34,905,225</b>	<b>37,409,600</b>	<b>32,406,905</b>	<b>39,912,421</b>	<b>42,225,503</b>	<b>45,007,470</b>
<b>EXPENDITURES</b>						
<b>UNITRADE OPERATIONS</b>						
Personnel Services	110,967	135,471	73,642	73,642	85,035	0
Materials and Supplies	550,618	15,432	1,874	24,747	16,357	0
Contractual Services	837,710	411,468	18,023	1,361,145	809,560	0
Other Charges	255,580	80,391	0	0	0	0
Capital Outlay	0	0	0	301,237	301,237	0
Debt Service	545	545	0	0	580	0
<b>TOTAL UNITRADE OPERATIONS</b>	<b>1,755,419</b>	<b>643,307</b>	<b>93,539</b>	<b>1,760,771</b>	<b>1,212,769</b>	<b>0</b>

**CITY OF LAREDO, TEXAS  
SPORTS AND COMMUNITY VENUE  
SALES TAX FUND  
FY 2024 - 2025**

	<u>ACTUAL FY 21-22</u>	<u>ACTUAL FY 22-23</u>	<u>ORIGINAL BUDGET FY 23-24</u>	<u>AMENDED BUDGET FY 23-24</u>	<u>TOTAL ESTIMATE FY 23-24</u>	<u>PROPOSED BUDGET FY 24-25</u>
<b>ADMINISTRATION</b>						
Materials and Supplies	8,836	0	0	120	1,000	0
Contractual Services	170,624	100,644	107,686	239,336	117,126	194,945
Other Charges	0	0	1,500,000	1,368,350	0	0
Capital Outlay	0	0	0	2,679,745	0	0
Intergovernmental Transfers	6,044,220	5,868,901	7,609,464	7,609,464	6,311,730	7,214,372
<b>TOTAL ADMINISTRATION</b>	<b>6,223,680</b>	<b>5,969,544</b>	<b>9,217,150</b>	<b>11,897,015</b>	<b>6,429,856</b>	<b>7,409,317</b>
<b>SAA RENEWAL &amp; REPLACEMENT</b>						
Materials and Supplies	3,890	57,086	0	0	0	0
Contractual Services	493,829	1,526,607	0	642,427	469,100	0
Other Charges	0	0	8,705,000	6,216,565	400,000	9,619,022
Capital Outlay	12,118	35,782	0	2,433,414	2,422,460	0
<b>TOTAL SAA RENEWAL &amp; REPLACEMENT</b>	<b>509,837</b>	<b>1,619,474</b>	<b>8,705,000</b>	<b>9,292,406</b>	<b>3,291,560</b>	<b>9,619,022</b>
<b>UNITRADE RENEWAL/REPLACE</b>						
Other Charges	0	0	400,000	387,207	387,207	400,000
<b>TOTAL UNITRADE RENEWAL/REPLACE</b>	<b>0</b>	<b>0</b>	<b>400,000</b>	<b>387,207</b>	<b>387,207</b>	<b>400,000</b>
<b>BUENA VISTA OPERATIONS</b>						
Materials and Supplies	0	0	0	1,000	0	0
Other Charges	0	0	500,000	499,000	237,694	919,105
<b>TOTAL BUENA VISTA OPERATIONS</b>	<b>0</b>	<b>0</b>	<b>500,000</b>	<b>500,000</b>	<b>237,694</b>	<b>919,105</b>
<b>TAMIU SPORTS COMPLEX</b>						
Capital Outlay	2,417,101	1,261,250	0	647,469	647,469	0
<b>TOTAL TAMIU SPORTS COMPLEX</b>	<b>2,417,101</b>	<b>1,261,250</b>	<b>0</b>	<b>647,469</b>	<b>647,469</b>	<b>0</b>
<b>TOTAL EXPENDITURES</b>	<b>10,906,037</b>	<b>9,493,576</b>	<b>18,915,689</b>	<b>24,484,868</b>	<b>12,206,555</b>	<b>18,347,444</b>
<b>CLOSING BALANCE</b>	<b>\$23,999,188</b>	<b>\$27,916,024</b>	<b>\$13,491,216</b>	<b>\$15,427,553</b>	<b>\$30,018,948</b>	<b>\$26,660,026</b>

**CITY OF LAREDO, TEXAS**  
**SPORTS AND COMMUNITY VENUE**  
**DEBT SERVICE FUND**  
**FY 2024 - 2025**

	<u>ACTUAL</u> FY 21-22	<u>ACTUAL</u> FY 22-23	<u>ORIGINAL</u> BUDGET FY 23-24	<u>AMENDED</u> BUDGET FY 23-24	<u>TOTAL</u> ESTIMATE FY 23-24	<u>PROPOSED</u> BUDGET FY 24-25
<b>OPENING BALANCE</b>	\$1,511,052	\$3,233,080	\$4,635,937	\$4,647,698	\$4,647,698	\$4,641,711
<b>REVENUES</b>						
<b>DEBT SERVICE</b>						
Rents, Royalties and Interest	4,531	135,833	129,000	129,000	139,354	226,850
Other Financing Sources	5,151,053	5,777,845	4,639,912	4,639,912	4,617,797	4,531,449
<b>TOTAL DEBT SERVICE</b>	<b>5,155,584</b>	<b>5,913,678</b>	<b>4,768,912</b>	<b>4,768,912</b>	<b>4,757,151</b>	<b>4,758,299</b>
<b>TOTAL REVENUES</b>	<b>5,155,584</b>	<b>5,913,678</b>	<b>4,768,912</b>	<b>4,768,912</b>	<b>4,757,151</b>	<b>4,758,299</b>
<b>TOTAL AVAILABLE</b>	<b>6,666,636</b>	<b>9,146,758</b>	<b>9,404,849</b>	<b>9,416,610</b>	<b>9,404,849</b>	<b>9,400,010</b>
<b>EXPENDITURES</b>						
<b>DEBT SERVICE</b>						
Intergovernmental Transfers	3,433,556	4,499,060	4,763,138	4,763,138	4,763,138	4,764,107
<b>TOTAL DEBT SERVICE</b>	<b>3,433,556</b>	<b>4,499,060</b>	<b>4,763,138</b>	<b>4,763,138</b>	<b>4,763,138</b>	<b>4,764,107</b>
<b>TOTAL EXPENDITURES</b>	<b>3,433,556</b>	<b>4,499,060</b>	<b>4,763,138</b>	<b>4,763,138</b>	<b>4,763,138</b>	<b>4,764,107</b>
<b>CLOSING BALANCE</b>	<b>\$3,233,080</b>	<b>\$4,647,698</b>	<b>\$4,641,711</b>	<b>\$4,653,472</b>	<b>\$4,641,711</b>	<b>\$4,635,903</b>

**CITY OF LAREDO, TEXAS**  
**SPORTS AND COMMUNITY VENUE**  
**2021 SPORTS VENUE REVENUE BOND**  
**FY 2024 - 2025**

	<u>ACTUAL</u> <u>FY 21-22</u>	<u>ACTUAL</u> <u>FY 22-23</u>	<u>ORIGINAL</u> <u>BUDGET</u> <u>FY 23-24</u>	<u>AMENDED</u> <u>BUDGET</u> <u>FY 23-24</u>	<u>TOTAL</u> <u>ESTIMATE</u> <u>FY 23-24</u>	<u>PROPOSED</u> <u>BUDGET</u> <u>FY 24-25</u>
<b>OPENING BALANCE</b>	\$46,390,363	\$44,818,912	\$0	\$44,997,176	\$44,997,176	\$0
<b>REVENUES</b>						
<b>2021 SPORTS VENUE BOND</b>						
Rents, Royalties and Interest	268,999	1,725,713	948,350	948,350	948,350	1,097,040
<b>TOTAL 2021 SPORTS VENUE BOND</b>	<b>268,999</b>	<b>1,725,713</b>	<b>948,350</b>	<b>948,350</b>	<b>948,350</b>	<b>1,097,040</b>
<b>TOTAL REVENUES</b>	<b>268,999</b>	<b>1,725,713</b>	<b>948,350</b>	<b>948,350</b>	<b>948,350</b>	<b>1,097,040</b>
<b>TOTAL AVAILABLE</b>	<b>46,659,362</b>	<b>46,544,624</b>	<b>948,350</b>	<b>45,945,526</b>	<b>45,945,526</b>	<b>1,097,040</b>
<b>EXPENDITURES</b>						
<b>2021 SPORTS VENUE BOND</b>						
Contractual Services	1,840,450	616,251	0	2,020,649	2,020,649	0
Other Charges	0	0	948,350	0	1,887,096	1,097,040
Capital Outlay	0	931,197	0	42,032,263	42,032,263	0
Debt Service	0	0	0	5,518	5,518	0
<b>TOTAL 2021 SPORTS VENUE BOND</b>	<b>1,840,450</b>	<b>1,547,448</b>	<b>948,350</b>	<b>44,058,430</b>	<b>45,945,526</b>	<b>1,097,040</b>
<b>TOTAL EXPENDITURES</b>	<b>1,840,450</b>	<b>1,547,448</b>	<b>948,350</b>	<b>44,058,430</b>	<b>45,945,526</b>	<b>1,097,040</b>
<b>CLOSING BALANCE</b>	<b>\$44,818,912</b>	<b>\$44,997,176</b>	<b>\$0</b>	<b>\$1,887,096</b>	<b>\$0</b>	<b>\$0</b>

**CITY OF LAREDO, TEXAS**  
**SPORTS AND COMMUNITY VENUE**  
**2022 REVENUE BOND**  
**FY 2024 - 2025**

	<u>ACTUAL</u> <u>FY 21-22</u>	<u>ACTUAL</u> <u>FY 22-23</u>	<u>ORIGINAL</u> <u>BUDGET</u> <u>FY 23-24</u>	<u>AMENDED</u> <u>BUDGET</u> <u>FY 23-24</u>	<u>TOTAL</u> <u>ESTIMATE</u> <u>FY 23-24</u>	<u>PROPOSED</u> <u>BUDGET</u> <u>FY 24-25</u>
<b>OPENING BALANCE</b>	<b>\$0</b>	<b>\$0</b>	<b>\$0</b>	<b>\$8,936,760</b>	<b>\$8,936,760</b>	<b>\$0</b>
<b>REVENUES</b>						
<b>2022 REV BOND \$16.47M</b>						
Rents, Royalties and Interest	0	530,879	286,950	286,950	439,182	154,450
Other Financing Sources	0	16,470,000	0	0	0	0
<b>TOTAL 2022 REV BOND \$16.47M</b>	<b>0</b>	<b>17,000,879</b>	<b>286,950</b>	<b>286,950</b>	<b>439,182</b>	<b>154,450</b>
<b>TOTAL REVENUES</b>	<b>0</b>	<b>17,000,879</b>	<b>286,950</b>	<b>286,950</b>	<b>439,182</b>	<b>154,450</b>
<b>TOTAL AVAILABLE</b>	<b>0</b>	<b>17,000,879</b>	<b>286,950</b>	<b>9,223,710</b>	<b>9,375,942</b>	<b>154,450</b>
<b>EXPENDITURES</b>						
<b>2022 REV BOND \$16.47M</b>						
Contractual Services	0	6,281,662	0	8,396,540	8,396,540	0
Other Charges	0	0	286,950	286,950	970,061	154,450
Capital Outlay	0	321,798	0	0	0	0
Debt Service	0	340,659	0	9,341	9,341	0
Intergovernmental Transfers	0	1,120,000	0	0	0	0
<b>TOTAL 2022 REV BOND \$16.47M</b>	<b>0</b>	<b>8,064,119</b>	<b>286,950</b>	<b>8,692,831</b>	<b>9,375,942</b>	<b>154,450</b>
<b>TOTAL EXPENDITURES</b>	<b>0</b>	<b>8,064,119</b>	<b>286,950</b>	<b>8,692,831</b>	<b>9,375,942</b>	<b>154,450</b>
<b>CLOSING BALANCE</b>	<b>\$0</b>	<b>\$8,936,760</b>	<b>\$0</b>	<b>\$530,879</b>	<b>\$0</b>	<b>\$0</b>

**CITY OF LAREDO, TEXAS**  
**SAMES AUTO ARENA**  
**OPERATING FUND**  
**FY 2024 - 2025**

	<u>ACTUAL FY 21-22</u>	<u>ACTUAL FY 22-23</u>	<u>ORIGINAL BUDGET FY 23-24</u>	<u>AMENDED BUDGET FY 23-24</u>	<u>TOTAL ESTIMATE FY 23-24</u>	<u>PROPOSED BUDGET FY 24-25</u>
<b>OPENING BALANCE</b>	\$0	\$89,552	\$0	\$69,775	\$69,775	\$0
<b>REVENUES</b>						
Charges for Services	5,177,372	5,834,218	6,104,488	6,104,488	5,516,886	6,609,116
Other Financing Sources	893,167	946,920	1,641,466	1,641,466	948,103	1,641,466
<b>TOTAL REVENUES</b>	<b>6,070,539</b>	<b>6,781,138</b>	<b>7,745,954</b>	<b>7,745,954</b>	<b>6,464,989</b>	<b>8,250,582</b>
<b>TOTAL AVAILABLE</b>	<b>6,070,539</b>	<b>6,870,690</b>	<b>7,745,954</b>	<b>7,815,729</b>	<b>6,534,764</b>	<b>8,250,582</b>
<b>EXPENDITURES</b>						
<b>OPERATIONS</b>						
Contractual Services	5,980,986	6,800,915	7,745,954	7,783,159	6,534,764	8,250,582
Capital Outlay	0	0	0	145,735	0	0
<b>TOTAL OPERATIONS</b>	<b>5,980,986</b>	<b>6,800,915</b>	<b>7,745,954</b>	<b>7,928,894</b>	<b>6,534,764</b>	<b>8,250,582</b>
<b>TOTAL EXPENDITURES</b>	<b>5,980,986</b>	<b>6,800,915</b>	<b>7,745,954</b>	<b>7,928,894</b>	<b>6,534,764</b>	<b>8,250,582</b>
<b>CLOSING BALANCE</b>	<b>\$89,552</b>	<b>\$69,775</b>	<b>\$0</b>	<b>(\$113,165)</b>	<b>\$0</b>	<b>\$0</b>



**City of Laredo, Texas  
Sames Auto Arena  
Major Fund Changes  
FY 2024 - 2025**

**REVENUES**

**Total Net Change from FY 23-24 to FY 24-25** **\$ 504,628**

**Major Revenue Changes****Variance**

Ancillary Income	1,101,194
Other Operating Revenue	121,881
Event Income	(718,447)

**EXPENDITURES**

**Total Net Change from FY 23-24 to FY 24-25** **\$ 504,628**

**Major Expenditure Changes****Variance**

Operations	276,496
Finance	86,115
Management Fees	76,578
Led Executive	37,210

**CITY OF LAREDO, TEXAS**  
**UNITRADE BASEBALL STADIUM**  
**OPERATING FUND**  
**FY 2024 - 2025**

	<u>ACTUAL</u> FY 21-22	<u>ACTUAL</u> FY 22-23	<u>ORIGINAL</u> BUDGET FY 23-24	<u>AMENDED</u> BUDGET FY 23-24	<u>TOTAL</u> ESTIMATE FY 23-24	<u>PROPOSED</u> BUDGET FY 24-25
<b>OPENING BALANCE</b>	\$0	\$0	\$0	\$0	\$0	\$0
<b>REVENUES</b>						
Charges for Services	0	100,025	1,975,295	1,975,295	1,188,930	1,570,902
Other Financing Sources	0	264,136	1,328,086	1,328,086	745,830	1,041,457
<b>TOTAL REVENUES</b>	<b>0</b>	<b>364,161</b>	<b>3,303,381</b>	<b>3,303,381</b>	<b>1,934,760</b>	<b>2,612,359</b>
<b>TOTAL AVAILABLE</b>	<b>0</b>	<b>364,161</b>	<b>3,303,381</b>	<b>3,303,381</b>	<b>1,934,760</b>	<b>2,612,359</b>
<b>EXPENDITURES</b>						
<b>UNITRADE BASEBALL STADIUM</b>						
Contractual Services	0	364,161	3,303,381	3,303,381	1,934,760	2,612,359
<b>TOTAL UNITRADE BASEBALL STADIUM</b>	<b>0</b>	<b>364,161</b>	<b>3,303,381</b>	<b>3,303,381</b>	<b>1,934,760</b>	<b>2,612,359</b>
<b>TOTAL EXPENDITURES</b>	<b>0</b>	<b>364,161</b>	<b>3,303,381</b>	<b>3,303,381</b>	<b>1,934,760</b>	<b>2,612,359</b>
<b>CLOSING BALANCE</b>	<b>\$0</b>	<b>\$0</b>	<b>\$0</b>	<b>\$0</b>	<b>\$0</b>	<b>\$0</b>

**CITY OF LAREDO, TEXAS**  
**DOWNTOWN TIRZ NO. 1**  
**OPERATING FUND**  
**FY 2024 - 2025**

	<u>ACTUAL</u> <u>FY 21-22</u>	<u>ACTUAL</u> <u>FY 22-23</u>	<u>ORIGINAL</u> <u>BUDGET</u> <u>FY 23-24</u>	<u>AMENDED</u> <u>BUDGET</u> <u>FY 23-24</u>	<u>TOTAL</u> <u>ESTIMATE</u> <u>FY 23-24</u>	<u>PROPOSED</u> <u>BUDGET</u> <u>FY 24-25</u>
<b>OPENING BALANCE</b>	<b>\$993,679</b>	<b>\$875,118</b>	<b>\$850,906</b>	<b>\$842,184</b>	<b>\$842,184</b>	<b>\$454,320</b>
<b>REVENUES</b>						
Taxes	79,646	147,800	593,178	593,178	282,831	422,267
Rents, Royalties and Interest	5,117	38,803	28,900	28,900	49,900	46,800
<b>TOTAL REVENUES</b>	<b>84,763</b>	<b>186,603</b>	<b>622,078</b>	<b>622,078</b>	<b>332,731</b>	<b>469,067</b>
<b>TOTAL AVAILABLE</b>	<b>1,078,442</b>	<b>1,061,721</b>	<b>1,472,984</b>	<b>1,464,262</b>	<b>1,174,915</b>	<b>923,387</b>
<b>EXPENDITURES</b>						
<b>TIRZ NO. 1</b>						
Materials and Supplies	706	249	0	2,092	2,000	1,850
Contractual Services	43,413	64,614	69,492	222,328	106,978	91,864
Other Charges	0	0	686,418	219,082	455,817	250,000
Capital Outlay	0	0	0	312,500	0	0
Intergovernmental Transfers	159,206	154,675	155,800	155,800	155,800	156,675
<b>TOTAL TIRZ NO. 1</b>	<b>203,325</b>	<b>219,537</b>	<b>911,710</b>	<b>911,802</b>	<b>720,595</b>	<b>500,389</b>
<b>TOTAL EXPENDITURES</b>	<b>203,325</b>	<b>219,537</b>	<b>911,710</b>	<b>911,802</b>	<b>720,595</b>	<b>500,389</b>
<b>CLOSING BALANCE</b>	<b>\$875,118</b>	<b>\$842,184</b>	<b>\$561,274</b>	<b>\$552,460</b>	<b>\$454,320</b>	<b>\$422,998</b>

**CITY OF LAREDO, TEXAS**  
**DOWNTOWN TIRZ NO. 1**  
**2021B C.O.**  
**FY 2024 - 2025**

	<u>ACTUAL</u> <u>FY 21-22</u>	<u>ACTUAL</u> <u>FY 22-23</u>	<u>ORIGINAL</u> <u>BUDGET</u> <u>FY 23-24</u>	<u>AMENDED</u> <u>BUDGET</u> <u>FY 23-24</u>	<u>TOTAL</u> <u>ESTIMATE</u> <u>FY 23-24</u>	<u>PROPOSED</u> <u>BUDGET</u> <u>FY 24-25</u>
<b>OPENING BALANCE</b>	<b>\$2,501,726</b>	<b>\$2,599,330</b>	<b>\$0</b>	<b>\$2,550,506</b>	<b>\$2,550,506</b>	<b>\$0</b>
<b>REVENUES</b>						
<b>CONSTRUCTION-2021B CO</b>						
Rents, Royalties and Interest	17,604	112,610	49,520	49,520	89,632	63,270
Reimburse and Miscellaneous	0	0	80,000	0	0	0
Other Financing Sources	80,000	0	0	80,000	80,000	0
<b>TOTAL CONSTRUCTION-2021B CO</b>	<b>97,604</b>	<b>112,610</b>	<b>129,520</b>	<b>129,520</b>	<b>169,632</b>	<b>63,270</b>
<b>TOTAL REVENUES</b>	<b>97,604</b>	<b>112,610</b>	<b>129,520</b>	<b>129,520</b>	<b>169,632</b>	<b>63,270</b>
<b>TOTAL AVAILABLE</b>	<b>2,599,330</b>	<b>2,711,941</b>	<b>129,520</b>	<b>2,680,026</b>	<b>2,720,138</b>	<b>63,270</b>
<b>EXPENDITURES</b>						
<b>CONSTRUCTION-2021B CO</b>						
Contractual Services	0	161,435	0	250,965	0	0
Other Charges	0	0	129,520	23,380	518,533	63,270
Capital Outlay	0	0	0	2,200,000	2,200,000	0
Debt Service	0	0	0	1,605	1,605	0
<b>TOTAL CONSTRUCTION-2021B CO</b>	<b>0</b>	<b>161,435</b>	<b>129,520</b>	<b>2,475,950</b>	<b>2,720,138</b>	<b>63,270</b>
<b>TOTAL EXPENDITURES</b>	<b>0</b>	<b>161,435</b>	<b>129,520</b>	<b>2,475,950</b>	<b>2,720,138</b>	<b>63,270</b>
<b>CLOSING BALANCE</b>	<b>\$2,599,330</b>	<b>\$2,550,506</b>	<b>\$0</b>	<b>\$204,076</b>	<b>\$0</b>	<b>\$0</b>

**CITY OF LAREDO, TEXAS  
AMERICAN RESCUE PLAN ACT**

**FY 2024 - 2025**

	<u>ACTUAL FY 21-22</u>	<u>ACTUAL FY 22-23</u>	<u>ORIGINAL BUDGET FY 23-24</u>	<u>AMENDED BUDGET FY 23-24</u>	<u>TOTAL ESTIMATE FY 23-24</u>	<u>PROPOSED BUDGET FY 24-25</u>
<b>OPENING BALANCE</b>	<b>\$0</b>	<b>\$428,124</b>	<b>\$411,237</b>	<b>\$2,187,545</b>	<b>\$2,187,545</b>	<b>\$0</b>
<b>REVENUES</b>						
Intergovernmental Revenue	22,696,173	13,232,091	0	39,539,235	39,539,235	0
Rents, Royalties and Interest	424,682	1,759,421	891,650	891,650	891,650	937,100
<b>TOTAL REVENUES</b>	<b>23,120,855</b>	<b>14,991,512</b>	<b>891,650</b>	<b>40,430,885</b>	<b>40,430,885</b>	<b>937,100</b>
<b>TOTAL AVAILABLE</b>	<b>23,120,855</b>	<b>15,419,636</b>	<b>1,302,887</b>	<b>42,618,430</b>	<b>42,618,430</b>	<b>937,100</b>
<b>EXPENDITURES</b>						
<b>CRIMINAL INT. ACQUISITION</b>						
Personnel Services	767,133	0	0	0	0	0
<b>TOTAL CRIMINAL INT. ACQUISITION</b>	<b>767,133</b>	<b>0</b>	<b>0</b>	<b>0</b>	<b>0</b>	<b>0</b>
<b>PATROL DIVISION</b>						
Personnel Services	13,480,769	8,173,162	0	0	0	0
<b>TOTAL PATROL DIVISION</b>	<b>13,480,769</b>	<b>8,173,162</b>	<b>0</b>	<b>0</b>	<b>0</b>	<b>0</b>
<b>STREET CONSTRUCTION</b>						
Personnel Services	527,129	0	0	0	0	0
<b>TOTAL STREET CONSTRUCTION</b>	<b>527,129</b>	<b>0</b>	<b>0</b>	<b>0</b>	<b>0</b>	<b>0</b>
<b>STREET CLEANING</b>						
Personnel Services	293,717	176,721	0	0	0	0
<b>TOTAL STREET CLEANING</b>	<b>293,717</b>	<b>176,721</b>	<b>0</b>	<b>0</b>	<b>0</b>	<b>0</b>
<b>PARKS MAINTENANCE</b>						
Personnel Services	1,388,929	891,984	0	0	0	0
<b>TOTAL PARKS MAINTENANCE</b>	<b>1,388,929</b>	<b>891,984</b>	<b>0</b>	<b>0</b>	<b>0</b>	<b>0</b>

**CITY OF LAREDO, TEXAS  
AMERICAN RESCUE PLAN ACT**

**FY 2024 - 2025**

	<u>ACTUAL FY 21-22</u>	<u>ACTUAL FY 22-23</u>	<u>ORIGINAL BUDGET FY 23-24</u>	<u>AMENDED BUDGET FY 23-24</u>	<u>TOTAL ESTIMATE FY 23-24</u>	<u>PROPOSED BUDGET FY 24-25</u>
<b>RECREATION CENTERS</b>						
Personnel Services	1,240,353	758,133	0	0	0	0
<b>TOTAL RECREATION CENTERS</b>	<b>1,240,353</b>	<b>758,133</b>	<b>0</b>	<b>0</b>	<b>0</b>	<b>0</b>
<b>WATER TREATMENT</b>						
Capital Outlay	2,599,083	2,188,543	0	19,448,961	19,448,961	0
<b>TOTAL WATER TREATMENT</b>	<b>2,599,083</b>	<b>2,188,543</b>	<b>0</b>	<b>19,448,961</b>	<b>19,448,961</b>	<b>0</b>
<b>TELECOMMUNICATION</b>						
Materials and Supplies	0	0	0	130,707	122,642	0
Contractual Services	84,583	553	0	789,153	771,128	0
Capital Outlay	0	42,888	0	1,480,510	1,518,480	0
<b>TOTAL TELECOMMUNICATION</b>	<b>84,583</b>	<b>43,441</b>	<b>0</b>	<b>2,400,370</b>	<b>2,412,250</b>	<b>0</b>
<b>ADMINISTRATION</b>						
Materials and Supplies	0	7,114	0	1,220,367	748,415	0
Contractual Services	0	179,827	0	1,951,343	1,005,107	0
Other Charges	0	0	0	432,503	1,844,475	0
Capital Outlay	0	0	0	72,996	77,016	0
Debt Service	0	0	0	7,790	7,790	0
<b>TOTAL ADMINISTRATION</b>	<b>0</b>	<b>186,941</b>	<b>0</b>	<b>3,684,999</b>	<b>3,682,803</b>	<b>0</b>
<b>COVID-PUBLIC HEALTH</b>						
Personnel Services	6,295	0	0	0	0	0
Materials and Supplies	0	38,403	0	155,414	155,414	0
Contractual Services	66,300	0	0	0	0	0
Capital Outlay	0	18,395	0	487,634	487,786	0
<b>TOTAL COVID-PUBLIC HEALTH</b>	<b>72,595</b>	<b>56,798</b>	<b>0</b>	<b>643,048</b>	<b>643,200</b>	<b>0</b>
<b>COVID-HOMELESS ASSISTANCE</b>						
Contractual Services	45,437	0	0	3,754,562	3,754,562	0
<b>TOTAL COVID-HOMELESS ASSISTANCE</b>	<b>45,437</b>	<b>0</b>	<b>0</b>	<b>3,754,562</b>	<b>3,754,562</b>	<b>0</b>

**CITY OF LAREDO, TEXAS  
AMERICAN RESCUE PLAN ACT**

**FY 2024 - 2025**

	<u>ACTUAL FY 21-22</u>	<u>ACTUAL FY 22-23</u>	<u>ORIGINAL BUDGET FY 23-24</u>	<u>AMENDED BUDGET FY 23-24</u>	<u>TOTAL ESTIMATE FY 23-24</u>	<u>PROPOSED BUDGET FY 24-25</u>
<b>COVID-FIRE TASK FORCE</b>						
Personnel Services	(744)	0	0	1,539,486	1,515,414	0
Materials and Supplies	0	1,836	0	345,409	352,264	0
Contractual Services	0	0	0	329,280	329,280	0
Other Charges	0	0	0	462,050	462,050	0
Capital Outlay	0	0	0	2,103,819	2,109,156	0
<b>TOTAL COVID-FIRE TASK FORCE</b>	<b>(744)</b>	<b>1,836</b>	<b>0</b>	<b>4,780,044</b>	<b>4,768,164</b>	<b>0</b>
<b>COVID VACCINES DRIVES</b>						
Personnel Services	(5,547)	0	0	0	0	0
<b>TOTAL COVID VACCINES DRIVES</b>	<b>(5,547)</b>	<b>0</b>	<b>0</b>	<b>0</b>	<b>0</b>	<b>0</b>
<b>OTHER</b>						
Other Charges	0	0	1,302,887	1,298,808	3,062,316	937,100
Intergovernmental Transfers	0	0	0	2,002,035	2,000,000	0
<b>TOTAL OTHER</b>	<b>0</b>	<b>0</b>	<b>1,302,887</b>	<b>3,300,843</b>	<b>5,062,316</b>	<b>937,100</b>
<b>OTHER</b>						
Contractual Services	2,199,294	754,532	0	2,546,174	2,546,174	0
Capital Outlay	0	0	0	300,000	300,000	0
<b>TOTAL OTHER</b>	<b>2,199,294</b>	<b>754,532</b>	<b>0</b>	<b>2,846,174</b>	<b>2,846,174</b>	<b>0</b>
<b>TOTAL EXPENDITURES</b>	<b>22,692,731</b>	<b>13,232,091</b>	<b>1,302,887</b>	<b>40,859,001</b>	<b>42,618,430</b>	<b>937,100</b>
<b>CLOSING BALANCE</b>	<b>\$428,124</b>	<b>\$2,187,545</b>	<b>\$0</b>	<b>\$1,759,429</b>	<b>\$0</b>	<b>\$0</b>

**CITY OF LAREDO, TEXAS**  
**TIRZ NO. 2**  
**OPERATING FUND**  
**FY 2024 - 2025**

	<u>ACTUAL FY 21-22</u>	<u>ACTUAL FY 22-23</u>	<u>ORIGINAL BUDGET FY 23-24</u>	<u>AMENDED BUDGET FY 23-24</u>	<u>TOTAL ESTIMATE FY 23-24</u>	<u>PROPOSED BUDGET FY 24-25</u>
<b>OPENING BALANCE</b>	\$0	\$0	\$0	\$1,633	\$1,633	\$0
<b>REVENUES</b>						
Taxes	0	1,633	61,889	61,889	21,049	41,624
<b>TOTAL REVENUES</b>	<b>0</b>	<b>1,633</b>	<b>61,889</b>	<b>61,889</b>	<b>21,049</b>	<b>41,624</b>
<b>TOTAL AVAILABLE</b>	<b>0</b>	<b>1,633</b>	<b>61,889</b>	<b>63,522</b>	<b>22,682</b>	<b>41,624</b>
<b>EXPENDITURES</b>						
<b>TIRZ NO. #2</b>						
Other Charges	0	0	61,889	61,889	22,682	41,624
<b>TOTAL TIRZ NO. #2</b>	<b>0</b>	<b>0</b>	<b>61,889</b>	<b>61,889</b>	<b>22,682</b>	<b>41,624</b>
<b>TOTAL EXPENDITURES</b>	<b>0</b>	<b>0</b>	<b>61,889</b>	<b>61,889</b>	<b>22,682</b>	<b>41,624</b>
<b>CLOSING BALANCE</b>	<b>\$0</b>	<b>\$1,633</b>	<b>\$0</b>	<b>\$1,633</b>	<b>\$0</b>	<b>\$0</b>



**CITY OF LAREDO, TEXAS  
DEBT SERVICE FUND  
GENERAL OBLIGATION AND TAX SUPPORTED BUDGET  
FY 2024 - 2025**

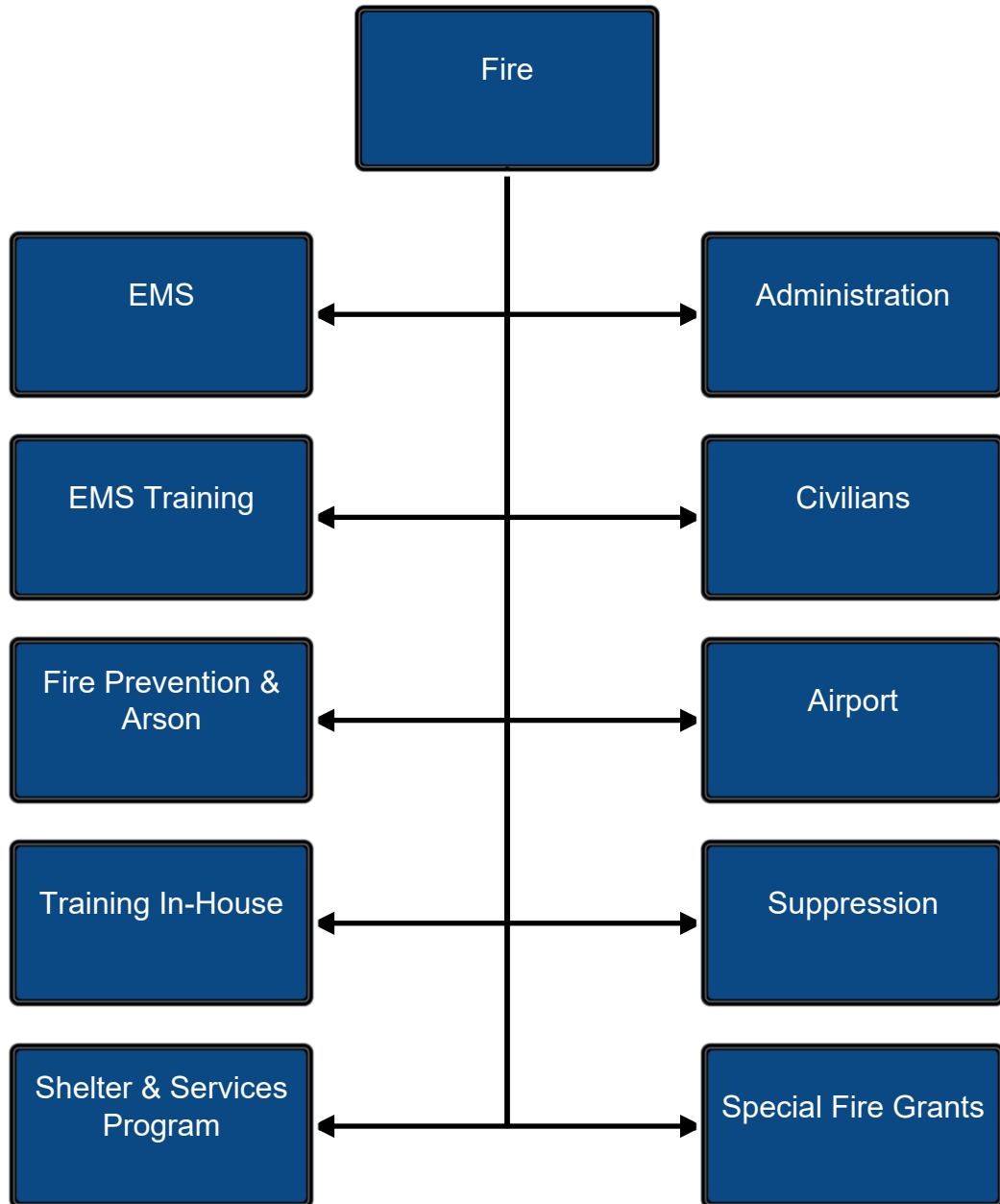
	<u>ACTUAL FY 21-22</u>	<u>ACTUAL FY 22-23</u>	<u>ORIGINAL BUDGET FY 23-24</u>	<u>AMENDED BUDGET FY 23-24</u>	<u>TOTAL ESTIMATE FY 23-24</u>	<u>PROPOSED BUDGET FY 24-25</u>
<b>OPENING BALANCE</b>	<b>\$6,688,081</b>	<b>\$8,457,458</b>	<b>\$8,684,606</b>	<b>\$9,401,084</b>	<b>\$9,401,084</b>	<b>\$9,890,936</b>
<b>REVENUES</b>						
Taxes	23,286,847	22,431,084	23,959,058	23,959,058	24,056,676	26,511,799
Rents, Royalties and Interest	59,897	503,821	438,400	438,400	655,500	614,800
Reimburse and Miscellaneous	9,519	6,937	8,677	8,677	8,677	8,765
Other Financing Sources	6,556,659	7,480,068	7,764,750	7,764,750	7,931,740	8,060,912
<b>TOTAL REVENUES</b>	<b>29,912,923</b>	<b>30,421,909</b>	<b>32,170,885</b>	<b>32,170,885</b>	<b>32,652,593</b>	<b>35,196,276</b>
<b>TOTAL AVAILABLE</b>	<b>36,601,004</b>	<b>38,879,368</b>	<b>40,855,491</b>	<b>41,571,969</b>	<b>42,053,677</b>	<b>45,087,212</b>
<b>EXPENDITURES</b>						
<b>ADMINISTRATION</b>						
Contractual Services	18,565	15,179	24,500	24,526	17,076	21,000
Debt Service	13,300	14,425	15,000	15,000	16,000	17,000
<b>TOTAL ADMINISTRATION</b>	<b>31,865</b>	<b>29,604</b>	<b>39,500</b>	<b>39,526</b>	<b>33,076</b>	<b>38,000</b>
<b>GENERAL OBLIGATIONS</b>						
Debt Service	13,981,069	13,945,483	13,937,107	13,937,107	13,937,107	14,096,031
<b>TOTAL GENERAL OBLIGATIONS</b>	<b>13,981,069</b>	<b>13,945,483</b>	<b>13,937,107</b>	<b>13,937,107</b>	<b>13,937,107</b>	<b>14,096,031</b>
<b>REVENUE BONDS</b>						
Debt Service	3,433,555	4,515,803	4,763,138	4,763,138	4,763,138	4,764,107
<b>TOTAL REVENUE BONDS</b>	<b>3,433,555</b>	<b>4,515,803</b>	<b>4,763,138</b>	<b>4,763,138</b>	<b>4,763,138</b>	<b>4,764,107</b>

**CITY OF LAREDO, TEXAS**  
**DEBT SERVICE FUND**  
**GENERAL OBLIGATION AND TAX SUPPORTED BUDGET**  
**FY 2024 - 2025**

	<u>ACTUAL FY 21-22</u>	<u>ACTUAL FY 22-23</u>	<u>ORIGINAL BUDGET FY 23-24</u>	<u>AMENDED BUDGET FY 23-24</u>	<u>TOTAL ESTIMATE FY 23-24</u>	<u>PROPOSED BUDGET FY 24-25</u>
<b>CONTR. OBLIGATIONS</b>						
Other Charges	0	0	3,015,417	875,711	0	2,500,000
Debt Service	10,697,055	10,987,394	11,289,714	13,429,420	13,429,420	13,498,113
<b>TOTAL CONTR. OBLIGATIONS</b>	<b>10,697,055</b>	<b>10,987,394</b>	<b>14,305,131</b>	<b>14,305,131</b>	<b>13,429,420</b>	<b>15,998,113</b>
<b>TOTAL EXPENDITURES</b>	<b>28,143,545</b>	<b>29,478,284</b>	<b>33,044,876</b>	<b>33,044,902</b>	<b>32,162,741</b>	<b>34,896,251</b>
<b>CLOSING BALANCE</b>	<b>\$8,457,458</b>	<b>\$9,401,084</b>	<b>\$7,810,615</b>	<b>\$8,527,067</b>	<b>\$9,890,936</b>	<b>\$10,190,961</b>

**CITY OF LAREDO, TEXAS**  
**2024-2025 DEBT SERVICE SUMMARY**

Series	Bond Description	Principal Interest Due	Outstanding Balance 09/30/24	2023-2024				Total	Outstanding Balance 09/30/25
				Principal	1P Interest	2P Interest	Interest		
2013GOREF	2013 GO Refunding Bond (16.845M) - Tax	Feb*-Aug	1,249,117	614,118	15,739	8,001	23,740	637,858	634,999
LARTRCO14	2014 Certificate of Obligation (5.60M) - Tax	Feb*-Aug	3,345,000	270,000	72,488	67,088	139,576	409,576	3,075,000
LAREDOCO15	2015 GO Refunding Bond (64.740M) - Tax	Feb*-Aug	14,722,195	5,302,195	368,055	235,500	603,555	5,905,750	9,420,000
LAREDOCOB15	2015 CO Revenue Bond (19.765M) - Tax	Feb*-Aug	11,585,000	855,000	243,944	222,569	466,513	1,321,513	10,730,000
LAREDOGO16	2016 GO Refunding Bond (54.545M) - Tax	Feb*-Aug	9,805,000	2,165,000	232,475	178,350	410,825	2,575,825	7,640,000
LARCOB16A	2016 Certificate of Obligation (22.61M) - Tax	Feb*-Aug	14,943,000	935,000	337,885	314,510	652,395	1,587,395	14,008,000
LARCOB16B	2016 Certificate of Obligation Taxable (3.075M)	Feb*-Aug	670,000	330,000	8,612	4,454	13,066	343,066	340,000
LARPUB16	2016 PPFCO (8.08M) - Police	Feb*-Aug	1,247,905	608,108	31,198	15,995	47,193	655,301	639,797
LAREDOTRCO17	2017 CO Revenue Bond (14.81M) - Tax	Feb*-Aug	12,290,000	215,000	303,975	300,750	604,725	819,725	12,075,000
LAREDOGO17	2017 GO Refunding Bond (12.675M) - Tax	Feb*-Aug	3,990,000	655,000	97,925	81,550	179,475	834,475	3,335,000
LAREDOCOB18	2018 Certificate of Obligation (11.64M) - Tax	Feb*-Aug	10,450,000	-	227,475	227,475	454,950	454,950	10,450,000
LAREDOGO18	2018 GO Refunding Bond (46.635M) - Tax	Feb*-Aug	7,458,661	946,705	167,999	149,065	317,064	1,263,769	6,511,956
LAREDOPPF18	2018 PPFCO (12.05M) - Tax	Feb*-Aug	975,000	475,000	24,375	12,500	36,875	511,875	500,000
LAREDOCOB19	2019 Certificate of Obligation (29.905M) - Tax	Feb*-Aug	11,605,000	530,000	290,125	276,875	567,000	1,097,000	11,075,000
LAREDOGO19	2019 GO Refunding Bond (3.655M) - Tax	Feb*-Aug	1,830,000	285,000	23,399	20,121	43,520	328,520	1,545,000
LAREDOPPF19	2019 PPFCO (11.6M) - Tax	Feb*-Aug	3,705,000	860,000	92,625	71,125	163,750	1,023,750	2,845,000
CT2119428	2021A Certificate of Obligation (27.430M)-Tax	Feb*-Aug	11,405,000	-	209,275	209,275	418,550	418,550	11,405,000
CT2119431	2021A GO Refunding Bond (3.880M)-Tax	Feb*-Aug	2,671,000	276,000	64,815	57,915	122,730	398,730	2,395,000
CT2119432	2021B GO Refunding Bond (5.430M)-Tax	Feb*-Aug	318,800	126,700	2,537	1,872	4,409	131,109	192,100
CT2239453	2022 Certificate of Obligation (46.305M)-Tax	Feb*-Aug	31,030,000	-	771,063	771,063	1,542,126	1,542,126	31,030,000
CT2351736	2023 Certificate of Obligation (56.220M)-Tax	Feb*-Aug	38,420,000	250,000	896,363	890,113	1,786,476	2,036,476	38,170,000
ESTIMATE	2024A CO (\$30mm)- Tax	Feb*-Aug	30,000,000	830,000	475,625	694,375	1,170,000	2,000,000	29,170,000
ESTIMATE	2024B CO (\$12.905mm)-Tax	Feb*-Aug	13,000,000	180,000	95,650	224,350	320,000	500,000	12,820,000
	<b>TOTAL TAX SUPPORTED DEBT</b>		<b>236,715,678</b>	<b>16,708,826</b>	<b>5,053,622</b>	<b>5,034,891</b>	<b>10,088,513</b>	<b>26,797,339</b>	<b>220,006,852</b>
LAREDOCO10	2010B Tax & Airport C.O. Issue (2.04M) - Airpoi	Feb*-Aug	745,000	135,000	19,370	15,860	35,230	170,230	610,000
CT2351736	2023 Certificate of Obligation (56.220M)-Airport	Feb*-Aug	1,600,000	145,000	40,000	36,375	76,375	221,375	1,455,000
	<b>TOTAL AIRPORT DEBT</b>		<b>2,345,000</b>	<b>280,000</b>	<b>59,370</b>	<b>52,235</b>	<b>111,605</b>	<b>391,605</b>	<b>2,065,000</b>
2013GOREF	2013 GO Refunding Bond (16.845M) - NPDES	Feb*-Aug	445,882	445,882	5,618	-	5,618	451,500	-
LAREDOCO15	2015 GO Refunding Bond (64.740M) - NPDES	Feb*-Aug	3,872,805	1,307,805	96,820	64,125	160,945	1,468,750	2,565,000
LARCOB16A	2016 Certificate of Obligation (22.61M) - NPDE	Feb*-Aug	3,037,000	195,000	68,640	63,765	132,405	327,405	2,842,000
LAREDOCOB19	2019 Certificate of Obligation (29.905M) - NPDE	Feb*-Aug	4,220,000	195,000	105,500	100,625	206,125	401,125	4,025,000
CT2119431	2021A GO Refunding Bond (3.880M)-NPDES	Feb*-Aug	669,000	69,000	16,235	14,510	30,745	99,745	600,000
	<b>TOTAL ENVIRONMENTAL FUND REVENUE DEBT</b>		<b>12,244,687</b>	<b>2,212,687</b>	<b>292,813</b>	<b>243,025</b>	<b>535,838</b>	<b>2,748,525</b>	<b>10,032,000</b>
LARSV16	2016 Sports Venue Sales Tax Rev Refunding - Mar*-Sept.		6,385,000	440,000	114,294	108,244	222,538	662,538	5,945,000
CT2119428	2021 Sports Venue Sales Tax Revenue Bonds-Mar*-Sept.		45,200,000	1,605,000	589,062	580,130	1,169,192	2,774,192	43,595,000
CT2119429	2021B Certificate of Obligation (2.235M)-TIRZ	Feb*-Aug	2,010,000	85,000	36,900	34,775	71,675	156,675	1,925,000
CT2239455	2022 Sports Venue Sales Tax Revenue-Arena	Mar*-Sept.	15,865,000	335,000	500,418	491,959	992,377	1,327,377	15,530,000
	<b>TOTAL TAX &amp; OTHER DEBT</b>		<b>69,460,000</b>	<b>2,465,000</b>	<b>1,240,674</b>	<b>1,215,108</b>	<b>2,455,782</b>	<b>4,920,782</b>	<b>66,995,000</b>
	<b>TOTAL TAX &amp; REVENUE SUPPORTED DEBT</b>		<b>320,765,365</b>	<b>21,666,513</b>	<b>6,646,479</b>	<b>6,545,259</b>	<b>13,191,738</b>	<b>34,858,251</b>	<b>299,098,852</b>



**CITY OF LAREDO, TEXAS  
GENERAL FUND SUMMARY  
EXPENDITURES  
FY 2024-2025**

<b>EXPENDITURES</b>	<b>ACTUAL FY 21-22</b>	<b>ACTUAL FY 22-23</b>	<b>ORIGINAL BUDGET FY 23-24</b>	<b>AMENDED BUDGET FY 23-24</b>	<b>TOTAL ESTIMATE FY 23-24</b>	<b>PROPOSED BUDGET FY 24-25</b>
<b>Fire</b>						
Administration						
Personnel Services	4,624,218	4,627,978	4,593,700	4,405,700	4,514,699	2,203,823
Materials and Supplies	785,512	915,513	647,628	682,561	689,610	635,487
Contractual Services	1,465,486	1,753,620	1,713,521	1,660,490	1,554,502	1,814,559
Other Charges	-	-	-	862,075	-	-
Capital Outlay	-	78,049	10,500	158,878	158,878	-
Debt Service	193,723	193,723	-	-	-	-
<b>Subtotal Administration</b>	<b>7,068,939</b>	<b>7,568,883</b>	<b>6,965,349</b>	<b>7,769,704</b>	<b>6,917,689</b>	<b>4,653,869</b>
EMS						
Personnel Services	1,664,196	1,783,803	1,763,308	1,763,308	1,763,308	1,480,975
Materials and Supplies	686,216	881,055	670,619	637,026	771,460	713,141
Contractual Services	384,606	386,952	404,666	597,370	690,591	528,327
Capital Outlay	190,925	-	10,260	-	-	-
<b>Subtotal EMS</b>	<b>2,925,943</b>	<b>3,051,810</b>	<b>2,848,853</b>	<b>2,997,704</b>	<b>3,225,359</b>	<b>2,722,443</b>
EMS - EMS Training						
Personnel Services	-	-	-	-	-	3,573,487
Materials and Supplies	-	-	-	-	-	66,553
Contractual Services	-	-	-	-	-	28,696
<b>Subtotal EMS - EMS Training</b>	<b>-</b>	<b>-</b>	<b>-</b>	<b>-</b>	<b>-</b>	<b>3,668,736</b>
Civilians						
Personnel Services	913,083	948,478	1,137,457	1,138,457	1,061,819	1,159,165
Contractual Services	30,845	33,595	42,447	44,102	40,792	52,476
<b>Subtotal Civilians</b>	<b>943,928</b>	<b>982,073</b>	<b>1,179,904</b>	<b>1,182,559</b>	<b>1,102,611</b>	<b>1,211,641</b>
Fire Prevention & Arson						
Personnel Services	1,969,551	1,775,868	1,951,646	2,012,646	2,002,646	2,370,110
Materials and Supplies	38,241	39,126	26,799	25,095	26,395	17,007
Contractual Services	48,697	53,714	60,850	62,533	66,455	58,712
<b>Subtotal Fire Prevention &amp; Arson</b>	<b>2,056,489</b>	<b>1,868,707</b>	<b>2,039,295</b>	<b>2,100,274</b>	<b>2,095,496</b>	<b>2,445,829</b>
Airport						
Personnel Services	1,335,679	1,178,180	1,378,264	1,400,264	1,378,269	1,373,814
Materials and Supplies	33,732	46,929	60,110	72,109	54,084	31,741
Contractual Services	43,649	77,630	51,662	51,823	54,809	56,579
<b>Subtotal Airport</b>	<b>1,413,059</b>	<b>1,302,738</b>	<b>1,490,036</b>	<b>1,524,196</b>	<b>1,487,162</b>	<b>1,462,134</b>
Training (In-House)						
Personnel Services	635,808	6,309,515	4,675,167	4,709,167	3,990,956	4,883,923
Materials and Supplies	390,615	495,075	439,418	651,146	623,961	418,237
Contractual Services	114,438	92,507	163,747	241,505	199,918	201,449
Other Charges	325	-	-	-	-	510,663
Capital Outlay	15,185	15,450	8,550	-	-	-
<b>Subtotal Training (In-House)</b>	<b>1,156,371</b>	<b>6,912,547</b>	<b>5,286,882</b>	<b>5,601,818</b>	<b>4,814,835</b>	<b>6,014,272</b>
Emergency Management						
Materials and Supplies	8,878	25,704	1,913	2,533	2,124	1,913
Contractual Services	19,867	4,064	45,396	24,989	45,396	20,936
<b>Subtotal Emergency Management</b>	<b>28,745</b>	<b>29,768</b>	<b>47,309</b>	<b>27,522</b>	<b>47,520</b>	<b>22,849</b>

**CITY OF LAREDO, TEXAS  
GENERAL FUND SUMMARY  
EXPENDITURES  
FY 2024-2025**

EXPENDITURES	ACTUAL FY 21-22	ACTUAL FY 22-23	ORIGINAL BUDGET FY 23-24	AMENDED BUDGET FY 23-24	TOTAL ESTIMATE FY 23-24	PROPOSED BUDGET FY 24-25
Suppression						
Personnel Services	50,662,619	45,284,130	49,776,677	49,846,677	49,776,668	51,099,092
Materials and Supplies	-	4,299	-	148,998	263,990	117,735
Contractual Services	192,605	204,422	204,097	369,815	671,968	834,736
Other Charges	10,531	-	-	-	-	-
Subtotal Suppression	50,865,755	45,492,851	49,980,774	50,365,490	50,712,626	52,051,563
<b>Total Fire</b>	<b>66,459,229</b>	<b>67,209,378</b>	<b>69,838,402</b>	<b>71,569,267</b>	<b>70,403,298</b>	<b>74,253,336</b>

**City of Laredo, Texas  
Fire Department  
Major Fund Changes  
FY 2024 - 2025**

**EXPENDITURES**

**Total Net Change from FY 23-24 to FY 24-25** **\$ 4,414,934**

<b><u>Major Expenditures Changes</u></b>	<b><u>Variance</u></b>
Personnel	387,484
Transfer from ARPA	2,108,071
Lump Sum & Add Pays Increase	372,615
Reserve for the Cadets	510,663
Vehicle Maintenance	308,377
I-Net & I-Series	258,865
Support Service	206,267
Machinery & Equipment	120,043
Medical Supplies	100,000

**Additional Expenses**

<b>Special Fire Grant Match</b>	<b>FY 2024</b>	<b>FY 2025</b>	<b>Net Change</b>
Safer Grant	-	2,368,864	2,368,864
FEMA Smoke Detectors	-	8,271	8,271
	<hr/>	<b>2,377,135</b>	<b>2,377,135</b>

## Department Requests

### Personnel Request

DIVISION	TITLE	GRADE	# OF REQUESTED	EST. COST W/BENEFITS	APPROVED POSITIONS	APPROVED AMOUNT
ADMINISTRATION	Assistant Fire Chief	FA8	1	238,629		
CIVILIANS	Supervisor, Grants and Budget	209	1	86,266		
SAFER	Firefighter Cadet	FA1	38	2,369,022	38	2,369,022
<b>Total Personnel Request</b>			<b>40</b>	<b>2,693,917</b>	<b>38</b>	<b>2,369,022</b>

### Additional Request

DIVISION	DESCRIPTION	PRIORITY	AMOUNT REQUESTED	FUNDING SOURCE	APPROVED AMOUNT
ADMINISTRATION	<b>101-2410-522.07-00 COMPUTER HARDWARE/SFTWARE</b>				
	Computer Replacement	2	4,500		
	WESTNET Capital outlay support and training	CAPITAL	14,319		
	<b>101-2410-522.08-00 CLOTHING AND LINEN</b>				
	CBA Contract	1	5,605		
	Replacement for Pant / Shirt	1	3,500		
	Mechanic and Maintenance Uniform	1	4,725		
	<b>101-2410-522.34-10 JANITORIAL SUPPLIES</b>				
	To cover janitorial supplies	1	10,000		
	<b>101-2410-523.13-20 OPERATIONAL TRAVEL</b>				
	Out of Town Travel	1	8,691		
	<b>101-2410-523.20-10 BUILDING &amp; OTHER IMPROV</b>				
	To cover labor and maintenance to 18	1	4,500	Current	4,500
	Wall Structures for Station 14	1	80,000	Current	80,000
	Roof Repair for Fire station 2 and 11	1	93,000	Current	93,000
	Ac Replacement for Station 12	1	5,414	Current	5,414
	Concrete floor replacement for station 9	1	42,120	Current	42,120
	Fire sprinkler and repairs for station 13	1	15,000	Current	15,000
	<b>101-2410-523.31-10 COMMUNICATIONS</b>				
	Increase of AT&T Contract	1	2,300		
	New phones for administration	1	10,000		
	Inflation in communication system	1	25,000		
	<b>101-2410-523.55-24 LICENSE &amp; PERMIT FEES</b>				
	Texas Commission on Fire Protection Fees	1	35,524		
	<b>101-2410-523.55-28 PHYSICIAN FEES</b>				
	Recover Annual Service Agreement for Ready Rebound	3	90,000		
	<b>101-2410-523.55-33 ALARM SYSTEM FEES</b>				
	Fire and Sprinkler Alarm for Fire Code 901.6	1	20,800	Current	20,800
	<b>101-2410-523.55-88 SUPPORT SERVICES</b>				
	Cover ESO Fire increase	1	550	Operation	550
	Cover Tyler Cad increase	1	4,700	Operation	4,700
	Cover APC UPS Battery Backup increase	1	531	Operation	531
	Cover Cisco Network WIFI	1	31,790	Operation	31,790
Cover Cisco Firewall	1	25,500	Operation	25,500	
Cover Lexipol LMRS BLS, ALS, Fire Library	1	15,000	Operation	15,000	
Cover ESO Laredo EMS Ambulance Report Writing Software	1	60,514	Operation	60,514	
Implementation Telestaff staffing program with executime	1	10,202	Operation	10,202	
<b>101-2415-522.38-10 MEDICAL SUPPLIES</b>					
To cover contract with Boundtree	1	30,000	Operation	30,000	
To cover contract with Zoll	1	70,000	Operation	70,000	
<b>101-2415-523.13-10 PROFESSIONAL DEVELOPMENT</b>					
Out of Town Travel	1	8,730			
EMS					



DIVISION	DESCRIPTION	PRIORITY	AMOUNT REQUESTED	FUNDING SOURCE	APPROVED AMOUNT
EMS CONT.	<b>101-2415-523.20-30 MACHINERY &amp; EQUIPMENT</b>				
	To cover PM Service for Zoll auto pulse increase	1	4,843	Operation	4,843
	To cover contract with Zoll Cardiac Monitors authorized with ARPA	1	42,424	Operation	42,424
	To cover PM Service for Stryker Power Stretchers	1	36,776	Operation	36,776
	To cover PM Service for MES Edraulic Rescue Tools	1	36,000	Operation	36,000
	<b>101-2415-523.20-35 VEHICLE MAINTENANCE</b>				
	To cover High demand of repairs to EMS Ambulances	1	100,000	Operation	100,000
EMS TRAINING	<b>101-2415-523.64-00 MEMBERSHIP &amp; SUBSCRIPTION</b>				
	COAEMSP and CAAHEP Memberships	1	2,000		
FIRE PREVENTON & ARSON	<b>101-2416-523.13-10 PROFESSIONAL DEVELOPMENT</b>				
	Out of Town Travel	1	19,558		
	<b>101-2425-522.14-10 TRAINING BOOKS &amp; MATERIAL</b>				
AIRPORT	New books for Fire Code 2024	1	1,000		
	<b>101-2425-522.32-10 PROMOTIONAL MATERIALS</b>				
	Community Outreach events at Schools and Daycares	2	2,000		
TRAINING (IN HOUSE)	<b>101-2430-522.30-22 TIRES AND TUBES</b>				
	NFPA requires Tires to be replaced every 7 years current are 6 years	1	8,898	Operation	8,898
TRAINING (IN HOUSE)	<b>101-2435-522.07-00 COMPUTER HARDWARE/SFTWARE</b>				
	Update Computer Software	2	1,425		
	<b>101-2435-522.24-00 MINOR APPARATUS AND TOOLS</b>				
	Bunker Gear increases to maintain rotation	1	90,000		
	SCBA Cylinder Package	1	69,187		
	<b>101-2435-522.24-20 FURNISHINGS</b>				
	Training Facility Auditorium Seating for 91 people	2	27,300		
	<b>101-2435-522.30-30 MAINT. MACHINERY/EQUIP</b>				
	To cover annually mandated testing for SCBA equipment	1	20,000		
	<b>101-2435-522.36-20 FOOD AND ICE</b>				
	To keep personnel hydrated for hiring process and other	1	9,299		
	<b>101-2435-523.13-10 PROFESSIONAL DEVELOPMENT</b>				
	Out of Town Travel	1	11,000		
	<b>101-2435-523.13-30 TRAINING AND EDUCATION</b>				
	Drager Phase 5 Capital Outlay trainer and maintenance	CAPITAL	7,800		
<b>101-2435-524.99-00 RESERVE APPROPRIATION</b>					
Cost for Academy 39 Mile Marker 15	1	307,668	Operation	307,668	
Hiring Process	1	173,300	Operation	173,300	
Academy 37	1	29,695	Operation	29,695	
24 SCBA Units for new FTE's graduate Nov 2025	1	207,258			
SUPPRESSION	<b>101-2466-522.24-00 MINOR APPARATUS AND TOOLS</b>				
	To purchase necessary equipment to replace and for 4 new apparatus	1	45,000		
	<b>101-2466-522.24-05 HAZ/MAT SUPPLIES &amp; TOOLS</b>				
	For replacement of equipment that are considered disposable	1	24,000		
	<b>101-2466-522.24-15 FIRE HOSES AND NOZZLES</b>				
To cover 5 new fire trucks expected and replace as needed	1	20,903			
<b>101-2466-522.30-21 PARTS &amp; BATTERIES (VECH)</b>					
To purchase necessary Parts and batteries for emergency response vehicles	1	34,367			

DIVISION	DESCRIPTION	PRIORITY	AMOUNT REQUESTED	FUNDING SOURCE	APPROVED AMOUNT
SUPPRESSION CONT.	<b>101-2466-522.30-22 TIRES AND TUBES</b>				
	To cover increase price of tires	1	25,000		
	<b>101-2466-522.33-10 OFFICE SUPPLIES</b>				
	To cover increase price of supplies	1	2,789		
	<b>101-2466-522.38-60 CHEMICALS</b>				
	To cover the increase price of FOAM	1	4,000		
	<b>101-2466-523.13-10 PROFESSIONAL DEVELOPMENT</b>				
	To attend several Trainings like Hazardous Materials, vehicle extraction, etc.	1	11,000		
<b>101-2466-523.20-35 VEHICLE MAINTENANCE</b>					
To do major repairs to maintain emergency vehicles.	1	132,319	Operation	132,319	
<b>Total Additional Request</b>			<b>2,239,324</b>		<b>1,381,544</b>

## Capital Outlay Request

DIVISION	DESCRIPTION	PRIORITY	AMOUNT REQUESTED	FUNDING SOURCE	APPROVED AMOUNT
ADMINISTRATION	<b>101-2410-525.90-02 COMPUTER HARDWARE</b>				
	Alerting system for the 15 fire stations	GRANT	100,001		
	<b>101-2410-525.92-01 BUILDINGS</b>				
	Chiller repairs and update for fire administration building	1	219,531	Current	219,531
EMS	<b>101-2415-525.90-01 MACHINERY &amp; EQUIPMENT</b>				
	New rescue tools for Station 1 and replacement for 8	GRANT	143,448		
	Water Related rescue equipment	1	20,033	Current	20,033
	<b>101-2415-525.90-04 AUTOMOTIVE</b>				
	2 ATVS	2	18,918		
	3 new pull out camper / toolboxes for new F350 rescue units	2	24,106		
	3 DCC Commercial Aluminum cap for new F250 rescue unit	2	22,253		
<b>FIRE PREVENTION &amp; ARSON</b>	<b>101-2425-525.90-04 AUTOMOTIVE</b>				
	1 Surrey Fire Safety House	1	98,900	Current	98,900
<b>TRAINING (IN HOUSE)</b>	<b>101-2435-525.92-01 BUILDINGS</b>				
	Training Facility Network Update	1	22,842		
SUPPRESSION	<b>101-2466-525.90-01 MACHINERY &amp; EQUIPMENT</b>				
	Enclosed Inflatable Rehabilitation tent with Air Conditioning	3	27,425		
	<b>101-2466-525.90-04 AUTOMOTIVE</b>				
	2 Radios for active vehicles	1	11,721	Current	11,721
	Hose sets for 2 fire trucks	1	24,360	Current	24,360
	Blitz monitor for quick attack for 2 new fire apparatus	1	10,362	Current	10,362
	Deck Gun monitor nozzle for 2 new fire apparatus	1	9,760	Current	9,760
	1 Enclosed rehab trailer	1	16,149	Current	16,149
Inflation increase possible		200,045			
<b>Total Capital Outlay Requests</b>			<b>969,854</b>		<b>410,816</b>
<b>Total Fire Requests</b>			<b>5,903,095</b>		<b>4,161,382</b>

# Laredo Fire Department

## Mission Statement

The Laredo Fire Department is an all-hazards department that is committed to providing the highest level of customer service to all its community. We are dedicated to protecting life, property, and the environment by providing emergency response, regulatory compliance, and community education.

## Key Functions

- Fire Protection Services
- Emergency Medical Services
- Rescue
- Hazardous Materials
- Fire training
- Fire Prevention

FY 2024 Accomplishments	FY 2025 Goals
<ul style="list-style-type: none"> <li>• Implemented Bi-Yearly Meetings with Command Staff &amp; Chiefs.</li> <li>• Creation of Office of Emergency Management.</li> <li>• Station Feasibility Study.</li> <li>• Updated Policies.</li> <li>• Comprehensive Exam for all Firefighters.</li> <li>• Health &amp; Wellness Facility/Initiative.</li> <li>• Initiated the Strategic Training Calendar.</li> <li>• Established a Drone Program</li> </ul>	<ul style="list-style-type: none"> <li>• Redesign our current mission, vision, and values.</li> <li>• Reorganize the Fire Organizational Chart.</li> <li>• Start Accreditation with Lexipol (consultants).</li> <li>• Utilize TEEEX Sponsored Class.</li> <li>• Update Fit for Duty Exams.</li> <li>• Reduction of overtime through Strategic Plan.</li> <li>• Utilize Carbyne 911.</li> </ul>

## Performance Measures

Laredo Fire Department	Actual 21-22	Actual 22-23	Estimate 23-24	Target 24-25
Number of Fire Unit Responses	10,154	9,216	10,778	11,000
Number of EMS Calls	32,574	35,170	35,664	39,230
Number of Fire Origin Calls	4,861	4,986	5,320	5,500
Total Amount of Patients	30,619	32,867	18,234	20,057
Total Amount of Transports	15,416	17,576	18,288	20,116
Number of Vehicle Repairs	1,273	1,253	1,480	1,000
Number of servers, PCs, network devices, and users supported installations and service calls	2,612	1,733	3,335	3,500
Number of Fire Inspections	3,670	3,617	3,680	4,000

## Expenditures

Laredo Fire Department	Actual 21-22	Actual 22-23	Amended 23-24	Estimated 23-24	Proposed 24-25
Personnel Services	61,805,154	61,907,951	65,276,219	64,488,365	68,144,389
Materials & Supplies	1,943,195	2,407,700	2,219,468	2,431,624	2,001,814
Contractual Services	2,300,191	2,606,505	3,052,627	3,324,431	3,596,470
Other Charges	10,856	0	862,075	0	510,663
Capital Outlay	206,110	93,499	158,878	158,878	0
Debt Service	193,723	193,723	0	0	0
<b>Total</b>	<b>66,459,229</b>	<b>67,209,378</b>	<b>71,569,267</b>	<b>70,403,298</b>	<b>74,253,336</b>

**CITY OF LAREDO, TEXAS  
SPECIAL FIRE  
OPERATING GRANT FUND  
FY 2024 - 2025**

	<u>ACTUAL FY 21-22</u>	<u>ACTUAL FY 22-23</u>	<u>ORIGINAL BUDGET FY 23-24</u>	<u>AMENDED BUDGET FY 23-24</u>	<u>TOTAL ESTIMATE FY 23-24</u>	<u>PROPOSED BUDGET FY 24-25</u>
<b>OPENING BALANCE</b>	<b>\$0</b>	<b>\$3,181</b>	<b>\$0</b>	<b>\$52,692</b>	<b>\$52,692</b>	<b>\$0</b>
<b>REVENUES</b>						
Rents, Royalties and Interest	863	10,675	1,700	1,700	10,300	2,600
<b>SAFER GRANT</b>						
Other Financing Sources	0	0	0	0	0	2,368,864
<b>TOTAL SAFER GRANT</b>	<b>0</b>	<b>0</b>	<b>0</b>	<b>0</b>	<b>0</b>	<b>2,368,864</b>
<b>FEMA GRANTS</b>						
Intergovernmental Revenue	0	0	0	331,392	331,392	0
Other Financing Sources	2,318	30,821	132,710	132,710	0	8,271
<b>TOTAL FEMA GRANTS</b>	<b>2,318</b>	<b>30,821</b>	<b>132,710</b>	<b>464,102</b>	<b>331,392</b>	<b>8,271</b>
<b>TX TARGETED OPIATE RESPON</b>						
Intergovernmental Revenue	86,434	265,653	0	156,693	156,693	0
<b>TOTAL TX TARGETED OPIATE RESPON</b>	<b>86,434</b>	<b>265,653</b>	<b>0</b>	<b>156,693</b>	<b>156,693</b>	<b>0</b>
<b>TDEM GRANTS</b>						
Intergovernmental Revenue	0	0	0	72,139	72,139	0
Other Financing Sources	0	8,016	0	0	0	0
<b>TOTAL TDEM GRANTS</b>	<b>0</b>	<b>8,016</b>	<b>0</b>	<b>72,139</b>	<b>72,139</b>	<b>0</b>
<b>TOTAL REVENUES</b>	<b>89,615</b>	<b>315,165</b>	<b>134,410</b>	<b>694,634</b>	<b>570,524</b>	<b>2,379,735</b>
<b>TOTAL AVAILABLE</b>	<b>89,615</b>	<b>318,346</b>	<b>134,410</b>	<b>747,326</b>	<b>623,216</b>	<b>2,379,735</b>

**CITY OF LAREDO, TEXAS  
SPECIAL FIRE  
OPERATING GRANT FUND  
FY 2024 - 2025**

	<u>ACTUAL FY 21-22</u>	<u>ACTUAL FY 22-23</u>	<u>ORIGINAL BUDGET FY 23-24</u>	<u>AMENDED BUDGET FY 23-24</u>	<u>TOTAL ESTIMATE FY 23-24</u>	<u>PROPOSED BUDGET FY 24-25</u>
<b>EXPENDITURES</b>						
<b>SAFER GRANT</b>						
Personnel Services	0	0	0	0	0	2,368,864
<b>TOTAL SAFER GRANT</b>	<b>0</b>	<b>0</b>	<b>0</b>	<b>0</b>	<b>0</b>	<b>2,368,864</b>
<b>FEMA GRANTS</b>						
Materials and Supplies	0	0	0	25,500	25,500	0
Contractual Services	0	0	0	325,035	325,035	0
Other Charges	0	0	132,710	132,710	0	8,271
Capital Outlay	0	0	0	13,996	13,996	0
<b>TOTAL FEMA GRANTS</b>	<b>0</b>	<b>0</b>	<b>132,710</b>	<b>497,241</b>	<b>364,531</b>	<b>8,271</b>
<b>TX TARGETED OPIATE RESPON</b>						
Personnel Services	26,818	110,112	0	18,070	15,112	0
Materials and Supplies	851	12,626	0	50,986	54,020	0
Contractual Services	5,599	14,947	0	35,887	37,744	0
Capital Outlay	53,167	127,968	0	51,741	51,741	0
<b>TOTAL TX TARGETED OPIATE RESPON</b>	<b>86,434</b>	<b>265,653</b>	<b>0</b>	<b>156,684</b>	<b>158,617</b>	<b>0</b>
<b>TDEM GRANTS</b>						
Contractual Services	0	0	0	80,155	80,155	0
<b>TOTAL TDEM GRANTS</b>	<b>0</b>	<b>0</b>	<b>0</b>	<b>80,155</b>	<b>80,155</b>	<b>0</b>
<b>NEW GRANTS</b>						
Other Charges	0	0	1,700	1,700	19,913	2,600
<b>TOTAL NEW GRANTS</b>	<b>0</b>	<b>0</b>	<b>1,700</b>	<b>1,700</b>	<b>19,913</b>	<b>2,600</b>
<b>TOTAL EXPENDITURES</b>	<b>86,434</b>	<b>265,653</b>	<b>134,410</b>	<b>735,780</b>	<b>623,216</b>	<b>2,379,735</b>
<b>CLOSING BALANCE</b>	<b>\$3,181</b>	<b>\$52,692</b>	<b>\$0</b>	<b>\$11,546</b>	<b>\$0</b>	<b>\$0</b>

# Special Fire Grants

## Mission Statement

The Laredo Fire Department is an all-hazards department that is committed to providing the highest level of customer service to all its community. We are dedicated to protecting life, property, and the environment by providing emergency response, regulatory compliance, and community education.

## Key Functions

- Responding to Opioid Crisis
- Providing information/resources for patients in the community
- Referral to community resources
- Promoting harm reduction
- Provide CPR training to family members
- Supply Narcan kits

FY 2024 Accomplishments	FY 2025 Goals
<ul style="list-style-type: none"> <li>• Improved visibility of the Opioid Response Team throughout the community.</li> <li>• Reduction of overdose calls.</li> <li>• Increased collaboration with public health.</li> </ul>	<ul style="list-style-type: none"> <li>• Reapply for FEMA Assistance to Firefighters Grants.</li> <li>• Reapply for the Shelter and Services Program.</li> <li>• Continue providing community outreach efforts through the TTOR Program.</li> <li>• Successfully implement Periodic Physical Exams/Health Screenings for all sworn personnel through the AFG funding.</li> <li>• Installation of Narcan cabinets.</li> <li>• Equipping ambulance with overdose kits for patient drop-off.</li> <li>• Improve bystander CPR rates.</li> </ul>

## Performance Measures

Outputs*	Actual 21-22	Actual 22-23	Estimate 23-24	Target 24-25
Public Education Events/Presentations	0	37	50	65
Number of School Visits	0	16	21	21
Number of Opioid Team Response Visits	0	257	265	250
Number of successful days after 911 use contacts	0	55	95	110
Number of unsuccessful days/days after contact.	0	202	170	190
Naloxone Received	0	480	1,700	1,000
Narcan Kits Distributed	0	55	95	110

\*Note: The outputs are based of the grant Opioid Response Team

## Expenditures

Special Fire	Actual 21-22	Actual 22-23	Amended 23-24	Estimated 23-24	Proposed 24-25
Personnel Services	26,818	110,112	17,106	15,112	2,368,864
Materials & Supplies	850	12,626	75,593	79,520	0
Contractual Services	5,599	14,947	442,934	442,934	0
Other Charges	0	0	134,410	19,913	10,871
Capital Outlay	53,167	127,968	65,737	65,737	0
<b>Total</b>	<b>86,434</b>	<b>265,653</b>	<b>735,780</b>	<b>623,216</b>	<b>2,379,735</b>



## Fleet Management



**CITY OF LAREDO, TEXAS  
FLEET MANAGEMENT  
OPERATING FUND  
FY 2024 - 2025**

	<u>ACTUAL FY 21-22</u>	<u>ACTUAL FY 22-23</u>	<u>ORIGINAL BUDGET FY 23-24</u>	<u>AMENDED BUDGET FY 23-24</u>	<u>TOTAL ESTIMATE FY 23-24</u>	<u>PROPOSED BUDGET FY 24-25</u>
<b>OPENING BALANCE</b>	<b>(\$633,927)</b>	<b>(\$1,102,030)</b>	<b>\$395</b>	<b>\$166,266</b>	<b>\$166,266</b>	<b>\$2,152,697</b>
<b>REVENUES</b>						
Charges for Services	13,072,705	18,093,991	18,985,648	18,985,648	20,932,306	22,658,732
Rents, Royalties and Interest	1,153	2,575	1,500	1,500	8,000	0
Reimburse and Miscellaneous	106,606	190,152	201,500	201,500	151,578	151,500
<b>TOTAL REVENUES</b>	<b>13,180,464</b>	<b>18,286,718</b>	<b>19,188,648</b>	<b>19,188,648</b>	<b>21,091,884</b>	<b>22,810,232</b>
<b>TOTAL AVAILABLE</b>	<b>12,546,537</b>	<b>17,184,688</b>	<b>19,189,043</b>	<b>19,354,914</b>	<b>21,258,150</b>	<b>24,962,929</b>
<b>EXPENDITURES</b>						
<b>MAINTENANCE SHOP</b>						
Personnel Services	2,647,625	3,083,012	3,375,523	3,375,523	3,405,051	4,018,456
Materials and Supplies	130,813	140,174	149,000	176,359	166,880	176,600
Contractual Services	10,871,604	13,782,882	14,503,905	15,280,455	15,363,552	18,248,886
Other Charges	0	0	950,000	300,000	0	550,000
Capital Outlay	0	28,628	75,000	169,609	169,359	0
Debt Service	545	545	611	611	611	611
<b>TOTAL MAINTENANCE SHOP</b>	<b>13,650,587</b>	<b>17,035,240</b>	<b>19,054,039</b>	<b>19,302,557</b>	<b>19,105,453</b>	<b>22,994,553</b>
<b>TOTAL EXPENDITURES</b>	<b>13,650,587</b>	<b>17,035,240</b>	<b>19,054,039</b>	<b>19,302,557</b>	<b>19,105,453</b>	<b>22,994,553</b>
<b>CLOSING BALANCE</b>	<b>(\$1,104,050)</b>	<b>\$149,448</b>	<b>\$135,004</b>	<b>\$52,357</b>	<b>\$2,152,697</b>	<b>\$1,968,376</b>
<b>ADJUSTMENTS</b>						
CHANGE IN LONG TERM DEBT	0	298	0	0	0	0
COMPENSATED ABSENCES	2,020	16,520	0	0	0	0
<b>TOTAL ADJUSTMENTS</b>	<b>2,020</b>	<b>16,818</b>	<b>0</b>	<b>0</b>	<b>0</b>	<b>0</b>
<b>ADJUSTED CLOSING BALANCE</b>	<b>(\$1,102,030)</b>	<b>\$166,266</b>	<b>\$135,004</b>	<b>\$52,357</b>	<b>\$2,152,697</b>	<b>\$1,968,376</b>

**City of Laredo, Texas  
Fleet Management  
Major Fund Changes  
FY 2024-2025**

**REVENUES**

Total Net Change from FY 23-24 to FY 24-25 **\$ 3,621,584**

**Major Revenue Changes****Variance**

Garage Repairs	2,998,592
Fuel Charges	674,492
Reimburse- Damaged Property	(50,000)

**EXPENDITURES**

Total Net Change from FY 23-24 to FY 24-25 **\$ 3,940,514**

**Major Expenditure Changes****Variance**

Personnel	642,933
Parts	2,546,443
Fuels	626,555
Administrative Fees	456,199
Restricted Reserve	(400,000)

## Department Requests

### Personnel Request

DIVISION	TITLE	GRADE	# OF REQUESTED	EST. COST W/BENEFITS	APPROVED POSITIONS	APPROVED AMOUNT
MAINTENANCE SHOP	Welder II	207	1	77,801		
	Automotive Mechanic I	204	8	493,036	2	123,259
	Diesel Mechanic I	206	2	140,933		
	Diesel Mechanic II	207	2	150,984	1	75,492
	Diesel Mechanic II (Landfill)	207	4	301,967	1	75,492
	Welder II (Landfill)	207	1	77,801		
	Superintendent, Fleet Maintenance (Landfill)	210	1	94,888	1	94,888
<b>Total Personnel Request</b>			<b>19</b>	<b>1,337,410</b>	<b>5</b>	<b>369,131</b>

### Capital Outlay Request

DIVISION	DESCRIPTION	AMOUNT REQUESTED	FUNDING SOURCE	APPROVED AMOUNT
MAINTENANCE SHOP	<b>593-2810-535-90-04 AUTOMOTIVE</b>			
	Fuel Truck	279,132	Solid Waste Bond	279,132
	Cab Service Truck	70,000	2019 CO	70,000
	<b>593-2810-535.92-01 BUILDINGS</b>			
	Warehouse Expansion	836,000	2022 CO Bond	836,000
<b>Total Capital Outlay Requests</b>		<b>1,185,132</b>		<b>1,185,132</b>
<b>Total Fleet Management Requests</b>		<b>2,522,542</b>		<b>1,554,263</b>

# Fleet Management

## Mission Statement

To respond and complete jobs for all departments in a timely manner, efficiently, safely and closely monitoring expenses and follow all policies and procedures set by City ordinances.

## Key Functions

- Give all emergency vehicles and essential city support equipment high priority
- Maintain fuel services available for all vehicles and departments 24 hours day
- Research and identify best equipment in market for department's needs
- Research new software to maintain fuel usage and storage

FY 2024 Accomplishments	FY 2025 Goals
<ul style="list-style-type: none"> <li>• Def Fuel installation completed at Main Fuel station</li> <li>• Completion of the new monthly billing for Departments</li> <li>• Completed the realignment of part control system at Landfill shop</li> </ul>	<ul style="list-style-type: none"> <li>• Audit randomly inventory control to keep in policy</li> <li>• Upgrade all scanners software to new vehicles and older units</li> <li>• Install safety equipment to reduce Heat temperature levels in shop work areas</li> <li>• The final draft of a new shop at the Landfill facility.</li> <li>• Diesel Shop addition at main Facility</li> </ul>

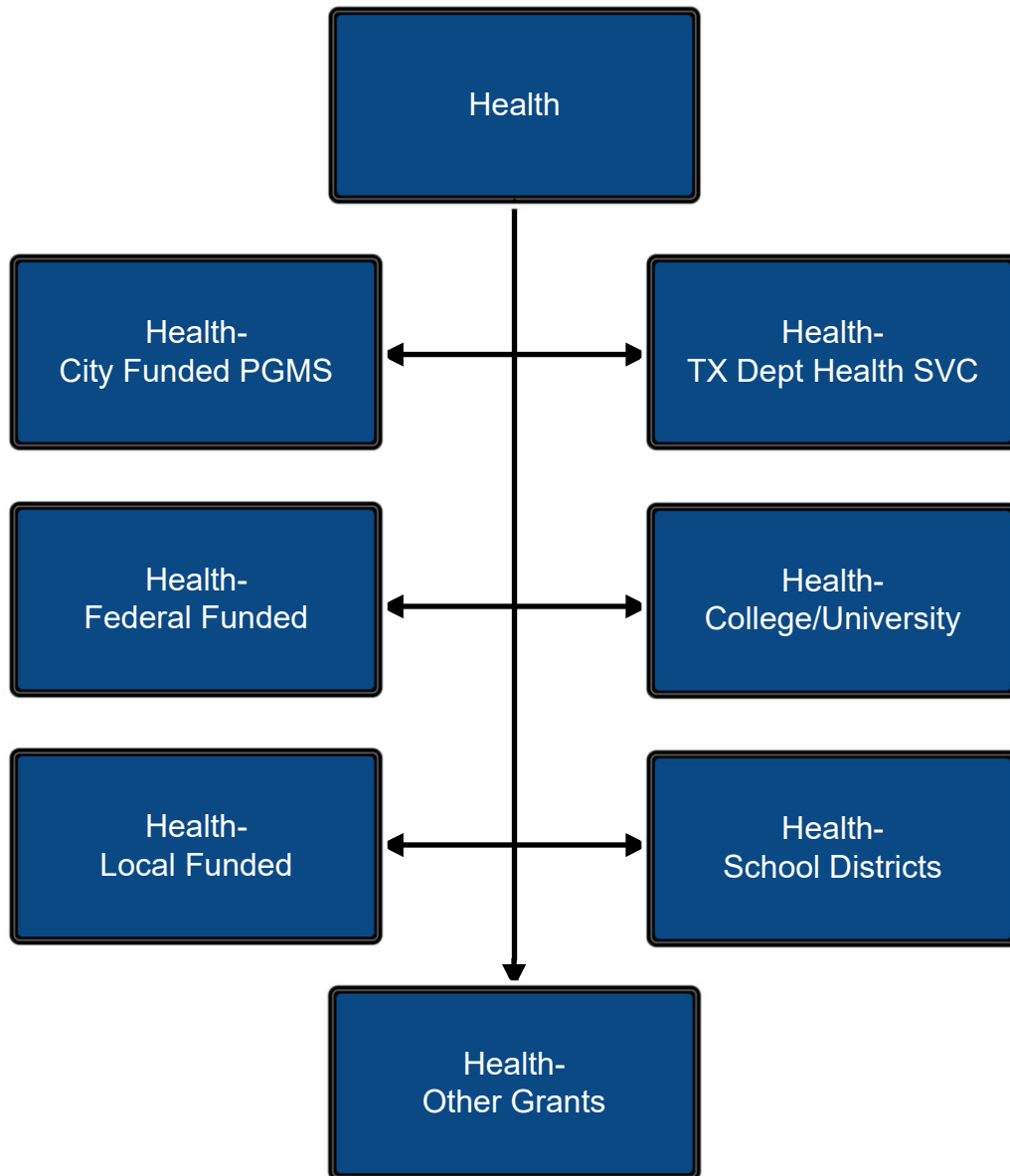
## Performance Measures

Outputs	Actual 21-22	Actual 22-23	Estimate 23-24	Target 24-25
Total repair transactions facility one	19,137	27,466	32,000	33,000
Total repair transactions facility two	4,998	5,839	6,800	7,950
Total of units serviced	1,648	1,900	2,100	2,100
Number of jobs completed	28,160	32,305	34,000	35,000
Total mechanic hours billed	34,169	31,300	33,000	34,000

## Expenditures

Fleet Management	Actual 21-22	Actual 22-23	Amended 23-24	Estimated 23-24	Proposed 24-25
Personnel Services	2,647,625	3,083,012	3,375,523	3,405,051	4,018,456
Materials & Supplies	130,813	140,174	176,359	166,880	176,600
Contractual Services	10,871,604	13,782,882	15,280,455	15,363,552	18,248,886
Other Charges	0	0	300,000	0	550,000
Capital Outlay	0	28,628	169,609	169,359	0
Debt Service	545	545	611	611	611
<b>Total</b>	<b>13,650,587</b>	<b>17,035,240</b>	<b>19,302,557</b>	<b>19,105,453</b>	<b>22,994,553</b>





**CITY OF LAREDO, TEXAS  
HEALTH  
OPERATING FUND  
FY 2024 - 2025**

	<u>ACTUAL FY 21-22</u>	<u>ACTUAL FY 22-23</u>	<u>ORIGINAL BUDGET FY 23-24</u>	<u>AMENDED BUDGET FY 23-24</u>	<u>TOTAL ESTIMATE FY 23-24</u>	<u>PROPOSED BUDGET FY 24-25</u>
<b>OPENING BALANCE</b>	<b>\$1,568,712</b>	<b>\$2,230,660</b>	<b>\$755,112</b>	<b>\$2,110,200</b>	<b>\$2,110,200</b>	<b>\$1,131,530</b>
<b>REVENUES</b>						
Licenses and Permits	500,726	628,114	625,130	625,130	619,120	664,900
Intergovernmental Revenue	15,766,703	16,957,568	16,122,642	38,511,490	47,443,702	16,071,805
Fees and Collections	631,417	707,445	793,827	793,827	786,144	999,495
Rents, Royalties and Interest	14,041	63,472	63,746	63,746	80,746	63,264
Reimburse and Miscellaneous	1,395,242	1,470,783	2,816,987	3,513,693	8,456,198	3,335,107
Other Financing Sources	3,938,264	3,425,547	3,919,292	4,805,909	4,805,909	9,028,739
<b>TOTAL REVENUES</b>	<b>22,246,392</b>	<b>23,252,928</b>	<b>24,341,624</b>	<b>48,313,795</b>	<b>62,191,819</b>	<b>30,163,310</b>
<b>TOTAL AVAILABLE</b>	<b>23,815,104</b>	<b>25,483,588</b>	<b>25,096,736</b>	<b>50,423,995</b>	<b>64,302,019</b>	<b>31,294,840</b>
<b>EXPENDITURES</b>						
HEALTH-CITY FUNDED PGMS	5,114,646	5,429,677	6,837,391	7,896,081	7,639,850	12,209,905
HEALTH-TX DEPT HEALTH SVC	13,996,911	14,483,333	11,355,535	28,736,752	35,376,151	11,638,287
HEALTH-FEDERAL FUNDED	1,864,228	2,603,646	4,256,771	8,456,080	9,659,186	4,403,665
HEALTH-STATE FUNDED	148,748	132,450	135,617	385,074	385,270	139,650
HEALTH-COLLEGE/UNIVERSITY	3,787	171,589	353,143	809,172	809,222	353,143
HEALTH-LOCAL FUNDED	38,251	96,256	54,649	136,984	461,715	423,759
HEALTH-SCHOOL DISTRICTS	7,746	0	15,750	15,750	15,750	15,750
HEALTH-OTHER GRANTS	410,128	456,437	2,087,880	4,348,187	8,823,345	2,110,681
ANIMAL CARE SERVICES	0	0	0	75,000	0	0
<b>TOTAL EXPENDITURES</b>	<b>21,584,444</b>	<b>23,373,388</b>	<b>25,096,736</b>	<b>50,859,080</b>	<b>63,170,489</b>	<b>31,294,840</b>
<b>CLOSING BALANCE</b>	<b>\$2,230,660</b>	<b>\$2,110,200</b>	<b>\$0</b>	<b>(\$435,085)</b>	<b>\$1,131,530</b>	<b>\$0</b>

**City of Laredo, Texas  
Health Fund  
Major Fund Changes  
FY 2024-2025**

**REVENUES**

**Total Net Change from FY 2024-2025** **\$ 5,821,686**

<u>Major Revenue Changes</u>	<u>Variance</u>
General Fund	\$ 5,105,447
340B STD HEP-C Medication	370,000
HIV Social Services	262,347
Medication Reimbursement	250,000
Private Stock Vaccines	131,915
Health Texas Women	102,786
HIV Prevention	79,454
Autism Spectrum	51,045
Nurse Family Partnership	43,443
Food Permits	42,200
Health Equity	(65,239)
HIV Ryan White	(255,911)
Fam Planning- Open Enrollment	(265,129)

**EXPENDITURES (City Funded Programs)**

**Total Net Change from FY 2024-2025** **\$ 5,372,514**

<u>Major Expenditure Changes</u>	<u>Variance</u>
Personnel	3,290,893
Pharmaceuticals	256,313
Physician Fees	251,260
Veterinarian Services	250,000
I-Net & I-Series	144,831
Dog Food and Supplies	125,641
Rental of Land/Building	117,375
Medical Supplies	90,030
Vehicle Maintenance	88,372
Motor Fuel	77,625

*\*Note: Animal Care Department has been moved into Health City Funded Programs- \$3,955,229*

**EXPENDITURES (Grant Funded)**

**Total Net Change from FY 2024-2025** **\$ 825,590**

<u>Major Expenditure Changes</u>	<u>Variance</u>
Personnel	286,624
Reserve Appropriation	338,034
Physician Fees	171,507
I-Net & I-Series	131,957
Contract Labor	103,072
Health-Professional Lab	58,770
Professional Development	55,930
Printing Services	50,135
Repairs to Bldgs & Improv	46,941
Administrative Fees	(160,609)
In Kind- Other	(277,690)



## Department Requests

### Personnel Request

DIVISION	TITLE	GRADE	# OF REQUESTED	EST. COST W/BENEFITS	APPROVED POSITIONS	APPROVED AMOUNT
PUBLIC HEALTH SERVICES	Licensed Professional Counselor	208	1.00	93,784		
	Registered Nurse II	210	1.00	93,728		
	Medical Office Assistant	204	1.00	60,768		
FISCAL MANAGEMENT	Budget Analyst II	208	1.00	79,753		
PUBLIC HEALTH PROMOTION	Chronic Disease Prevention Supervisor	210	1.00	93,416	1	93,416
	Health Education & Promotion Manager	212	1.00	110,821	1	110,821
EPIDEMIOLOGY	Epidemiology Administrator*	213	0.50	60,704	0.00	60,704
ENVIRONMENTAL HEALTH SVS	Sanitarian II	207	1.00	74,376	1	74,376
<b>Total Personnel Request</b>			<b>7.50</b>	<b>667,349</b>	<b>3.00</b>	<b>339,317</b>

*\*Note: No new position was created. Expense distribution was updated to be 50% City Funded & 50% Grant Funded*

### Additional Requests

DIVISION	DESCRIPTION	AMOUNT REQUESTED	FUNDING SOURCE	APPROVED AMOUNT
LABORATORY	<b>226-2926-542.38-50 LABORATORY SUPPLIES</b>			
	Laboratory supplies	4,382		
PERSONAL HEALTH SERVICES	<b>226-2927-542.07-00 COMPUTER HARDWARE/SFTWARE</b>			
	Laptop (Proposed new employee)	5,600	Operation	5,600
	<b>226-2927-542.24-00 MINOR APPARATUS AND TOOLS</b>			
	Tools for new charity care clinic	4,200	Operation	4,200
	<b>226-2927-542.33-10 OFFICE SUPPLIES</b>			
	Office supplies for new charity care clinic	3,000	Operation	3,000
	<b>226-2927-542.38-10 MEDICAL SUPPLIES</b>			
	Medical supplies for new charity care clinic	5,000	Operation	5,000
	<b>226-2927-543.31-20 I-NET AND i-SERIES</b>			
	I-Net charges for proposed employee	1,800		
	<b>226-2927-543.55-27 LAB FEES</b>			
	Lab fees for new charity care clinic	4,000	Operation	4,000
ANIMAL CARE & FACILITY	<b>226-2931-542.36-40 DOG FOOD AND SUPPLIES</b>			
	Increase cost and demand of animal food	154,359		
	<b>226-2931-542.38-10 MEDICAL SUPPLIES</b>			
	Increase cost and demand of medical supplies	30,000		
	<b>226-2931-542.38-70 PHARMACEUTICALS</b>			
	Increase of cost and need for when surgical suite is operational	36,000		
	<b>226-2931-543.13-30 TRAINING AND EDUCATION</b>			
	Increase in capability of providing trainings	10,000		
<b>226-2931-543.31-10 COMMUNICATIONS</b>				
Needed communications equipment	20,088			
<b>Total Additional Budget Requests</b>		<b>279,929</b>		<b>23,300</b>

## Capital Outlay Request

DIVISION	DESCRIPTION	AMOUNT REQUESTED	FUNDING SOURCE	APPROVED AMOUNT
ADMINISTRATION	<b>226-2910-545.90-03 COMPUTER SOFTWARE</b>			
	SAS Software	6,000		
	<b>226-2910-545.90-04 AUTOMOTIVE</b>			
	Ford F-150 Truck	45,643	2015 CO	45,643
	Ford F-250 Truck	52,688	2015 CO	52,688
LABORATORY	<b>226-2926-545.90-01 MACHINERY &amp; EQUIPMENT</b>			
	Testing equipment for water samples	29,751		
	Testing equipment for blood samples	40,667		
	Sterilizer	111,090		
	Air compressor	2,700		
	Steel valves & components	5,300		
	Vacuum pump & cooling water circulation	6,000		
	Chip card	30		
	Control system	3,200		
	Low temperature cycle	2,400		
	FO calculations for sterilization	1,700		
	Solution cycle	6,800		
	Sterilization cycle	6,800		
	Chamber control & alarm	1,800		
	Full Factory testing	4,250		
	Installation supervision 2 days	2,400		
Disassembly & reassembly if required	1,420			
<b>Total Capital Outlay Requests</b>		<b>330,639</b>		<b>98,331</b>
<b>Total Health Requests</b>		<b>1,277,917</b>		<b>460,948</b>

# Public Health Department

## Mission Statement

Through excellence and leadership, the City of Laredo Public Health Department provides culturally competent quality services that promote optimal health, prevent disease, and protects the safety of all to achieve health equity.

## Key Functions

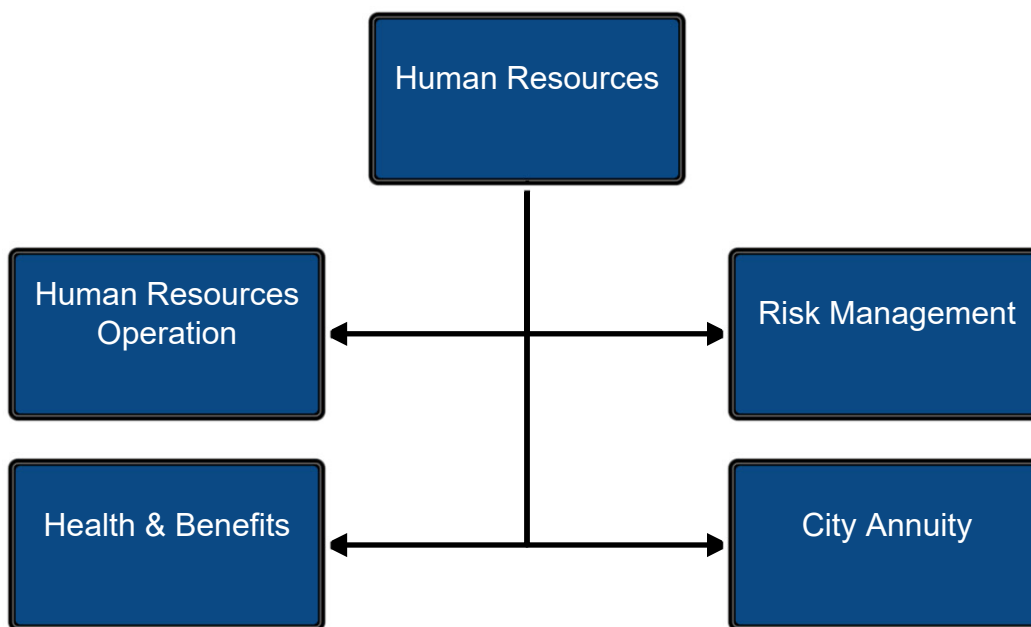
- Monitor Health Status to Identify Community Health Problems. Conduct health assessments and enhance data collection and analysis.
- Diagnose and Investigate Health Problems and Health Hazards in the Community. Enhance emergency preparedness and improve surveillance and communication systems.
- Inform, Educate, and Empower People About Health Issues. Expand health education initiatives using various platforms.
- Mobilize Community Partnerships to Identify and Solve Health Problems. Engage stakeholders and mobilize resources to address health disparities.
- Develop Policies and Plans that Support Individual and Community Health Efforts. Advocate for community healthcare needs and collaborate with policymakers.
- Enforce Laws and Regulations that Protect Health and Ensure Safety. Streamline administrative processes and promote continuous quality improvement.
- Link People to Needed Personal Health Services and Assure the Provision of Healthcare When Otherwise Unavailable. Provide comprehensive preventative health services and prioritize health education.
- Assure a Competent Public and Personal Healthcare Workforce. Invest in staff development and foster a culture of learning and innovation.
- Evaluate Effectiveness, Accessibility, and Quality of Personal and Population-Based Health Services. Promote research and evaluation, and collaborate with academic institutions.
- Research for New Insights and Innovative Solutions to Health Problems. Embrace technological advancements to improve service delivery and community engagement.
- Cross-Cutting Functions. Implement initiatives to promote health equity and strengthen collaborations with healthcare providers.
- Environmental Public Health. Develop and implement programs to monitor and mitigate environmental health risks.
- Integrated Animal Services: Implementing measures to prevent zoonotic diseases, providing medical care, vaccinations, wellness checks, and performing humane euthanasia; facilitating adoptions and fostering, providing temporary shelter and care for stray, abandoned, or surrendered animals, and rescuing stray animals; responding to animal-related issues, capturing and rescuing stray and dangerous animals, enforcing laws against animal cruelty, and educating the public on preventing animal cruelty and promoting humane treatment of animals through community programs and initiatives

FY 2024 Accomplishments	FY 2025 Goals
<ul style="list-style-type: none"> <li>• Community Health Improvement Plan</li> <li>• New Grant Funding Sources</li> <li>• New Community Partnerships and/or Coalitions</li> <li>• Enhanced Wastewater Surveillance Program</li> <li>• Launch of Recharge (Mental Health) Mobile</li> <li>• Enhanced Harm Reduction Strategies</li> <li>• Academic Public Health Department Designation</li> <li>• Workforce Development</li> </ul>	<ul style="list-style-type: none"> <li>• Enhance public health services and programs</li> <li>• Strengthen the department's workforce</li> <li>• Improve data collection and analysis</li> <li>• Ensure financial sustainability</li> <li>• Foster community engagement and collaboration</li> <li>• Promote health equity by addressing social determinants of health</li> </ul>

<b>Performance Measures</b>				
<b>Outputs</b>	<b>Actual 21-22</b>	<b>Actual 22-23</b>	<b>Estimate 23-24</b>	<b>Target 24-25</b>
# of program divisions & grant projects managed	61	63	65	69
# of CLHD Hosted Events	39	47	50	50
# of Community Events Attended/Participated	50	134	117	126
# of Laboratory Tests	109,509	46,084	74,892	75,641
# of Unduplicated Patients Enrolled in CLHD	20,662	20,420	18,900	20,412
# of CLHD Clinic Visits	32,773	28,241	23,151	25,004
# of Animals Spayed/Neutered	842	871	1,159	888
# of Calls for Service	10,379	16,036	16,500	17,000
% Live Release Rate	N/A	60.65%	70%	75%

<b>Expenditures</b>					
<b>Health</b>	<b>Actual 21-22</b>	<b>Actual 22-23</b>	<b>Amended 23-24</b>	<b>Estimated 23-24</b>	<b>Proposed 24-25</b>
Personnel Services	14,809,947	16,820,312	30,177,025	33,268,876	20,243,505
Materials & Supplies	1,605,877	1,205,847	2,232,359	3,223,234	1,659,321
Contractual Services	4,461,117	5,278,421	12,134,012	15,051,206	6,557,168
Other Charges	266,256	-201	6,013,812	11,249,381	2,814,741
Capital Outlay	427,510	55,269	276,525	350,252	0
Debt Service	13,737	13,740	25,347	27,540	20,105
<b>Total</b>	<b>21,584,444</b>	<b>23,373,388</b>	<b>50,859,080</b>	<b>63,170,489</b>	<b>31,294,840</b>





**CITY OF LAREDO, TEXAS  
GENERAL FUND SUMMARY  
EXPENDITURES  
FY 2024-2025**

EXPENDITURES	ACTUAL FY 21-22	ACTUAL FY 22-23	ORIGINAL BUDGET FY 23-24	AMENDED BUDGET FY 23-24	TOTAL ESTIMATE FY 23-24	PROPOSED BUDGET FY 24-25
<b>Human Resources</b>						
Administration						
Personnel Services	207,909	437,178	224,824	224,824	210,615	291,280
Materials and Supplies	3,502	7,549	8,385	11,593	8,946	9,135
Contractual Services	145,315	153,736	60,277	57,647	60,294	56,811
Debt Service	1,178	1,178	1,182	1,182	1,324	1,324
Subtotal Administration	357,904	599,641	294,668	295,246	281,179	358,550
Civil Service						
Personnel Services	214,873	227,372	245,340	245,340	245,340	257,381
Materials and Supplies	5,218	16,236	4,296	11,875	10,941	10,590
Contractual Services	9,853	17,600	22,201	21,967	22,901	23,946
Debt Service	633	633	644	644	644	644
Subtotal Civil Service	230,578	261,842	272,481	279,826	279,826	292,561
Recruitment & HRIS						
Personnel Services	471,008	559,209	625,760	625,760	514,934	752,593
Materials and Supplies	13,079	13,055	17,902	18,878	19,558	17,602
Contractual Services	54,580	62,329	94,177	94,868	94,188	108,239
Subtotal Recruitment & HRIS	538,667	634,592	737,839	739,506	628,680	878,434
Emp. Relations / L&D						
Personnel Services	66,769	62,890	70,069	70,069	65,360	130,314
Materials and Supplies	2,349	5,117	21,818	25,683	19,802	35,642
Contractual Services	23,121	24,676	57,124	74,905	71,905	96,598
Subtotal Emp. Relations / L&D	92,239	92,683	149,011	170,657	157,067	262,554
<b>Total Human Resources</b>	<b>1,219,387</b>	<b>1,588,758</b>	<b>1,453,999</b>	<b>1,485,235</b>	<b>1,346,752</b>	<b>1,792,099</b>

**City of Laredo, Texas  
Human Resources Department  
Major Fund Changes  
FY 2024 - 2025**

**EXPENDITURES**

**Total Net Change from FY 23-24 to FY 24-25** **\$ 338,100**

**Major Expenditures Changes****Variance**

Personnel	265,575
Tuition Reimbursment	20,000
Food & Ice	17,587
Hosting & Entertaining	15,000
I-net & I-series	14,465



## Department Requests

### Personnel Request

DIVISION	TITLE	GRADE	# OF REQUESTED	EST. COST W/BENEFITS	APPROVED POSITIONS	APPROVED AMOUNT
CIVIL SERVICE	Human Resources Assistant	203	1	57,252		
EMP. RELATIONS/L&D	Employee Relations Specialist	206	1	69,735	1	69,735
<b>Total Personnel Request</b>			<b>2</b>	<b>126,987</b>	<b>1</b>	<b>69,735</b>

### Additional Requests

DIVISION	DESCRIPTION	AMOUNT REQUESTED	FUNDING SOURCE	AMOUNT APPROVED
ADMINISTRATION	<b>101-2010-513.13-10 PROFESSIONAL DEVELOPMENT</b>			
	To attend SHRM Conference and trainings	9,922		
CIVIL SERVICE	<b>101-2015-512.09-30 AWARDS SUPPLIES</b>			
	Retiree Recognition	1,000	Operation	1,000
	<b>101-2015-512.32-10 PROMOTIONAL MATERIALS</b>			
	Retiree Recognition	1,050	Operation	1,050
	<b>101-2015-512.36-20 FOOD AND ICE</b>			
	Retiree Recognition	4,000	Operation	4,000
RECRUITMENT & HRIS	<b>101-2025-513.55-88 SUPPORT SERVICES</b>			
	NEOGOVS	6,000	Operation	6,000
EMP. RELATIONS/L&D	<b>101-2055-512.08-00 CLOTHING AND LINEN</b>			
	Leadership Academy	800		
	<b>101-2055-512.32-10 PROMOTIONAL MATERIALS</b>			
	Pd & Training classes events	2,500		
	<b>101-2055-512.33-10 OFFICE SUPPLIES</b>			
	Office Supplies	620		
	<b>101-2055-512.36-20 FOOD AND ICE</b>			
	Employee Celebration and Employee Leadership	9,312	Operation	9,312
	<b>101-2055-513.13-30 TRAINING AND EDUCATION</b>			
	Certificate program, public communication, leadership and Dorsey Trainings	21,875		
	<b>101-2055-513.55-60 TUITION REIMBURSEMENT</b>			
	Tuition Reimbursement	20,000	Operation	20,000
<b>101-2055-513.56-04 HOSTING &amp; ENTERTAINMENT</b>				
City of Laredo Employee Celebration	15,000	Operation	15,000	
<b>101-2055-513.70-00 PRINTING SERVICES</b>				
Promotional Printing for Events	306			
<b>Total Additional Requests</b>		<b>92,385</b>		<b>56,362</b>

### Capital Outlay Requests

DIVISION	DESCRIPTION	AMOUNT REQUESTED	FUNDING SOURCE	AMOUNT APPROVED
RECRUITMENT & HRIS	<b>101-2025-515.90-04 AUTOMOTIVE</b>			
	Toyota Highlander Hybrid	39,875		
<b>Total Capital Outlay Requests</b>		<b>39,875</b>		<b>-</b>

<b>Total Human Resources Requests</b>		<b>259,247</b>		<b>126,097</b>
---------------------------------------	--	----------------	--	----------------

# Human Resources

## Mission Statement

To attract, maintain, and develop a quality workforce by providing employee training, benefits, security, and safety to the City of Laredo organization; while minimizing the potential for risk and exposure to liabilities.

## Key Functions

- Facilitate and coordinate employee recognition activities and events that acknowledges highlights and celebrates City of Laredo employees throughout the year.
- Coordinate and facilitate professional learning opportunities in partnership with TAMIU, Laredo College and Dorsey Management System that focus on leadership styles, professional communications, both written and oral, and on proactive and positive management skills.
- Conduct trainings that focus on policies and procedures that govern the day-to-day operations of the City of Laredo and all interactions of employees.
- To review job description to comply with American with Disability Act (ADA) and EEOC regulations, and keep promoting equal employment.
- Coordinate and implement all Civil Service related matters for Fire and Police sworn officers.

FY 2024 Accomplishments	FY 2025 Goals
<ul style="list-style-type: none"> <li>• Initiated the conversion of all active employee files to digital files.</li> <li>• Increased the number of professional learning and training opportunities for City of Laredo employees.</li> <li>• Initiated and re-implemented Performance Evaluations program.</li> <li>• Phase II of Segal Director study.</li> <li>• Attended 8 Career/Hiring Events.</li> <li>• Facilitated four (4) Civil Service Promotional Exams.</li> <li>• Facilitated the Police Entrance Exam on March 2024 - 734 Applied; 408 Tested.</li> <li>• 2024 Retirement Recognition Event at Embassy Suites; 91 retirees invited.</li> </ul>	<ul style="list-style-type: none"> <li>• Complete conversion of all employee files to digital files &amp; implementation of E-Forms; Begin Phase II for active retiree files.</li> <li>• Increase the number of professional learning opportunities and trainings coordinated, facilitated and conducted for City of Laredo employees by 10%.</li> <li>• Decrease the number of Disciplinary Action Forms reviewed and processed by focusing on training departments with the greatest number of Disciplinary Action Forms.</li> <li>• Facilitate in excess of 100 retirements.</li> <li>• Conduct two (2) Civil Service Entrance Examinations and four (4) Promotional Examinations.</li> </ul>

## Performance Measures

Outputs	Actual 21-22	Actual 22-23	Estimate 23-24	Target 24-25
Number of professional learning opportunities and trainings conducted.	0	0	62	68
Number of Performance Evaluations Processed	0	0	420	750
Number of non-civil service employment applications processed by Recruiters	10,849	14,054	16,848	17,690
Number of non-civil service applications referred	4,486	7,171	7,964	8,362
Number of City-Wide employees supported	2,843	2,932	3,088	3,010
Total number of civil service candidates tested for entrance exam	550	1,051	408	1,400
Total number of civil service candidates tested for promotional exam	141	33	262	380
Number of civil service retirements conducted	96	138	75	100

<b>Expenditures</b>					
<b>Human Resources</b>	<b>Actual 21-22</b>	<b>Actual 22-23</b>	<b>Amended 23-24</b>	<b>Estimate 23-24</b>	<b>Proposed 24-25</b>
Personnel Services	960,559	1,286,649	1,165,993	1,036,249	1,431,568
Materials & Supplies	24,148	41,957	68,029	59,247	72,969
Contractual Services	232,869	258,341	249,387	249,288	285,594
Debt Service	1,811	1,811	1,826	1,968	1,968
<b>Total</b>	<b>1,219,387</b>	<b>1,588,758</b>	<b>1,485,235</b>	<b>1,346,752</b>	<b>1,792,099</b>

**CITY OF LAREDO, TEXAS  
RISK MANAGEMENT  
OPERATING FUND  
FY 2024 - 2025**

	<u>ACTUAL FY 21-22</u>	<u>ACTUAL FY 22-23</u>	<u>ORIGINAL BUDGET FY 23-24</u>	<u>AMENDED BUDGET FY 23-24</u>	<u>TOTAL ESTIMATE FY 23-24</u>	<u>PROPOSED BUDGET FY 24-25</u>
<b>OPENING BALANCE</b>	<b>\$2,408,865</b>	<b>\$2,182,087</b>	<b>\$979,411</b>	<b>\$3,687,634</b>	<b>\$3,687,634</b>	<b>\$4,369,961</b>
<b>REVENUES</b>						
Charges for Services	8,046,297	9,787,890	10,506,691	10,506,691	10,506,691	12,035,761
Rents, Royalties and Interest	19,854	135,994	73,500	73,500	81,300	84,400
Reimburse and Miscellaneous	6	0	0	0	0	0
Other Financing Sources	0	0	400,000	400,000	400,000	400,000
<b>TOTAL REVENUES</b>	<b>8,066,157</b>	<b>9,923,884</b>	<b>10,980,191</b>	<b>10,980,191</b>	<b>10,987,991</b>	<b>12,520,161</b>
<b>TOTAL AVAILABLE</b>	<b>10,475,022</b>	<b>12,105,971</b>	<b>11,959,602</b>	<b>14,667,825</b>	<b>14,675,625</b>	<b>16,890,122</b>
<b>EXPENDITURES</b>						
<b>RISK MANAGEMENT</b>						
Personnel Services	736,143	864,926	999,813	999,813	1,002,871	1,020,754
Materials and Supplies	8,430	10,690	12,632	12,811	12,854	12,770
Contractual Services	6,412,974	6,301,671	8,385,308	8,388,642	7,945,504	9,398,103
Other Charges	0	0	200,000	199,700	0	200,000
Capital Outlay	0	30,194	73,209	73,209	73,209	0
Debt Service	1,090	1,090	1,150	1,150	1,090	1,150
<b>TOTAL RISK MANAGEMENT</b>	<b>7,158,637</b>	<b>7,208,571</b>	<b>9,672,112</b>	<b>9,675,325</b>	<b>9,035,528</b>	<b>10,632,777</b>
<b>SAFETY TRAINING</b>						
Materials and Supplies	19,300	31,570	44,516	45,132	43,531	43,689
Contractual Services	48,685	82,044	104,350	196,646	59,149	133,787
<b>TOTAL SAFETY TRAINING</b>	<b>67,986</b>	<b>113,615</b>	<b>148,866</b>	<b>241,778</b>	<b>102,680</b>	<b>177,476</b>

**CITY OF LAREDO, TEXAS  
RISK MANAGEMENT  
OPERATING FUND  
FY 2024 - 2025**

	<u>ACTUAL FY 21-22</u>	<u>ACTUAL FY 22-23</u>	<u>ORIGINAL BUDGET FY 23-24</u>	<u>AMENDED BUDGET FY 23-24</u>	<u>TOTAL ESTIMATE FY 23-24</u>	<u>PROPOSED BUDGET FY 24-25</u>
<b>EMPLOYEE HEALTH &amp; WELLNES</b>						
Personnel Services	623,966	735,158	733,066	733,066	721,759	780,884
Materials and Supplies	120,581	84,609	78,963	90,382	78,963	133,194
Contractual Services	333,741	279,694	387,263	435,680	366,174	453,234
Debt Service	545	545	560	560	560	760
<b>TOTAL EMPLOYEE HEALTH &amp; WELLNES</b>	<b>1,078,833</b>	<b>1,100,005</b>	<b>1,199,852</b>	<b>1,259,688</b>	<b>1,167,456</b>	<b>1,368,072</b>
<b>TOTAL EXPENDITURES</b>	<b>8,305,455</b>	<b>8,422,191</b>	<b>11,020,830</b>	<b>11,176,791</b>	<b>10,305,664</b>	<b>12,178,325</b>
<b>CLOSING BALANCE</b>	<b>\$2,169,567</b>	<b>\$3,683,781</b>	<b>\$938,772</b>	<b>\$3,491,034</b>	<b>\$4,369,961</b>	<b>\$4,711,797</b>
<b>ADJUSTMENTS</b>						
CHANGE IN LONG TERM DEBT	(67)	898	0	0	0	0
COMPENSATED ABSENCES	12,587	2,955	0	0	0	0
<b>TOTAL ADJUSTMENTS</b>	<b>12,520</b>	<b>3,853</b>	<b>0</b>	<b>0</b>	<b>0</b>	<b>0</b>
<b>ADJUSTED CLOSING BALANCE</b>	<b>\$2,182,087</b>	<b>\$3,687,634</b>	<b>\$938,772</b>	<b>\$3,491,034</b>	<b>\$4,369,961</b>	<b>\$4,711,797</b>

**City of Laredo, Texas  
Risk Management Department  
Major Fund Changes  
FY 2024 - 2025**

**REVENUES**

**Total Net Change from FY 23-24 to FY 24-25** **\$ 1,539,970**

**Major Revenue Changes****Variance**

Worker's Compensation	674,072
Property Casualty Insurance	854,998

**EXPENDITURES**

**Total Net Change from FY 23-24 to FY 24-25** **\$ 1,157,495**

**Major Expenditures Changes****Variance**

Insurance total	690,622
Worker's comp	159,042
Administrative Fee	91,971
Physician Fees	74,000
Personnel	68,759
Pharmaceuticals	53,700

# Risk Management

## Mission Statement

To attract, maintain, and develop a quality workforce by providing employee training, benefits, security, and safety to the City of Laredo organization; while minimizing the potential for risk and exposure to liabilities.

## Key Functions

- Assess, develop, implement and train on strategies to mitigate losses within the City of Laredo.
- Build a strong safety culture within each City department.
- Address safety concerns and advocate for properly executed safety practices.
- Provide acute care to City of Laredo employees, dependents, and retirees.
- Administer Health Related Internal Policies and Programs.
- Assess/Treat/ Case Manage Worker's Compensation claims.

FY 2024 Accomplishments	FY 2025 Goals
<ul style="list-style-type: none"> <li>• Successfully implemented the Smith Safe Driving Program to all employees in accordance to the updated Vehicle Policy effective February 2024.</li> <li>• Introduced the Heat Safety Awareness Campaign along with the distribution of electrolytes to all field employees.</li> <li>• Provided free of cost medications to employees and their dependents for acute care. Saved \$8,932 from Oct- May, and we estimate a total of \$13,398 in full Fiscal year.</li> <li>• Provided 1,308 flu vaccines to employees and dependents.</li> <li>• 67% increase of training participation</li> <li>• 1,750 employees and dependents received free of cost medical care via after hours Nuestra Salud health clinic YTD 23-24.</li> </ul>	<ul style="list-style-type: none"> <li>• Implement the Hearing Awareness Campaign for all employees exposed to noise at or above 85 decibels.</li> <li>• Continue to strive for safety enrichment programs to provide safety training to all City employees and reduce the cost of claims.</li> <li>• Implement a Safety Incentive Program for employees using safe practices to perform their job duties.</li> <li>• Increase Wellness Incentive Program participation.</li> <li>• Provide free Buena Vida services to spouses of employees enrolled in the City's medical plan.</li> <li>• Continue to work with Risk Management to reduce Worker's Compensation claims and lost time.</li> </ul>

## Performance Measures

Outputs	Actual 21-22	Actual 22-23	Estimate 23-24	Target 24-25
Number of Workers' Compensation claims reported with value	499	256	286	250
Number of reported Workers' Compensation claims	920	480	312	296
General Liability Claims with value	40	50	40	36
General Liability claims reported	93	113	82	78
Number of visits at Employee Health & Wellness	7,080	9,984	11,664	11,898
Number of Wellness Incentive Program completion	1,015	994	960	980
Number of Wellness Program Trainings attendance	1,856	1,156	1,218	1,977
Number of Drug and Alcohol Tests for Random (CDL and SSP), Post Accident, Reasonable Suspicion, Return to Duty, Promotion and/or Transfer, and Pre-Employment	2,332	1,935	1,632	1,665

<b>Expenditures</b>					
<b>Risk Management</b>	<b>Actual 21-22</b>	<b>Actual 22-23</b>	<b>Amended 23-24</b>	<b>Estimated 23-24</b>	<b>Proposed 24-25</b>
Personnel Services	1,360,109	1,600,084	1,732,879	1,724,630	1,801,638
Materials & Supplies	148,311	126,869	143,505	135,348	189,653
Contractual Services	6,795,400	6,663,409	9,025,788	8,370,827	9,985,124
Other Charges	0	0	199,700	0	200,000
Capital Outlay	0	30,194	73,209	73,209	0
Debt Service	1,635	1,635	1,710	1,650	1,910
<b>Total</b>	<b>8,305,455</b>	<b>8,422,191</b>	<b>11,176,791</b>	<b>10,305,664</b>	<b>12,178,325</b>



**CITY OF LAREDO, TEXAS**  
**HEALTH AND BENEFITS**  
**OPERATING FUND**  
**FY 2024 - 2025**

	<u>ACTUAL</u> FY 21-22	<u>ACTUAL</u> FY 22-23	<u>ORIGINAL</u> BUDGET FY 23-24	<u>AMENDED</u> BUDGET FY 23-24	<u>TOTAL</u> ESTIMATE FY 23-24	<u>PROPOSED</u> BUDGET FY 24-25
<b>OPENING BALANCE</b>	<b>\$6,451,883</b>	<b>\$10,278,936</b>	<b>\$6,922,202</b>	<b>\$9,291,222</b>	<b>\$9,291,222</b>	<b>\$5,350,959</b>
<b>REVENUES</b>						
Rents, Royalties and Interest	67,499	507,082	346,000	346,000	642,700	578,600
Reimburse and Miscellaneous	3,791,555	4,446,083	4,072,524	4,072,524	3,886,208	6,281,274
Other Financing Sources	36,178,819	35,405,714	36,699,957	36,699,957	36,218,053	40,752,398
<b>TOTAL REVENUES</b>	<b>40,037,873</b>	<b>40,358,879</b>	<b>41,118,481</b>	<b>41,118,481</b>	<b>40,746,961</b>	<b>47,612,272</b>
<b>TOTAL AVAILABLE</b>	<b>46,489,756</b>	<b>50,637,815</b>	<b>48,040,683</b>	<b>50,409,703</b>	<b>50,038,183</b>	<b>52,963,231</b>
<b>EXPENDITURES</b>						
<b>SELF INSURANCE</b>						
Personnel Services	415,297	484,632	603,287	604,287	604,287	729,240
Materials and Supplies	18,359	30,702	35,950	53,523	55,160	17,984
Contractual Services	35,762,668	40,811,830	42,830,969	42,836,272	42,922,969	47,633,346
Other Charges	0	0	704,808	704,808	704,808	673,901
Capital Outlay	0	25,263	0	0	0	0
Intergovernmental Transfers	0	0	400,000	400,000	400,000	400,000
<b>TOTAL SELF INSURANCE</b>	<b>36,196,323</b>	<b>41,352,426</b>	<b>44,575,014</b>	<b>44,598,890</b>	<b>44,687,224</b>	<b>49,454,471</b>
<b>TOTAL EXPENDITURES</b>	<b>36,196,323</b>	<b>41,352,426</b>	<b>44,575,014</b>	<b>44,598,890</b>	<b>44,687,224</b>	<b>49,454,471</b>
<b>CLOSING BALANCE</b>	<b>\$10,293,433</b>	<b>\$9,285,389</b>	<b>\$3,465,669</b>	<b>\$5,810,813</b>	<b>\$5,350,959</b>	<b>\$3,508,760</b>
<b>ADJUSTMENTS</b>						
COMPENSATED ABSENCES	(14,497)	5,833	0	0	0	0
<b>TOTAL ADJUSTMENTS</b>	<b>(14,497)</b>	<b>5,833</b>	<b>0</b>	<b>0</b>	<b>0</b>	<b>0</b>
<b>ADJUSTED CLOSING BALANCE</b>	<b>\$10,278,936</b>	<b>\$9,291,222</b>	<b>\$3,465,669</b>	<b>\$5,810,813</b>	<b>\$5,350,959</b>	<b>\$3,508,760</b>

**City of Laredo, Texas  
Health and Benefits Fund  
Major Fund Changes  
FY 2024 - 2025**

**REVENUES**

**Total Net Change from FY 23-24 to FY 24-25** **\$ 6,493,791**

**Major Revenue Changes****Variance**

Health Ins. Contribution - City	2,834,442
Reimburse - Insurance	2,033,750
Dependent Health Ins Deductible - Emp Med	796,222
Contribution Retirees	626,506
Interest Earning	232,600

**EXPENDITURES**

**Total Net Change from FY 23-24 to FY 24-25** **\$ 4,879,457**

**Major Expenditures Changes****Variance**

Health Medical Claims	3,434,699
Prescription Claims	651,797
Stop loss Retirees	295,756
Dental Claims	181,542
Insurance admin fee	151,259
Personnel	125,953

## Department Requests

### Personnel Request

DIVISION	TITLE	GRADE	# OF REQUESTED	EST. COST W/BENEFITS	APPROVED POSITIONS	APPROVED AMOUNT
SELF INSURANCE	Senior Office Assistant	202	1	54,097	1	54,097
<b>Total Personnel Request</b>			<b>1</b>	<b>54,097</b>	<b>1</b>	<b>54,097</b>
<b>Total Health &amp; Benefit Requests</b>				<b>54,097</b>		<b>54,097</b>

# Health & Benefits Division

## Mission Statement

To attract, maintain, and develop a quality workforce by providing employee training, benefits, security, and safety to the City of Laredo organization; while minimizing the potential for risk and exposure to liabilities.

## Key Functions

- Provide the most competitive health benefits program to eligible City employees
- Monitor the health industry standards and other public entities
- Review and compare other medical plans to find additional preventive coverages
- Maintain cost effective controls through managed care programs
- Maintain the Health & Benefits Program solvent by reviewing rate structure and policy & procedures periodically for potential changes
- Utilize City's Benefits Enrollment system to simplify and streamline the administration process of the benefits program

FY 2024 Accomplishments	FY 2025 Goals
<ul style="list-style-type: none"> <li>• Increase utilization of the Mail Order Prescription Plan; 87%</li> <li>• Implemented Prior Authorization measures for the GLP-1's as a cost control measure</li> <li>• Completed 4th year plan of \$5 increase on employee contribution and a 5% increase on the dependent medical plan tiers</li> <li>• Completed RFP for Medical Benefit Package</li> </ul>	<ul style="list-style-type: none"> <li>• Increase participation into the CDHP Plan by increasing the Health Savings Account (H.S.A) employee contribution from \$600 to \$750</li> <li>• Will look into costs and options on proposing a Weight Management Program for the following budget year to assist with reducing catastrophic cases</li> <li>• Propose a new plan rate structure to provide a broader spread between medical tier plans</li> </ul>

## Performance Measures

Outputs	Actual 21-22	Actual 22-23	Estimate 23-24	Target 24-25
Number of Stop-Loss claims processed	5	7	5	5
Number of Mail Order prescription claims processed (1)	5,454	35,809	35,052	35,403
Number of Prescription claims processed	42,964	69,274	71,040	71,750
Number of Prescriptions Non-Specialty Drug	42,559	68,655	70,632	71,338
Number of Prescriptions Specialty Drug	379	619	396	400

## Expenditures

Health & Benefits	Actual 21-22	Actual 22-23	Amended 23-24	Estimated 23-24	Proposed 24-25
Personnel Services	415,296	484,632	604,287	604,287	729,240
Materials & Supplies	18,359	30,702	53,523	55,160	17,984
Contractual Services	35,762,668	40,811,829	43,836,272	42,922,969	47,633,346
Other Charges	0	0	704,808	704,808	673,901
Capital Outlay	0	25,263	0	0	0
Intergovernmental Transfer	0	0	400,000	400,000	400,000
<b>Total</b>	<b>36,196,323</b>	<b>41,352,426</b>	<b>45,598,890</b>	<b>44,687,224</b>	<b>49,454,471</b>

**CITY OF LAREDO, TEXAS**  
**CITY ANNUITY**  
**OPERATING FUND**  
**FY 2024 - 2025**

	<u>ACTUAL FY 21-22</u>	<u>ACTUAL FY 22-23</u>	<u>ORIGINAL BUDGET FY 23-24</u>	<u>AMENDED BUDGET FY 23-24</u>	<u>TOTAL ESTIMATE FY 23-24</u>	<u>PROPOSED BUDGET FY 24-25</u>
<b>OPENING BALANCE</b>	<b>\$0</b>	<b>\$0</b>	<b>\$648,897</b>	<b>\$0</b>	<b>\$0</b>	<b>\$0</b>
<b>REVENUES</b>						
Reimburse and Miscellaneous	2,213,732	2,592,364	3,000,018	3,000,018	3,080,767	2,590,198
<b>TOTAL REVENUES</b>	<b>2,213,732</b>	<b>2,592,364</b>	<b>3,000,018</b>	<b>3,000,018</b>	<b>3,080,767</b>	<b>2,590,198</b>
<b>TOTAL AVAILABLE</b>	<b>2,213,732</b>	<b>2,592,364</b>	<b>3,648,915</b>	<b>3,000,018</b>	<b>3,080,767</b>	<b>2,590,198</b>
<b>EXPENDITURES</b>						
<b>ADMINISTRATION</b>						
Other Charges	0	0	651,897	651,897	86,533	68,092
<b>TOTAL ADMINISTRATION</b>	<b>0</b>	<b>0</b>	<b>651,897</b>	<b>651,897</b>	<b>86,533</b>	<b>68,092</b>
<b>TRANSAMERICA RETIREES</b>						
Personnel Services	11,289	11,289	15,804	15,804	15,804	15,804
<b>TOTAL TRANSAMERICA RETIREES</b>	<b>11,289</b>	<b>11,289</b>	<b>15,804</b>	<b>15,804</b>	<b>15,804</b>	<b>15,804</b>
<b>FIRE</b>						
Personnel Services	981,926	1,217,490	1,426,079	1,426,079	1,426,079	921,811
Contractual Services	72,535	91,482	104,220	104,220	104,220	116,983
<b>TOTAL FIRE</b>	<b>1,054,461</b>	<b>1,308,972</b>	<b>1,530,299</b>	<b>1,530,299</b>	<b>1,530,299</b>	<b>1,038,794</b>
<b>POLICE</b>						
Personnel Services	1,044,396	1,157,415	1,326,955	1,326,955	1,326,955	1,309,724
Contractual Services	84,118	97,875	104,856	104,856	104,856	139,974
<b>TOTAL POLICE</b>	<b>1,128,514</b>	<b>1,255,291</b>	<b>1,431,811</b>	<b>1,431,811</b>	<b>1,431,811</b>	<b>1,449,698</b>

**CITY OF LAREDO, TEXAS**  
**CITY ANNUITY**  
**OPERATING FUND**  
**FY 2024 - 2025**

	<u>ACTUAL FY 21-22</u>	<u>ACTUAL FY 22-23</u>	<u>ORIGINAL BUDGET FY 23-24</u>	<u>AMENDED BUDGET FY 23-24</u>	<u>TOTAL ESTIMATE FY 23-24</u>	<u>PROPOSED BUDGET FY 24-25</u>
<b>GENERAL FUND</b>						
Personnel Services	15,770	14,039	13,536	13,536	13,536	15,026
<b>TOTAL GENERAL FUND</b>	<b>15,770</b>	<b>14,039</b>	<b>13,536</b>	<b>13,536</b>	<b>13,536</b>	<b>15,026</b>
<b>HEALTH DEPARTMENT</b>						
Personnel Services	924	0	2,784	2,784	0	0
<b>TOTAL HEALTH DEPARTMENT</b>	<b>924</b>	<b>0</b>	<b>2,784</b>	<b>2,784</b>	<b>0</b>	<b>0</b>
<b>COMMUNITY DEVELOPMENT</b>						
Personnel Services	2,773	2,773	2,784	2,784	2,784	2,784
<b>TOTAL COMMUNITY DEVELOPMENT</b>	<b>2,773</b>	<b>2,773</b>	<b>2,784</b>	<b>2,784</b>	<b>2,784</b>	<b>2,784</b>
<b>TOTAL EXPENDITURES</b>	<b>2,213,732</b>	<b>2,592,364</b>	<b>3,648,915</b>	<b>3,648,915</b>	<b>3,080,767</b>	<b>2,590,198</b>
<b>CLOSING BALANCE</b>	<b>\$0</b>	<b>\$0</b>	<b>\$0</b>	<b>(\$648,897)</b>	<b>\$0</b>	<b>\$0</b>

**City of Laredo, Texas  
City Annuity  
Major Fund Changes  
FY 2024 - 2025**

**REVENUES**

**Total Net Change from FY 23-24 to FY 24-25** **\$ (409,820)**

**Major Revenue Changes****Variance**

General Fund	(423,860)
Firemen's Contribution	14,040

**EXPENDITURES**

**Total Net Change from FY 23-24 to FY 24-25** **\$ (1,058,717)**

**Major Expense Changes****Variance**

Retirees Health Insurance	(522,793)
Reserve Appropriation	(583,805)
Administrative Fee	47,881

# City Annuity

## Mission Statement

To attract, maintain, and develop a quality workforce by providing employee training, benefits, security, and safety to the City of Laredo organization; while minimizing the potential for risk and exposure to liabilities.

## Key Functions

- Monitor health and life expenses on a monthly basis.
- Ensure that sufficient funds for retiree health and life benefits are maintained.

## FY 2024 Accomplishments

- Estimate, collect, distribute and maintain appropriate funds for the Civil Service retiree medical claims.

## FY 2025 Goals

- To ensure that sufficient funds for retiree health and life benefits are maintained.

## Performance Measures

Outputs	Actual 21-22	Actual 22-23	Estimate 23-24	Target 24-25
Transamerica Retirees	1	1	1	1
Fire Retirees	99	126	135	150
Police Retirees	170	194	220	240
General Fund	5	5	4	4
Health Retirees	1	0	0	0
Community Development Retirees	1	1	1	1

## Expenditures

City Annuity	Actual 21-22	Actual 22-23	Amended 23-24	Estimated 23-24	Proposed 24-25
Personnel Services	2,057,079	2,403,007	2,787,942	2,785,158	2,265,149
Contractual Services	156,653	189,357	209,076	209,076	256,957
Other Charges	0	0	651,897	86,533	68,092
<b>Total</b>	<b>2,213,732</b>	<b>2,592,364</b>	<b>3,648,915</b>	<b>3,080,767</b>	<b>2,590,198</b>





Internal Audit

**CITY OF LAREDO, TEXAS  
GENERAL FUND SUMMARY  
EXPENDITURES  
FY 2024-2025**

EXPENDITURES	ACTUAL FY 21-22	ACTUAL FY 22-23	ORIGINAL BUDGET FY 23-24	AMENDED BUDGET FY 23-24	TOTAL ESTIMATE FY 23-24	PROPOSED BUDGET FY 24-25
<b>Internal Audit</b>						
Internal Audit						
Personnel Services	-	-	-	-	-	440,279
Materials and Supplies	-	-	-	-	-	5,845
Contractual Services	-	-	-	-	-	39,706
	<hr/>					
Subtotal Internal Audit	-	-	-	-	-	485,830
	<hr/>					
<b>Total Internal Audit</b>	-	-	-	-	-	<b>485,830</b>
	<hr/>					

**City of Laredo, Texas  
Internal Audit  
Major Fund Changes  
FY 2024-2025**

**EXPENDITURES**

Total Net Change from FY 23-24 to FY 24-25 **\$ 485,830**

**Major Expenditure Changes****Variance**

Personnel	440,279
I-Net Charges	12,721
Support Services	6,500
Rental of Land/Building	4,638

***\*Note: Internal Audit Division moved from Mayor & City Council Department- \$399,920***

## Department Requests

### Additional Requests

DIVISION	DESCRIPTION	AMOUNT REQUESTED	FUNDING SOURCE	APPROVED AMOUNT
<b>INTERNAL AUDIT</b>	<b>101-5710-512.66-10 MOTOR FUEL</b>			
	Fuel for new vehicle (Pending approval of Capital Outlay)	700	Operation	700
	<b>101-5710-513.20-35 VEHICLE MAINTENANCE</b>			
	Maintenance for new vehicle (Pending approval of Capital Outlay)	2,500	Operation	2,500
	<b>101-5710-513.55-88 SUPPORT SERVICES</b>			
	Fraud hotline service	6,500	Operation	6,500
<b>Total Additional Budget Requests</b>		<b>9,700</b>		<b>9,700</b>

### Capital Outlay Request

DIVISION	DESCRIPTION	AMOUNT REQUESTED	FUNDING SOURCE	APPROVED AMOUNT
<b>INTERNAL AUDIT</b>	<b>101-5710-515.90-04 AUTOMOTIVE</b>			
	Small Suv	25,981	2017 CO	25,981
<b>Total Capital Outlay Requests</b>		<b>25,981</b>		<b>25,981</b>
<b>Total Internal Audit Requests</b>		<b>35,681</b>		<b>35,681</b>

# Internal Audit

## Mission Statement

To enhance, add, and protect the organizational value by providing independent and objective assurance and consultation by bringing a systemic, disciplined approach to evaluate and improve the effectiveness of governance, risk management and control processes.

## Key Functions

- Develop a comprehensive, risk-based annual audit plan
- Evaluate if risks relating to achieving the organization's strategic objectives are appropriately identified and managed
- Perform and issue audits in an efficient manner to present useful and achievable audit recommendations
- Perform follow-up audits to evaluate the adequacy of corrective action
- Investigate reported occurrences of fraud, theft and waste and recommend controls to promote the prevention and detection of such occurrences
- Support the City Council and City Management team in attaining short-term and long-term objectives

## FY 2024 Accomplishments

- Conducted two (2) operational audits
- Conducted one (1) follow-up audits
- Conducted three (3) council/city management requests

## FY 2025 Goals

- Conduct four (4) operational audits
- Conduct two (2) follow-up audits
- Prepare audit procedures manual

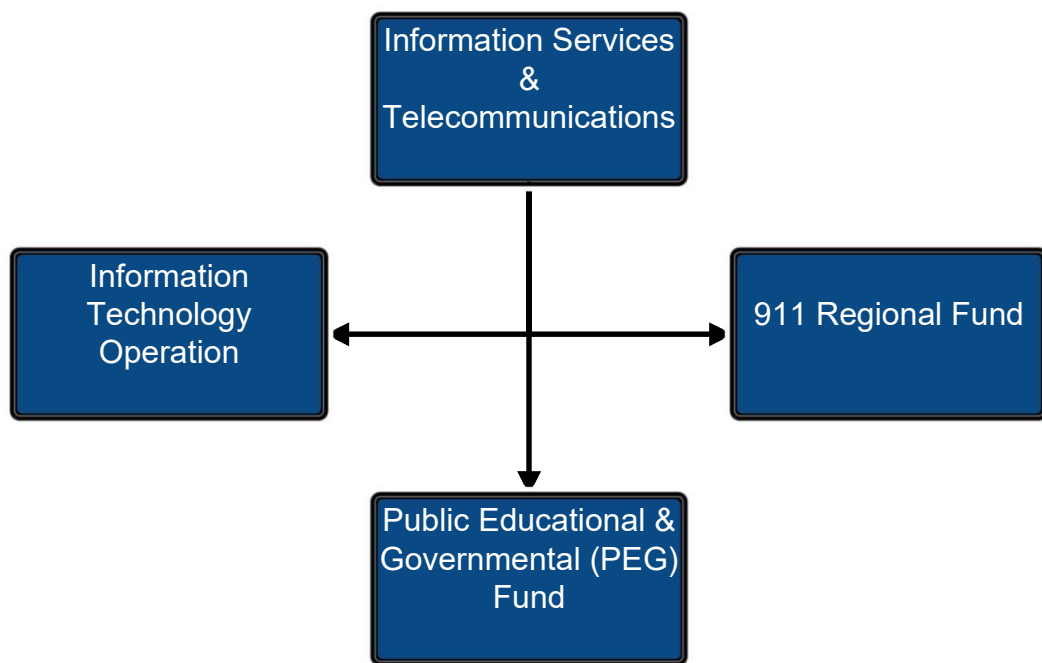
## Performance Measures

Outputs	Actual 21-22	Actual 22-23	Estimate 23-24	Target 24-25
*City Council & Management Request Reports Issued	N/A	13	3	5
**Unannounced Cash & Inventory Quarterly Audits Issued	4	4	3	4
*Operational Audits Issued	1	3	2	4
*Other Audits Issued	7	2	3	8
Percentage of Audit Recommendations Agreed to by Mgt.	98%	98%	98%	98%

## Expenditures

Internal Audit	Actual 22-23	Actual 23-24	Amended 23-24	Estimated 23-24	Proposed 24-25
Personnel Services	0	0	0	0	440,279
Materials & Supplies	0	0	0	0	5,845
Contractual Services	0	0	0	0	39,706
<b>Total</b>	<b>0</b>	<b>0</b>	<b>0</b>	<b>0</b>	<b>485,830</b>







**CITY OF LAREDO, TEXAS  
INFORMATION TECHNOLOGY  
OPERATING FUND  
FY 2024 - 2025**

	<u>ACTUAL FY 21-22</u>	<u>ACTUAL FY 22-23</u>	<u>ORIGINAL BUDGET FY 23-24</u>	<u>AMENDED BUDGET FY 23-24</u>	<u>TOTAL ESTIMATE FY 23-24</u>	<u>PROPOSED BUDGET FY 24-25</u>
<b>OPENING BALANCE</b>	<b>\$434,660</b>	<b>\$514,138</b>	<b>\$564,831</b>	<b>\$639,786</b>	<b>\$639,786</b>	<b>\$432,450</b>
<b>REVENUES</b>						
Charges for Services	5,415,830	6,135,181	7,088,188	7,088,188	7,088,188	8,881,866
Rents, Royalties and Interest	2,461	19,176	18,900	18,900	30,400	30,900
Reimburse and Miscellaneous	32,804	34,699	33,000	33,000	35,461	40,000
<b>TOTAL REVENUES</b>	<b>5,451,095</b>	<b>6,189,056</b>	<b>7,140,088</b>	<b>7,140,088</b>	<b>7,154,049</b>	<b>8,952,766</b>
<b>TOTAL AVAILABLE</b>	<b>5,885,755</b>	<b>6,703,195</b>	<b>7,704,919</b>	<b>7,779,874</b>	<b>7,793,835</b>	<b>9,385,216</b>
<b>EXPENDITURES</b>						
<b>ADMINISTRATION</b>						
Materials and Supplies	0	0	0	0	0	790,000
Contractual Services	0	0	0	0	0	314,822
Other Charges	0	0	0	0	0	229,000
<b>TOTAL ADMINISTRATION</b>	<b>0</b>	<b>0</b>	<b>0</b>	<b>0</b>	<b>0</b>	<b>1,333,822</b>
<b>TELECOMMUNICATION</b>						
Personnel Services	385,737	479,498	716,262	647,338	560,234	496,428
Materials and Supplies	19,974	37,891	29,901	47,911	44,860	34,971
Contractual Services	356,640	395,929	474,466	542,996	440,123	456,071
Other Charges	0	0	50,000	6,325	6,325	0
Capital Outlay	2,351	9,200	0	0	0	0
Debt Service	633	633	0	0	0	0
<b>TOTAL TELECOMMUNICATION</b>	<b>765,334</b>	<b>923,152</b>	<b>1,270,629</b>	<b>1,244,570</b>	<b>1,051,542</b>	<b>987,470</b>
<b>RADIO COMMUNICATIONS</b>						
Personnel Services	135,954	145,325	150,033	150,033	155,575	156,702
Materials and Supplies	6,833	53,419	17,428	21,641	14,117	17,372
Contractual Services	523,980	502,613	528,033	548,498	531,846	536,939
Capital Outlay	92,913	75,432	80,000	77,000	77,000	0
<b>TOTAL RADIO COMMUNICATIONS</b>	<b>759,680</b>	<b>776,789</b>	<b>775,494</b>	<b>797,172</b>	<b>778,538</b>	<b>711,013</b>

**CITY OF LAREDO, TEXAS**  
**INFORMATION TECHNOLOGY**  
**OPERATING FUND**  
**FY 2024 - 2025**

	<u>ACTUAL</u> <u>FY 21-22</u>	<u>ACTUAL</u> <u>FY 22-23</u>	<u>ORIGINAL</u> <u>BUDGET</u> <u>FY 23-24</u>	<u>AMENDED</u> <u>BUDGET</u> <u>FY 23-24</u>	<u>TOTAL</u> <u>ESTIMATE</u> <u>FY 23-24</u>	<u>PROPOSED</u> <u>BUDGET</u> <u>FY 24-25</u>
<b>MAINFRAME</b>						
Personnel Services	321,148	402,194	429,294	429,294	444,037	634,551
Materials and Supplies	46,840	15,519	11,000	17,133	3,464	14,100
Contractual Services	371,371	379,072	453,220	530,440	448,546	432,288
Other Charges	1	118	0	0	44	0
Capital Outlay	2,350	27,441	46,000	45,142	46,000	0
<b>TOTAL MAINFRAME</b>	<b>741,709</b>	<b>824,344</b>	<b>939,514</b>	<b>1,022,009</b>	<b>942,091</b>	<b>1,080,939</b>
<b>NETWORK</b>						
Personnel Services	813,159	992,374	1,140,825	1,140,825	1,176,890	1,329,294
Materials and Supplies	102,142	50,326	154,610	176,757	91,997	146,685
Contractual Services	184,529	299,729	441,221	467,757	240,489	407,293
Capital Outlay	0	24,320	0	77,986	51,000	0
<b>TOTAL NETWORK</b>	<b>1,099,830</b>	<b>1,366,750</b>	<b>1,736,656</b>	<b>1,863,325</b>	<b>1,560,376</b>	<b>1,883,272</b>
<b>I-NET</b>						
Personnel Services	642,978	626,332	506,082	506,082	692,633	760,282
Materials and Supplies	41,400	89,049	65,775	76,824	51,467	66,588
Contractual Services	537,078	554,330	496,347	682,166	682,047	521,024
Capital Outlay	12,170	0	25,000	25,000	25,000	0
<b>TOTAL I-NET</b>	<b>1,233,626</b>	<b>1,269,712</b>	<b>1,093,204</b>	<b>1,290,072</b>	<b>1,451,147</b>	<b>1,347,894</b>
<b>WiFi</b>						
Personnel Services	98,221	154,738	162,362	162,362	173,528	170,037
Materials and Supplies	50,310	22,995	66,926	36,238	36,141	86,450
Contractual Services	95,117	100,061	151,293	174,976	182,195	164,059
Capital Outlay	14,459	0	35,000	141,559	87,545	0
<b>TOTAL WiFi</b>	<b>258,107</b>	<b>277,794</b>	<b>415,581</b>	<b>515,135</b>	<b>479,409</b>	<b>420,546</b>
<b>CITY HALL ANNEX</b>						
Personnel Services	142,131	172,623	207,873	207,873	222,300	209,913
Materials and Supplies	42,939	80,012	32,308	118,703	50,271	35,808
Contractual Services	96,283	131,937	129,615	146,930	148,745	135,481
Capital Outlay	21,063	0	0	42,501	42,501	0
<b>TOTAL CITY HALL ANNEX</b>	<b>302,416</b>	<b>384,572</b>	<b>369,796</b>	<b>516,007</b>	<b>463,817</b>	<b>381,202</b>

**CITY OF LAREDO, TEXAS  
INFORMATION TECHNOLOGY  
OPERATING FUND  
FY 2024 - 2025**

	<u>ACTUAL FY 21-22</u>	<u>ACTUAL FY 22-23</u>	<u>ORIGINAL BUDGET FY 23-24</u>	<u>AMENDED BUDGET FY 23-24</u>	<u>TOTAL ESTIMATE FY 23-24</u>	<u>PROPOSED BUDGET FY 24-25</u>
<b>OPEN DATA</b>						
Personnel Services	72,938	73,206	166,651	166,651	76,264	78,888
Materials and Supplies	7,296	7,563	6,550	5,361	6,112	16,060
Contractual Services	154,305	164,115	186,548	191,298	174,223	183,265
<b>TOTAL OPEN DATA</b>	<b>234,540</b>	<b>244,883</b>	<b>359,749</b>	<b>363,310</b>	<b>256,599</b>	<b>278,213</b>
<b>CYBERSECURITY</b>						
Personnel Services	0	0	183,689	183,689	92,406	168,641
Materials and Supplies	0	0	500	500	500	500
Contractual Services	0	0	284,960	284,960	284,960	287,819
<b>TOTAL CYBERSECURITY</b>	<b>0</b>	<b>0</b>	<b>469,149</b>	<b>469,149</b>	<b>377,866</b>	<b>456,960</b>
<b>TOTAL EXPENDITURES</b>	<b>5,395,243</b>	<b>6,067,996</b>	<b>7,429,772</b>	<b>8,080,749</b>	<b>7,361,385</b>	<b>8,881,331</b>
<b>CLOSING BALANCE</b>	<b>\$490,512</b>	<b>\$635,199</b>	<b>\$275,147</b>	<b>(\$300,875)</b>	<b>\$432,450</b>	<b>\$503,885</b>
<b>ADJUSTMENTS</b>						
CHANGE IN LONG TERM DEBT	(25)	347	0	0	0	0
COMPENSATED ABSENCES	23,651	4,240	0	0	0	0
<b>TOTAL ADJUSTMENTS</b>	<b>23,626</b>	<b>4,587</b>	<b>0</b>	<b>0</b>	<b>0</b>	<b>0</b>
<b>ADJUSTED CLOSING BALANCE</b>	<b>\$514,138</b>	<b>\$639,786</b>	<b>\$275,147</b>	<b>(\$300,875)</b>	<b>\$432,450</b>	<b>\$503,885</b>

**City of Laredo, Texas  
I.S.T Department  
Major Fund Changes  
FY 2024-2025**

**REVENUES**

**Total Net Change from FY 23-24 to FY 24-25** **\$ 1,812,678**

**Major Revenue Changes**

**Variance**

IT Fees	\$ 1,856,362
800 MHz Radio Charges	(62,684)

**EXPENDITURES**

**Total Net Change from FY 23-24 to FY 24-25** **\$ 1,451,559**

**Major Expenditure Changes**

**Variance**

Computer Hardware / Software	\$ 812,950
Contract Labor	185,000
Reserve Aopropriation	179,000

## Department Requests

### Personnel Request

DIVISION	TITLE	GRADE	# OF REQUESTED	EST. COST W/BENEFITS	APPROVED POSITIONS	APPROVED AMOUNT
MAINFRAME	MIS Senior Analyst	210	1	93,416	1	93,416
	MIS Project Manager	210	1	93,416	1	93,416
NETWORK	Network Specialist II	210	1	93,416	1	93,416
I-NET	Network Specialist I	209	2	172,531		
WI-FI	Network Specialist I	209	2	172,531		
<b>Total Personnel Request</b>			<b>7</b>	<b>625,310</b>	<b>3</b>	<b>280,248</b>

### Additional Request

DIVISION	DESCRIPTION	AMOUNT REQUESTED	FUNDING SOURCE	APPROVED AMOUNT
NETWORK	<b>595-5525-512.07-00 COMPUTER HARDWARE/ SOFTWARE</b>			
	Microsoft M365 (2700) Licenses	550,000	Operation	550,000
	Barracuda Archiving For M365 - Cloud Migration	75,000	Operation	75,000
	Barracuda Email Security - For M365	100,000	Operation	100,000
	Misc. M365 Plug-ins	50,000	Operation	50,000
	<b>595-5525-513.55-40 CONTRACT LABOR</b>			
	M365 - Migration and Email Setup	75,000	Operation	75,000
	M365 - Domain Setup and Training	50,000	Operation	50,000
	MVP Support Services - Vendor Support	60,000	Operation	60,000
	<b>595-5525-513.55-88 SUPPORT SERVICES</b>			
	VMWare - New License From New Company	100,000		
	Possible 15% Increase on Contractual Services	21,000		
	Granicus - 15% Increase	18,000		
	CISCO AMP - New Enterprise Agreement	6,800		
I-NET	<b>595-5530-512.07-00 COMPUTER HARDWARE/SFTWARE</b>			
	IP - Phone Sets Upgrade	150,000		
	<b>595-5530-513.31-10 COMMUNICATIONS</b>			
	1GBPS To 5GBPS Internet Bandwidth Upgrade	18,000		
	<b>595-5530-513.55-88 SUPPORT SERVICES</b>			
	SolarWinds Application - IT Management Platform	37,100		
	Voice Over IP Call Manager System Upgrade	299,000		
Manage DNS Service Resolving CoL Websites	15,000	Operation	15,000	
Wi-Fi	<b>595-5536-512.07-00 COMPUTER HARDWARE / SFTWARE</b>			
	Surveillance Cameras for Qognify Mang. System	203,000		
	Qognify-Umbrella For Cameras	15,000	Operation	15,000
	<b>595-5536-513.31-10 COMMUNICATIONS</b>			
	2 New CradlePoints (Hotspots) in Chambers	1,200		
	<b>595-5536-513.55-88 SUPPORT SERVICES</b>			
	Wi-Fi Meraki Access Point License Renewal	25,000		
Warranty Renewal for Video Surveillance Servers	10,000	Operation	10,000	

DIVISION	DESCRIPTION	AMOUNT REQUESTED	FUNDING SOURCE	APPROVED AMOUNT
CYBER-SECURITY	<b>595-5539-512.07-00 COMPUTER HARDWARE / SOFTWARE</b>			
	Purchase of Equipment	8,750		
	<b>595-5539-512.08-00 CLOTHING AND LINEN</b>			
	Purchase of Uniforms	500		
	<b>595-5539-513.13-10 PROFESSIONAL DEVELOPMENT</b>			
	Travel for Training or Cybersec Conferences	2,500		
	<b>595-5539-513.13-30 TRAINING AND EDUCATION</b>			
	Training for Cybersecurity Team	2,500		
<b>Total Additional Requests</b>		<b>1,893,350</b>		<b>1,000,000</b>

**Capital Outlay Request**

DIVISION	DESCRIPTION	AMOUNT REQUESTED	FUNDING SOURCE	APPROVED AMOUNT
NETWORK	<b>595-5525-515.90-04 AUTOMOTIVE</b>			
	Two New Vehicles	52,000	2019 CO	52,000
I-NET	<b>595-5530-515.90-01 MACHINERY &amp; EQUIPMENT</b>			
	Uninterruptable Power Supply (UPS) Upgrade	610,000	2024 CO	610,000
	Internet Traffic Load Balancer	150,000		
	Access Control System for IST Rooms	1,300,000		
	<b>595-5530-515.90-02 COMPUTER HARDWARE</b>			
	Network Switches Upgrade	1,153,000	2024 CO	1,153,000
	Network Core Switch Upgrade - Telecom. Building	250,000	2024 CO	250,000
	<b>595-5530-515.90-04 AUTOMOTIVE</b>			
	Truck to Replace 2011 Ford Truck	45,000	2019 CO	45,000
Small SUV	26,000	2014 CO	26,000	
Wi-Fi	<b>595-5536-515.90-02 COMPUTER HARDWARE</b>			
	Upgrade of Video Surveillance Servers	502,000		
	<b>595-5536-515.90-04 AUTOMOTIVE</b>			
	Vehicle for Wi-Fi Personnel	45,000	2019 CO	45,000
	Bucket Truck to work in Confined Spaces	175,000	2019 CO	175,000
CITY HALL ANNEX	<b>595-5537-515.90-01 MACHINERY AND EQUIPMENT</b>			
	Unit Replacement RTU 6	10,083		
	Unit Replacement RTU 7	10,083		
	Unit Replacement RTU 8	12,502		
	Unit Replacement RTU 18	16,179		
<b>Total Capital Outlay Requests</b>		<b>4,356,847</b>		<b>2,356,000</b>

<b>Total IST Requests</b>		<b>6,875,507</b>		<b>3,636,248</b>
---------------------------	--	------------------	--	------------------

# Information Services & Telecommunications

## Mission Statement

Through eleven divisions, the Information Services and Telecommunications Department serves internal and external customers by providing technology services, infrastructure, and telecommunications to positively impact our growing and diverse community. The goal of our department is to positively impact areas such as IT operations, open government, sustainability, citizen access, and public safety.

## Key Functions

- Maintain and manage the 800 MHz P25 Trunked Two-Way Radio Communication System.
- Provide support to all city departments to improve efficiency and productivity in daily operations and in the planning and implementation of enterprise software.
- Promote new technology to minimize downtime, security risks and improve the stability and reliability of equipment and software used by City Departments
- Provide technical support to City Departments in designing, planning, and implementing Telecommunications Networks for Wi-Fi and IP-based security cameras.
- Data Publication and Management
- Cybersecurity Training, Network, Application, Information, Operation, and Physical Security

FY 2024 Accomplishments	FY 2025 Goals
<ul style="list-style-type: none"> <li>• Upgrade AT&amp;T Internet Circuit at Telecom Building from 1Gbps to 5Gbps of bandwidth</li> <li>• Network Communication and Hosted Voice implementation at Detox Center.</li> <li>• AT&amp;T's voice circuit upgrade, IP-Flex for Annex, City Hall and Telecom gateway.</li> <li>• Implemented Naviline Code Enforcement and Business Licensing</li> <li>• Implemented Utilities paperless billing option for customers.</li> <li>• Created multiple online forms and workflows to streamline processes and improve efficiencies.</li> <li>• Added a 4<sup>th</sup> radio tower site at San Isidro to improve the public safety radio system's coverage, including coverage within several school campuses in the area.</li> </ul>	<ul style="list-style-type: none"> <li>• Phone System upgrade with Hosted Voice service for the Fire and Health departments.</li> <li>• Implement Utilities billing phone app.</li> <li>• Implement upgrades to Transcore to the BOS &amp; RTSC systems for Bridge Department.</li> <li>• Implement online forms for Building Department.</li> <li>• Implement online payment portal for all applicable CoL department services that will integrate into the finance system directly.</li> </ul>

## Performance Measures

Outputs	Actual 21-22	Actual 22-23	Estimate 23-24	Target 24-25
Number of subscribers 800 MHZ radios supported	2,350	2,350	2,350	2,400
Number of Business Applications supported (iSeries)	39	43	43	55
General Support calls completed (iSeries)	4,300	5,100	5,500	6,000
User Accounts Supported (emails/network)	2,127	2,475	2,600	2,700
Number of servers supported	12	9	11	11
Number of Data Workflows supported (Open Data)	0	0	39	45
Number of I-Net supported sites	72	79	80	80
Number of Supported Surveillance Cameras	1,060	1,122	1,375	1,500
Cybersecurity Awareness Training percentage	-	100%	100%	100%

<b>Expenditures</b>					
<b>Information Service &amp; Telecommunications</b>	<b>Actual 21-22</b>	<b>Actual 22-23</b>	<b>Amended 23-24</b>	<b>Estimated 23-24</b>	<b>Proposed 24-25</b>
Personnel Services	2,612,267	3,046,290	3,663,071	3,593,867	4,004,736
Materials & Supplies	317,734	356,779	432,144	298,929	1,208,534
Contractual Services	2,319,302	2,527,783	3,570,021	3,133,174	3,439,061
Other Charges	1	118	6,325	6,369	229,000
Capital Outlay	145,306	136,393	409,188	329,046	0
Debt Service	633	633	0	0	0
<b>Total</b>	<b>5,395,243</b>	<b>6,067,996</b>	<b>8,080,749</b>	<b>7,361,385</b>	<b>8,881,331</b>



**CITY OF LAREDO, TEXAS**  
**PUBLIC EDUCATIONAL & GOVERNMENTAL (PEG)**  
**OPERATING FUND**  
**FY 2024 - 2025**

	<u>ACTUAL</u> <u>FY 21-22</u>	<u>ACTUAL</u> <u>FY 22-23</u>	<u>ORIGINAL</u> <u>BUDGET</u> <u>FY 23-24</u>	<u>AMENDED</u> <u>BUDGET</u> <u>FY 23-24</u>	<u>TOTAL</u> <u>ESTIMATE</u> <u>FY 23-24</u>	<u>PROPOSED</u> <u>BUDGET</u> <u>FY 24-25</u>
<b>OPENING BALANCE</b>	<b>\$1,835,500</b>	<b>\$2,110,757</b>	<b>\$808,443</b>	<b>\$1,438,360</b>	<b>\$1,438,360</b>	<b>\$1,350,420</b>
<b>REVENUES</b>						
<b>PEG FUNDS</b>						
Fees and Collections	328,807	315,482	316,000	316,000	262,053	228,000
Rents, Royalties and Interest	11,079	84,835	50,400	50,400	78,400	64,300
<b>TOTAL PEG FUNDS</b>	<b>339,887</b>	<b>400,317</b>	<b>366,400</b>	<b>366,400</b>	<b>340,453</b>	<b>292,300</b>
<b>TOTAL REVENUES</b>	<b>339,887</b>	<b>400,317</b>	<b>366,400</b>	<b>366,400</b>	<b>340,453</b>	<b>292,300</b>
<b>TOTAL AVAILABLE</b>	<b>2,175,387</b>	<b>2,511,074</b>	<b>1,174,843</b>	<b>1,804,760</b>	<b>1,778,813</b>	<b>1,642,720</b>
<b>EXPENDITURES</b>						
<b>PEG FUNDS</b>						
Materials and Supplies	11,953	21,177	25,000	34,922	9,200	0
Contractual Services	0	206,660	0	32,707	276	0
Other Charges	0	0	341,400	76,030	0	292,300
Capital Outlay	52,677	844,878	0	578,711	418,917	0
<b>TOTAL PEG FUNDS</b>	<b>64,630</b>	<b>1,072,714</b>	<b>366,400</b>	<b>722,370</b>	<b>428,393</b>	<b>292,300</b>
<b>TOTAL EXPENDITURES</b>	<b>64,630</b>	<b>1,072,714</b>	<b>366,400</b>	<b>722,370</b>	<b>428,393</b>	<b>292,300</b>
<b>CLOSING BALANCE</b>	<b>\$2,110,757</b>	<b>\$1,438,360</b>	<b>\$808,443</b>	<b>\$1,082,390</b>	<b>\$1,350,420</b>	<b>\$1,350,420</b>

**CITY OF LAREDO, TEXAS**  
**911 REGIONAL COMMUNICATION**  
**OPERATING FUND**  
**FY 2024 - 2025**

	<u>ACTUAL</u> <u>FY 21-22</u>	<u>ACTUAL</u> <u>FY 22-23</u>	<u>ORIGINAL</u> <u>BUDGET</u> <u>FY 23-24</u>	<u>AMENDED</u> <u>BUDGET</u> <u>FY 23-24</u>	<u>TOTAL</u> <u>ESTIMATE</u> <u>FY 23-24</u>	<u>PROPOSED</u> <u>BUDGET</u> <u>FY 24-25</u>
<b>OPENING BALANCE</b>	<b>\$0</b>	<b>\$0</b>	<b>\$75,782</b>	<b>\$0</b>	<b>\$0</b>	<b>\$0</b>
<b>REVENUES</b>						
Intergovernmental Revenue	2,060,405	2,409,492	2,662,681	7,496,397	3,038,328	2,559,022
Rents, Royalties and Interest	252	0	0	487	874	0
Reimburse and Miscellaneous	0	111	0	0	0	0
<b>TOTAL REVENUES</b>	<b>2,060,656</b>	<b>2,409,602</b>	<b>2,662,681</b>	<b>7,496,884</b>	<b>3,039,202</b>	<b>2,559,022</b>
<b>TOTAL AVAILABLE</b>	<b>2,060,656</b>	<b>2,409,602</b>	<b>2,738,463</b>	<b>7,496,884</b>	<b>3,039,202</b>	<b>2,559,022</b>
<b>EXPENDITURES</b>						
<b>911 REGIONAL-WEBB COUNTY</b>						
Materials and Supplies	38,409	0	0	64,995	64,995	0
Contractual Services	91,527	11,644	44,600	157,106	80,502	80,502
<b>TOTAL 911 REGIONAL-WEBB COUNTY</b>	<b>129,936</b>	<b>11,644</b>	<b>44,600</b>	<b>222,101</b>	<b>145,497</b>	<b>80,502</b>
<b>911 REGIONAL-JIM HOGG</b>						
Materials and Supplies	21,992	5,000	0	40,035	40,035	0
Contractual Services	17,742	3,633	10,610	38,774	4,896	21,396
<b>TOTAL 911 REGIONAL-JIM HOGG</b>	<b>39,734</b>	<b>8,633</b>	<b>10,610</b>	<b>78,809</b>	<b>44,931</b>	<b>21,396</b>
<b>911 REGIONAL-STARR COUNTY</b>						
Materials and Supplies	49,568	5,000	0	120,023	120,023	0
Contractual Services	51,291	35,300	42,536	137,788	81,590	81,590
<b>TOTAL 911 REGIONAL-STARR COUNTY</b>	<b>100,860</b>	<b>40,300</b>	<b>42,536</b>	<b>257,811</b>	<b>201,613</b>	<b>81,590</b>
<b>911 REGIONAL-ZAPATA</b>						
Materials and Supplies	21,992	5,000	0	40,033	40,033	0
Contractual Services	11,284	2,257	11,366	36,935	5,858	22,358
<b>TOTAL 911 REGIONAL-ZAPATA</b>	<b>33,276</b>	<b>7,257</b>	<b>11,366</b>	<b>76,968</b>	<b>45,891</b>	<b>22,358</b>

**CITY OF LAREDO, TEXAS**  
**911 REGIONAL COMMUNICATION**  
**OPERATING FUND**  
**FY 2024 - 2025**

	<u>ACTUAL</u> FY 21-22	<u>ACTUAL</u> FY 22-23	<u>ORIGINAL</u> BUDGET FY 23-24	<u>AMENDED</u> BUDGET FY 23-24	<u>TOTAL</u> ESTIMATE FY 23-24	<u>PROPOSED</u> BUDGET FY 24-25
<b>911 REGIONAL-OTHER</b>						
Personnel Services	388,423	427,437	530,501	956,759	443,904	549,092
Materials and Supplies	75,769	34,001	71,561	209,285	30,450	18,462
Contractual Services	1,253,857	1,838,615	1,656,595	4,836,505	1,826,222	1,784,932
Other Charges	0	0	70,200	70,812	0	0
Capital Outlay	38,169	41,083	299,854	862,566	299,854	0
Debt Service	633	633	640	1,050	840	690
<b>TOTAL 911 REGIONAL-OTHER</b>	<b>1,756,851</b>	<b>2,341,768</b>	<b>2,629,351</b>	<b>6,936,977</b>	<b>2,601,270</b>	<b>2,353,176</b>
<b>TOTAL EXPENDITURES</b>	<b>2,060,656</b>	<b>2,409,602</b>	<b>2,738,463</b>	<b>7,572,666</b>	<b>3,039,202</b>	<b>2,559,022</b>
<b>CLOSING BALANCE</b>	<b>\$0</b>	<b>\$0</b>	<b>\$0</b>	<b>(\$75,782)</b>	<b>\$0</b>	<b>\$0</b>

# 9-1-1 Administration

## Mission Statement

To ensure reliable access to 9-1-1 Emergency Services for the South Texas Region, including Webb, Jim Hogg, Starr, and Zapata Counties and maintain regional compliance to meet state regulations.

## Key Functions

- Provide 9-1-1 Infrastructure and Service
- Provide 9-1-1 Public Education
- Provide Regional Compliance for PSAPs

FY 2024 Accomplishments	FY 2025 Goals
<ul style="list-style-type: none"> <li>• 9-1-1 Calls Received - 243,119</li> <li>• Distributed 47,162 Public Education Items and 16,223,328 Public Education Impressions</li> <li>• Completed 32 compliance visits (8 per quarter)</li> </ul>	<ul style="list-style-type: none"> <li>• 9-1-1 Calls Expected to Receive – 192,000</li> <li>• Distribute 100,000 Public Education Items/ Billboard Impressions</li> <li>• Complete 32 compliance visits per year (8 per quarter)</li> </ul>

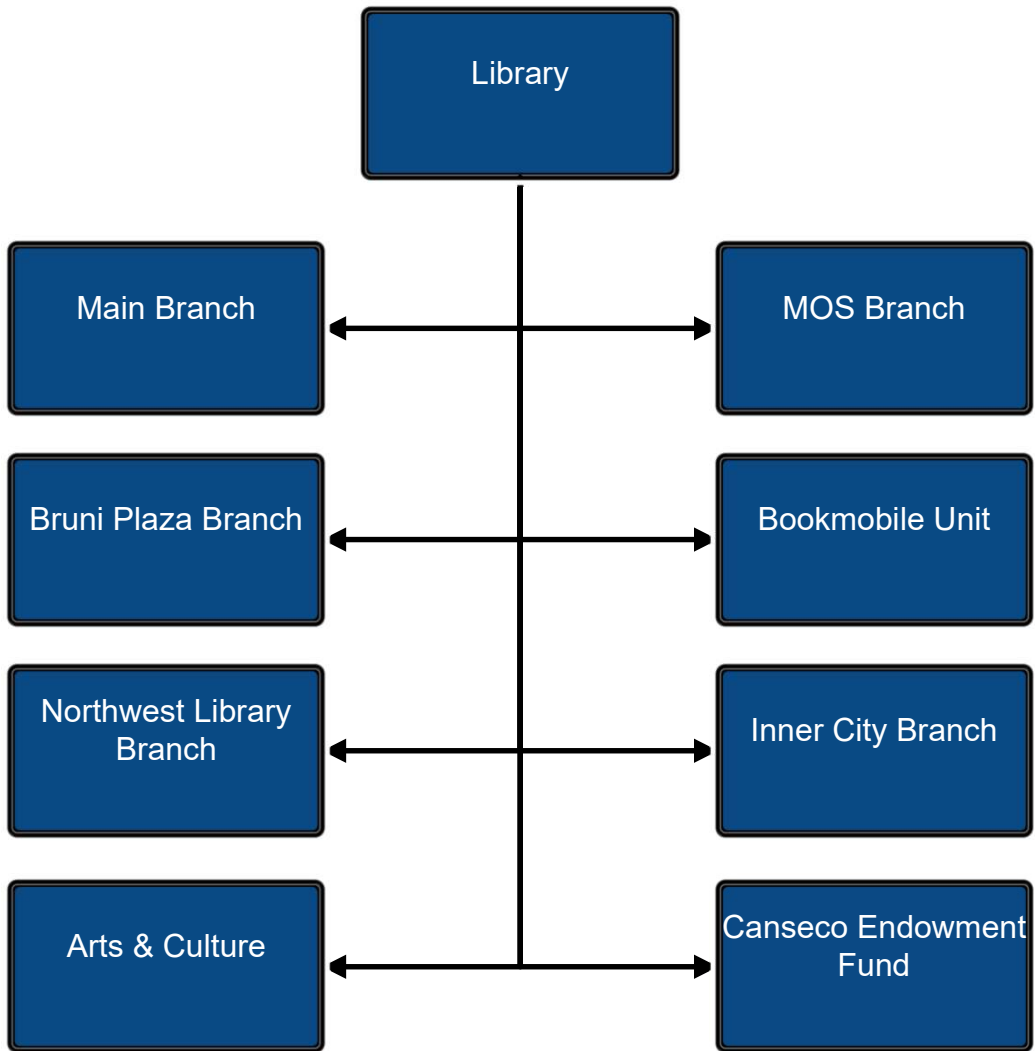
## Performance Measures

Outputs	Actual 21-22	Actual 22-23	Estimate 23-24	Target 24-25
9-1-1 Calls Received	206,333	243,119	207,197	192,000
Public Education Items & Impressions	14,871,384	16,270,490	16,269,571	100,000
Compliance Visits	32	32	32	32

## Expenditures

9-1-1	Actual 21-22	Actual 22-23	Amended 23-24	Estimated 23-24	Proposed 24-25
Personnel Services	388,421	427,436	956,759	443,904	549,092
Materials & Supplies	207,730	49,000	474,371	295,536	18,462
Contractual Services	1,425,703	1,891,450	5,207,108	1,999,068	1,990,778
Other Charges	0	0	70,812	0	0
Capital Outlay	38,169	41,083	862,566	299,854	0
Debt Service	633	633	1,050	840	690
<b>Total</b>	<b>2,060,656</b>	<b>2,409,602</b>	<b>7,572,666</b>	<b>3,039,202</b>	<b>2,559,022</b>





**CITY OF LAREDO, TEXAS  
GENERAL FUND SUMMARY  
EXPENDITURES  
FY 2024-2025**

EXPENDITURES	ACTUAL FY 21-22	ACTUAL FY 22-23	ORIGINAL BUDGET FY 23-24	AMENDED BUDGET FY 23-24	TOTAL ESTIMATE FY 23-24	PROPOSED BUDGET FY 24-25
<b>Library</b>						
Library - Main Branch						
Personnel Services	1,662,252	1,720,484	1,930,271	1,930,271	1,930,271	1,952,287
Materials and Supplies	412,508	397,690	413,722	448,731	456,361	412,669
Contractual Services	461,340	476,473	515,690	537,870	539,659	544,249
Other Charges	(31)	(19)	35	35	135	35
Capital Outlay	7,221	64,205	-	-	-	-
Debt Service	633	633	603	603	628	603
<b>Subtotal Library - Main Branch</b>	<b>2,543,923</b>	<b>2,659,466</b>	<b>2,860,321</b>	<b>2,917,510</b>	<b>2,927,054</b>	<b>2,909,843</b>
Library - MOS Branch						
Personnel Services	549,668	587,167	667,668	667,668	667,668	714,954
Materials and Supplies	189,295	173,821	176,363	193,047	194,349	176,405
Contractual Services	167,779	174,373	178,205	189,783	188,667	184,517
Other Charges	-	-	35	35	35	35
Capital Outlay	2,460	-	-	-	-	-
<b>Subtotal Library - MOS Branch</b>	<b>909,202</b>	<b>935,361</b>	<b>1,022,271</b>	<b>1,050,533</b>	<b>1,050,719</b>	<b>1,075,911</b>
Library - Bruni Plaza Branch						
Personnel Services	13,550	99,806	127,299	127,299	127,299	131,697
Materials and Supplies	16,595	23,880	24,525	25,937	26,057	24,899
Contractual Services	15,735	21,936	23,346	38,395	38,313	34,954
Debt Service	545	545	603	603	603	603
<b>Subtotal Library - Bruni Plaza Branch</b>	<b>46,425</b>	<b>146,167</b>	<b>175,773</b>	<b>192,234</b>	<b>192,272</b>	<b>192,153</b>
Library - Bookmobile Unit						
Personnel Services	8,217	61,114	67,433	67,433	67,433	69,840
Materials and Supplies	6,979	5,640	7,226	7,863	7,863	7,287
Contractual Services	4,724	13,683	7,902	7,852	7,902	7,362
<b>Subtotal Library - Bookmobile Unit</b>	<b>19,920</b>	<b>80,437</b>	<b>82,561</b>	<b>83,148</b>	<b>83,198</b>	<b>84,489</b>
Northwest Library						
Personnel Services	135,092	126,600	160,760	160,760	160,760	141,479
Materials and Supplies	36,473	50,673	47,779	56,762	57,763	47,779
Contractual Services	32,819	67,633	44,075	59,045	47,515	42,012
Other Charges	-	-	5	5	5	5
<b>Subtotal Northwest Library</b>	<b>204,384</b>	<b>244,906</b>	<b>252,619</b>	<b>276,572</b>	<b>266,043</b>	<b>231,275</b>
Inner City Branch						
Personnel Services	69,548	70,875	162,395	162,395	162,395	159,453
Materials and Supplies	36,523	46,136	41,262	46,412	46,962	40,662
Contractual Services	43,317	32,604	37,220	40,051	39,551	51,992
Other Charges	7	-	30	30	30	30
Debt Service	545	545	603	603	544	603
<b>Subtotal Inner City Branch</b>	<b>149,940</b>	<b>150,160</b>	<b>241,510</b>	<b>249,491</b>	<b>249,482</b>	<b>252,740</b>
Arts & Culture						
Personnel Services	-	-	-	-	-	80,105
<b>Subtotal Arts &amp; Culture</b>	<b>-</b>	<b>-</b>	<b>-</b>	<b>-</b>	<b>-</b>	<b>80,105</b>
<b>Total Library</b>	<b>3,873,794</b>	<b>4,216,497</b>	<b>4,635,055</b>	<b>4,769,488</b>	<b>4,768,768</b>	<b>4,826,516</b>

**City of Laredo, Texas  
Library Department  
Major Fund Changes  
FY 2024-2025**

**EXPENDITURES**

Total Net Change from FY 23-24 to FY 24-25 **\$ 191,461**

**Major Expenditure Changes****Variance**

Personnel	133,989
Water	30,000
I-Net Charges	25,466



## Department Requests

### Additional Requests

DIVISION	DESCRIPTION	AMOUNT REQUESTED	FUNDING SOURCE	APPROVED AMOUNT
<b>BRUNI PLAZA BRANCH</b>	<b>101-3520-553.20-30 MACHINERY &amp; EQUIPMENT</b>			
	Replacement of AC Unit	5,707	Current	5,707
	<b>101-3520-553.55-30 SECURITY SERVICES</b>			
	Security guards for evening	12,090	Operation	12,090
<b>Total Additional Budget Requests</b>		<b>17,797</b>		<b>17,797</b>

### Capital Outlay Request

DIVISION	DESCRIPTION	AMOUNT REQUESTED	FUNDING SOURCE	APPROVED AMOUNT
<b>MOS BRANCH</b>	<b>101-3515-555.90-04 AUTOMOTIVE</b>			
	Small Suv	25,981	2017 CO	25,981
<b>Total Capital Outlay Requests</b>		<b>25,981</b>		<b>25,981</b>

<b>Total Library Requests</b>		<b>43,778</b>		<b>43,778</b>
-------------------------------	--	---------------	--	---------------

# Public Library

## Mission Statement

The mission of the Laredo Public Libraries is to provide resources and services to meet the informational, educational, professional, and recreational needs of all Webb County citizens.

## Key Functions

- Promote and support literacy and education for all ages
- Provide access to information and resources
- Provide access to technology and the digital world
- Provide services and programs to meet the needs of the community
- Provide a safe and welcoming community gathering place

## FY 2024 Accomplishments

- Texas State Library and Archives Commission accreditation
- Bruni Plaza Library Branch & The Mobile Library are fully operational
- NASA @My Library Solar Science Grant
- Improved Online Catalog for greater accessibility

## FY 2025 Goals

- Continue to meet Texas State Library and Archives Commission accreditation standards
- Implement E-Rate Grant infrastructure upgrades
- Continue seeking out new grants for services and programs
- Improve Library spaces to meet community needs

## Performance Measures

Outputs	Actual 21-22	Actual 22-23	Estimate 23-24	Target 24-25
Total patrons served	826,089	883,464	1,103,139	1,158,296
Total number of visitors	211,536	239,585	286,734	301,071
Total materials available for use	308,105	314,953	321,253	337,316
Total number of new library cards issued	6,532	6,977	6,237	6,549
Total number of programs provided	1,285	1,844	2,018	2,119
Total program attendance	28,192	59,516	79,077	83,031

## Expenditures

Public Library	Actual 21-22	Actual 22-23	Amended 23-24	Estimated 23-24	Proposed 24-25
Personnel Services	2,438,327	2,666,046	3,115,826	3,115,826	3,249,815
Materials & Supplies	698,373	697,840	779,102	789,355	709,701
Contractual Services	725,714	786,702	872,646	861,607	865,086
Other Charges	-24	-19	105	205	105
Capital Outlay	9,681	64,205	0	0	0
Debt Service	1,723	1,723	1,809	1,775	1,809
<b>Total</b>	<b>3,873,794</b>	<b>4,216,497</b>	<b>4,769,488</b>	<b>4,768,768</b>	<b>4,826,516</b>

**CITY OF LAREDO, TEXAS  
CANSECO ENDOWEMENT  
OPERATING FUND  
FY 2024 - 2025**

	<u>ACTUAL FY 21-22</u>	<u>ACTUAL FY 22-23</u>	<u>ORIGINAL BUDGET FY 23-24</u>	<u>AMENDED BUDGET FY 23-24</u>	<u>TOTAL ESTIMATE FY 23-24</u>	<u>PROPOSED BUDGET FY 24-25</u>
<b>OPENING BALANCE</b>	\$79,281	\$79,728	\$83,028	\$82,950	\$82,950	\$87,250
<b>REVENUES</b>						
Rents, Royalties and Interest	447	3,221	3,300	3,300	4,300	4,000
<b>TOTAL REVENUES</b>	<b>447</b>	<b>3,221</b>	<b>3,300</b>	<b>3,300</b>	<b>4,300</b>	<b>4,000</b>
<b>TOTAL AVAILABLE</b>	<b>79,728</b>	<b>82,950</b>	<b>86,328</b>	<b>86,250</b>	<b>87,250</b>	<b>91,250</b>
<b>EXPENDITURES</b>						
<b>CANSECO ENDOWMENT</b>						
Materials and Supplies	0	0	9,191	9,191	0	9,191
Contractual Services	0	0	6,599	6,599	0	6,599
<b>TOTAL CANSECO ENDOWMENT</b>	<b>0</b>	<b>0</b>	<b>15,790</b>	<b>15,790</b>	<b>0</b>	<b>15,790</b>
<b>TOTAL EXPENDITURES</b>	<b>0</b>	<b>0</b>	<b>15,790</b>	<b>15,790</b>	<b>0</b>	<b>15,790</b>
<b>CLOSING BALANCE</b>	<b>\$79,728</b>	<b>\$82,950</b>	<b>\$70,538</b>	<b>\$70,460</b>	<b>\$87,250</b>	<b>\$75,460</b>

Marketing &  
Communication

**CITY OF LAREDO, TEXAS  
GENERAL FUND SUMMARY  
EXPENDITURES  
FY 2024-2025**

EXPENDITURES	ACTUAL FY 21-22	ACTUAL FY 22-23	ORIGINAL BUDGET FY 23-24	AMENDED BUDGET FY 23-24	TOTAL ESTIMATE FY 23-24	PROPOSED BUDGET FY 24-25
<b>Marketing and Communications</b>						
Marketing						
Other Charges	-	-	-	-	-	205,000
Subtotal Marketing	-	-	-	-	-	205,000
<b>Total Marketing and Communications</b>	-	-	-	-	-	<b>205,000</b>

Mayor & City Council

**CITY OF LAREDO, TEXAS  
GENERAL FUND SUMMARY  
EXPENDITURES  
FY 2024-2025**

EXPENDITURES	ACTUAL FY 21-22	ACTUAL FY 22-23	ORIGINAL BUDGET FY 23-24	AMENDED BUDGET FY 23-24	TOTAL ESTIMATE FY 23-24	PROPOSED BUDGET FY 24-25
<b>Mayor and City Council</b>						
Mayor and City Council						
Personnel Services	493,216	501,675	494,480	494,480	494,480	501,164
Materials and Supplies	33,679	33,200	31,416	44,641	34,389	32,200
Contractual Services	504,716	523,679	572,830	709,465	563,054	551,909
Capital Outlay	262	-	-	-	-	-
Subtotal Mayor and City Council	<u>1,031,873</u>	<u>1,058,554</u>	<u>1,098,726</u>	<u>1,248,586</u>	<u>1,091,923</u>	<u>1,085,273</u>
Internal Audit						
Personnel Services	330,648	276,376	368,200	368,200	516,280	-
Materials and Supplies	4,546	3,108	5,145	5,145	5,145	-
Contractual Services	14,764	15,530	26,575	26,592	26,465	-
Subtotal Internal Audit	<u>349,958</u>	<u>295,014</u>	<u>399,920</u>	<u>399,937</u>	<u>547,890</u>	<u>-</u>
<b>Total Mayor and City Council</b>	<b><u>1,381,831</u></b>	<b><u>1,353,568</u></b>	<b><u>1,498,646</u></b>	<b><u>1,648,523</u></b>	<b><u>1,639,813</u></b>	<b><u>1,085,273</u></b>

**City of Laredo, Texas  
Mayor and City Council  
Major Fund Changes  
FY 2024-2025**

**EXPENDITURES**

Total Net Change from FY 23-24 to FY 24-25 **\$ (413,373)**

**Major Expenditure Changes**

**Variance**

Personnel	(361,516)
I-Net Charges	(6,030)
Communications	(9,414)

***\*Note: Internal Audit has been moved to its own department- \$(399,920)***



# Mayor & City Council

## Mission Statement

Provide political leadership with a focus on job creation, economic diversity, international trade, and advocacy at local, state, federal, and international levels

## Key Functions

- Being an advocate for any local, state, federal and international
- Enrich the community through various project
- Providing response to any concerns within their district
- Enhance safety throughout the community

## Expenditures

Mayor and City Council	Actual 21-22	Actual 22-23	Amended 23-24	Estimated 23-24	Proposed 24-25
Personnel Services	823,864	778,051	862,680	1,010,760	501,164
Materials & Supplies	38,225	36,308	49,786	39,534	32,200
Contractual Services	519,480	539,209	736,057	589,519	551,909
Capital Outlay	262	0	0	0	0
<b>Total</b>	<b>1,381,831</b>	<b>1,353,568</b>	<b>1,648,523</b>	<b>1,639,813</b>	<b>1,085,273</b>

Municipal Court

**CITY OF LAREDO, TEXAS  
GENERAL FUND SUMMARY  
EXPENDITURES  
FY 2024-2025**

EXPENDITURES	ACTUAL FY 21-22	ACTUAL FY 22-23	ORIGINAL BUDGET FY 23-24	AMENDED BUDGET FY 23-24	TOTAL ESTIMATE FY 23-24	PROPOSED BUDGET FY 24-25
<b>GENERAL GOVERNMENT</b>						
<b>Municipal Court</b>						
Personnel Services	1,774,962	2,243,353	2,672,708	2,672,708	2,661,155	2,774,281
Materials and Supplies	163,641	92,759	67,008	163,325	150,434	138,768
Contractual Services	525,413	590,457	647,514	600,330	737,635	778,668
Other Charges	903	(1,184)	124,196	124,196	250	60,125
Capital Outlay	33,111	162,903	30,000	60,147	64,935	65,000
Debt Service	86,137	86,137	86,200	86,200	86,200	86,137
<b>Total Municipal Court</b>	<b>2,584,167</b>	<b>3,174,425</b>	<b>3,627,626</b>	<b>3,706,906</b>	<b>3,700,609</b>	<b>3,902,979</b>

**City of Laredo, Texas  
Municipal Court  
Major Fund Changes  
FY 2024-2025**

**EXPENDITURES**

Total Net Change from FY 23-24 to FY 24-25

**\$ 275,353****Major Expenditure Changes****Variance**

Bank Service Fees

\$ 156,000

Personnel

101,573

Furnishings

42,760

## Department Requests

### Additional Requests

DIVISION	DESCRIPTION	AMOUNT REQUESTED	FUNDING SOURCE	APPROVED AMOUNT
MUNICIPAL COURT	<b>101-1400-513-55-04 BANK SERVICE FEES</b>			
	Bank Service Fees Increase	156,000	Operation	156,000
<b>Total Municipal Court Requests</b>		<b>156,000</b>		<b>156,000</b>

### Capital Outlay Request

DIVISION	DESCRIPTION	AMOUNT REQUESTED	FUNDING SOURCE	APPROVED AMOUNT
MUNICIPAL COURT	<b>101-1400-515.93-01 IMPROVE OTHER THAN BLDGS</b>			
	Upgrade Access Control System	65,000	Operation	65,000
<b>Total Capital Outlay Requests</b>		<b>65,000</b>		<b>65,000</b>
<b>Total Municipal Court Requests</b>		<b>221,000</b>		<b>221,000</b>

# Laredo Municipal Court

## Mission Statement

Provide a forum for a fair and impartial trial and disposition of all City ordinance violations and State Law Class C misdemeanor violations and do so as expeditiously as possible without adversely affecting the quality of justice.

## Key Functions

- Manage daily court operations
- Practice correct judicial processes and procedures that adhere to state laws and local ordinances
- Ensure all court functions and duties are properly performed with the upmost dignity and professionalism
- Ensure customer service best practices are adopted and courtesy is exercised by all court staff and extended to all court users
- Help court users understand court processes and procedures
- Strive to be accessible to all court users
- Maintain impartiality and procedural fairness among all court users
- Maintain the physical exterior/interior appearance of the court and ensure proper court decorum is maintained

FY 2024 Accomplishments	FY 2025 Goals
<ul style="list-style-type: none"> <li>• Implemented a queueing system for court check improving the court experience – less confusion, less wait time, better access, etc.</li> <li>• Enhanced building security by replacing fence providing increased security</li> <li>• Increased number of court outreach events increasing access to the court</li> </ul>	<ul style="list-style-type: none"> <li>• Complete Standard Operation Procedures (SOP) Manual</li> <li>• Improve and increase use of online customer portal for case resolution</li> <li>• Increase resources to reduce the amount of days it takes to reach the bench/jury trial date</li> </ul>

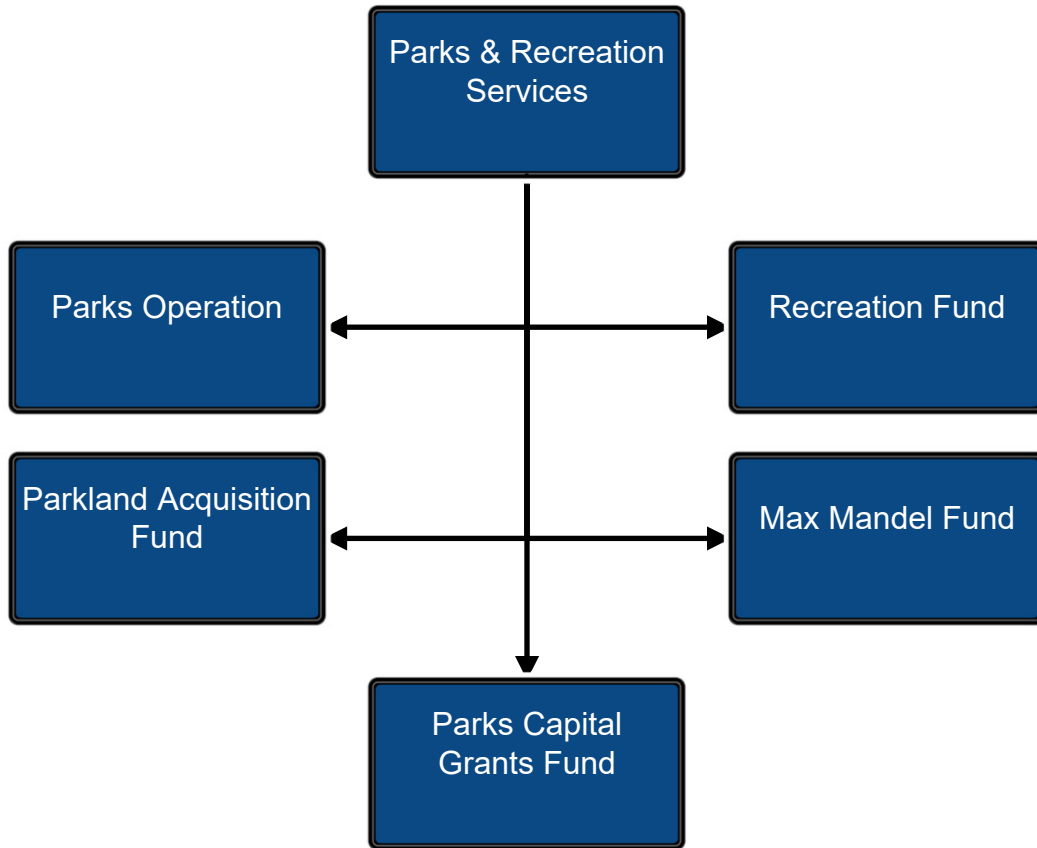
## Performance Measures

Outputs	Actual 21-22	Actual 22-23	Estimate 23-24	Target 24-25
Fine, fees and costs collected	\$5,786,439	\$5,877,054	\$6,390,178	\$6,468,186
Cases filed	54,410	51,202	61,200	62,000
Cases disposed	68,873	82,713	82,748	83,000
Total notifications sent (mail, text/call)	57,468	382,509	516,459	530,000
Court outreach/community events	2	7	8	8

## Expenditures

Laredo Municipal Court	Actual 21-22	Actual 22-23	Amended 23-24	Estimated 23-24	Proposed 24-25
Personnel Services	1,774,962	2,243,353	2,672,708	2,661,155	2,774,281
Materials & Supplies	163,641	92,759	163,325	150,434	138,768
Contractual Services	525,413	590,457	600,330	737,635	778,668
Other Charges	903	1,184	124,196	250	60,125
Capital Outlay	33,111	162,903	60,147	64,935	65,000
Debt Service	86,137	86,137	86,200	86,200	86,137
<b>Total</b>	<b>2,584,167</b>	<b>3,174,425</b>	<b>3,706,906</b>	<b>3,700,609</b>	<b>3,902,979</b>







**CITY OF LAREDO, TEXAS  
GENERAL FUND SUMMARY  
EXPENDITURES  
FY 2024-2025**

EXPENDITURES	ACTUAL FY 21-22	ACTUAL FY 22-23	ORIGINAL BUDGET FY 23-24	AMENDED BUDGET FY 23-24	TOTAL ESTIMATE FY 23-24	PROPOSED BUDGET FY 24-25
<b>Parks and Recreation Services</b>						
Parks Administration						
Personnel Services	684,536	790,864	907,698	907,698	866,881	798,065
Materials and Supplies	41,509	35,917	25,899	26,291	26,291	27,085
Contractual Services	62,717	115,540	84,481	92,695	110,164	101,453
Capital Outlay	-	18,100	-	-	-	-
Debt Service	1,178	1,178	1,303	1,303	1,303	1,303
<b>Subtotal Parks Administration</b>	<b>789,940</b>	<b>961,599</b>	<b>1,019,381</b>	<b>1,027,987</b>	<b>1,004,639</b>	<b>927,906</b>
Parks Maintenance						
Personnel Services	2,560,370	3,701,098	5,145,342	5,145,342	5,316,409	4,865,771
Materials and Supplies	800,780	961,510	791,785	850,613	858,813	831,346
Contractual Services	3,273,100	3,785,825	3,841,514	4,032,321	3,935,269	4,223,237
Other Charges	-	(250)	-	-	-	-
Capital Outlay	-	13,660	-	80,400	-	-
<b>Subtotal Parks Maintenance</b>	<b>6,634,250</b>	<b>8,461,843</b>	<b>9,778,641</b>	<b>10,108,676</b>	<b>10,110,491</b>	<b>9,920,354</b>
Horticulture/Forestry						
Personnel Services	199,432	209,689	215,828	215,828	224,650	223,685
Materials and Supplies	51,627	69,475	66,058	80,853	80,853	66,889
Contractual Services	16,078	89,788	67,790	29,990	91,198	88,895
<b>Subtotal Horticulture/Forestry</b>	<b>267,137</b>	<b>368,952</b>	<b>349,676</b>	<b>326,671</b>	<b>396,701</b>	<b>379,469</b>
Aquatics						
Personnel Services	1,158,932	1,540,613	1,772,858	1,772,858	1,772,858	1,779,743
Materials and Supplies	401,226	423,576	333,721	442,388	443,888	337,470
Contractual Services	69,738	126,108	210,961	171,050	169,550	218,610
Other Charges	(10)	(21)	-	-	-	-
Debt Service	545	545	600	600	543	600
<b>Subtotal Aquatics</b>	<b>1,630,431</b>	<b>2,090,821</b>	<b>2,318,140</b>	<b>2,386,896</b>	<b>2,386,839</b>	<b>2,336,423</b>
Recreation Centers						
Personnel Services	1,973,395	2,978,287	4,251,772	4,251,772	4,251,772	4,371,032
Materials and Supplies	349,900	333,549	324,398	360,455	369,596	300,478
Contractual Services	1,160,193	1,190,530	1,220,104	1,330,691	1,298,965	1,268,015
Other Charges	15	(1,313)	154,569	169	-	154,569
Capital Outlay	83,101	92,888	-	25,095	-	-
Debt Service	5,796	5,796	6,376	6,376	5,658	6,376
<b>Subtotal Recreation Centers</b>	<b>3,572,400</b>	<b>4,599,737</b>	<b>5,957,219</b>	<b>5,974,558</b>	<b>5,925,991</b>	<b>6,100,470</b>
Special Events						
Personnel Services	-	-	-	-	-	499,463
Materials and Supplies	-	-	-	-	-	26,200
Contractual Services	-	-	-	-	-	51,600
<b>Subtotal Special Events</b>	<b>-</b>	<b>-</b>	<b>-</b>	<b>-</b>	<b>-</b>	<b>577,263</b>
Construction Maintenance						
Personnel Services	-	-	-	-	-	1,033,148
<b>Subtotal Construction Maintenance</b>	<b>-</b>	<b>-</b>	<b>-</b>	<b>-</b>	<b>-</b>	<b>1,033,148</b>
<b>Total Parks and Recreation</b>	<b>12,894,158</b>	<b>16,482,952</b>	<b>19,423,057</b>	<b>19,824,788</b>	<b>19,824,661</b>	<b>21,275,033</b>

**City of Laredo  
Parks and Recreation Services  
Major Fund Changes  
FY2024-2025**

**EXPENDITURES**

**Total Net Change from FY 23-24 to FY 24-25** **\$ 1,851,976**

**Major Expenditure Changes**

**Variance**

Personnel	1,277,409
Vehicle Maintenance	267,000
I-Net Charges	112,447
Water	50,000
Motor Fuel	47,607
Gas	42,000
Electricity	36,935
Rental of Land/Building	20,359

## Department Requests

### Personnel Request

DIVISION	TITLE	GRADE	# OF REQUESTED	EST. COST W/BENEFITS	APPROVED POSITIONS	APPROVED AMOUNT
PARKS MAINTENANCE	Groundskeeper	202	12	646,072	12	646,072
	Parks Crew Leader	203	3	170,913	3	170,913
AQUATICS	Lifeguard (seasonal) (.31)		5	15,224		
RECREATION CENTER	Recreational Specialist		2	103,005		
	Recreational Specialist (PT)		5	75,302		
	Playground Assistant (Seasonal) (.48)		10	72,290		
RIVER MAINTENANCE	Groundskeeper	202	10	347,925		
	Parks Crew Leader	203	2	72,790		
SPECIAL EVENTS	Special Event Superintendent	212	1	110,821	1	110,821
	Special Event Manager	208	1	47,216		
	Administrative Assistant	205	1	64,925		
	Special Event Crew Leader	205	1	39,802		
	Special Event Worker	202	5	273,354		
<b>Total Personnel Request</b>			<b>58</b>	<b>2,039,639</b>	<b>16</b>	<b>927,806</b>

### Additional Requests

DIVISION	DESCRIPTION	AMOUNT REQUESTED	FUNDING SOURCE	APPROVED AMOUNT
PARKS MAINTENANCE	<b>101-3115-552.24-10 SAFETY EQUIPMENT</b>			
	Fire Extinguishers	11,800	Current	11,800
	<b>101-3115-552.30-10 REPAIRS TO BLDGS &amp; IMPRO</b>			
	To repairs playground materials & due to inflation	150,000		
RECREATION CENTER	<b>101-3125-553.20-30 MACHINERY &amp; EQUIPMENT</b>			
	A/C repairs and Ladrillera roof	200,000	Current	200,000
<b>Total Additional Requests</b>		<b>361,800</b>		<b>211,800</b>

### Capital Outlay Request

DIVISION	DESCRIPTION	AMOUNT REQUESTED	FUNDING SOURCE	APPROVED AMOUNT
PARKS MAINTENANCE	<b>101-3115-555.90-01 MACHINERY &amp; EQUIPMENT</b>			
	Torpedo Equipment	6,700		
	Trailer	12,369		
	2 Hot Water Trailer	47,970		
	<b>101-3115-555.90-04 AUTOMOTIVE</b>			
	Four John Deere	108,321	2019 CO	108,321
	Grapple Truck	237,100	2019 CO	237,100
	Eight Ford F-250	395,000	2019 CO	395,000
HORTICULTURE /FORESTRY	<b>101-3119-555.90-04 AUTOMOTIVE</b>			
	2 Ford F-250 Crew Cab Trucks	105,375	2015 CO	105,375
	Utility Tractor	44,759	2015 CO	44,759
	Backhoe	14,516	2015 CO	14,516
	Load Trail dump truck	13,528	2015 CO	13,528
<b>Total Capital Outlay Requests</b>		<b>985,638</b>		<b>918,599</b>
<b>Total Parks &amp; Recreation Requests</b>		<b>3,387,077</b>		<b>2,058,205</b>

# Parks and Recreation Department

## Mission Statement

To enhance the quality of life by providing and maintaining welcoming parks, diverse and accessible recreation programs, memorable events, and outdoor celebrations and promoting individual and community health through recreation in response to the public.

## Key Functions

- Provide maintenance and infrastructure improvements to over 1,370 acres of parks, trails, fields, and playgrounds
- Plan, develop and create new parks, from landscaping to amenities, in both existing and new residential developments
- Operate 8 recreation centers, 1 mini fitness center, 2 centers dedicated to senior programming, and 1 boxing gym. Provide recreation activities while managing the daily programs and maintaining a clean, safe environment for the community
- Operate and maintain 7 swimming pools, aquatics programming, 14 splash parks, and 1 water park
- Provides management and maintenance of 5 tennis court complexes; 21 tennis courts spread out across the four quadrants of the City as well as oversight of 6 courts which are available to the Laredo community due to an Agreement between City of Laredo and United Day School for joint use

FY 2024 Accomplishments	FY 2025 Goals
<ul style="list-style-type: none"> <li>• Arturo Benavides Sr. Memorial Park – New Splash Pad</li> <li>• All 8 Districts – Mommy &amp; Me swing sets</li> <li>• All 8 Districts – Shades</li> <li>• Surveillance</li> <li>• Jarvis and Bruni’s Plaza’s – New Benches</li> <li>• St Peter’s Plaza’s – New Benches and Trashcans</li> <li>• Lafayette – Fitness Stations and Beautification</li> <li>• Vietnam Veteran’s Memorial @ North Central Park – Fitness Clusters</li> <li>• Senator Judith Zaffirini Park – Mini Pitch</li> <li>• Las Brisas – New Playground</li> <li>• Santa Fe – New Playground</li> <li>• Azteca Park - Basketball shade and mural</li> <li>• Los Martinez Park – Basketball court, Trail and Lighting</li> </ul>	<ul style="list-style-type: none"> <li>• Implement a special needs Division to enhance Inclusive Programming in Aquatics and Recreation Facilities</li> <li>• Focus on MOUs with local entities regarding joint use of facilities</li> <li>• Seek regional and State tourneys for various sports through various affiliations</li> <li>• Incorporate new inventory and work order system</li> <li>• Amend Parkland Dedication Ordinance to modify fees and land dedication and also Code of Ordinances, Chapter 23 Parks and Recreation Department, to increase Field Rental Fees</li> <li>• Incorporate an Inventory/Work Order software program for the department</li> <li>• Create a competitive sports program that provides citizens the opportunity to compete in local, regional, and state-wide competitions</li> <li>• Continue the installation of surveillance cameras in parks</li> <li>• Completion of Buena Vista Sports Complex</li> <li>• Construction of pickleball courts at Divine Mercy Park and Father McNaboe Park</li> <li>• Develop, replace and/or renovate parks throughout the City of Laredo</li> <li>• Build soccer fields at La Paz Park</li> <li>• Do tennis reconstruction project at George Pappas Market Tennis Court</li> <li>• Build a walking trail at Santa Fe park</li> <li>• Continue with Surveillance in Parks Program</li> </ul>

<b>Performance Measures</b>				
<b>Outputs</b>	<b>Actual 21-22</b>	<b>Actual 22-23</b>	<b>Estimate 23-24</b>	<b>Target 24-25</b>
Learn to Swim Class Participants	1,381	1,060	1,250	1,300
Water Zumba Participants	105	175	175	175
Adaptive Aquatics Participants	30	30	32	35
Water Aerobics	2,868	2,740	3,011	3,025
Lap Swimming	1,804	1,350	1,480	1,500
Adult Basketball League Participants	877	1,639	1,628	1,650
Tennis class attendance	2,404	5,296	5,152	5,400
Summer Camp Participants	762	1,008	835	950
Recreation Center Members	15,154	18,190	17,237	17,500

<b>Expenditures</b>					
<b>Parks and Recreation</b>	<b>Actual 21-22</b>	<b>Actual 22-23</b>	<b>Amended 23-24</b>	<b>Estimated 23-24</b>	<b>Proposed 24-25</b>
Personnel Services	6,576,665	9,220,551	12,293,498	12,432,570	13,570,907
Materials & Supplies	1,645,042	1,824,027	1,760,600	1,779,441	1,589,468
Contractual Services	4,581,826	5,307,791	5,656,747	5,605,146	5,951,810
Other Charges	5	-1,584	169	0	154,569
Capital Outlay	83,101	124,648	105,495	0	0
Debt Service	7,519	7,519	8,279	7,504	8,279
<b>Total</b>	<b>12,894,158</b>	<b>16,482,952</b>	<b>19,824,788</b>	<b>19,824,661</b>	<b>21,275,033</b>

**CITY OF LAREDO, TEXAS  
RECREATION  
OPERATING FUND  
FY 2024 - 2025**

	<u>ACTUAL FY 21-22</u>	<u>ACTUAL FY 22-23</u>	<u>ORIGINAL BUDGET FY 23-24</u>	<u>AMENDED BUDGET FY 23-24</u>	<u>TOTAL ESTIMATE FY 23-24</u>	<u>PROPOSED BUDGET FY 24-25</u>
<b>OPENING BALANCE</b>	<b>\$545,380</b>	<b>\$592,271</b>	<b>\$538,367</b>	<b>\$712,721</b>	<b>\$712,721</b>	<b>\$794,229</b>
<b>REVENUES</b>						
Fees and Collections	248,982	429,255	476,200	476,200	486,700	511,700
Rents, Royalties and Interest	3,406	25,387	22,900	22,900	33,800	29,700
Other Financing Sources	203,858	270,247	300,054	300,054	303,416	300,094
<b>TOTAL REVENUES</b>	<b>456,245</b>	<b>724,888</b>	<b>799,154</b>	<b>799,154</b>	<b>823,916</b>	<b>841,494</b>
<b>TOTAL AVAILABLE</b>	<b>1,001,625</b>	<b>1,317,160</b>	<b>1,337,521</b>	<b>1,511,875</b>	<b>1,536,637</b>	<b>1,635,723</b>
<b>EXPENDITURES</b>						
<b>PARKS ADMINISTRATION</b>						
Personnel Services	34,668	45,860	57,250	57,250	57,250	58,310
Materials and Supplies	0	24,121	28,190	5,190	28,190	24,080
Contractual Services	7,941	6,288	13,256	22,456	17,456	40,346
Other Charges	0	0	75,000	132	0	665,374
Capital Outlay	0	0	0	21,818	21,818	0
<b>TOTAL PARKS ADMINISTRATION</b>	<b>42,609</b>	<b>76,268</b>	<b>173,696</b>	<b>106,846</b>	<b>124,714</b>	<b>788,110</b>
<b>PARKS MAINTENANCE</b>						
Materials and Supplies	15,667	4,980	7,000	7,242	7,242	7,000
Contractual Services	44,608	45,854	50,000	80,029	70,029	50,000
Capital Outlay	39,597	45,137	0	0	0	0
<b>TOTAL PARKS MAINTENANCE</b>	<b>99,872</b>	<b>95,970</b>	<b>57,000</b>	<b>87,271</b>	<b>77,271</b>	<b>57,000</b>
<b>SOFTBALL LEAGUE</b>						
Materials and Supplies	5,003	7,687	21,634	32,794	26,569	21,634
Contractual Services	1,574	5,489	10,251	20,251	10,251	10,251
Other Charges	6	(6)	15	15	15	15
<b>TOTAL SOFTBALL LEAGUE</b>	<b>6,583</b>	<b>13,170</b>	<b>31,900</b>	<b>53,060</b>	<b>36,835</b>	<b>31,900</b>

**CITY OF LAREDO, TEXAS  
RECREATION  
OPERATING FUND  
FY 2024 - 2025**

	<u>ACTUAL FY 21-22</u>	<u>ACTUAL FY 22-23</u>	<u>ORIGINAL BUDGET FY 23-24</u>	<u>AMENDED BUDGET FY 23-24</u>	<u>TOTAL ESTIMATE FY 23-24</u>	<u>PROPOSED BUDGET FY 24-25</u>
<b>BASEBALL LEAGUE</b>						
Contractual Services	1,290	0	2,000	2,000	2,000	2,000
<b>TOTAL BASEBALL LEAGUE</b>	<b>1,290</b>	<b>0</b>	<b>2,000</b>	<b>2,000</b>	<b>2,000</b>	<b>2,000</b>
<b>BASKETBALL LEAGUE</b>						
Materials and Supplies	2,249	1,824	6,500	7,176	7,142	4,294
Contractual Services	0	0	500	3,550	3,550	3,500
Other Charges	300	0	0	0	0	0
<b>TOTAL BASKETBALL LEAGUE</b>	<b>2,549</b>	<b>1,824</b>	<b>7,000</b>	<b>10,726</b>	<b>10,692</b>	<b>7,794</b>
<b>CLASSES &amp; LESSONS</b>						
Materials and Supplies	0	0	500	980	980	500
Contractual Services	60,756	134,200	123,500	162,300	125,300	153,000
<b>TOTAL CLASSES &amp; LESSONS</b>	<b>60,756</b>	<b>134,200</b>	<b>124,000</b>	<b>163,280</b>	<b>126,280</b>	<b>153,500</b>
<b>VOLLEYBALL LEAGUE</b>						
Materials and Supplies	0	0	200	200	200	200
Contractual Services	0	0	1,000	1,000	1,000	1,000
<b>TOTAL VOLLEYBALL LEAGUE</b>	<b>0</b>	<b>0</b>	<b>1,200</b>	<b>1,200</b>	<b>1,200</b>	<b>1,200</b>
<b>SWIMMING LESSONS</b>						
Contractual Services	0	7,960	15,000	8,000	15,000	15,000
<b>TOTAL SWIMMING LESSONS</b>	<b>0</b>	<b>7,960</b>	<b>15,000</b>	<b>8,000</b>	<b>15,000</b>	<b>15,000</b>
<b>HOT/MOT SPONSORED EVENTS</b>						
Personnel Services	108,294	136,293	23,968	23,968	123,474	24,013
Materials and Supplies	70,420	117,782	126,086	182,563	179,942	126,081
Contractual Services	16,981	20,972	0	14,585	0	0
Other Charges	0	0	150,000	82,300	0	150,000
<b>TOTAL HOT/MOT SPONSORED EVENTS</b>	<b>195,695</b>	<b>275,047</b>	<b>300,054</b>	<b>303,416</b>	<b>303,416</b>	<b>300,094</b>

**CITY OF LAREDO, TEXAS  
RECREATION  
OPERATING FUND  
FY 2024 - 2025**

	<u>ACTUAL FY 21-22</u>	<u>ACTUAL FY 22-23</u>	<u>ORIGINAL BUDGET FY 23-24</u>	<u>AMENDED BUDGET FY 23-24</u>	<u>TOTAL ESTIMATE FY 23-24</u>	<u>PROPOSED BUDGET FY 24-25</u>
<b>FLAG FOOTBALL</b>						
Other Charges	0	0	45,000	45,000	45,000	45,000
<b>TOTAL FLAG FOOTBALL</b>	<b>0</b>	<b>0</b>	<b>45,000</b>	<b>45,000</b>	<b>45,000</b>	<b>45,000</b>
<b>TOTAL EXPENDITURES</b>	<b>409,354</b>	<b>604,439</b>	<b>756,850</b>	<b>780,799</b>	<b>742,408</b>	<b>1,401,598</b>
<b>CLOSING BALANCE</b>	<b>\$592,271</b>	<b>\$712,721</b>	<b>\$580,671</b>	<b>\$731,076</b>	<b>\$794,229</b>	<b>\$234,125</b>



**City of Laredo, Texas  
Recreation Fund  
Major Fund Changes  
FY 2024-2025**

**REVENUES**

**Total Net Change from FY 23-24 to FY 24-25** **\$ 42,340**

<u><b>Major Revenue Changes</b></u>	<u><b>Variance</b></u>
Classes & Lessons	25,000
Interest Earnings	6,800
Softball League Fees	4,500

**EXPENDITURES**

**Total Net Change from FY 23-24 to FY 24-25** **\$ 644,748**

<u><b>Major Expenditure Changes</b></u>	<u><b>Variance</b></u>
Personnel	1,105
Restricted Reserve	590,374
Contract Labor	32,500
Administrative Fees	17,727

**CITY OF LAREDO, TEXAS  
MAX MANDEL GOLF COURSE  
OPERATING FUND  
FY 2024 - 2025**

	<u>ACTUAL FY 21-22</u>	<u>ACTUAL FY 22-23</u>	<u>ORIGINAL BUDGET FY 23-24</u>	<u>AMENDED BUDGET FY 23-24</u>	<u>TOTAL ESTIMATE FY 23-24</u>	<u>PROPOSED BUDGET FY 24-25</u>
<b>OPENING BALANCE</b>	<b>\$110,031</b>	<b>\$109,851</b>	<b>\$0</b>	<b>\$39,517</b>	<b>\$39,517</b>	<b>\$0</b>
<b>REVENUES</b>						
Charges for Services	1,048,405	889,807	1,053,706	1,053,706	877,644	1,212,600
Reimburse and Miscellaneous	59,152	0	0	0	0	0
Other Financing Sources	789,895	703,819	666,980	666,980	994,695	840,554
<b>TOTAL REVENUES</b>	<b>1,897,452</b>	<b>1,593,626</b>	<b>1,720,686</b>	<b>1,720,686</b>	<b>1,872,339</b>	<b>2,053,154</b>
<b>TOTAL AVAILABLE</b>	<b>2,007,483</b>	<b>1,703,477</b>	<b>1,720,686</b>	<b>1,760,203</b>	<b>1,911,856</b>	<b>2,053,154</b>
<b>EXPENDITURES</b>						
<b>GOLF COURSE</b>						
Materials and Supplies	4,705	0	0	0	0	0
Contractual Services	1,892,927	1,663,960	1,708,942	1,714,768	1,911,856	2,053,154
Other Charges	0	0	11,744	11,744	0	0
<b>TOTAL GOLF COURSE</b>	<b>1,897,632</b>	<b>1,663,960</b>	<b>1,720,686</b>	<b>1,726,512</b>	<b>1,911,856</b>	<b>2,053,154</b>
<b>TOTAL EXPENDITURES</b>	<b>1,897,632</b>	<b>1,663,960</b>	<b>1,720,686</b>	<b>1,726,512</b>	<b>1,911,856</b>	<b>2,053,154</b>
<b>CLOSING BALANCE</b>	<b>\$109,851</b>	<b>\$39,517</b>	<b>\$0</b>	<b>\$33,691</b>	<b>\$0</b>	<b>\$0</b>

**City of Laredo, Texas**  
**Max Mandel Golf Course Operating Fund**  
**Major Fund Changes**  
**FY 2024 - 2025**

**REVENUES**

**Total Net Change from FY 23-24 to FY 24-25** **\$ 332,468**

<b>Major Revenues Changes</b>	<b>Variance</b>
Green Fees	\$ 191,069
Transfer In: General Fund	173,574
Pro Shop	(18,860)
Food & Beverage	(19,115)

**EXPENDITURES**

**Total Net Change from FY 23-24 to FY 24-25** **\$ 332,468**

<b>Major Expenditures Changes</b>	<b>Variance</b>
Cost of Sales	224,304
Operating Expenses	171,516
ProShop	(61,122)

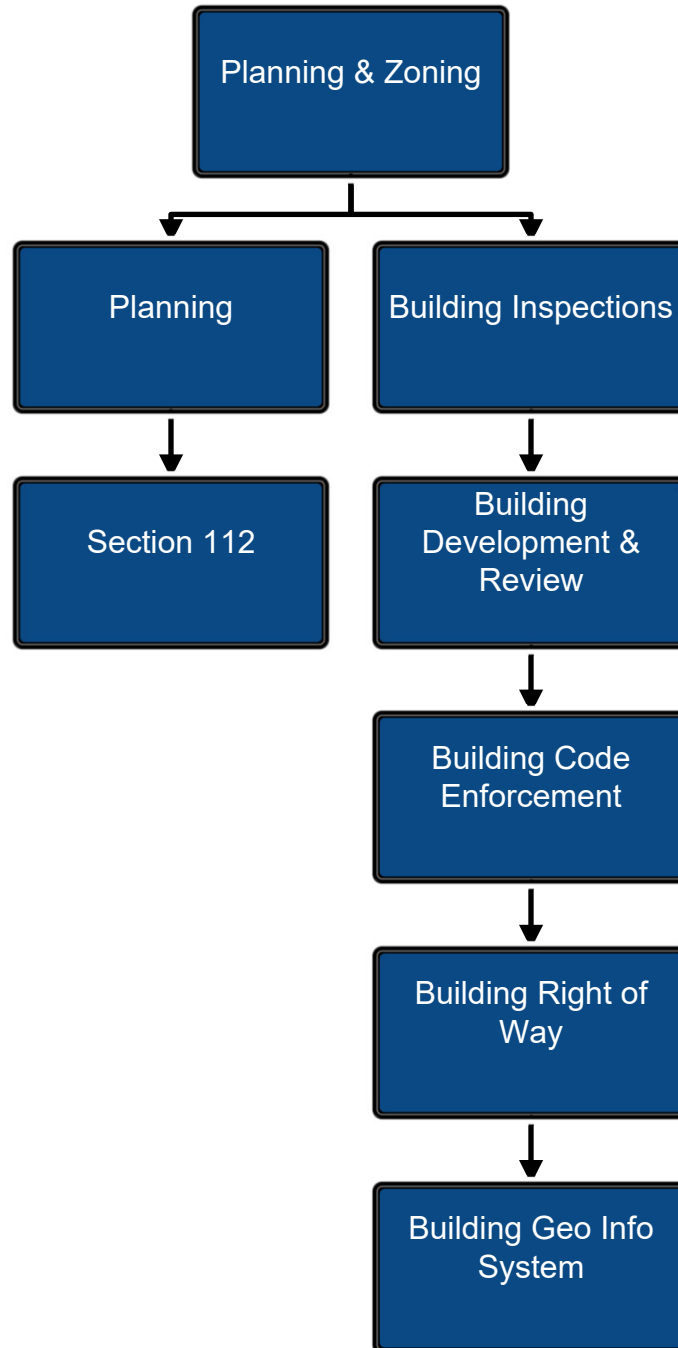
**CITY OF LAREDO, TEXAS**  
**PARKLAND ACQUISITION/PARK IMPROV FUND**

**FY 2024 - 2025**

	<u>ACTUAL</u> <u>FY 21-22</u>	<u>ACTUAL</u> <u>FY 22-23</u>	<u>ORIGINAL</u> <u>BUDGET</u> <u>FY 23-24</u>	<u>AMENDED</u> <u>BUDGET</u> <u>FY 23-24</u>	<u>TOTAL</u> <u>ESTIMATE</u> <u>FY 23-24</u>	<u>PROPOSED</u> <u>BUDGET</u> <u>FY 24-25</u>
<b>OPENING BALANCE</b>	<b>\$1,200,093</b>	<b>\$1,643,634</b>	<b>\$805,144</b>	<b>\$1,741,689</b>	<b>\$1,741,689</b>	<b>\$1</b>
<b>REVENUES</b>						
Fees and Collections	336,909	268,470	1,000,000	1,773,206	1,750,284	275,000
Rents, Royalties and Interest	8,601	66,166	42,400	83,354	83,354	65,000
Reimburse and Miscellaneous	129,078	76,275	118,286	230,360	253,282	80,000
<b>TOTAL REVENUES</b>	<b>474,588</b>	<b>410,911</b>	<b>1,160,686</b>	<b>2,086,920</b>	<b>2,086,920</b>	<b>420,000</b>
<b>TOTAL AVAILABLE</b>	<b>1,674,681</b>	<b>2,054,545</b>	<b>1,965,830</b>	<b>3,828,609</b>	<b>3,828,609</b>	<b>420,001</b>
<b>EXPENDITURES</b>						
<b>STREET CONSTRUCTION</b>						
Personnel Services	0	0	0	1	0	0
<b>TOTAL STREET CONSTRUCTION</b>	<b>0</b>	<b>0</b>	<b>0</b>	<b>1</b>	<b>0</b>	<b>0</b>
<b>CONSTRUCTION</b>						
Materials and Supplies	0	0	0	1,000	1,000	0
Contractual Services	0	16,339	0	2	2	0
<b>TOTAL CONSTRUCTION</b>	<b>0</b>	<b>16,339</b>	<b>0</b>	<b>1,002</b>	<b>1,002</b>	<b>0</b>
<b>PARKLAND AND IMPROVEMENTS</b>						
Materials and Supplies	11,283	0	50,000	154,633	154,633	50,000
Other Charges	0	0	0	49,500	49,500	0
Capital Outlay	19,764	296,517	1,110,686	2,555,675	3,623,473	370,000
Intergovernmental Transfers	0	0	0	325,000	0	0
<b>TOTAL PARKLAND AND IMPROVEMENTS</b>	<b>31,047</b>	<b>296,517</b>	<b>1,160,686</b>	<b>3,084,808</b>	<b>3,827,606</b>	<b>420,000</b>
<b>TOTAL EXPENDITURES</b>	<b>31,047</b>	<b>312,856</b>	<b>1,160,686</b>	<b>3,085,811</b>	<b>3,828,608</b>	<b>420,000</b>
<b>CLOSING BALANCE</b>	<b>\$1,643,634</b>	<b>\$1,741,689</b>	<b>\$805,144</b>	<b>\$742,798</b>	<b>\$1</b>	<b>\$1</b>

**CITY OF LAREDO, TEXAS**  
**PARKS CAPITAL GRANTS**  
**CAPITAL PROJECTS FUND**  
**FY 2024 - 2025**

	<u>ACTUAL</u> <u>FY 21-22</u>	<u>ACTUAL</u> <u>FY 22-23</u>	<u>ORIGINAL</u> <u>BUDGET</u> <u>FY 23-24</u>	<u>AMENDED</u> <u>BUDGET</u> <u>FY 23-24</u>	<u>TOTAL</u> <u>ESTIMATE</u> <u>FY 23-24</u>	<u>PROPOSED</u> <u>BUDGET</u> <u>FY 24-25</u>
<b>OPENING BALANCE</b>	<b>\$240</b>	<b>\$241</b>	<b>\$241</b>	<b>\$251</b>	<b>\$251</b>	<b>\$0</b>
<b>REVENUES</b>						
Intergovernmental Revenue	0	0	0	1,087,181	1,087,181	0
Rents, Royalties and Interest	1	10	0	0	0	0
Reimburse and Miscellaneous	0	0	0	1,515,743	1,890,743	0
Other Financing Sources	0	0	0	112,115	112,115	0
<b>TX PARKS &amp; WILDLIFE GRANT</b>						
Intergovernmental Revenue	0	0	0	567,100	267,100	0
Other Financing Sources	0	0	0	141,775	66,775	0
<b>TOTAL TX PARKS &amp; WILDLIFE GRANT</b>	<b>0</b>	<b>0</b>	<b>0</b>	<b>708,875</b>	<b>333,875</b>	<b>0</b>
<b>TOTAL REVENUES</b>	<b>1</b>	<b>10</b>	<b>0</b>	<b>3,423,914</b>	<b>3,423,914</b>	<b>0</b>
<b>TOTAL AVAILABLE</b>	<b>241</b>	<b>251</b>	<b>241</b>	<b>3,424,165</b>	<b>3,424,165</b>	<b>0</b>
<b>EXPENDITURES</b>						
<b>PARKS GRANTS</b>						
Other Charges	0	0	0	1,515,743	250	0
Capital Outlay	0	0	0	1,199,297	3,090,040	0
<b>TOTAL PARKS GRANTS</b>	<b>0</b>	<b>0</b>	<b>0</b>	<b>2,715,040</b>	<b>3,090,290</b>	<b>0</b>
<b>TX PARKS &amp; WILDLIFE GRANT</b>						
Capital Outlay	0	0	0	708,875	333,875	0
<b>TOTAL TX PARKS &amp; WILDLIFE GRANT</b>	<b>0</b>	<b>0</b>	<b>0</b>	<b>708,875</b>	<b>333,875</b>	<b>0</b>
<b>TOTAL EXPENDITURES</b>	<b>0</b>	<b>0</b>	<b>0</b>	<b>3,423,915</b>	<b>3,424,165</b>	<b>0</b>
<b>CLOSING BALANCE</b>	<b>\$241</b>	<b>\$251</b>	<b>\$241</b>	<b>\$250</b>	<b>\$0</b>	<b>\$0</b>



**CITY OF LAREDO, TEXAS  
GENERAL FUND SUMMARY  
EXPENDITURES  
FY 2024-2025**

EXPENDITURES	ACTUAL FY 21-22	ACTUAL FY 22-23	ORIGINAL BUDGET FY 23-24	AMENDED BUDGET FY 23-24	TOTAL ESTIMATE FY 23-24	PROPOSED BUDGET FY 24-25
<b>Planning</b>						
Planning						
Personnel Services	846,967	988,802	1,168,622	1,168,622	1,019,466	1,203,317
Materials and Supplies	18,328	16,483	24,695	25,962	18,570	26,263
Contractual Services	57,067	80,458	75,331	86,243	62,804	92,044
Subtotal Planning	<u>922,362</u>	<u>1,085,743</u>	<u>1,268,648</u>	<u>1,280,827</u>	<u>1,100,840</u>	<u>1,321,624</u>
Planning Section 112 Grants						
Personnel Services	351,899	348,852	502,710	502,710	502,710	522,882
Materials and Supplies	4,446	10,119	14,200	15,912	15,382	16,184
Contractual Services	109,226	144,409	837,030	875,683	931,223	846,832
Other Charges	-	-	55,010	55,010	-	114,634
Subtotal Planning Section 112 Grants	<u>465,571</u>	<u>503,380</u>	<u>1,408,950</u>	<u>1,449,315</u>	<u>1,449,315</u>	<u>1,500,532</u>
Building Inspections						
Personnel Services	-	-	-	-	-	1,946,675
Materials and Supplies	-	-	-	-	-	127,438
Contractual Services	-	-	-	-	-	703,942
Debt Service	-	-	-	-	-	6,055
Subtotal Building Inspections	<u>-</u>	<u>-</u>	<u>-</u>	<u>-</u>	<u>-</u>	<u>2,784,110</u>
Building Development & Review						
Personnel Services	-	-	-	-	-	724,567
Materials and Supplies	-	-	-	-	-	9,295
Contractual Services	-	-	-	-	-	25,047
Subtotal Building Development & Review	<u>-</u>	<u>-</u>	<u>-</u>	<u>-</u>	<u>-</u>	<u>758,909</u>
Building Code Enforcement						
Personnel Services	-	-	-	-	-	383,886
Materials and Supplies	-	-	-	-	-	24,968
Contractual Services	-	-	-	-	-	137,987
Subtotal Code Enforcement	<u>-</u>	<u>-</u>	<u>-</u>	<u>-</u>	<u>-</u>	<u>546,841</u>
Building Right of Way						
Personnel Services	-	-	-	-	-	481,033
Materials and Supplies	-	-	-	-	-	12,277
Contractual Services	-	-	-	-	-	30,336
Subtotal Building Right of Way	<u>-</u>	<u>-</u>	<u>-</u>	<u>-</u>	<u>-</u>	<u>523,646</u>
Building Geo Info System						
Personnel Services	-	-	-	-	-	81,999
Materials and Supplies	-	-	-	-	-	4,512
Contractual Services	-	-	-	-	-	14,254
Subtotal Building Geo Info System	<u>-</u>	<u>-</u>	<u>-</u>	<u>-</u>	<u>-</u>	<u>100,765</u>
<b>Total Planning</b>	<b><u>1,387,933</u></b>	<b><u>1,589,123</u></b>	<b><u>2,677,598</u></b>	<b><u>2,730,142</u></b>	<b><u>2,550,155</u></b>	<b><u>7,536,427</u></b>

**City of Laredo, Texas  
Planning Department  
Major Fund Changes  
FY 2024-2025**

**EXPENDITURES**

**Total Net Change from FY 23-24 to FY 24-25** **\$ 4,767,247**

**Major Expenditure Changes**

**Variance**

Personnel	3,652,855
Support Services	382,250
I-Net Charges	144,695
Vehicle Maintenance	84,869
Bank Service Fees	79,277
Motor Fuel	75,124
Demolition Costs	73,851

***\*Note: Building Department has been moved into Planning- \$4,521,149***



**City of Laredo, Texas  
Planning Section 112  
Major Fund Changes  
FY 2024-2025**

**EXPENDITURES**

Total Net Change from FY 23-24 to FY 24-25 **\$ 91,582**

<u>Major Expenditure Changes</u>	<u>Variance</u>
Personnel	20,172
Reserve Apropriation	59,624
I-Net Charges	6,301

## Department Requests

### Personnel Request

DIVISION	TITLE	GRADE	# OF REQUESTED	EST. COST W/BENEFITS	APPROVED POSITIONS	APPROVED AMOUNT
PLANNING	Planner I	205	2	129,850		
BUILDING INSPECTIONS	Mechanical Inspector		1			
	Electrical Inspector I	206	1	70,439		
CODE ENFORCEMENT	Administrative Assistant	205	1	64,925		
	Zoning Enforcement Officer I	203	1	56,971		
PUBLIC RIGHT OF WAY	Administrative Assistant	205	1	64,925		
<b>Total Personnel Request</b>			<b>7</b>	<b>387,110</b>	<b>-</b>	<b>-</b>

### Additional Requests

DIVISION	DESCRIPTION	AMOUNT REQUESTED	FUNDING SOURCE	APPROVED AMOUNT
PLANNING	<b>101-2110-513.55-26 CONSULTANT FEE</b>			
	Planning services for land development code and subdivision ordinance	7,750	Operation	7,750
	Historic properties study	100,000		
	Translation of the study to Spanish	45,000	Current	45,000
	Future land use element and thoroughfare plan	50,000		
BUILDING INSPECTIONS	<b>101-2120-513.55-04 BANK SERVICE FEES</b>			
	Increase of Bank Service Fees	19,277	Operation	19,277
<b>Total Additional Requests</b>		<b>222,027</b>		<b>72,027</b>
<b>Total Planning Requests</b>		<b>609,137</b>		<b>72,027</b>

# Planning Department

## Mission Statement

To facilitate, guide, and support orderly growth and development by implementing adopted policies in order to enhance the health, safety and welfare of our community; and to protect the lives and safety of the public and to preserve the quality of life, contributing to the economic development of our city.

## Key Functions

- Prepare and review zone change, special use permit, conditional use permit, and planned unit development applications and present to the Planning and Zoning Commission and/or City Council.
- Prepare and review historic and board of adjustment applications and present to Historic Preservation and Board of Adjustment Commissions.
- Addressing applications for new addresses and verification of addresses.
- Prepare and review annexation applications and present to the Planning & Zoning Commission and/or City Council.
- Utility connection request for commercial properties within the ETJ
- Zoning Verification requests
- Review residential and commercial construction plans for ICC and Land Development Code Compliance
- Permit issuance of all types of building construction
- Inspections of all construction
- Monitor GIS up to date for plats, addressing, and flood zone
- Flood zone management
- Code enforcement for new businesses, amusement centers, signs, BYOB, parklet, and street vendors
- Enforce ROW ordinance and manage NEZ program

FY 2024 Accomplishments	FY 2025 Goals
<ul style="list-style-type: none"> <li>• Del Mar Overlay Study</li> <li>• Interim Director-AICP certified</li> <li>• Created Laredo overdose data for Health Dept.</li> <li>• Planners attended State Planning Conference</li> <li>• Assisted with Railroad Safety Grant Development</li> <li>• Attended Texas Historical Commission Conference-Online</li> <li>• GIS Analyst attended ESRI Gulf Coast Conference</li> <li>• GIS Software licenses for all Planners</li> <li>• Converted Planner I to Planner II</li> <li>• Cross training planners</li> <li>• Reduced plan review time on commercial projects from 210 days to 45 days</li> <li>• Resumed Building &amp; Substandard Commission meetings</li> <li>• Facilitated communication between departments by processing New Business applications through Avolve</li> <li>• Garage sale online access to pay fees and view weekly listings</li> </ul>	<ul style="list-style-type: none"> <li>• Railroad Safety Corridor Project-development</li> <li>• Clark Boulevard Overlay District</li> <li>• Municode integration of Land Development Code and Subdivision Ordinance</li> <li>• Increase Staffing levels (2 Planners 1 GIS Tech)</li> <li>• Upgrade software-for all online submittal, payment, and staff review</li> <li>• Update Land Use Map</li> <li>• Spanish Translation of the Comprehensive Plan</li> <li>• Promote AICP amongst planners</li> <li>• Adoption of 2021 ICC codes</li> <li>• Educate the public on building compliance</li> <li>• Software implementation: Selectron SelectTex &amp; Atlas Insight; Central Square Code Enforcement Module, and Adcomp digitation of applications</li> </ul>

<b>Performance Measures</b>				
<b>Outputs</b>	<b>Actual 21-22</b>	<b>Actual 22-23</b>	<b>Estimate 23-24</b>	<b>Target 24-25</b>
Zoning applications submitted and reviewed	110	115	112	113
Platting applications submitted and reviewed	262	298	280	285
Historic Preservation applications submitted and reviewed	12	4	8	7
Board of Adjustment applications submitted and reviewed	6	6	6	6
Utility connections applications submitted and reviewed	6	8	9	8
Number of permits issued	23,514	18,396	18,896	19,841
Number of inspections completed	33,350	30,281	33,126	34,782
Number of commercial projects reviewed	3,424	2,777	3,189	3,346
Number of zoning cases investigated	2,311	2,207	2,064	2,167

<b>Expenditures</b>					
<b>Planning Department</b>	<b>Actual 21-22</b>	<b>Actual 22-23</b>	<b>Amended 23-24</b>	<b>Estimated 23-24</b>	<b>Proposed 24-25</b>
Personnel Services	846,967	988,802	1,168,622	1,019,466	4,821,477
Materials & Supplies	18,328	16,483	25,962	18,570	204,753
Contractual Services	57,067	80,458	86,243	62,804	1,003,610
Debt Service	0	0	0	0	6,055
<b>Total</b>	<b>922,362</b>	<b>1,085,743</b>	<b>1,280,827</b>	<b>1,100,840</b>	<b>6,035,895</b>

# Planning: Section 112

## Mission Statement

To set transportation related policy, identify existing and future local transportation needs in cooperation with Texas Department of Transportation (TxDOT), and propose and recommend projects for all modes of transportation including mass transit and active transportation, with special attention to freight.

## Key Functions

- To develop and continue updating the Metropolitan Transportation Plan (MTP) and the Transportation Improvement Program (TIP)
- To provide staff support to the Laredo & Webb County Area Metropolitan Planning Organization (LWCAMPO)
- To secure funding for special transportation projects
- To recommend projects for all modes of urban transportation to governmental units responsible for program development and project implementation.
- To develop corridor and sub-area transportation planning studies

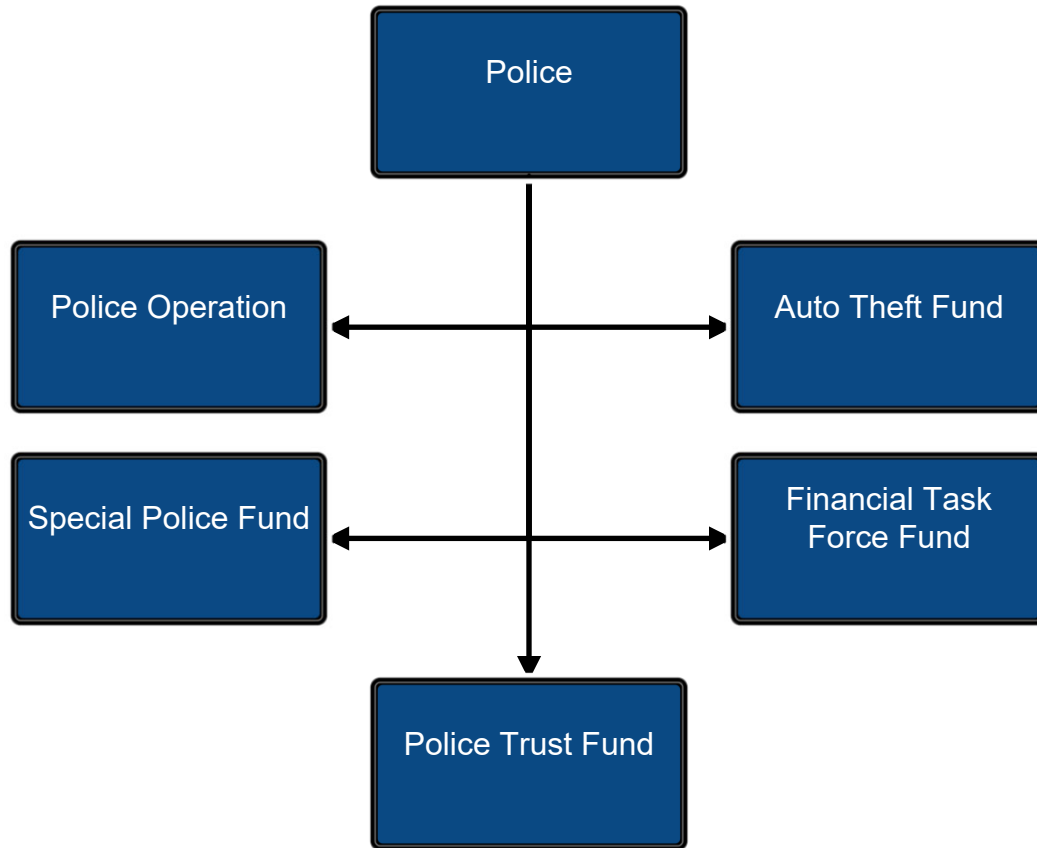
FY 2024 Accomplishments	FY 2025 Goals
<ul style="list-style-type: none"> <li>• Increased % utilization of available transportation planning funds.</li> <li>• Increased collaboration and strategic partnerships with City of Laredo, Webb County, TxDOT, FHWA, RMA, FTA, El Metro, and other key stakeholders, by holding sessions and public meetings.</li> <li>• Worked with local project partners to ensure efficient and timely project delivery.</li> <li>• Developed and adopted the 2025-2028 Transportation Improvement Plan (TIP).</li> <li>• Increased staff knowledge by attending trainings and conferences.</li> <li>• Remained fully staffed (5 FTE).</li> </ul>	<ul style="list-style-type: none"> <li>• Continue to fully clarify roles and responsibilities between the MPO and the City of Laredo as the fiscal agent.</li> <li>• Adopt the 2025-2050 Metropolitan Transportation Program (MTP).</li> <li>• Establish internship program.</li> <li>• Align federally required performance measures and targets with project funding and planning activities.</li> <li>• Increase community outreach by hosting more public and stakeholder meetings in various formats.</li> <li>• Build staff capacity through continued professional development opportunities for all staff.</li> </ul>

## Performance Measures

Outputs	Actual 21-22	Actual 22-23	Estimate 23-24	Target 24-25
Number of items prepared for MPO Policy Committee	86	80	82	84
Number of official meetings organized or conducted	32	32	32	36
Number of projects managed	7	8	10	10
Number of in-person trainings/conferences attended	4	4	6	7

## Expenditures

Planning: Section 112	Actual 21-22	Actual 22-23	Amended 23-24	Estimated 23-24	Proposed 24-25
Personnel Services	351,899	348,852	502,710	502,710	522,882
Materials & Supplies	4,446	10,119	15,912	15,382	16,184
Contractual Services	109,226	144,409	875,683	931,223	846,832
Other Charges	0	0	55,010	0	114,634
<b>Total</b>	<b>465,571</b>	<b>503,380</b>	<b>1,449,315</b>	<b>1,449,315</b>	<b>1,500,532</b>



**CITY OF LAREDO, TEXAS  
GENERAL FUND SUMMARY  
EXPENDITURES  
FY 2024-2025**

EXPENDITURES	ACTUAL FY 21-22	ACTUAL FY 22-23	ORIGINAL BUDGET FY 23-24	AMENDED BUDGET FY 23-24	TOTAL ESTIMATE FY 23-24	PROPOSED BUDGET FY 24-25
<b>Police</b>						
Administration / Training / I.A.						
Personnel Services	5,303,422	6,047,338	5,974,959	5,974,959	5,987,815	6,824,572
Materials and Supplies	124,672	112,294	101,351	105,120	105,120	109,204
Contractual Services	381,136	352,743	455,590	482,178	470,624	472,717
Other Charges	1,083	5,324	300	900	300	300
Debt Service	2,724	2,724	2,775	3,402	2,775	3,875
<b>Subtotal Administration / Training / I.A.</b>	<b>5,813,038</b>	<b>6,520,423</b>	<b>6,534,975</b>	<b>6,566,559</b>	<b>6,566,634</b>	<b>7,410,668</b>
Records / Property						
Personnel Services	1,623,755	2,234,020	2,001,785	2,001,785	2,001,785	2,054,083
Materials & Supplies	13,501	11,755	14,006	14,006	14,006	12,227
Contractual Services	102,569	102,500	119,869	126,069	125,609	143,896
Debt Service	3,608	3,608	3,675	3,675	3,675	3,880
<b>Subtotal Records / Property</b>	<b>1,743,433</b>	<b>2,351,883</b>	<b>2,139,335</b>	<b>2,145,535</b>	<b>2,145,075</b>	<b>2,214,086</b>
Autotheft						
Personnel Services	898,642	816,466	902,166	902,166	902,166	1,748,498
Materials and Supplies	14,138	12,268	14,376	14,376	14,376	14,998
Contractual Services	68,965	71,906	52,355	137,236	141,954	61,498
Capital Outlay	-	-	-	6,210	6,210	-
Debt Service	545	545	575	575	575	703
<b>Subtotal Autotheft</b>	<b>982,290</b>	<b>901,185</b>	<b>969,472</b>	<b>1,060,563</b>	<b>1,065,281</b>	<b>1,825,697</b>
Detective						
Personnel Services	9,052,962	9,014,552	8,984,183	8,984,183	8,997,597	8,906,654
Materials & Supplies	128,314	132,345	132,710	132,710	132,710	153,826
Contractual Services	267,444	330,848	421,324	441,100	455,112	493,042
Debt Service	2,802	2,802	2,900	2,900	2,900	3,634
<b>Subtotal Detective</b>	<b>9,451,523</b>	<b>9,480,548</b>	<b>9,541,117</b>	<b>9,560,893</b>	<b>9,588,319</b>	<b>9,557,156</b>
Narcotics / Pipeline / K-9						
Personnel Services	3,400,760	3,282,809	3,439,955	3,439,955	3,439,955	3,405,182
Materials & Supplies	44,807	45,947	42,667	45,667	45,667	42,232
Contractual Services	111,956	116,263	146,040	143,540	146,040	163,971
Debt Service	545	545	570	570	570	700
<b>Subtotal Narcotics / Pipeline / K-9</b>	<b>3,558,068</b>	<b>3,445,564</b>	<b>3,629,232</b>	<b>3,629,732</b>	<b>3,632,232</b>	<b>3,612,085</b>
911 Communication / LPD I.T.						
Personnel Services	2,693,467	3,072,051	3,447,240	3,447,240	3,497,907	3,995,189
Materials & Supplies	6,427	5,763	6,572	6,572	6,572	6,253
Contractual Services	57,289	80,402	118,827	94,795	118,827	133,581
Debt Service	545	545	575	575	575	1,335
<b>Subtotal 911 Communication / LPD IT</b>	<b>2,757,728</b>	<b>3,158,760</b>	<b>3,573,214</b>	<b>3,549,182</b>	<b>3,623,881</b>	<b>4,136,358</b>
Criminal Int. Acquisition						
Personnel Services	24,787	1,010,119	1,112,392	1,112,392	1,112,392	1,160,973
Materials and Supplies	4,493	3,199	4,650	4,650	4,650	3,493
Contractual Services	24,616	30,412	43,919	33,436	45,466	45,448
Capital Outlay	-	28,341	-	-	-	-
<b>Subtotal Criminal Int. Acquisition</b>	<b>53,895</b>	<b>1,072,070</b>	<b>1,160,961</b>	<b>1,150,478</b>	<b>1,162,508</b>	<b>1,209,914</b>

**CITY OF LAREDO, TEXAS  
GENERAL FUND SUMMARY  
EXPENDITURES  
FY 2024-2025**

EXPENDITURES	ACTUAL FY 21-22	ACTUAL FY 22-23	ORIGINAL BUDGET FY 23-24	AMENDED BUDGET FY 23-24	TOTAL ESTIMATE FY 23-24	PROPOSED BUDGET FY 24-25
Patrol Division						
Personnel Services	34,829,810	39,338,965	49,486,174	49,486,174	49,547,542	53,293,978
Materials and Supplies	1,930,161	2,448,439	1,813,746	2,263,737	2,271,123	1,928,842
Contractual Services	3,910,694	4,622,429	4,285,507	4,814,856	4,858,869	6,918,723
Other Charges	-	386	-	-	-	67,000
Capital Outlay	199,011	17,933	-	-	-	-
Debt Service	6,714	6,714	27,554	27,554	27,554	29,194
Subtotal Patrol Division	<u>40,876,390</u>	<u>46,434,866</u>	<u>55,612,981</u>	<u>56,592,321</u>	<u>56,705,088</u>	<u>62,237,737</u>
<b>TOTAL POLICE</b>	<b><u>65,236,364</u></b>	<b><u>73,365,298</u></b>	<b><u>83,161,287</u></b>	<b><u>84,255,263</u></b>	<b><u>84,489,018</u></b>	<b><u>92,203,701</u></b>



**City of Laredo, Texas  
Police Department  
Major Fund Changes  
FY 2024 - 2025**

**EXPENDITURES**

**Total Net Change from FY 23-24 to FY 24-25** **\$ 9,042,414**

<u>Major Expenditures Changes</u>	<u>Variance</u>
Personnel changes	2,833,201
Reclassifications	868,914
COPS Transfer to GF (2020)	1,115,089
Lump Sum Retirees	1,223,071
Support Service	1,442,436
Vehicle maintenance	1,040,627
I-net & I-series	267,255
Motor Fuel	140,997

<b>Additional Expenses</b>	<b>FY 2024</b>	<b>FY 2025</b>	<b>Net Change</b>
<b>- Autotheft Grant Match</b>	\$ 482,700	\$ 518,328	\$ 35,628
<b>-Catalytic Converter Grant</b>	\$ -	\$ 400,000	\$ 400,000
<b>- Special Police Grant Match:</b>	\$ 1,191,706	\$ 3,255,852	\$ 2,064,146
Match for (15) Officers - Match Year 2	691,254	914,911	\$ 223,657
Match for (25) Officers - Match Year 1	-	1,227,204	\$ 1,227,204
Match for (23) different Federal and State Grants	500,452	1,113,737	\$ 613,285
<b>Total Expenses for Grant Matches</b>	<b>\$ 1,674,406</b>	<b>\$ 4,174,180</b>	<b>\$ 2,499,774</b>

## Department Requests

### Personnel Request

DIVISION	TITLE	GRADE	# OF REQUESTED	EST. COST W/BENEFITS	APPROVED POSITIONS	APPROVED AMOUNT
ADMIN / TRAINING	Custodian	201	2	101,859		
	Administrative Assistant	205	1	64,925		
CRIMINAL ACQUISITION	Intelligence Analyst	209	4	345,062		
PATROL	Captain	75	1	186,918		
	Lieutenants	74	4	679,942		
	Crime Scene Technicians	209	4	345,062		
<b>Total Personnel Request</b>			<b>16</b>	<b>1,723,768</b>	<b>-</b>	<b>-</b>

### Additional Requests

DIVISION	DESCRIPTION	PRIORITY	AMOUNT REQUESTED	FUNDING SOURCE	APPROVED AMOUNT
ADMIN / TRAINING	<b>101-2310-523.13-10 PROFESSIONAL DEVELOPMENT</b>				
	To attend grant meetings, conferences & trainings	6	72,700		
	<b>101-2310-523.55-24 LICENSE &amp; PERMIT FEES</b>				
	Key Authentication for CJIS Compliance	3	47,600	Current	47,600
	<b>101-2310-523.56-04 HOSTING &amp; ENTERTAINMENT</b>				
	Police Week Events		2,200		
AUTO THEFT	<b>101-2322-523.37-30 RENTAL OF EQUIPMENT</b>				
	Vehicle rental for Autotheft	5	60,575		
POLICE 911	<b>101-2341-523.20-30 MACHINERY &amp; EQUIPMENT</b>				
	Service fee for communication & IT	19	141		
PATROL	<b>101-2366-522.08-00 CLOTHING AND LINEN</b>				
	Anniversary Police Badges	7	59,550		
	600 Load bearing vest with pouches	7	240,000		
	<b>101-2366-522.09-30 AWARDS SUPPLIES</b>				
	Police Awards & medals for police week	14	17,500		
	<b>101-2366-522.32-10 PROMOTIONAL MATERIALS</b>				
	Community Outreach Events	11	10,500		
	<b>101-2366-522.36-20 FOOD AND ICE</b>				
	Special Events like: Police week, 8 grader of the year	13	10,000		
	<b>101-2366-523.13-10 PROFESSIONAL DEVELOPMENT</b>				
	To attend grant meetings, conferences & trainings	15	70,400		
	<b>101-2366-523.13-20 OPERATIONAL TRAVEL</b>				
	To attend mandatory Grant meetings	10	8,300		
	<b>101-2366-523.13-24 STATE FUNDED TRAVEL</b>				
	Continuing education for TCPA & LEOSE.	16	2,000	Operation	2,000
<b>101-2366-523.13-30 TRAINING AND EDUCATION</b>					
Police Academy and trainings	17	7,500	Operation	7,500	

DIVISION	DESCRIPTION	PRIORITY	AMOUNT REQUESTED	FUNDING SOURCE	APPROVED AMOUNT
PATROL CONT.	<b>101-2366-523.20-10 BUILDING &amp; OTHER IMPROV</b>				
	Maintenance and repairs of headquarters, substations and Sanchez	4	95,000	Current	95,000
	<b>101-2366-523.31-10 COMMUNICATIONS</b>				
	Pay for 283 new cellphone lines	2	118,827		
	<b>101-2366-523.39-20 WASTE HAULING</b>				
	Cover monthly service fee	18	200		
	<b>101-2366-523.55-26 CONSULTANT FEE</b>				
	Promotional Testing Process	12	2,500	Operation	2,500
	<b>101-2366-523.55-28 PHYSICIAN FEES</b>				
	Psychological Test	8	55,000	Operation	55,000
	<b>101-2366-523.55-87 POLYGRAPH TESTING</b>				
	Pre employment exams	9	2,000	Operation	2,000
	<b>101-2366-523.55-88 SUPPORT SERVICES</b>				
	Body Worn and in car video	1	1,071,360	Operation	1,071,360
	Cover monthly service fee	1	226,708	Operation	226,708
Service Agreement for Capital Outlay	1	129,368	Operation	129,368	
LPD Website Upgrade	1	15,000	Operation	15,000	
<b>Total Additional Requests</b>			<b>2,324,929</b>		<b>1,654,036</b>

## Capital Outlay Request

DIVISION	DESCRIPTION	PRIORITY	AMOUNT REQUESTED	FUNDING SOURCE	APPROVED AMOUNT
DETECTIVE	<b>101-2325-525.90-04 AUTOMOTIVE</b>				
	50 Unmarked Units	1	2,250,000	2024 CO	2,250,000
POLICE 911	<b>101-2341-525.90-01 MACHINERY &amp; EQUIPMENT</b>				
	Dispatch Console System	3	232,825	Current	232,825
PATROL	<b>101-2366-525.90-01 MACHINERY &amp; EQUIPMENT</b>				
	Swat Specialized tactical equipment	4	475,000		
	8 Camas for interview rooms	4	144,000		
	200 Tasers	4	1,100,000	2024 CO	1,100,000
	<b>101-2366-525.90-02 COMPUTER HARDWARE</b>				
	Avigilon Server - Building surveillances	2	32,370	Current	32,370
	Video network Switched	2	63,900	Current	63,900
	Data network Switches for cybersecurity	2	281,801	Current	281,801
	Firewall for cybersecurity	2	49,138	Current	49,138
	APN Router to Tyler and DPS Database	2	8,175	Current	8,175
	Cisco Core Switch	2	25,266	Current	25,266
	Racks that hold the network equipment	2	35,000	Current	35,000
	Data center servers	2	82,272	Current	82,272
	<b>101-2366-525-90-04 AUTOMOTIVE</b>				
	6 Police Motorcycles Equipped	5	390,000		
2 SWAT BEARCATS	5	800,000			
3 Armored SUV	5	720,000			
<b>Total Capital Outlay Requests</b>			<b>6,689,747</b>		<b>4,160,747</b>
<b>Total Police Requests</b>			<b>10,738,444</b>		<b>5,814,783</b>

# Laredo Police Department

## Mission Statement

It is the mission of the Laredo Police Department to enhance the quality of life in Laredo by establishing a partnership with the community in an effort to preserve life, protect property, and enforce the law.

## Key Functions

- Provide efficient, effective and timely support to all Police Department Divisions.
- Ensure and facilitate: (1) the preservation of community and personal safety; (2) enhance community services; and (3) increase departmental efficiencies.
- Increase transparency, improve community trust, build community relationships through proactive Community Policing strategies, to include training and equipment.
- Empower our employees with training thus enhancing quality, performance and leadership skills.
- Continue collaborating and coordinating criminal investigations and public safety initiatives with Federal and State Law Enforcement Organizations.
- Seek funding for Federal and State Grants to support/augment funding to further department goals.

FY 2024 Accomplishments	FY 2025 Goals
<ul style="list-style-type: none"> <li>• Through years of work, LPD finalized the modernization and progressive implementation of accepted best practices in conformance with the 21st Century Policing model.</li> <li>• Deployed new Organizational Chart, identified strengths and weakness in the organizational structure.</li> <li>• Added 12 additional first line supervisors through reclassification, reducing the span of control to 1 to 7.</li> <li>• Restructured the Patrol Bureau Sectors from 2 to 3. This will reduce the area of responsibility for each sector thus improving response times, service delivery and community policing.</li> <li>• Established an Inspections/Audit Unit to improve service delivery and review the overall effectiveness of police operations.</li> </ul>	<ul style="list-style-type: none"> <li>• Continue to expand and enhance Officer Safety and Wellness through proactive initiatives, training, technology and equipment.</li> <li>• Become a fully accredited TPCA law enforcement agency. The accreditation program for public safety agencies is a coveted award that symbolizes professionalism, excellence, and competence through the Texas Police Chief Association Law Enforcement Best Practices Recognition Program.</li> <li>• Hire sworn personnel in order to increase the number of sworn officers. LPD currently has 2.1 officers per 1,000 population and strive to reach the national average of 2.5 sworn officers per 1,000 populations.</li> <li>• Increase departmental community outreach endeavors via community-based policing initiatives.</li> </ul>

## Performance Measures

Outputs	Actual 21-22	Actual 22-23	Estimate 23-24	Target 24-25
Number of Case Reports Processed	28,670	11,866	23,238	26,000
Number of Accident Case Reports Processed	9,266	9,065	8,982	9,000
Arrests Files Processed	5,680	4,400	6,229	7,200
Number of Intelligence Products (BOLOs, Situational Awareness, Advisories, etc.)	14,287	17,517	18,000	18,500
Total Calls for Police Services	419,971	458,087	409,446	464,958
911 Text Calls	404	601	1,188	610
Number of Police Calls Dispatched	144,510	198,147	281,715	201,119
Violent Crime Rate per 100,000 Residents	310.07	419.64	466	560

<b>Expenditures</b>					
<b>Police</b>	<b>Actual 21-22</b>	<b>Actual 22-23</b>	<b>Amended 23-24</b>	<b>Estimated 23-24</b>	<b>Proposed 24-25</b>
Personnel Services	57,827,605	64,816,321	75,348,854	75,487,159	81,389,129
Materials & Supplies	2,266,513	2,772,009	2,586,838	2,594,224	2,271,075
Contractual Services	4,924,669	5,707,500	6,273,210	6,362,501	8,432,876
Other Charges	1,083	5,710	900	300	67,300
Capital Outlay	199,011	46,274	6,210	6,210	0
Debt Service	17,483	17,484	39,251	38,624	43,321
<b>Total</b>	<b>65,236,364</b>	<b>73,365,298</b>	<b>84,255,263</b>	<b>84,489,018</b>	<b>92,203,701</b>

**CITY OF LAREDO, TEXAS**  
**AUTO THEFT**  
**OPERATING FUND**  
**FY 2024 - 2025**

	<u>ACTUAL FY 21-22</u>	<u>ACTUAL FY 22-23</u>	<u>ORIGINAL BUDGET FY 23-24</u>	<u>AMENDED BUDGET FY 23-24</u>	<u>TOTAL ESTIMATE FY 23-24</u>	<u>PROPOSED BUDGET FY 24-25</u>
<b>OPENING BALANCE</b>	\$462,537	\$536,596	\$0	\$620,311	\$620,311	\$0
<b>REVENUES</b>						
Intergovernmental Revenue	725,841	769,111	1,402,225	2,741,204	2,741,204	3,451,606
Rents, Royalties and Interest	515	2,811	800	800	2,300	2,300
Reimburse and Miscellaneous	48,265	47,913	0	0	0	0
Other Financing Sources	441,969	482,289	482,700	482,700	482,700	918,328
<b>TOTAL REVENUES</b>	<b>1,216,590</b>	<b>1,302,124</b>	<b>1,885,725</b>	<b>3,224,704</b>	<b>3,226,204</b>	<b>4,372,234</b>
<b>TOTAL AVAILABLE</b>	<b>1,679,127</b>	<b>1,838,720</b>	<b>1,885,725</b>	<b>3,845,015</b>	<b>3,846,515</b>	<b>4,372,234</b>
<b>EXPENDITURES</b>						
<b>AUTOTHEFT-LAREDO FY 16</b>						
Other Charges	0	0	0	0	0	2,400,000
<b>TOTAL AUTOTHEFT-LAREDO FY 16</b>	<b>0</b>	<b>0</b>	<b>0</b>	<b>0</b>	<b>0</b>	<b>2,400,000</b>
<b>RAPID RESPONSE STRIKEFRCE</b>						
Personnel Services	17,755	0	0	0	0	0
Other Charges	0	0	50,000	50,000	0	50,000
<b>TOTAL RAPID RESPONSE STRIKEFRCE</b>	<b>17,755</b>	<b>0</b>	<b>50,000</b>	<b>50,000</b>	<b>0</b>	<b>50,000</b>
<b>AUTOTHEFT GRANT</b>						
Personnel Services	986,732	1,108,324	1,155,634	2,774,457	2,774,457	1,760,871
Contractual Services	96,786	110,085	145,200	280,376	280,376	0
Other Charges	0	0	534,891	534,891	791,682	161,363
Capital Outlay	41,258	0	0	0	0	0
<b>TOTAL AUTOTHEFT GRANT</b>	<b>1,124,776</b>	<b>1,218,409</b>	<b>1,835,725</b>	<b>3,589,724</b>	<b>3,846,515</b>	<b>1,922,234</b>
<b>TOTAL EXPENDITURES</b>	<b>1,142,531</b>	<b>1,218,409</b>	<b>1,885,725</b>	<b>3,639,724</b>	<b>3,846,515</b>	<b>4,372,234</b>
<b>CLOSING BALANCE</b>	<b>\$536,596</b>	<b>\$620,311</b>	<b>\$0</b>	<b>\$205,291</b>	<b>\$0</b>	<b>\$0</b>

# Auto Theft Task Force

## Mission Statement

The Laredo Police Department Auto Theft Task Force Goals and Objectives for fiscal year 2024 consist of several methods which will assist us in reducing, preventing, and detecting auto theft/auto burglary, as well as educating the community in auto theft/auto burglary awareness by means of presentations, brochure drop offs, public service announcements, and auto-theft booth displays.

The task force will continue to work with other agencies such as DPS, NICB, US Customs, OCRA, and Mexican authorities in order to reduce, prevent, and detect auto theft/auto burglary in the border City of Laredo, Texas and Webb County.

## Key Functions

- Conduct Investigations of auto theft, unauthorized use of a motor vehicle, burglary of vehicle, fraud related motor vehicle crimes, and cargo theft.
- Identify, arrest, and aggressively prosecute auto theft ring participants and their leaders.
- Identify, arrest, and aggressively prosecute burglary of vehicle offenders and repeat offenders.
- Provide investigative support to surrounding cities and counties such as Jim Hogg, LaSalle, and Zapata.
- Conduct inspections of local businesses related to a vehicle enterprise (salvage yards, repair shops, parts recycling centers, salvage rebuilders, title service companies, and used car dealerships).
- Conduct public awareness related activities that provide presentations and trainings used to educate our community.

FY 2024 Accomplishments	FY 2025 Goals
<ul style="list-style-type: none"> <li>• We received MVCPA Grant Award (2023-2024).</li> <li>• Awarded the SB224 Catalytic Converter Grant to provide additional resources for the prevention of motor vehicle thefts and crime related to auto-theft.</li> <li>• Implemented public awareness events at local driving schools.</li> <li>• Awarded the MVCPA Chairman's award</li> </ul>	<ul style="list-style-type: none"> <li>• To receive the 2024-2025 MCVPA Grant Award.</li> <li>• Reduce and prevent motor vehicle thefts and crimes related to auto-theft.</li> <li>• Reduce and prevent burglary of vehicles.</li> <li>• Increase the amount of people educated with our public awareness events.</li> <li>• Obtain the new Flock System License Plate Readers (LPR).</li> </ul>

## Performance Measures

Outputs	Actual 21-22	Actual 22-23	Estimate 23-24	Target 24-25
Number of stolen vehicles	289	285	282	285
Number of arrests	192	279	274	248
Number of recovered vehicles	199	176	204	193
Number 68A Inspections	1,102	1,251	932	1,100
Number of dealerships inspections	49	43	40	45
Bridge operations conducted	48	24	20	30
Public awareness events	622	446	665	577
Number of other cases investigated associated with Auto Theft	166	184	198	182

<b>Expenditures</b>					
<b>Auto Theft</b>	<b>Actual 21-22</b>	<b>Actual 22-23</b>	<b>Amended 23-24</b>	<b>Estimated 23-24</b>	<b>Proposed 24-25</b>
Personnel Services	1,004,487	1,108,324	2,774,457	2,774,457	1,760,871
Contractual Services	96,786	110,085	280,376	280,376	0
Other Charges	0	0	584,891	791,682	2,611,363
Capital Outlay	41,258	0	0	0	0
<b>Total</b>	<b>1,142,531</b>	<b>1,218,409</b>	<b>3,639,724</b>	<b>3,846,515</b>	<b>4,372,234</b>

## Other Measures

**Goal 1:** To reduce the incidence of motor vehicle theft through enforcement strategies

**Strategy 1:** Conduct Activities that Result in the Arrest, Clearance, and Recoveries of Motor Vehicle Theft

**Activities:**

<b>Activity</b>	<b>Measure</b>	<b>Target</b>
Identify groups of auto theft offenders through intelligence gathering, crime analysis and the use of informants	Number of groups identified	20
Identify and document/record prolific motor vehicle theft offenders [Prolific is defined as "linked to MVT offenses three or more times"]	Number identified/documented offenders	20
Conduct salvage yard inspections	Number of salvage yard inspections	4
Conduct repair shop/recycling center/used car dealership inspections	Number of businesses inspected	40
Conduct bait vehicle operations that target motor vehicle theft offenders	Number of bait vehicle deployments	
Deploy license plate readers (LPR)	Number of times LPR deployed	50
Respond to license plate reader (LPR) alert notifications	Number of times responded to LPR alert notification	15
Conduct covert operations targeting motor vehicle theft offenders	Number of covert operations	20
Conduct Bridge/Port Operations	Number of operations	40
Conduct warrant "round-up" operations targeting auto crimes offenders, including those wanted for motor vehicle thefts, vehicle burglaries and the theft of vehicle parts	Number of operations	20

**Strategy 2:** Conduct Collaborative Efforts that Result In Reduction of Incidents of Motor Vehicle Theft

**Activities:**

<b>Activity</b>	<b>Measure</b>	<b>Target</b>
Provide Agency-Assists-assist other agencies in obtaining port video, recovery and information	Number of agencies assists	100
Collaborate with law enforcement units responsible for gateway crimes involved with motor vehicle theft investigations	Number of times collaborated	60
Collaborate with agencies/organizations that assist in the reduction of motor vehicle thefts	Number of times collaborated	50
Collaborate on investigations regarding stolen parts and other property	Number of cases investigated	50
Conduct intelligence information-sharing	Number of intelligence meetings attended; crime analysis bulletins disseminated	100



**Strategy 3: Prevent and Reduce the Incidence of Motor Vehicle Related Fraud Activities****Activities:**

<b>Activity</b>	<b>Measure</b>	<b>Target</b>
Collaborate with agencies relating to investigation and enforcement of vehicle insurance fraud	Number of collaborations	15
Conduct insurance fraud investigations	Number of insurance fraud cases	8
Conduct 68(A) inspections and VIN verification inspections	Number of inspections	1000
Conduct vehicle title fraud investigations	Number of vehicle title fraud cases	8
Coordinate with TxDMV/Tax Offices relating to investigation and enforcement of fraudulent titles and registration of stolen vehicles	Number of collaborations	15

**Goal 2:** To reduce the incidence of theft from motor vehicles through enforcement strategies

**Strategy 1:** Conduct Activities that Result in the Arrest, Clearance, and Recoveries of Burglary of Motor Vehicles and Theft of Vehicle Parts and Accessories

**Activities:**

<b>Activity</b>	<b>Measure</b>	<b>Target</b>
Conduct bait vehicle operations that target vehicle burglary offenders	Number of bait vehicle burglary deployments	10
Identify prolific BMV offenders through informants and intelligence [Prolific is defined as “linked to BMV and theft of vehicle parts and accessories offenses three or more times”]	Number of offenders identified	25
Conduct Bridge/Port operations	Number of bridge surveillance operations	40
Conduct salvage yard/repair shop/metal recyclers and resale location inspections	Number of business inspections	44
Conduct warrant “round-up” operations targeting auto crimes offenders, including those wanted for motor vehicle thefts, vehicle burglaries and the theft of vehicle parts	Number of “round up” operations	20

**Goal 2:** To reduce the incidence of motor vehicle theft through enforcement strategies

**Strategy 2:** Conduct Collaborative Efforts that Result in the Reduction of Incidents of Theft from a Motor Vehicle

**Activities:**

<b>Activity</b>	<b>Measure</b>	<b>Target</b>
Provide Agency Assists	Number of agencies assists	100
Collaborate on investigations with law enforcement units responsible for gateway crimes involving theft from a motor vehicle	Number of times collaborated	50
Collaborate with agencies/organizations that assist in the reduction of thefts from a motor vehicle	Number of times collaborated	25
Investigate cases regarding stolen parts and other property	Number of cases investigated	850

**Goal 3:** Educate/Train Citizens and Qualified Personnel in Detection and Prevention of Motor Vehicle Theft, Burglary of Motor Vehicles and Theft of Vehicle Parts and Accessories

**Strategy 1:** Conduct Public Awareness Related Activities Used to Educate Citizens

**Activities:**

<b>Activity</b>	<b>Measure</b>	<b>Target</b>
Conduct media outreach, including, public service announcements, press releases, and interviews	Number of outreaches	125
Conduct educational presentations to citizens	Number of presentations Number of participants	30
Operate trade show exhibits/booths at community events	Number of events	125
Conduct vehicle identification number (VIN) etchings	Number of etching events	0
Operate vehicle displays	Number of display events	0
Purchase advertisements in local outlets	Number of advertisements purchased	6
Write articles for local publications (e.g., neighborhood association newsletters)	Number of articles	0
Conduct vehicle report card initiatives.	Number report cards issued	400
Utilize social media outlets	Number of postings in social media outlets	150
Deploy outdoor public notification signage	Number of deployments per month (if sign remains several months, count as 1 deployment per month)	15

**Goal 3:** Educate/Train Citizens and Qualified Personnel in Detection and Prevention of Motor Vehicle Theft, Burglary of Motor Vehicles and Theft of Vehicle Parts and Accessories

**Strategy 2:** Conduct Law Enforcement Training Activities to Educate Officers on Recognition and Apprehension of Stolen Vehicles and Property

**Activities:**

<b>Activity</b>	<b>Measure</b>	<b>Target</b>
Conduct law enforcement training (TCOLE)	Number of classes	6
Conduct vehicle crimes presentations to law enforcement agencies (non-TCOLE)	Number of classes Number of participants	25 500

**CITY OF LAREDO, TEXAS  
FINANCIAL TASK FORCE  
OPERATING FUND  
FY 2024 - 2025**

	<u>ACTUAL FY 21-22</u>	<u>ACTUAL FY 22-23</u>	<u>ORIGINAL BUDGET FY 23-24</u>	<u>AMENDED BUDGET FY 23-24</u>	<u>TOTAL ESTIMATE FY 23-24</u>	<u>PROPOSED BUDGET FY 24-25</u>
<b>OPENING BALANCE</b>	<b>\$0</b>	<b>\$0</b>	<b>\$0</b>	<b>\$0</b>	<b>\$0</b>	<b>\$0</b>
<b>REVENUES</b>						
Intergovernmental Revenue	1,006,081	825,358	872,271	1,633,281	1,698,281	872,271
<b>PROGRAM INCOME</b>						
Other Financing Sources	58,591	40,735	70,000	70,000	70,000	70,000
<b>TOTAL PROGRAM INCOME</b>	<b>58,591</b>	<b>40,735</b>	<b>70,000</b>	<b>70,000</b>	<b>70,000</b>	<b>70,000</b>
<b>TOTAL REVENUES</b>	<b>1,064,672</b>	<b>866,093</b>	<b>942,271</b>	<b>1,703,281</b>	<b>1,768,281</b>	<b>942,271</b>
<b>TOTAL AVAILABLE</b>	<b>1,064,672</b>	<b>866,092</b>	<b>942,271</b>	<b>1,703,281</b>	<b>1,768,281</b>	<b>942,271</b>
<b>EXPENDITURES</b>						
<b>FINANCIAL TASK FORCE</b>						
Personnel Services	284,028	342,859	437,740	694,011	715,461	450,183
Materials and Supplies	10,939	8,408	24,355	36,671	36,671	12,452
Contractual Services	19,657	24,561	56,891	138,897	138,897	50,408
Other Charges	0	0	86,267	86,267	154,050	86,300
Capital Outlay	250,751	0	0	0	0	0
<b>TOTAL FINANCIAL TASK FORCE</b>	<b>565,376</b>	<b>375,829</b>	<b>605,253</b>	<b>955,846</b>	<b>1,045,079</b>	<b>599,343</b>
<b>FINANCIAL TF COUNTIES</b>						
Personnel Services	182,195	316,259	0	281,048	324,598	0
Other Charges	0	0	76,954	76,954	6,954	71,448
<b>TOTAL FINANCIAL TF COUNTIES</b>	<b>182,195</b>	<b>316,259</b>	<b>76,954</b>	<b>358,002</b>	<b>331,552</b>	<b>71,448</b>
<b>TX DOT-OPERATION SLOWDOWN</b>						
Personnel Services	52,142	0	0	0	0	0
Contractual Services	8,164	0	0	0	0	0
Capital Outlay	7,893	0	0	0	0	0
<b>TOTAL TX DOT-OPERATION SLOWDOWN</b>	<b>68,199</b>	<b>0</b>	<b>0</b>	<b>0</b>	<b>0</b>	<b>0</b>

**CITY OF LAREDO, TEXAS  
FINANCIAL TASK FORCE  
OPERATING FUND  
FY 2024 - 2025**

	<u>ACTUAL FY 21-22</u>	<u>ACTUAL FY 22-23</u>	<u>ORIGINAL BUDGET FY 23-24</u>	<u>AMENDED BUDGET FY 23-24</u>	<u>TOTAL ESTIMATE FY 23-24</u>	<u>PROPOSED BUDGET FY 24-25</u>
<b>HIDTA RIO GRANDE VALLEY</b>						
Personnel Services	44,085	3,979	0	28,794	40,697	38,887
Materials and Supplies	3,561	3,366	0	8,489	8,091	0
Contractual Services	1,280	594	0	2,054	21,058	0
Other Charges	0	0	47,600	47,600	47,600	7,602
Capital Outlay	0	0	0	30,509	0	0
<b>TOTAL HIDTA RIO GRANDE VALLEY</b>	<b>48,925</b>	<b>7,939</b>	<b>47,600</b>	<b>117,446</b>	<b>117,446</b>	<b>46,489</b>
<b>HIDTA DEA</b>						
Personnel Services	119,832	125,331	142,464	204,204	204,204	154,991
<b>TOTAL HIDTA DEA</b>	<b>119,832</b>	<b>125,331</b>	<b>142,464</b>	<b>204,204</b>	<b>204,204</b>	<b>154,991</b>
<b>FINANCIAL-COUNTIES FY19</b>						
Personnel Services	21,553	0	0	0	0	0
<b>TOTAL FINANCIAL-COUNTIES FY19</b>	<b>21,553</b>	<b>0</b>	<b>0</b>	<b>0</b>	<b>0</b>	<b>0</b>
<b>PROGRAM INCOME</b>						
Personnel Services	58,591	40,735	0	0	0	0
Other Charges	0	0	70,000	70,000	70,000	70,000
<b>TOTAL PROGRAM INCOME</b>	<b>58,591</b>	<b>40,735</b>	<b>70,000</b>	<b>70,000</b>	<b>70,000</b>	<b>70,000</b>
<b>TOTAL EXPENDITURES</b>	<b>1,064,672</b>	<b>866,093</b>	<b>942,271</b>	<b>1,705,498</b>	<b>1,768,281</b>	<b>942,271</b>
<b>CLOSING BALANCE</b>	<b>\$0</b>	<b>\$0</b>	<b>\$0</b>	<b>(\$2,217)</b>	<b>\$0</b>	<b>\$0</b>

# Financial Task Force

## Mission Statement

The Laredo PD/HSI HIDTA Task Force is a cooperative partnership of Federal, state and local law enforcement agencies encompassing Laredo, Webb County in South Texas. The task force is collocated and focuses on mid-to upper-level Mexican drug trafficking organizations (DTOs) operating in the Laredo, Webb County metropolitan area while supporting street-level investigative operations targeting gangs with ties to Mexican DTOs.

The Laredo PD/HSI HIDTA Task Force also interdicts marijuana, cocaine, methamphetamine, heroin, fentanyl, controlled prescription drugs, and counterfeit controlled prescription drugs.

## Key Functions

- Disrupt Transnational Criminal Organizations (TCO)
- Dismantle TCOs
- Target TCOs, DTOs and MLOs that operating in our AOR
- Seized weapons and ammunition that will supply Mexican cartels
- Apprehend TCOs, MLOs and DTOs

FY 2024 Accomplishments	FY 2025 Goals
<ul style="list-style-type: none"> <li>• Disrupt the distribution of drugs</li> <li>• Locate the keys of transshipments of drugs</li> <li>• Locate the Local gangs transporting drugs</li> <li>• Seized assets that will impact the TCOs operations</li> </ul>	<ul style="list-style-type: none"> <li>• Arrests and Convictions: Tracking the number of drug-related arrests made by the task force and the subsequent convictions</li> <li>• Seizures: Monitoring the quantity and street value of illegal drugs the task force confiscates especially controlled substances that pose the bigger threat to the health and safety of our community</li> <li>• Disruption of Drug Networks: Assessing the task force's ability to dismantle drug organizations, disrupt supply chains, and prevent drug-related activities.</li> <li>• Interagency Collaboration: Evaluating the level of cooperation and collaboration between the task force and other law enforcement agencies and sharing intelligence and resources for effectiveness.</li> <li>• Quantifiable Targets: Setting specific targets, such as reducing drug-related crime rates, drug overdose incidents, or drug-related fatalities. These can help measure the task force's effectiveness in achieving tangible outcomes.</li> </ul>

## Performance Measures

Outputs	Actual 21-22	Actual 22-23	Estimate 23-24	Target 24-25
Marijuana Seized (Value) \$4,932 p/kg	\$7,197,564	\$59,727	\$1,139,732	\$1,253,705
Control substance	\$132,523,985	\$50,663,433	\$96,398,527	\$106,038,380
Assets Seized Currency	\$341,606	\$409,498	\$172,991	\$100,000
Assets Forfeited: Currency	\$10,402	\$13,618	0	\$100,000
Cases	34	27	45	49
Arrest	29	21	32	35

<b>Expenditures</b>					
<b>Financial Task Force</b>	<b>Actual 21-22</b>	<b>Actual 22-23</b>	<b>Amended 23-24</b>	<b>Estimate 23-24</b>	<b>Proposed 24-25</b>
Personnel Services	762,427	829,163	1,208,057	1,284,960	644,061
Materials & Supplies	14,500	11,774	45,160	44,762	12,452
Contractual Services	29,101	25,156	140,951	159,955	50,408
Other Charges	0	0	280,821	278,604	235,350
Capital Outlay	258,644	0	30,509	0	0
<b>Total</b>	<b>1,064,672</b>	<b>866,093</b>	<b>1,705,498</b>	<b>1,768,281</b>	<b>942,271</b>

**CITY OF LAREDO, TEXAS  
SPECIAL POLICE  
OPERATING GRANTS FUND  
FY 2024 - 2025**

	<u>ACTUAL FY 21-22</u>	<u>ACTUAL FY 22-23</u>	<u>ORIGINAL BUDGET FY 23-24</u>	<u>AMENDED BUDGET FY 23-24</u>	<u>TOTAL ESTIMATE FY 23-24</u>	<u>PROPOSED BUDGET FY 24-25</u>
<b>OPENING BALANCE</b>	<b>\$693,560</b>	<b>\$1,269,969</b>	<b>\$0</b>	<b>\$1,288,762</b>	<b>\$1,288,762</b>	<b>\$0</b>
<b>REVENUES</b>						
Intergovernmental Revenue	5,112,241	5,269,987	8,064,005	10,443,145	8,845,598	11,214,963
Rents, Royalties and Interest	15	5,884	1,300	1,300	5,900	4,500
Reimburse and Miscellaneous	0	0	0	798,574	0	0
Other Financing Sources	1,196,965	887,155	1,191,706	1,213,983	1,084,207	3,255,852
<b>TOTAL REVENUES</b>	<b>6,309,221</b>	<b>6,163,026</b>	<b>9,257,011</b>	<b>12,457,002</b>	<b>9,935,705</b>	<b>14,475,315</b>
<b>TOTAL AVAILABLE</b>	<b>7,002,781</b>	<b>7,432,996</b>	<b>9,257,011</b>	<b>13,745,764</b>	<b>11,224,467</b>	<b>14,475,315</b>
<b>EXPENDITURES</b>						
<b>CUSTOMS-NARCOTICS</b>						
Personnel Services	107,092	61,617	117,762	117,762	117,762	117,957
Other Charges	0	0	0	0	0	5,803
<b>TOTAL CUSTOMS-NARCOTICS</b>	<b>107,092</b>	<b>61,617</b>	<b>117,762</b>	<b>117,762</b>	<b>117,762</b>	<b>123,760</b>
<b>BJA-GULF REG LE TECH ASSI</b>						
Other Charges	0	0	150,000	150,000	0	150,000
<b>TOTAL BJA-GULF REG LE TECH ASSI</b>	<b>0</b>	<b>0</b>	<b>150,000</b>	<b>150,000</b>	<b>0</b>	<b>150,000</b>
<b>LOCAL LAW ENF GUN INTELLI</b>						
Other Charges	0	0	700,000	700,000	0	700,000
<b>TOTAL LOCAL LAW ENF GUN INTELLI</b>	<b>0</b>	<b>0</b>	<b>700,000</b>	<b>700,000</b>	<b>0</b>	<b>700,000</b>
<b>CMV - STEP GRANT</b>						
Personnel Services	124,935	111,349	0	136,236	136,236	0
Other Charges	0	0	138,000	0	0	142,575
<b>TOTAL CMV - STEP GRANT</b>	<b>124,935</b>	<b>111,349</b>	<b>138,000</b>	<b>136,236</b>	<b>136,236</b>	<b>142,575</b>

**CITY OF LAREDO, TEXAS  
SPECIAL POLICE  
OPERATING GRANTS FUND  
FY 2024 - 2025**

	<u>ACTUAL FY 21-22</u>	<u>ACTUAL FY 22-23</u>	<u>ORIGINAL BUDGET FY 23-24</u>	<u>AMENDED BUDGET FY 23-24</u>	<u>TOTAL ESTIMATE FY 23-24</u>	<u>PROPOSED BUDGET FY 24-25</u>
<b>COMPREHENSIVE STEP</b>						
Personnel Services	130,879	116,390	0	124,446	124,446	0
Other Charges	0	0	130,000	0	0	149,405
<b>TOTAL COMPREHENSIVE STEP</b>	<b>130,879</b>	<b>116,390</b>	<b>130,000</b>	<b>124,446</b>	<b>124,446</b>	<b>149,405</b>
<b>ROAD TO ZERO PROGRAM</b>						
Other Charges	0	0	214,000	214,000	0	204,852
<b>TOTAL ROAD TO ZERO PROGRAM</b>	<b>0</b>	<b>0</b>	<b>214,000</b>	<b>214,000</b>	<b>0</b>	<b>204,852</b>
<b>TX DOT-OPERATION SLOWDOWN</b>						
Personnel Services	0	0	0	39,300	0	0
<b>TOTAL TX DOT-OPERATION SLOWDOWN</b>	<b>0</b>	<b>0</b>	<b>0</b>	<b>39,300</b>	<b>0</b>	<b>0</b>
<b>VIOLENCE AGAINST WOMEN</b>						
Materials and Supplies	21,259	0	0	0	0	0
Contractual Services	13,918	0	24,700	24,541	24,541	0
Other Charges	0	0	0	0	0	30,661
<b>TOTAL VIOLENCE AGAINST WOMEN</b>	<b>35,177</b>	<b>0</b>	<b>24,700</b>	<b>24,541</b>	<b>24,541</b>	<b>30,661</b>
<b>CLICK IT OR TICKET</b>						
Personnel Services	27,994	28,185	0	32,750	0	0
Other Charges	0	0	86,000	0	86,000	95,200
<b>TOTAL CLICK IT OR TICKET</b>	<b>27,994</b>	<b>28,185</b>	<b>86,000</b>	<b>32,750</b>	<b>86,000</b>	<b>95,200</b>
<b>US SECRET SERVICE TASK FO</b>						
Materials and Supplies	2,244	2,583	0	3,000	3,000	0
Other Charges	0	0	26,400	23,400	23,400	27,200
<b>TOTAL US SECRET SERVICE TASK FO</b>	<b>2,244</b>	<b>2,583</b>	<b>26,400</b>	<b>26,400</b>	<b>26,400</b>	<b>27,200</b>



**CITY OF LAREDO, TEXAS  
SPECIAL POLICE  
OPERATING GRANTS FUND  
FY 2024 - 2025**

	<u>ACTUAL FY 21-22</u>	<u>ACTUAL FY 22-23</u>	<u>ORIGINAL BUDGET FY 23-24</u>	<u>AMENDED BUDGET FY 23-24</u>	<u>TOTAL ESTIMATE FY 23-24</u>	<u>PROPOSED BUDGET FY 24-25</u>
<b>CBP TASK FORCE</b>						
Personnel Services	394,817	465,284	0	435,600	438,900	0
Other Charges	0	0	462,000	0	0	504,464
<b>TOTAL CBP TASK FORCE</b>	<b>394,817</b>	<b>465,284</b>	<b>462,000</b>	<b>435,600</b>	<b>438,900</b>	<b>504,464</b>
<b>OOG-LPD MENTAL HEALTH UN.</b>						
Personnel Services	0	10,916	0	20,620	20,620	0
Contractual Services	0	10,000	0	8,500	8,500	0
Other Charges	0	0	125,000	0	0	55,500
<b>TOTAL OOG-LPD MENTAL HEALTH UN.</b>	<b>0</b>	<b>20,916</b>	<b>125,000</b>	<b>29,120</b>	<b>29,120</b>	<b>55,500</b>
<b>US MARSHALS-SEX OFFENDERS</b>						
Materials and Supplies	0	0	10,000	10,000	10,000	0
Other Charges	0	0	0	0	0	13,600
<b>TOTAL US MARSHALS-SEX OFFENDERS</b>	<b>0</b>	<b>0</b>	<b>10,000</b>	<b>10,000</b>	<b>10,000</b>	<b>13,600</b>
<b>OOG- BOMB SUIT LPD RRT</b>						
Other Charges	0	0	247,140	202,613	0	89,054
Capital Outlay	0	38,078	0	44,527	44,527	0
<b>TOTAL OOG- BOMB SUIT LPD RRT</b>	<b>0</b>	<b>38,078</b>	<b>247,140</b>	<b>247,140</b>	<b>44,527</b>	<b>89,054</b>
<b>BULLETPROOF VEST</b>						
Materials and Supplies	48,579	40,068	112,800	10,708	10,702	0
Other Charges	0	0	0	0	0	112,800
<b>TOTAL BULLETPROOF VEST</b>	<b>48,579</b>	<b>40,068</b>	<b>112,800</b>	<b>10,708</b>	<b>10,702</b>	<b>112,800</b>
<b>TEXAS ANTI-GANG CENTER PR</b>						
Personnel Services	115,419	355,611	0	462,760	462,760	278,888
Materials and Supplies	548,140	147,029	0	59,318	78,124	0
Contractual Services	528,989	690,397	0	689,080	729,938	0
Other Charges	0	0	1,500,000	1,500,000	1,500,000	1,221,112
Capital Outlay	78,209	239,947	0	901,550	841,886	0
<b>TOTAL TEXAS ANTI-GANG CENTER PR</b>	<b>1,270,757</b>	<b>1,432,983</b>	<b>1,500,000</b>	<b>3,612,708</b>	<b>3,612,708</b>	<b>1,500,000</b>

**CITY OF LAREDO, TEXAS  
SPECIAL POLICE  
OPERATING GRANTS FUND  
FY 2024 - 2025**

	<u>ACTUAL FY 21-22</u>	<u>ACTUAL FY 22-23</u>	<u>ORIGINAL BUDGET FY 23-24</u>	<u>AMENDED BUDGET FY 23-24</u>	<u>TOTAL ESTIMATE FY 23-24</u>	<u>PROPOSED BUDGET FY 24-25</u>
<b>FBI-SAFE STREETS TF</b>						
Personnel Services	43,848	47,490	44,522	44,522	45,570	55,184
Other Charges	0	0	0	0	0	2,715
<b>TOTAL FBI-SAFE STREETS TF</b>	<b>43,848</b>	<b>47,490</b>	<b>44,522</b>	<b>44,522</b>	<b>45,570</b>	<b>57,899</b>
<b>DWI ENFORCEMENT</b>						
Personnel Services	66,232	65,499	0	65,500	65,500	0
Other Charges	0	0	69,500	0	0	68,000
<b>TOTAL DWI ENFORCEMENT</b>	<b>66,232</b>	<b>65,499</b>	<b>69,500</b>	<b>65,500</b>	<b>65,500</b>	<b>68,000</b>
<b>CORONAVIRUS EMRGY-FEDERAL</b>						
Materials and Supplies	18,142	0	0	0	0	0
<b>TOTAL CORONAVIRUS EMRGY-FEDERAL</b>	<b>18,142</b>	<b>0</b>	<b>0</b>	<b>0</b>	<b>0</b>	<b>0</b>
<b>OCDEFT- HSI</b>						
Personnel Services	32,106	0	32,353	46,200	32,353	97,218
Other Charges	0	0	0	33,180	33,180	4,782
<b>TOTAL OCDEFT- HSI</b>	<b>32,106</b>	<b>0</b>	<b>32,353</b>	<b>79,380</b>	<b>65,533</b>	<b>102,000</b>
<b>LDO JOINT TERRORISM TF</b>						
Personnel Services	21,405	23,328	22,261	22,261	22,649	27,221
Other Charges	0	0	0	0	0	1,729
<b>TOTAL LDO JOINT TERRORISM TF</b>	<b>21,405</b>	<b>23,328</b>	<b>22,261</b>	<b>22,261</b>	<b>22,649</b>	<b>28,950</b>
<b>OCDETF-DEA</b>						
Personnel Services	73,636	58,113	74,464	100,292	101,113	238,063
Other Charges	0	0	36,326	36,326	35,644	11,712
<b>TOTAL OCDETF-DEA</b>	<b>73,636</b>	<b>58,113</b>	<b>110,790</b>	<b>136,618</b>	<b>136,757</b>	<b>249,775</b>

**CITY OF LAREDO, TEXAS  
SPECIAL POLICE  
OPERATING GRANTS FUND  
FY 2024 - 2025**

	<u>ACTUAL FY 21-22</u>	<u>ACTUAL FY 22-23</u>	<u>ORIGINAL BUDGET FY 23-24</u>	<u>AMENDED BUDGET FY 23-24</u>	<u>TOTAL ESTIMATE FY 23-24</u>	<u>PROPOSED BUDGET FY 24-25</u>
<b>OCDETF-FBI</b>						
Personnel Services	5,839	45,772	10,353	12,184	12,549	55,184
Other Charges	0	0	14,523	14,523	14,158	2,716
<b>TOTAL OCDETF-FBI</b>	<b>5,839</b>	<b>45,772</b>	<b>24,876</b>	<b>26,707</b>	<b>26,707</b>	<b>57,900</b>
<b>RESISTANCE SHIELD PROGRAM</b>						
Materials and Supplies	52,040	276,817	0	0	0	0
Other Charges	0	0	0	0	0	310,650
<b>TOTAL RESISTANCE SHIELD PROGRAM</b>	<b>52,040</b>	<b>276,817</b>	<b>0</b>	<b>0</b>	<b>0</b>	<b>310,650</b>
<b>COPS GRANT 2024-2026</b>						
Personnel Services	0	0	0	1,316,254	1,316,254	1,233,136
Other Charges	0	0	0	0	0	306,693
<b>TOTAL COPS GRANT 2024-2026</b>	<b>0</b>	<b>0</b>	<b>0</b>	<b>1,316,254</b>	<b>1,316,254</b>	<b>1,539,829</b>
<b>COPS GRANT FY 19</b>						
Personnel Services	792,014	983,073	0	62,579	914,907	0
Other Charges	0	0	1,316,254	370,569	450,729	2,268,871
<b>TOTAL COPS GRANT FY 19</b>	<b>792,014</b>	<b>983,073</b>	<b>1,316,254</b>	<b>433,148</b>	<b>1,365,636</b>	<b>2,268,871</b>
<b>PD INFO &amp; CYBERSECURITY</b>						
Other Charges	0	0	350,000	350,000	0	350,000
<b>TOTAL PD INFO &amp; CYBERSECURITY</b>	<b>0</b>	<b>0</b>	<b>350,000</b>	<b>350,000</b>	<b>0</b>	<b>350,000</b>
<b>GDEM/BORDER SECURITY</b>						
Personnel Services	140,496	167,000	0	200,000	201,499	0
Other Charges	0	0	500,000	0	0	500,000
<b>TOTAL GDEM/BORDER SECURITY</b>	<b>140,496</b>	<b>167,000</b>	<b>500,000</b>	<b>200,000</b>	<b>201,499</b>	<b>500,000</b>

**CITY OF LAREDO, TEXAS  
SPECIAL POLICE  
OPERATING GRANTS FUND  
FY 2024 - 2025**

	<u>ACTUAL FY 21-22</u>	<u>ACTUAL FY 22-23</u>	<u>ORIGINAL BUDGET FY 23-24</u>	<u>AMENDED BUDGET FY 23-24</u>	<u>TOTAL ESTIMATE FY 23-24</u>	<u>PROPOSED BUDGET FY 24-25</u>
<b>OPERATION STONEGARDEN '17</b>						
Personnel Services	781,951	546,284	0	803,436	810,048	0
Other Charges	0	0	0	0	0	1,600,000
Capital Outlay	88,383	0	0	158,825	158,825	0
<b>TOTAL OPERATION STONEGARDEN '17</b>	<b>870,335</b>	<b>546,284</b>	<b>0</b>	<b>962,261</b>	<b>968,873</b>	<b>1,600,000</b>
<b>VIOLENCE OF CRIME ACT</b>						
Personnel Services	53,697	53,910	0	0	0	0
Materials and Supplies	4,796	7,647	0	5,181	4,753	0
Contractual Services	6,606	7,438	0	13,867	14,295	0
Other Charges	0	0	84,000	0	0	49,064
<b>TOTAL VIOLENCE OF CRIME ACT</b>	<b>65,100</b>	<b>68,995</b>	<b>84,000</b>	<b>19,048</b>	<b>19,048</b>	<b>49,064</b>
<b>EQUIPPED BOMB UNIT VEHICL</b>						
Capital Outlay	23,442	106,263	0	0	0	0
<b>TOTAL EQUIPPED BOMB UNIT VEHICL</b>	<b>23,442</b>	<b>106,263</b>	<b>0</b>	<b>0</b>	<b>0</b>	<b>0</b>
<b>BODY-WORN CAMERA-STATE</b>						
Materials and Supplies	78,840	0	0	0	0	0
Other Charges	0	0	0	0	0	77,936
<b>TOTAL BODY-WORN CAMERA-STATE</b>	<b>78,840</b>	<b>0</b>	<b>0</b>	<b>0</b>	<b>0</b>	<b>77,936</b>
<b>OPSG</b>						
Personnel Services	539,988	778,499	0	1,328,148	0	0
Other Charges	0	0	1,600,000	0	1,600,000	0
Capital Outlay	0	162,371	0	163,200	0	0
<b>TOTAL OPSG</b>	<b>539,988</b>	<b>940,871</b>	<b>1,600,000</b>	<b>1,491,348</b>	<b>1,600,000</b>	<b>0</b>
<b>LETPA-SWAT SAFETY GEAR</b>						
Materials and Supplies	1,295	0	52,000	52,000	0	0
Other Charges	0	0	0	0	0	52,000
Capital Outlay	46,830	0	0	0	0	0
<b>TOTAL LETPA-SWAT SAFETY GEAR</b>	<b>48,125</b>	<b>0</b>	<b>52,000</b>	<b>52,000</b>	<b>0</b>	<b>52,000</b>

**CITY OF LAREDO, TEXAS  
SPECIAL POLICE  
OPERATING GRANTS FUND  
FY 2024 - 2025**

	<u>ACTUAL FY 21-22</u>	<u>ACTUAL FY 22-23</u>	<u>ORIGINAL BUDGET FY 23-24</u>	<u>AMENDED BUDGET FY 23-24</u>	<u>TOTAL ESTIMATE FY 23-24</u>	<u>PROPOSED BUDGET FY 24-25</u>
<b>PROJECT SAFE NEIGHBORHOOD</b>						
Personnel Services	26,882	32,000	0	50,000	50,000	0
Other Charges	0	0	50,000	0	0	50,000
<b>TOTAL PROJECT SAFE NEIGHBORHOOD</b>	<b>26,882</b>	<b>32,000</b>	<b>50,000</b>	<b>50,000</b>	<b>50,000</b>	<b>50,000</b>
<b>BOMB UNIT X-RAY UPGRADE</b>						
Capital Outlay	34,287	0	0	0	0	0
<b>TOTAL BOMB UNIT X-RAY UPGRADE</b>	<b>34,287</b>	<b>0</b>	<b>0</b>	<b>0</b>	<b>0</b>	<b>0</b>
<b>PUBL SAFETY FNDTN-FIREHSE</b>						
Other Charges	0	0	50,000	50,000	0	50,000
<b>TOTAL PUBL SAFETY FNDTN-FIREHSE</b>	<b>0</b>	<b>0</b>	<b>50,000</b>	<b>50,000</b>	<b>0</b>	<b>50,000</b>
<b>JUSTICE ASST GT-WEBB FY19</b>						
Materials and Supplies	5,631	0	0	0	0	0
Other Charges	0	0	0	0	0	35,000
<b>TOTAL JUSTICE ASST GT-WEBB FY19</b>	<b>5,631</b>	<b>0</b>	<b>0</b>	<b>0</b>	<b>0</b>	<b>35,000</b>
<b>JAG GRANT-CITY</b>						
Personnel Services	81,745	75,558	95,152	100,008	100,008	99,516
Other Charges	0	0	2,042	1,541	1,541	0
<b>TOTAL JAG GRANT-CITY</b>	<b>81,745</b>	<b>75,558</b>	<b>97,194</b>	<b>101,549</b>	<b>101,549</b>	<b>99,516</b>
<b>JAG GRANT-WEBB</b>						
Materials and Supplies	0	17,720	35,000	65,690	65,690	0
Contractual Services	5,396	9,594	0	11,793	11,793	0
<b>TOTAL JAG GRANT-WEBB</b>	<b>5,396</b>	<b>27,313</b>	<b>35,000</b>	<b>77,483</b>	<b>77,483</b>	<b>0</b>

**CITY OF LAREDO, TEXAS  
SPECIAL POLICE  
OPERATING GRANTS FUND  
FY 2024 - 2025**

	<u>ACTUAL FY 21-22</u>	<u>ACTUAL FY 22-23</u>	<u>ORIGINAL BUDGET FY 23-24</u>	<u>AMENDED BUDGET FY 23-24</u>	<u>TOTAL ESTIMATE FY 23-24</u>	<u>PROPOSED BUDGET FY 24-25</u>
<b>OPERATION LONE STAR</b>						
Personnel Services	133,189	146,744	0	236,472	236,531	0
Materials and Supplies	93,405	0	0	113,058	113,058	0
Other Charges	0	0	500,000	0	0	1,200,000
Capital Outlay	126,642	0	0	0	0	0
<b>TOTAL OPERATION LONE STAR</b>	<b>353,236</b>	<b>146,744</b>	<b>500,000</b>	<b>349,530</b>	<b>349,589</b>	<b>1,200,000</b>
<b>OOG CJD LPD TECH PROJECT</b>						
Materials and Supplies	5,190	0	0	0	0	0
Capital Outlay	13,746	1,200	0	0	0	0
<b>TOTAL OOG CJD LPD TECH PROJECT</b>	<b>18,936</b>	<b>1,200</b>	<b>0</b>	<b>0</b>	<b>0</b>	<b>0</b>
<b>ALCOHOL,TOBACCO &amp; FIREARM</b>						
Personnel Services	107,109	164,561	116,467	116,206	119,690	116,660
Other Charges	0	0	0	0	0	5,739
<b>TOTAL ALCOHOL,TOBACCO &amp; FIREARM</b>	<b>107,109</b>	<b>164,561</b>	<b>116,467</b>	<b>116,206</b>	<b>119,690</b>	<b>122,399</b>
<b>NEW GRANTS</b>						
Other Charges	1	0	110	858,380	4,600	1,544,500
<b>TOTAL NEW GRANTS</b>	<b>1</b>	<b>0</b>	<b>110</b>	<b>858,380</b>	<b>4,600</b>	<b>1,544,500</b>
<b>FUG. APPREH.-US MARSHALS</b>						
Personnel Services	24,365	25,767	25,882	25,882	26,188	25,925
Other Charges	0	0	0	0	0	1,275
<b>TOTAL FUG. APPREH.-US MARSHALS</b>	<b>24,365</b>	<b>25,767</b>	<b>25,882</b>	<b>25,882</b>	<b>26,188</b>	<b>27,200</b>
<b>COPS COMM POLICING DEVLPT</b>						
Other Charges	0	0	100,000	100,000	0	100,000
<b>TOTAL COPS COMM POLICING DEVLPT</b>	<b>0</b>	<b>0</b>	<b>100,000</b>	<b>100,000</b>	<b>0</b>	<b>100,000</b>

**CITY OF LAREDO, TEXAS  
SPECIAL POLICE  
OPERATING GRANTS FUND  
FY 2024 - 2025**

	<u>ACTUAL FY 21-22</u>	<u>ACTUAL FY 22-23</u>	<u>ORIGINAL BUDGET FY 23-24</u>	<u>AMENDED BUDGET FY 23-24</u>	<u>TOTAL ESTIMATE FY 23-24</u>	<u>PROPOSED BUDGET FY 24-25</u>
<b>CJD-MENTAL-PEER SUPPORT</b>						
Contractual Services	32,102	24,132	0	0	0	0
Other Charges	0	0	32,000	32,000	0	34,755
<b>TOTAL CJD-MENTAL-PEER SUPPORT</b>	<b>32,102</b>	<b>24,132</b>	<b>32,000</b>	<b>32,000</b>	<b>0</b>	<b>34,755</b>
<b>JAG/CJD-CRIM.INVEST.SAFE</b>						
Personnel Services	29,058	0	0	0	0	0
<b>TOTAL JAG/CJD-CRIM.INVEST.SAFE</b>	<b>29,058</b>	<b>0</b>	<b>0</b>	<b>0</b>	<b>0</b>	<b>0</b>
<b>TOTAL EXPENDITURES</b>	<b>5,732,812</b>	<b>6,144,234</b>	<b>9,257,011</b>	<b>12,870,788</b>	<b>11,224,467</b>	<b>14,475,315</b>
<b>CLOSING BALANCE</b>	<b>\$1,269,969</b>	<b>\$1,288,762</b>	<b>\$0</b>	<b>\$874,976</b>	<b>\$0</b>	<b>\$0</b>

# Special Police Fund

## Mission Statement

The Laredo Police Department will continue seeking local, federal, and state grant funding to augment the city's resources and further department goals.

## Key Functions

- Assists Victims of Crime
- Provides overtime to conduct occupant protection enforcement, reduce incidences of speeding, driving while intoxicated, failure to use restraint systems, intersection traffic control violations, enforcement of state and local ordinances on cellular and texting devices.
- Provides overtime to increase capability to prevent, protect against, and respond to border security issues.
- Provides funds to support the purchase of bulletproof vests.
- Supports projects that prevent terrorism and targeted violence and prepare for the threats and hazards that pose the greatest risk to our community.
- Supports memorandum of understandings (MOU) and working agreements to increase coordination and collaboration among our local, state and federal partners.
- Sustains the Texas Anti-Gang Grant which brings together all resources and law enforcement partnerships to address a major security threat and gap along the South Texas Border.
- Grants key function is to augment the city's resources by providing funding for overtime for officers to fight against criminal enterprises and safeguard our borders; to provide community awareness, to purchase equipment and vehicles, provide training, peer support and mental health services, to name a few.

FY 2024 Accomplishments	FY 2025 Goals
<ul style="list-style-type: none"> <li>• LPD received over \$7M in federal and state grants</li> <li>• Equipped SWAT officers with helmets and communication mics with OOG funding</li> <li>• Awarded grant to provide 1 bomb suit for the LPD Bomb Unit</li> <li>• Obtained 2 fully equipped patrol units with awarded OPSG grant funds</li> </ul>	<ul style="list-style-type: none"> <li>• Continue seeking funding for Federal and State Grants to support and augment funding to further department goals.</li> <li>• Increase police strength through COPS Hiring Program. LPD currently has *2.1 officers per 1,000 population and strives to reach the national average of 2.5 sworn officers per 1,000 population.</li> </ul>

## Performance Measures

Outputs	Actual 21-22	Actual 22-23	Estimate 23-24	Target 24-25
Number of Grants Awarded	21	20	22	32
Reimbursable Memorandum of Understandings/Working Agreements	10	10	10	10

## Expenditures

Special Police	Actual 21-22	Actual 22-23	Amended 23-24	Estimated 23-24	Proposed 24-25
Personnel Services	3,854,701	4,362,948	5,899,418	5,355,583	2,344,952
Materials & Supplies	879,561	491,867	318,955	285,327	0
Contractual Services	587,010	741,561	747,781	789,067	0
Other Charges	1	0	4,636,532	3,749,252	12,130,363
Capital Outlay	411,539	547,858	1,268,102	1,045,238	0
<b>Total</b>	<b>5,732,812</b>	<b>6,144,234</b>	<b>12,870,788</b>	<b>11,224,467</b>	<b>14,475,315</b>



**CITY OF LAREDO, TEXAS  
POLICE TRUST  
OPERATING FUND  
FY 2024 - 2025**

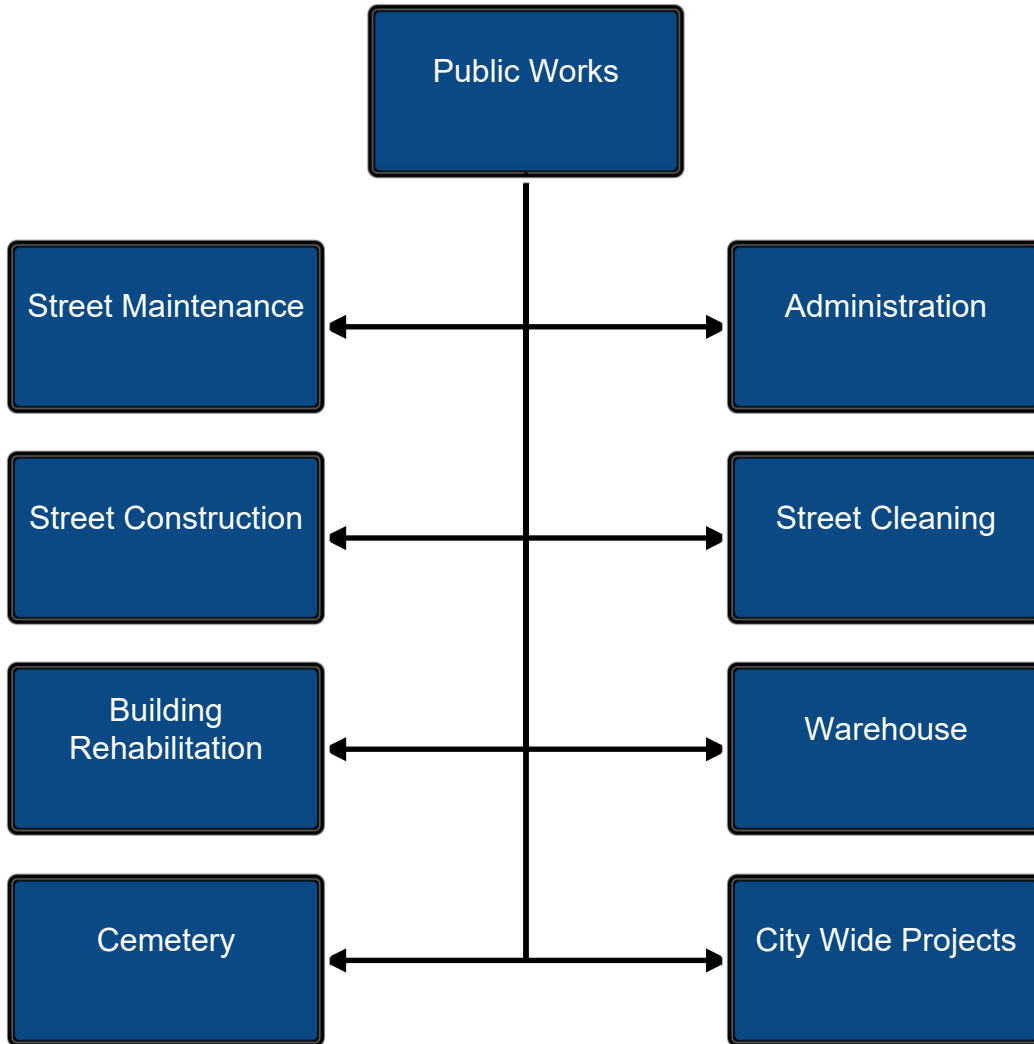
	<u>ACTUAL FY 21-22</u>	<u>ACTUAL FY 22-23</u>	<u>ORIGINAL BUDGET FY 23-24</u>	<u>AMENDED BUDGET FY 23-24</u>	<u>TOTAL ESTIMATE FY 23-24</u>	<u>PROPOSED BUDGET FY 24-25</u>
<b>OPENING BALANCE</b>	<b>\$4,577,818</b>	<b>\$4,607,806</b>	<b>\$3,915,727</b>	<b>\$4,355,464</b>	<b>\$4,355,464</b>	<b>\$2,812,039</b>
<b>REVENUES</b>						
Rents, Royalties and Interest	15,913	0	0	0	181,000	162,500
Reimburse and Miscellaneous	1,076,928	0	0	0	0	0
<b>POLICE-JUSTICE DEPT</b>						
Rents, Royalties and Interest	0	7,780	6,070	6,070	6,070	0
Reimburse and Miscellaneous	0	185,642	100,000	100,000	627,177	100,000
<b>TOTAL POLICE-JUSTICE DEPT</b>	<b>0</b>	<b>193,422</b>	<b>106,070</b>	<b>106,070</b>	<b>633,247</b>	<b>100,000</b>
<b>POLICE-TREASURY DEPT</b>						
Rents, Royalties and Interest	0	54,679	47,458	47,458	47,458	0
Reimburse and Miscellaneous	0	572,152	300,000	300,000	6,609	300,000
<b>TOTAL POLICE-TREASURY DEPT</b>	<b>0</b>	<b>626,831</b>	<b>347,458</b>	<b>347,458</b>	<b>54,067</b>	<b>300,000</b>
<b>POLICE-CH.59 STATE FUNDS</b>						
Rents, Royalties and Interest	0	108,410	93,780	93,780	93,780	0
Reimburse and Miscellaneous	0	140,466	100,000	100,000	355,668	100,000
<b>TOTAL POLICE-CH.59 STATE FUNDS</b>	<b>0</b>	<b>248,876</b>	<b>193,780</b>	<b>193,780</b>	<b>449,448</b>	<b>100,000</b>
<b>PROGRAM INCOME</b>						
Rents, Royalties and Interest	8,836	0	0	0	0	0
Reimburse and Miscellaneous	10,402	0	0	0	0	0
<b>TOTAL PROGRAM INCOME</b>	<b>19,238</b>	<b>0</b>	<b>0</b>	<b>0</b>	<b>0</b>	<b>0</b>

**CITY OF LAREDO, TEXAS  
POLICE TRUST  
OPERATING FUND  
FY 2024 - 2025**

	<u>ACTUAL FY 21-22</u>	<u>ACTUAL FY 22-23</u>	<u>ORIGINAL BUDGET FY 23-24</u>	<u>AMENDED BUDGET FY 23-24</u>	<u>TOTAL ESTIMATE FY 23-24</u>	<u>PROPOSED BUDGET FY 24-25</u>
<b>FTF-STATE CH. 59 FUNDS</b>						
Rents, Royalties and Interest	0	5,087	4,392	4,392	4,392	0
<b>TOTAL FTF-STATE CH. 59 FUNDS</b>	<b>0</b>	<b>5,087</b>	<b>4,392</b>	<b>4,392</b>	<b>4,392</b>	<b>0</b>
<b>TOTAL REVENUES</b>	<b>1,112,079</b>	<b>1,074,216</b>	<b>651,700</b>	<b>651,700</b>	<b>1,322,154</b>	<b>662,500</b>
<b>TOTAL AVAILABLE</b>	<b>5,689,897</b>	<b>5,682,022</b>	<b>4,567,427</b>	<b>5,007,164</b>	<b>5,677,618</b>	<b>3,474,539</b>
<b>EXPENDITURES</b>						
<b>POLICE-JUSTICE DEPT</b>						
Materials and Supplies	303,511	0	0	0	0	0
Contractual Services	226,531	0	0	0	0	0
Capital Outlay	219,045	0	0	0	0	0
Debt Service	274,413	0	0	0	0	0
<b>TOTAL POLICE-JUSTICE DEPT</b>	<b>1,023,500</b>	<b>0</b>	<b>0</b>	<b>0</b>	<b>0</b>	<b>0</b>
<b>POLICE-JUSTICE DEPT</b>						
Contractual Services	0	109,521	130,000	159,003	159,003	130,000
<b>TOTAL POLICE-JUSTICE DEPT</b>	<b>0</b>	<b>109,521</b>	<b>130,000</b>	<b>159,003</b>	<b>159,003</b>	<b>130,000</b>
<b>POLICE-TREASURY DEPT</b>						
Materials and Supplies	0	237,066	375,000	1,018,838	1,018,838	255,000
Capital Outlay	0	364,474	0	574,918	574,918	380,000
Debt Service	0	274,413	0	0	0	0
<b>TOTAL POLICE-TREASURY DEPT</b>	<b>0</b>	<b>875,953</b>	<b>375,000</b>	<b>1,593,756</b>	<b>1,593,756</b>	<b>635,000</b>
<b>POLICE-CH.59 STATE FUNDS</b>						
Materials and Supplies	0	58,685	75,000	109,841	109,841	75,000
Contractual Services	0	180,544	500,000	361,827	361,827	500,000
Capital Outlay	0	61,120	300,000	571,152	571,152	300,000
<b>TOTAL POLICE-CH.59 STATE FUNDS</b>	<b>0</b>	<b>300,349</b>	<b>875,000</b>	<b>1,042,820</b>	<b>1,042,820</b>	<b>875,000</b>

**CITY OF LAREDO, TEXAS  
POLICE TRUST  
OPERATING FUND  
FY 2024 - 2025**

	<u>ACTUAL FY 21-22</u>	<u>ACTUAL FY 22-23</u>	<u>ORIGINAL BUDGET FY 23-24</u>	<u>AMENDED BUDGET FY 23-24</u>	<u>TOTAL ESTIMATE FY 23-24</u>	<u>PROPOSED BUDGET FY 24-25</u>
<b>PROGRAM INCOME</b>						
Intergovernmental Transfers	58,591	0	0	0	0	0
<b>TOTAL PROGRAM INCOME</b>	<b>58,591</b>	<b>0</b>	<b>0</b>	<b>0</b>	<b>0</b>	<b>0</b>
<b>FTF-STATE CH. 59 FUNDS</b>						
Intergovernmental Transfers	0	40,735	70,000	70,000	70,000	70,000
<b>TOTAL FTF-STATE CH. 59 FUNDS</b>	<b>0</b>	<b>40,735</b>	<b>70,000</b>	<b>70,000</b>	<b>70,000</b>	<b>70,000</b>
<b>TOTAL EXPENDITURES</b>	<b>1,082,091</b>	<b>1,326,558</b>	<b>1,450,000</b>	<b>2,865,579</b>	<b>2,865,579</b>	<b>1,710,000</b>
<b>CLOSING BALANCE</b>	<b>\$4,607,806</b>	<b>\$4,355,464</b>	<b>\$3,117,427</b>	<b>\$2,141,585</b>	<b>\$2,812,039</b>	<b>\$1,764,539</b>



**CITY OF LAREDO, TEXAS  
GENERAL FUND SUMMARY  
EXPENDITURES  
FY 2024-2025**

EXPENDITURES	ACTUAL FY 21-22	ACTUAL FY 22-23	ORIGINAL BUDGET FY 23-24	AMENDED BUDGET FY 23-24	TOTAL ESTIMATE FY 23-24	PROPOSED BUDGET FY 24-25
<b>PUBLIC WORKS</b>						
Public Works						
Administration						
Personnel Services	519,071	531,765	549,229	549,229	550,403	568,504
Materials and Supplies	6,943	12,754	17,636	15,637	22,537	18,394
Contractual Services	373,822	340,835	415,536	419,570	421,146	441,822
Debt Service	1,090	1,090	1,199	1,199	1,045	1,199
Subtotal Administration	900,926	886,444	983,600	985,635	995,131	1,029,919
Street Maintenance						
Personnel Services	337,355	373,036	543,442	543,442	543,442	548,025
Materials and Supplies	198,062	272,129	175,712	175,829	159,486	172,021
Contractual Services	189,996	147,708	240,787	240,787	240,787	137,813
Subtotal Street Maintenance	725,413	792,873	959,941	960,058	943,715	857,859
Street Construction						
Personnel Services	1,147,807	2,160,979	3,229,118	3,229,118	3,171,098	3,148,302
Materials and Supplies	555,827	995,957	604,126	611,287	609,803	621,395
Contractual Services	713,789	880,928	907,410	907,410	907,410	1,245,251
Other Charges	-	-	4,500	4,500	4,500	4,500
Capital Outlay	-	-	-	8,600	8,600	-
Subtotal Street Construction	2,417,423	4,037,864	4,745,154	4,760,915	4,701,411	5,019,448
Street Cleaning						
Personnel Services	593,516	793,855	1,253,264	1,253,264	1,253,264	1,216,114
Materials and Supplies	141,053	138,815	153,009	153,487	155,487	161,222
Contractual Services	663,505	463,044	866,196	870,188	866,196	612,159
Subtotal Street Cleaning	1,398,074	1,395,714	2,272,469	2,276,939	2,274,947	1,989,495
Building Rehab						
Personnel Services	755,924	941,368	1,120,838	1,120,838	1,121,838	1,140,573
Materials and Supplies	36,874	61,828	43,446	46,097	57,039	49,301
Contractual Services	33,051	39,075	59,312	66,489	61,147	52,194
Subtotal Building Rehab	825,849	1,042,271	1,223,596	1,233,424	1,240,024	1,242,068
Warehouse						
Personnel Services	74,322	84,943	95,758	95,758	95,758	98,687
Materials and Supplies	128,234	88,288	92,654	99,603	104,499	120,517
Contractual Services	5,001	4,916	14,154	14,154	14,824	17,109
Subtotal Warehouse	207,557	178,147	202,566	209,515	215,081	236,313
Special Constr. Projects						
Personnel Services	439,796	533,559	315,562	315,562	318,712	315,562
Materials and Supplies	7,453	25,583	-	30,000	30,000	-
Contractual Services	-	-	-	-	-	23,317
Subtotal Special Constr. Projects	447,249	559,142	315,562	345,562	348,712	338,879
Cemetery						
Personnel Services	449,622	498,985	519,528	519,528	519,528	553,849
Materials and Supplies	83,940	82,015	111,732	144,742	139,842	144,401
Contractual Services	122,078	132,969	166,007	162,629	220,556	193,931
Other Charges	-	-	-	-	-	-
Capital Outlay	94,695	-	-	25,440	25,440	-
Debt Service	545	545	600	600	600	600
Subtotal Cemetery	750,880	714,514	797,867	852,939	905,966	892,781
<b>Total Public Works</b>	<b>\$ 7,673,371</b>	<b>\$ 9,606,969</b>	<b>\$ 11,500,755</b>	<b>\$ 11,624,987</b>	<b>\$ 11,624,987</b>	<b>\$ 11,606,762</b>

**City of Laredo, Texas  
Public Works Department  
Major Fund Changes  
FY2024-2025**

**EXPENDITURES**

<b>Total Net Change from FY 23-24 to FY 24-25</b>	<b>\$ 106,007</b>
<b><u>Major Expenditure Changes</u></b>	<b><u>Variance</u></b>
Personnel	(37,123)
Water	61,266
I-Net Charges	53,073
Motor Fuel	45,485
Rental of Land/Building	11,342
Vehicle Maintenance	(23,693)

## Department Requests

### Capital Outlay Request

DIVISION	DESCRIPTION	AMOUNT REQUESTED	FUNDING SOURCE	APPROVED AMOUNT
<b>STREET CONSTRUCTION</b>	<b>101-2730-535.90-01 MACHINERY &amp; EQUIPMENT</b>			
	3 Roller	26,415		
	<b>101-2730-535.90-04 AUTOMOTIVE</b>			
	F-350 Truck	63,230	2015 CO	63,230
	Chevrolet Silverado 2500 Truck	50,181	2015 CO	50,181
	3 Ford F-250 Truck	182,671	2015 CO	182,671
	Ford F-250 Short Bed Truck	63,806	2015 CO	63,806
	2 Ford F-250 Crew Cab Truck	129,365	2015 CO	129,365
	2 Ford F-250 Ext. Cab Truck	102,790	2016 CO	102,790
	HAMM Roller	146,579	2016 CO	146,579
	HAMM DD Roller	83,626	2019 CO	83,626
	Paver	720,000		
<b>STREET CLEANING</b>	<b>101-2740-535.90-04 AUTOMOTIVE</b>			
	3 Air Sweeper	1,083,940	2019 CO	1,083,940
<b>CEMETERY</b>	<b>101-2795-535.90-01 MACHINERY &amp; EQUIPMENT</b>			
	2 Chapel Ten	15,794		
	Master Plain Package	12,566		
	<b>101-2795-535.90-04 AUTOMOTIVE</b>			
	John Deere Gator	24,666	2014 CO	24,666
<b>Total Capital Outlay Requests</b>		<b>2,705,629</b>		<b>1,930,854</b>
<b>Total Public Works Requests</b>		<b>2,705,629</b>		<b>1,930,854</b>

# Public Works Department

## Mission Statement

Our goal is to minimize long-term damage to the city's street infrastructure by ensuring that all city streets are in safe traveling conditions, maintained for the safety and efficient movement for pedestrians, traffic, and emergency services. Respond to street construction repairs and requests in a systematic and well-ordered manner, and keeping up appearances of the cemetery at a high standard at all times.

## Key Functions

- Sidewalk and Street Maintenance
- Street Cleaning and Pot Patching
- Make necessary repairs to City Buildings
- Ensuring tools, supplies, and equipment required
- Keeping up appearance for Cemetery

## FY 2024 Accomplishments

- Street Resurfacing Program
- District Sidewalk Maintenance
- Maintain R.O.W and Creeks

## FY 2025 Goals

- Keep City Streets Clean
- Continue Resurfacing Program
- Resurface Industrial Parks Streets

## Performance Measures

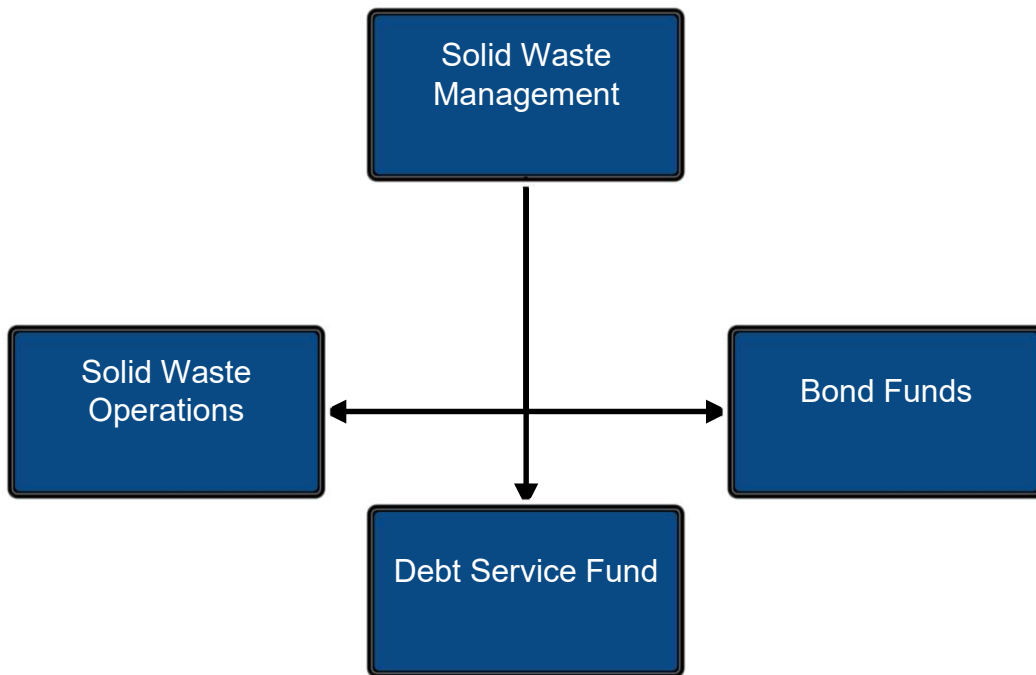
Outputs	Actual 21-22	Actual 22-23	Estimate 23-24	Target 24-25
Number of lane miles swept	41,090	41,090	41,090	41,090
Building Maintenance	1,100	1,100	1,100	1,100
Streets Paved (Blocks)	228.50	414	400	400
Street Repairs – Pot Patchers	136,510	109,618	24,800	26,040

## Expenditures

Public Works	Actual 21-22	Actual 22-23	Amended 23-24	Estimated 23-24	Proposed 24-25
Personnel Services	4,317,413	5,918,490	7,626,739	7,574,043	7,589,616
Materials & Supplies	1,158,386	1,677,369	1,276,682	1,278,693	1,287,251
Contractual Services	2,101,242	2,009,475	2,681,227	2,732,066	2,723,596
Other Charges	0	0	4,500	4,500	4,500
Capital Outlay	94,695	0	34,040	34,040	0
Debt Service	1,635	1,635	1,799	1,645	1,799
<b>Total</b>	<b>7,673,371</b>	<b>9,606,969</b>	<b>11,624,987</b>	<b>11,624,987</b>	<b>11,606,762</b>







**CITY OF LAREDO, TEXAS  
SOLID WASTE SERVICES  
OPERATING FUND  
FY 2024 - 2025**

	<u>ACTUAL FY 21-22</u>	<u>ACTUAL FY 22-23</u>	<u>ORIGINAL BUDGET FY 23-24</u>	<u>AMENDED BUDGET FY 23-24</u>	<u>TOTAL ESTIMATE FY 23-24</u>	<u>PROPOSED BUDGET FY 24-25</u>
<b>OPENING BALANCE</b>	<b>\$32,740,490</b>	<b>\$35,581,941</b>	<b>\$38,339,660</b>	<b>\$38,691,684</b>	<b>\$38,691,684</b>	<b>\$33,977,337</b>
<b>REVENUES</b>						
Charges for Services	29,421,148	33,409,879	34,577,325	34,577,325	35,164,673	36,237,901
Rents, Royalties and Interest	573,044	2,081,181	1,621,500	1,621,500	2,686,983	2,181,120
Reimburse and Miscellaneous	113,216	70,837	0	0	27,666	25,000
Other Financing Sources	551,353	0	0	0	0	0
<b>TOTAL REVENUES</b>	<b>30,658,760</b>	<b>35,561,898</b>	<b>36,198,825</b>	<b>36,198,825</b>	<b>37,879,322</b>	<b>38,444,021</b>
<b>TOTAL AVAILABLE</b>	<b>63,399,250</b>	<b>71,143,839</b>	<b>74,538,485</b>	<b>74,890,509</b>	<b>76,571,006</b>	<b>72,421,358</b>
<b>EXPENDITURES</b>						
<b>ADMINISTRATION</b>						
Personnel Services	277,296	373,990	471,308	471,308	413,751	485,385
Materials and Supplies	17,491	17,479	15,511	16,096	12,698	15,982
Contractual Services	69,922	91,976	95,780	87,380	108,696	91,140
Capital Outlay	27,611	0	0	0	0	0
<b>TOTAL ADMINISTRATION</b>	<b>392,320</b>	<b>483,445</b>	<b>582,599</b>	<b>574,784</b>	<b>535,145</b>	<b>592,507</b>
<b>BRANCH DIVISION</b>						
Personnel Services	662,742	1,993,556	1,978,146	1,978,146	2,120,670	2,188,876
Materials and Supplies	61,960	46,237	53,733	54,258	42,758	52,974
Contractual Services	12,379	104,343	61,907	61,382	226,019	377,800
<b>TOTAL BRANCH DIVISION</b>	<b>737,081</b>	<b>2,144,135</b>	<b>2,093,786</b>	<b>2,093,786</b>	<b>2,389,447</b>	<b>2,619,650</b>
<b>RECYCLING</b>						
Personnel Services	894,213	2,199,405	2,326,445	2,326,445	2,555,293	2,352,319
Materials and Supplies	25,029	43,487	93,266	71,641	37,705	90,432
Contractual Services	87,407	148,805	272,085	297,740	166,205	170,218
Capital Outlay	0	0	0	8,730	8,730	0
Intergovernmental Transfers	673,078	699,713	784,916	784,916	784,916	940,121
<b>TOTAL RECYCLING</b>	<b>1,679,728</b>	<b>3,091,410</b>	<b>3,476,712</b>	<b>3,489,472</b>	<b>3,552,849</b>	<b>3,553,090</b>

**CITY OF LAREDO, TEXAS  
SOLID WASTE SERVICES  
OPERATING FUND  
FY 2024 - 2025**

	<u>ACTUAL FY 21-22</u>	<u>ACTUAL FY 22-23</u>	<u>ORIGINAL BUDGET FY 23-24</u>	<u>AMENDED BUDGET FY 23-24</u>	<u>TOTAL ESTIMATE FY 23-24</u>	<u>PROPOSED BUDGET FY 24-25</u>
<b>SANITATION</b>						
Personnel Services	5,533,125	4,084,750	4,757,583	4,757,583	4,946,905	4,663,860
Materials and Supplies	1,855,076	2,440,536	2,057,231	2,272,127	2,085,244	2,115,553
Contractual Services	3,910,912	4,064,023	5,234,043	5,222,248	6,331,160	6,867,870
Other Charges	238,090	245,533	775,800	775,800	0	775,800
Capital Outlay	148,528	170,202	1,921,000	2,080,622	2,080,622	0
Intergovernmental Transfers	2,508,746	2,671,633	2,996,951	2,996,951	2,996,951	3,589,554
<b>TOTAL SANITATION</b>	<b>14,194,477</b>	<b>13,676,677</b>	<b>17,742,608</b>	<b>18,105,331</b>	<b>18,440,882</b>	<b>18,012,637</b>
<b>LANDFILL</b>						
Personnel Services	1,543,921	1,918,668	2,172,896	2,172,896	2,200,590	2,192,477
Materials and Supplies	824,748	814,354	764,687	783,172	724,516	920,089
Contractual Services	3,410,839	5,085,169	6,027,119	6,857,278	6,035,431	5,571,208
Other Charges	1,183,275	1,498,598	1,100,000	1,100,020	1,100,020	1,600,000
Capital Outlay	18,000	112,825	6,052,000	6,159,513	4,135,413	0
Debt Service	1,634	1,634	1,670	1,670	1,637	1,670
Intergovernmental Transfers	2,937,068	2,989,684	3,353,730	3,353,730	3,353,730	4,016,882
<b>TOTAL LANDFILL</b>	<b>9,919,486</b>	<b>12,420,932</b>	<b>19,472,102</b>	<b>20,428,279</b>	<b>17,551,337</b>	<b>14,302,326</b>
<b>LANDFILL - PONDEROSA</b>						
Personnel Services	0	0	0	0	0	595,407
Materials and Supplies	22,916	712	4,000	4,000	0	4,000
Contractual Services	163,583	110,579	322,400	332,596	124,009	324,400
<b>TOTAL LANDFILL - PONDEROSA</b>	<b>186,499</b>	<b>111,291</b>	<b>326,400</b>	<b>336,596</b>	<b>124,009</b>	<b>923,807</b>
<b>TOTAL EXPENDITURES</b>	<b>27,109,590</b>	<b>31,927,890</b>	<b>43,694,207</b>	<b>45,028,248</b>	<b>42,593,669</b>	<b>40,004,017</b>
<b>CLOSING BALANCE</b>	<b>\$36,289,660</b>	<b>\$39,215,949</b>	<b>\$30,844,278</b>	<b>\$29,862,261</b>	<b>\$33,977,337</b>	<b>\$32,417,341</b>

**CITY OF LAREDO, TEXAS  
SOLID WASTE SERVICES  
OPERATING FUND  
FY 2024 - 2025**

	<u>ACTUAL FY 21-22</u>	<u>ACTUAL FY 22-23</u>	<u>ORIGINAL BUDGET FY 23-24</u>	<u>AMENDED BUDGET FY 23-24</u>	<u>TOTAL ESTIMATE FY 23-24</u>	<u>PROPOSED BUDGET FY 24-25</u>
<b>ADJUSTMENTS</b>						
COMPENSATED ABSENCES	7,281	49,996	0	0	0	0
NET PENSION LIABILITY	(715,000)	(574,261)	0	0	0	0
<b>TOTAL ADJUSTMENTS</b>	<b>(707,719)</b>	<b>(524,265)</b>	<b>0</b>	<b>0</b>	<b>0</b>	<b>0</b>
<b>ADJUSTED CLOSING BALANCE</b>	<b>\$35,581,941</b>	<b>\$38,691,684</b>	<b>\$30,844,278</b>	<b>\$29,862,261</b>	<b>\$33,977,337</b>	<b>\$32,417,341</b>

**City of Laredo, Texas  
Solid Waste  
Major Fund Changes  
FY 2024-2025**

**REVENUES**

**Total Net Change From FY 23-24 to FY 24-25** **\$ 2,245,196**

**Major Revenue Changes**

**Variance**

Garbage Collection	\$ 828,857
Landfill Collection	701,626
Interest Earnings	449,300

**EXPENDITURES**

**Total Net Change From FY 23-24 to FY 24-25** **\$ (3,690,190)**

**Major Expenditure Changes**

**Variance**

Capital Outlay - Automotive	\$ (5,973,000)
Solid Waste Fund - (Transfer to Debt Service)	1,410,960
Vehicle Maintenance	1,022,659
Restricted Reserve	(775,800)
Closure and Postclosure Cost	500,000
Administrative Fees	249,730

## Department Requests

### Personnel Request

DIVISION	TITLE	GRADE	# OF REQUESTED	EST. COST W/BENEFITS	APPROVED POSITIONS	APPROVED AMOUNT
<b>LANDFILL</b>	Heavy Equipment Operator	206	4	285,917	4	285,917
	Supervisor (PT)	208	1	47,216	1	47,216
	Refuse Collector (PT)	202	2	70,015	2	70,015
	Cashier Teller I (PT)	203	1	35,825	1	35,825
	Heavy Equipment Operator (PT)	206	2	86,158	2	86,158
<b>Total Personnel Request</b>			<b>10</b>	<b>525,131</b>	<b>10</b>	<b>525,131</b>
<b>Total Solid Waste Requests</b>				<b>525,131</b>		<b>525,131</b>

# Solid Waste Services

## Mission Statement

The mission of the Solid Waste Department is to protect the environment, public health and welfare and enhance the quality of life by providing effective programs to collect and dispose of solid waste materials in a convenient, economical and environmentally sensitive manner.

## Key Functions

- Continue to improve customer service by using the most efficient automated system at our disposal by providing the best service in garbage and recycle collection to our customers residential and commercial.
- Continue to promote educational awareness and encourage the citizens to participate by calling 311 for any needs or concerns.
- Reduce material contamination through the educational awareness and continue with programs to educate the youth of Laredo on sound recycling practices.
- Continue to provide refuse collection services in the most efficient and cost-effective methods and respond to customer service requests quickly and efficiently.
- Continue with the construction of landfill cells, which will allow the City to continue servicing its waste disposal needs.

FY 2024 Accomplishments	FY 2025 Goals
<ul style="list-style-type: none"> <li>• Landfill Cell Construction (On-Going)</li> <li>• Continue providing bulky item pick-up collection twice a year</li> <li>• Added a third day to our garbage schedule to better service the community</li> <li>• Continue to follow TCEQ requirements</li> <li>• Participation in community events</li> </ul>	<ul style="list-style-type: none"> <li>• Fleet Maintenance Facility</li> <li>• Expansion &amp; Permit Modification at Current Landfill</li> <li>• Leachate Connection</li> <li>• Citizen's Convenience Station</li> <li>• Liquid Waste Crushing Pad</li> <li>• Compost Facility and Equipment</li> <li>• AEP easement relocation and cell design</li> </ul>

## Performance Measures

Outputs	Actual 21-22	Actual 22-23	Estimate 23-24	Target 24-25
Grapple branches collected (Tons)	10,159	8,178	6,686	7,432
Baled tonnage (Recycle)	6,147	2,378*	5,121	5,634
Total waste collected residential (Tons)	97,562	96,974	94,440	96,500
Pounds of waste per house per day	7.95	7.67	7.40	7.51
Total amount of incoming waste (Tons)	405,233	418,475	417,422	419,000

\*The recycle facility did not operate during the months of January thru May 2023 due to the fire that damage the part of building in December of 2022.

## Expenditures

Solid Waste	Actual 21-22	Actual 22-23	Amended 23-24	Estimated 23-24	Proposed 24-25
Personnel Services	8,911,297	10,570,367	11,706,378	12,237,209	12,478,324
Materials & Supplies	2,807,221	3,362,806	3,201,294	2,902,921	3,199,030
Contractual Services	7,655,042	9,604,893	12,858,624	12,991,520	13,402,636
Other Charges	1,421,365	1,744,131	1,875,820	1,100,020	2,375,800
Capital Outlay	194,139	283,028	8,248,865	6,224,765	0
Debt Service	1,634	1,635	1,670	1,637	1,670
Intergovernmental Transfers	6,118,892	6,361,030	7,135,597	7,135,597	8,546,557
<b>Total</b>	<b>27,109,590</b>	<b>31,927,890</b>	<b>45,028,248</b>	<b>42,593,669</b>	<b>40,004,017</b>



**CITY OF LAREDO, TEXAS  
SOLID WASTE SERVICES  
DEBT SERVICE FUND  
FY 2024 - 2025**

	<u>ACTUAL FY 21-22</u>	<u>ACTUAL FY 22-23</u>	<u>ORIGINAL BUDGET FY 23-24</u>	<u>AMENDED BUDGET FY 23-24</u>	<u>TOTAL ESTIMATE FY 23-24</u>	<u>PROPOSED BUDGET FY 24-25</u>
<b>OPENING BALANCE</b>	\$0	\$0	\$0	\$0	\$0	\$0
<b>REVENUES</b>						
<b>DEBT SERVICE</b>						
Other Financing Sources	6,118,892	6,361,030	7,135,597	7,135,597	6,714,449	8,546,557
<b>TOTAL DEBT SERVICE</b>	<b>6,118,892</b>	<b>6,361,030</b>	<b>7,135,597</b>	<b>7,135,597</b>	<b>6,714,449</b>	<b>8,546,557</b>
<b>TOTAL REVENUES</b>	<b>6,118,892</b>	<b>6,361,030</b>	<b>7,135,597</b>	<b>7,135,597</b>	<b>6,714,449</b>	<b>8,546,557</b>
<b>TOTAL AVAILABLE</b>	<b>6,118,892</b>	<b>6,361,030</b>	<b>7,135,597</b>	<b>7,135,597</b>	<b>6,714,449</b>	<b>8,546,557</b>
<b>EXPENDITURES</b>						
<b>DEBT SERVICE</b>						
Other Charges	0	0	1,553,002	422,873	0	1,550,000
Debt Service	6,118,892	6,361,030	5,582,595	6,712,724	6,714,449	6,996,557
<b>TOTAL DEBT SERVICE</b>	<b>6,118,892</b>	<b>6,361,030</b>	<b>7,135,597</b>	<b>7,135,597</b>	<b>6,714,449</b>	<b>8,546,557</b>
<b>TOTAL EXPENDITURES</b>	<b>6,118,892</b>	<b>6,361,030</b>	<b>7,135,597</b>	<b>7,135,597</b>	<b>6,714,449</b>	<b>8,546,557</b>
<b>CLOSING BALANCE</b>	<b>\$0</b>	<b>\$0</b>	<b>\$0</b>	<b>\$0</b>	<b>\$0</b>	<b>\$0</b>

**CITY OF LAREDO, TEXAS**  
**SOLID WASTE SERVICES**  
**2017 PPFCO BOND**  
**FY 2024 - 2025**

	<u>ACTUAL</u> <u>FY 21-22</u>	<u>ACTUAL</u> <u>FY 22-23</u>	<u>ORIGINAL</u> <u>BUDGET</u> <u>FY 23-24</u>	<u>AMENDED</u> <u>BUDGET</u> <u>FY 23-24</u>	<u>TOTAL</u> <u>ESTIMATE</u> <u>FY 23-24</u>	<u>PROPOSED</u> <u>BUDGET</u> <u>FY 24-25</u>
<b>OPENING BALANCE</b>	<b>\$119,418</b>	<b>\$108,850</b>	<b>\$0</b>	<b>\$6,756</b>	<b>\$6,756</b>	<b>\$0</b>
<b>REVENUES</b>						
<b>2017 PPFCO</b>						
Rents, Royalties and Interest	840	5,241	2,350	44,664	44,664	2,870
<b>TOTAL 2017 PPFCO</b>	<b>840</b>	<b>5,241</b>	<b>2,350</b>	<b>44,664</b>	<b>44,664</b>	<b>2,870</b>
<b>TOTAL REVENUES</b>	<b>840</b>	<b>5,241</b>	<b>2,350</b>	<b>44,664</b>	<b>44,664</b>	<b>2,870</b>
<b>TOTAL AVAILABLE</b>	<b>120,258</b>	<b>114,092</b>	<b>2,350</b>	<b>51,420</b>	<b>51,420</b>	<b>2,870</b>
<b>EXPENDITURES</b>						
<b>2017 PPFCO</b>						
Other Charges	0	0	2,350	50,709	50,708	2,870
Capital Outlay	11,408	107,336	0	711	711	0
Debt Service	0	0	0	1	1	0
<b>TOTAL 2017 PPFCO</b>	<b>11,408</b>	<b>107,336</b>	<b>2,350</b>	<b>51,421</b>	<b>51,420</b>	<b>2,870</b>
<b>TOTAL EXPENDITURES</b>	<b>11,408</b>	<b>107,336</b>	<b>2,350</b>	<b>51,421</b>	<b>51,420</b>	<b>2,870</b>
<b>CLOSING BALANCE</b>	<b>\$108,850</b>	<b>\$6,756</b>	<b>\$0</b>	<b>(\$1)</b>	<b>\$0</b>	<b>\$0</b>

**CITY OF LAREDO, TEXAS**  
**SOLID WASTE SERVICES**  
**2018 PPFCO BOND**  
**FY 2024 - 2025**

	<u>ACTUAL</u> <u>FY 21-22</u>	<u>ACTUAL</u> <u>FY 22-23</u>	<u>ORIGINAL</u> <u>BUDGET</u> <u>FY 23-24</u>	<u>AMENDED</u> <u>BUDGET</u> <u>FY 23-24</u>	<u>TOTAL</u> <u>ESTIMATE</u> <u>FY 23-24</u>	<u>PROPOSED</u> <u>BUDGET</u> <u>FY 24-25</u>
<b>OPENING BALANCE</b>	<b>\$289,664</b>	<b>\$264,513</b>	<b>\$0</b>	<b>\$20,921</b>	<b>\$20,921</b>	<b>\$0</b>
<b>REVENUES</b>						
<b>2018 PPFCO</b>						
Rents, Royalties and Interest	2,038	10,370	5,700	5,700	5,700	540
<b>TOTAL 2018 PPFCO</b>	<b>2,038</b>	<b>10,370</b>	<b>5,700</b>	<b>5,700</b>	<b>5,700</b>	<b>540</b>
<b>TOTAL REVENUES</b>	<b>2,038</b>	<b>10,370</b>	<b>5,700</b>	<b>5,700</b>	<b>5,700</b>	<b>540</b>
<b>TOTAL AVAILABLE</b>	<b>291,702</b>	<b>274,882</b>	<b>5,700</b>	<b>26,621</b>	<b>26,621</b>	<b>540</b>
<b>EXPENDITURES</b>						
<b>2018 PPFCO</b>						
Other Charges	0	0	5,700	6,895	18,021	540
Capital Outlay	27,190	253,962	0	1,594	1,594	0
Debt Service	0	0	0	7,006	7,006	0
<b>TOTAL 2018 PPFCO</b>	<b>27,190</b>	<b>253,962</b>	<b>5,700</b>	<b>15,495</b>	<b>26,621</b>	<b>540</b>
<b>TOTAL EXPENDITURES</b>	<b>27,190</b>	<b>253,962</b>	<b>5,700</b>	<b>15,495</b>	<b>26,621</b>	<b>540</b>
<b>CLOSING BALANCE</b>	<b>\$264,513</b>	<b>\$20,921</b>	<b>\$0</b>	<b>\$11,126</b>	<b>\$0</b>	<b>\$0</b>

**CITY OF LAREDO, TEXAS**  
**SOLID WASTE SERVICES**  
**2019 C. O.**  
**FY 2024 - 2025**

	<u>ACTUAL</u> <u>FY 21-22</u>	<u>ACTUAL</u> <u>FY 22-23</u>	<u>ORIGINAL</u> <u>BUDGET</u> <u>FY 23-24</u>	<u>AMENDED</u> <u>BUDGET</u> <u>FY 23-24</u>	<u>TOTAL</u> <u>ESTIMATE</u> <u>FY 23-24</u>	<u>PROPOSED</u> <u>BUDGET</u> <u>FY 24-25</u>
<b>OPENING BALANCE</b>	\$255,634	\$256,941	\$0	\$268,347	\$268,347	\$0
<b>REVENUES</b>						
<b>2019 C.O.</b>						
Rents, Royalties and Interest	1,797	11,895	5,510	22,012	22,012	6,880
<b>TOTAL 2019 C.O.</b>	<b>1,797</b>	<b>11,895</b>	<b>5,510</b>	<b>22,012</b>	<b>22,012</b>	<b>6,880</b>
<b>TOTAL REVENUES</b>	<b>1,797</b>	<b>11,895</b>	<b>5,510</b>	<b>22,012</b>	<b>22,012</b>	<b>6,880</b>
<b>TOTAL AVAILABLE</b>	<b>257,431</b>	<b>268,836</b>	<b>5,510</b>	<b>290,359</b>	<b>290,359</b>	<b>6,880</b>
<b>EXPENDITURES</b>						
<b>2019 C.O.</b>						
Contractual Services	490	490	0	0	0	0
Other Charges	0	0	5,510	184,331	184,333	6,880
Capital Outlay	0	0	0	99,029	99,029	0
Debt Service	0	0	0	6,997	6,997	0
<b>TOTAL 2019 C.O.</b>	<b>490</b>	<b>490</b>	<b>5,510</b>	<b>290,357</b>	<b>290,359</b>	<b>6,880</b>
<b>TOTAL EXPENDITURES</b>	<b>490</b>	<b>490</b>	<b>5,510</b>	<b>290,357</b>	<b>290,359</b>	<b>6,880</b>
<b>CLOSING BALANCE</b>	<b>\$256,941</b>	<b>\$268,347</b>	<b>\$0</b>	<b>\$2</b>	<b>\$0</b>	<b>\$0</b>

**CITY OF LAREDO, TEXAS**  
**SOLID WASTE SERVICES**  
**2019 PPFCO**  
**FY 2024 - 2025**

	<u>ACTUAL</u> <u>FY 21-22</u>	<u>ACTUAL</u> <u>FY 22-23</u>	<u>ORIGINAL</u> <u>BUDGET</u> <u>FY 23-24</u>	<u>AMENDED</u> <u>BUDGET</u> <u>FY 23-24</u>	<u>TOTAL</u> <u>ESTIMATE</u> <u>FY 23-24</u>	<u>PROPOSED</u> <u>BUDGET</u> <u>FY 24-25</u>
<b>OPENING BALANCE</b>	\$174,804	\$159,435	\$0	\$18,914	\$18,914	\$0
<b>REVENUES</b>						
<b>2019 PPFCO</b>						
Rents, Royalties and Interest	1,230	6,314	3,440	3,440	3,440	490
<b>TOTAL 2019 PPFCO</b>	<b>1,230</b>	<b>6,314</b>	<b>3,440</b>	<b>3,440</b>	<b>3,440</b>	<b>490</b>
<b>TOTAL REVENUES</b>	<b>1,230</b>	<b>6,314</b>	<b>3,440</b>	<b>3,440</b>	<b>3,440</b>	<b>490</b>
<b>TOTAL AVAILABLE</b>	<b>176,034</b>	<b>165,749</b>	<b>3,440</b>	<b>22,354</b>	<b>22,354</b>	<b>490</b>
<b>EXPENDITURES</b>						
<b>2019 PPFCO</b>						
Other Charges	0	0	3,440	7,464	10,930	490
Capital Outlay	16,599	146,835	0	8,701	8,701	0
Debt Service	0	0	0	2,723	2,723	0
<b>TOTAL 2019 PPFCO</b>	<b>16,599</b>	<b>146,835</b>	<b>3,440</b>	<b>18,888</b>	<b>22,354</b>	<b>490</b>
<b>TOTAL EXPENDITURES</b>	<b>16,599</b>	<b>146,835</b>	<b>3,440</b>	<b>18,888</b>	<b>22,354</b>	<b>490</b>
<b>CLOSING BALANCE</b>	<b>\$159,435</b>	<b>\$18,914</b>	<b>\$0</b>	<b>\$3,466</b>	<b>\$0</b>	<b>\$0</b>

**CITY OF LAREDO, TEXAS**  
**SOLID WASTE SERVICES**  
**2021A C.O.**  
**FY 2024 - 2025**

	<u>ACTUAL</u> <u>FY 21-22</u>	<u>ACTUAL</u> <u>FY 22-23</u>	<u>ORIGINAL</u> <u>BUDGET</u> <u>FY 23-24</u>	<u>AMENDED</u> <u>BUDGET</u> <u>FY 23-24</u>	<u>TOTAL</u> <u>ESTIMATE</u> <u>FY 23-24</u>	<u>PROPOSED</u> <u>BUDGET</u> <u>FY 24-25</u>
<b>OPENING BALANCE</b>	\$1,678,850	\$1,096,655	\$0	\$740,975	\$740,975	\$0
<b>REVENUES</b>						
<b>2021A CERT. OF OBLIGATION</b>						
Rents, Royalties and Interest	9,693	40,073	16,650	16,650	16,650	8,390
<b>TOTAL 2021A CERT. OF OBLIGATION</b>	<b>9,693</b>	<b>40,073</b>	<b>16,650</b>	<b>16,650</b>	<b>16,650</b>	<b>8,390</b>
<b>TOTAL REVENUES</b>	<b>9,693</b>	<b>40,073</b>	<b>16,650</b>	<b>16,650</b>	<b>16,650</b>	<b>8,390</b>
<b>TOTAL AVAILABLE</b>	<b>1,688,543</b>	<b>1,136,728</b>	<b>16,650</b>	<b>757,625</b>	<b>757,625</b>	<b>8,390</b>
<b>EXPENDITURES</b>						
<b>2021A CERT. OF OBLIGATION</b>						
Contractual Services	146	749	0	0	0	0
Other Charges	0	0	16,650	19,728	65,859	8,390
Capital Outlay	591,742	395,004	0	681,603	681,603	0
Debt Service	0	0	0	10,163	10,163	0
<b>TOTAL 2021A CERT. OF OBLIGATION</b>	<b>591,888</b>	<b>395,753</b>	<b>16,650</b>	<b>711,494</b>	<b>757,625</b>	<b>8,390</b>
<b>TOTAL EXPENDITURES</b>	<b>591,888</b>	<b>395,753</b>	<b>16,650</b>	<b>711,494</b>	<b>757,625</b>	<b>8,390</b>
<b>CLOSING BALANCE</b>	<b>\$1,096,655</b>	<b>\$740,975</b>	<b>\$0</b>	<b>\$46,131</b>	<b>\$0</b>	<b>\$0</b>

**CITY OF LAREDO, TEXAS**  
**SOLID WASTE SERVICES**  
**2022 C.O.**  
**FY 2024 - 2025**

	<u>ACTUAL</u> FY 21-22	<u>ACTUAL</u> FY 22-23	<u>ORIGINAL</u> BUDGET FY 23-24	<u>AMENDED</u> BUDGET FY 23-24	<u>TOTAL</u> ESTIMATE FY 23-24	<u>PROPOSED</u> BUDGET FY 24-25
<b>OPENING BALANCE</b>	\$0	\$0	\$0	\$13,634,059	\$13,634,059	\$0
<b>REVENUES</b>						
<b>2022 CERT OF OBLIGATION</b>						
Rents, Royalties and Interest	0	1,530,829	342,350	342,350	342,350	303,390
Other Financing Sources	0	15,275,000	0	0	0	0
<b>TOTAL 2022 CERT OF OBLIGATION</b>	<b>0</b>	<b>16,805,829</b>	<b>342,350</b>	<b>342,350</b>	<b>342,350</b>	<b>303,390</b>
<b>TOTAL REVENUES</b>	<b>0</b>	<b>16,805,829</b>	<b>342,350</b>	<b>342,350</b>	<b>342,350</b>	<b>303,390</b>
<b>TOTAL AVAILABLE</b>	<b>0</b>	<b>16,805,829</b>	<b>342,350</b>	<b>13,976,409</b>	<b>13,976,409</b>	<b>303,390</b>
<b>EXPENDITURES</b>						
<b>2022 CERT OF OBLIGATION</b>						
Other Charges	0	0	342,350	342,350	974,811	303,390
Capital Outlay	0	3,006,254	0	12,993,745	12,993,745	0
Debt Service	0	165,515	0	7,853	7,853	0
<b>TOTAL 2022 CERT OF OBLIGATION</b>	<b>0</b>	<b>3,171,770</b>	<b>342,350</b>	<b>13,343,948</b>	<b>13,976,409</b>	<b>303,390</b>
<b>TOTAL EXPENDITURES</b>	<b>0</b>	<b>3,171,770</b>	<b>342,350</b>	<b>13,343,948</b>	<b>13,976,409</b>	<b>303,390</b>
<b>CLOSING BALANCE</b>	<b>\$0</b>	<b>\$13,634,059</b>	<b>\$0</b>	<b>\$632,461</b>	<b>\$0</b>	<b>\$0</b>

**CITY OF LAREDO, TEXAS**  
**SOLID WASTE SERVICES**  
**2023 C.O.**  
**FY 2024 - 2025**

	<u>ACTUAL</u> FY 21-22	<u>ACTUAL</u> FY 22-23	<u>ORIGINAL</u> BUDGET FY 23-24	<u>AMENDED</u> BUDGET FY 23-24	<u>TOTAL</u> ESTIMATE FY 23-24	<u>PROPOSED</u> BUDGET FY 24-25
<b>OPENING BALANCE</b>	\$0	\$0	\$0	\$0	\$0	\$0
<b>REVENUES</b>						
<b>2023 CERT OF OBLIGATION</b>						
Rents, Royalties and Interest	0	0	0	547,477	547,477	409,920
Other Financing Sources	0	0	0	15,620,000	15,620,000	0
<b>TOTAL 2023 CERT OF OBLIGATION</b>	<b>0</b>	<b>0</b>	<b>0</b>	<b>16,167,477</b>	<b>16,167,477</b>	<b>409,920</b>
<b>TOTAL REVENUES</b>	<b>0</b>	<b>0</b>	<b>0</b>	<b>16,167,477</b>	<b>16,167,477</b>	<b>409,920</b>
<b>TOTAL AVAILABLE</b>	<b>0</b>	<b>0</b>	<b>0</b>	<b>16,167,477</b>	<b>16,167,477</b>	<b>409,920</b>
<b>EXPENDITURES</b>						
<b>2023 CERT OF OBLIGATION</b>						
Other Charges	0	0	0	0	0	409,920
Capital Outlay	0	0	0	16,000,000	16,000,000	0
Debt Service	0	0	0	167,477	167,477	0
<b>TOTAL 2023 CERT OF OBLIGATION</b>	<b>0</b>	<b>0</b>	<b>0</b>	<b>16,167,477</b>	<b>16,167,477</b>	<b>409,920</b>
<b>TOTAL EXPENDITURES</b>	<b>0</b>	<b>0</b>	<b>0</b>	<b>16,167,477</b>	<b>16,167,477</b>	<b>409,920</b>
<b>CLOSING BALANCE</b>	<b>\$0</b>	<b>\$0</b>	<b>\$0</b>	<b>\$0</b>	<b>\$0</b>	<b>\$0</b>





Tax

**CITY OF LAREDO, TEXAS  
GENERAL FUND SUMMARY  
EXPENDITURES  
FY 2024-2025**

EXPENDITURES	ACTUAL FY 21-22	ACTUAL FY 22-23	ORIGINAL BUDGET FY 23-24	AMENDED BUDGET FY 23-24	TOTAL ESTIMATE FY 23-24	PROPOSED BUDGET FY 24-25
<b>Tax Office</b>						
Personnel Services	1,180,359	1,224,671	1,299,462	1,299,462	1,295,962	1,413,949
Materials and Supplies	34,314	44,724	43,733	71,259	45,597	38,427
Contractual Services	298,437	392,053	403,823	432,277	438,739	2,693,612
Other Charges	-	(194)	500	500	500	500
Capital Outlay	9,360	-	-	23,018	17,018	-
Debt Service	545	545	624	624	624	863
<b>Total Tax Office</b>	<b>1,523,014</b>	<b>1,661,798</b>	<b>1,748,142</b>	<b>1,827,140</b>	<b>1,798,440</b>	<b>4,147,351</b>

**City of Laredo, Texas  
Tax Office  
Major Fund Changes  
FY 2024 - 2025**

**EXPENDITURES**

Total Net Change from FY 23-24 to FY 24-25 **\$ 2,399,209**

**Major Expenditures Changes**

**Variance**

Appraisal District	1,500,000
Tax Attorney	747,306
Personnel	114,487

## Department Requests

### Additional Requests

DIVISION	DESCRIPTION	AMOUNT REQUESTED	FUNDING SOURCE	AMOUNT APPROVED
<b>TAX</b>	<b>101-1810-512.07-00 COMPUTER HARDWARE/SFTWARE</b>			
	13 Thermal Receipt Printer	11,050	Current	11,050
	<b>101-1810-512.24-00 MINOR APPARATUS AND TOOLS</b>			
	10 Camaras replacement	11,100	Current	11,100
	<b>101-1810-512.30-10 REPAIRS TO BLDGS &amp; IMPROV</b>			
	Repais to ceiling	3,000	Current	3,000
	<b>101-1810-513.55-31 ARMORED CAR FEES</b>			
	Contract with Rochester	12,876	Operation	12,876
	<b>101-1810-513.55-88 SUPPORT SERVICES</b>			
Programming Changes	8,000	Operation	8,000	
<b>Total Additional Request</b>		<b>46,026</b>		<b>46,026</b>

### Capital Outlay Request

DIVISION	DESCRIPTION	AMOUNT REQUESTED	FUNDING SOURCE	AMOUNT APPROVED
<b>TAX</b>	<b>101-1810-515.90-04 AUTOMOTIVE</b>			
	2024 Ford Explorer	34,410	2009 CO	34,410
<b>Capital Outlay Request</b>		<b>34,410</b>		<b>34,410</b>
<b>Total Tax Requests</b>		<b>80,436</b>		<b>80,436</b>

# Tax Department

## Mission Statement

To bill and collect funds for the City of Laredo in a fair, equal, and uniform manner while being accountable and transparent; comply with the Texas Property Tax Code and City ordinances requirements; uphold high ethical standards; and provide excellent customer service.

## Key Functions

- Maintain the current year tax collection rate at 98% or better.
- Ensure that all mail payments are processed same day (Tax, Utilities, Paving, Force Cleaning, Hotel/Motel Occupancy Tax, Alarms, Demolitions, Hazardous Materials, and Water Contracts).
- Provide excellent customer service.

FY 2024 Accomplishments	FY 2025 Goals
<ul style="list-style-type: none"> <li>• Implemented phones software to pay taxes with a credit card and e-check option.</li> <li>• Added e-check option for utility payments paid by phone.</li> <li>• Set up option for tax customers to receive their statements via email (paperless).</li> <li>• Implemented QLESS software to improve utility customer service. This software is a numbering system to manage customer flow more efficiently. Customers will be able to schedule and manage their appointments and track their wait time on-site and remotely.</li> </ul>	<ul style="list-style-type: none"> <li>• Implement online payment services for alarm customers.</li> <li>• Add the property tax statements to the taxpayer's online account online (C2G).</li> <li>• Purchase a mobile application, so customers can remit payments at all hours (24/7) in addition to the payment options that we have.</li> <li>• Automate the bank's bill payment option from paper to electronic format.</li> </ul>

## Performance Measures

Outputs	Actual 21-22	Actual 22-23	Estimate 23-24	Target 24-25
Number of current tax accounts billed	93,730	95,575	97,354	98,657
Amount of Original Levy	99,125,933	106,272,560	111,742,981	118,686,374
Amount of Current Taxes Collected	97,172,068	103,630,434	108,772,846	116,312,699
Amount of Delinquent Taxes Billed	5,284,581	5,159,980	5,574,914	5,853,660
Amount of Delinquent Taxes Collected	1,282,021	1,124,482	1,702,226	1,753,295
**Amount of Miscellaneous Collected	5,766,092	5,829,143	5,969,815	6,150,067
Amount of Utility Accounts Collected	128,288,992	131,775,365	138,364,133	145,282,340

\*\*Miscellaneous accounts include the following: Hotel/Motel, Liquor License, Paving Assessments, Force Cleaning, Demolition, Hazardous Material, Alarm System, and Water Contracts.

## Expenditures

Tax Department	Actual 21-22	Actual 22-23	Amended 23-24	Estimate 23-24	Proposed 24-25
Personnel Services	1,180,359	1,224,671	1,299,462	1,295,962	1,413,949
Materials & Supplies	34,314	44,724	71,259	45,597	38,427
Contractual Services	298,437	392,053	432,277	438,739	2,693,612
Other Charges	0	-194	500	500	500
Capital Outlay	9,360	0	23,018	17,018	0
Debt Service	545	545	624	624	863
<b>Total</b>	<b>1,523,014</b>	<b>1,661,798</b>	<b>1,827,140</b>	<b>1,798,440</b>	<b>4,147,351</b>

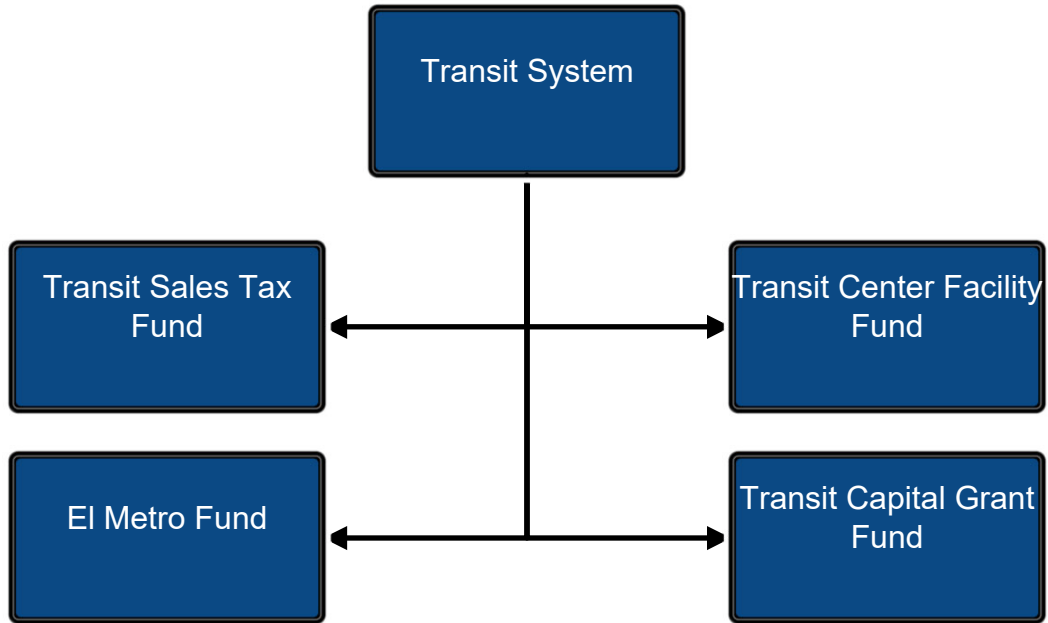


**Traffic**  
(Transferred to Engineering  
Department)



**CITY OF LAREDO, TEXAS  
GENERAL FUND SUMMARY  
EXPENDITURES  
FY 2024-2025**

EXPENDITURES	ACTUAL FY 21-22	ACTUAL FY 22-23	ORIGINAL BUDGET FY 23-24	AMENDED BUDGET FY 23-24	TOTAL ESTIMATE FY 23-24	PROPOSED BUDGET FY 24-25
<b>PUBLIC SAFETY</b>						
<b>Traffic</b>						
Traffic						
Personnel Services	354,231	402,763	420,976	420,976	383,528	-
Materials and Supplies	41,234	29,322	35,092	41,013	37,616	-
Contractual Services	174,718	164,806	232,993	222,060	234,920	-
<b>Subtotal Traffic</b>	<b>570,183</b>	<b>596,891</b>	<b>689,061</b>	<b>684,049</b>	<b>656,064</b>	<b>-</b>
Engineering						
Personnel Services	315,748	257,191	443,190	443,190	443,190	-
Materials and Supplies	5,102	11,533	8,898	9,204	9,204	-
Contractual Services	14,569	12,960	18,172	52,672	27,672	-
<b>Subtotal Engineering</b>	<b>335,419</b>	<b>281,684</b>	<b>470,260</b>	<b>505,066</b>	<b>480,066</b>	<b>-</b>
Signals						
Personnel Services	521,487	543,484	609,119	609,119	609,119	-
Materials and Supplies	175,146	329,746	283,118	321,904	296,404	-
Contractual Services	123,436	124,075	173,962	175,152	175,152	-
Capital Outlay	-	-	-	167,242	166,942	-
<b>Subtotal Signals</b>	<b>820,069</b>	<b>997,305</b>	<b>1,066,199</b>	<b>1,273,417</b>	<b>1,247,617</b>	<b>-</b>
Signs/Markings						
Personnel Services	489,827	509,852	674,278	674,278	514,282	-
Materials and Supplies	319,418	284,212	332,462	304,261	294,771	-
Contractual Services	46,651	69,485	61,471	61,890	60,554	-
<b>Subtotal Signs/Markings</b>	<b>855,896</b>	<b>863,549</b>	<b>1,068,211</b>	<b>1,040,429</b>	<b>869,607</b>	<b>-</b>
Street Lights						
Materials and Supplies	23,471	124	40,000	-	4,000	-
Contractual Services	1,896,174	1,865,201	2,317,921	2,320,568	1,965,989	-
<b>Subtotal Street Lights</b>	<b>1,919,645</b>	<b>1,865,325</b>	<b>2,357,921</b>	<b>2,320,568</b>	<b>1,969,989</b>	<b>-</b>
<b>Total Traffic</b>	<b>\$ 4,501,212</b>	<b>\$ 4,604,754</b>	<b>\$ 5,651,652</b>	<b>\$ 5,823,529</b>	<b>\$ 5,223,343</b>	<b>\$ -</b>



**CITY OF LAREDO, TEXAS  
TRANSIT SYSTEM  
SALES TAX FUND  
FY 2024 - 2025**

	<u>ACTUAL FY 21-22</u>	<u>ACTUAL FY 22-23</u>	<u>ORIGINAL BUDGET FY 23-24</u>	<u>AMENDED BUDGET FY 23-24</u>	<u>TOTAL ESTIMATE FY 23-24</u>	<u>PROPOSED BUDGET FY 24-25</u>
<b>OPENING BALANCE</b>	<b>\$1,582,380</b>	<b>\$9,784,903</b>	<b>\$9,784,354</b>	<b>\$13,608,377</b>	<b>\$13,608,377</b>	<b>\$12,073,438</b>
<b>REVENUES</b>						
<b>SALES TAX</b>						
Taxes	10,727,110	11,859,538	11,244,602	11,244,602	12,533,567	13,848,922
Rents, Royalties and Interest	23,321	415,806	157,300	157,300	726,614	850,000
Reimburse and Miscellaneous	17,977	0	0	0	0	0
Other Financing Sources	0	12,822	0	0	0	0
<b>TOTAL SALES TAX</b>	<b>10,768,408</b>	<b>12,288,166</b>	<b>11,401,902</b>	<b>11,401,902</b>	<b>13,260,181</b>	<b>14,698,922</b>
<b>TOTAL REVENUES</b>	<b>10,768,408</b>	<b>12,288,166</b>	<b>11,401,902</b>	<b>11,401,902</b>	<b>13,260,181</b>	<b>14,698,922</b>
<b>TOTAL AVAILABLE</b>	<b>12,350,788</b>	<b>22,073,069</b>	<b>21,186,256</b>	<b>25,010,279</b>	<b>26,868,558</b>	<b>26,772,360</b>
<b>EXPENDITURES</b>						
<b>SALES TAX</b>						
Capital Outlay	27,726	645,350	0	48,202	0	0
Debt Service	688,009	471,836	404,944	404,944	405,779	483,340
Intergovernmental Transfers	3,261,312	6,992,956	14,527,377	14,527,377	14,389,341	14,551,943
<b>TOTAL SALES TAX</b>	<b>3,977,047</b>	<b>8,110,142</b>	<b>14,932,321</b>	<b>14,980,523</b>	<b>14,795,120</b>	<b>15,035,283</b>
<b>TOTAL EXPENDITURES</b>	<b>3,977,047</b>	<b>8,110,142</b>	<b>14,932,321</b>	<b>14,980,523</b>	<b>14,795,120</b>	<b>15,035,283</b>
<b>CLOSING BALANCE</b>	<b>\$8,373,741</b>	<b>\$13,962,927</b>	<b>\$6,253,935</b>	<b>\$10,029,756</b>	<b>\$12,073,438</b>	<b>\$11,737,077</b>

**CITY OF LAREDO, TEXAS  
TRANSIT SYSTEM  
SALES TAX FUND  
FY 2024 - 2025**

	<u>ACTUAL FY 21-22</u>	<u>ACTUAL FY 22-23</u>	<u>ORIGINAL BUDGET FY 23-24</u>	<u>AMENDED BUDGET FY 23-24</u>	<u>TOTAL ESTIMATE FY 23-24</u>	<u>PROPOSED BUDGET FY 24-25</u>
<b>ADJUSTMENTS</b>						
CHANGE IN LONG TERM DEBT	597,611	0	0	0	0	0
COMPENSATED ABSENCES	10,389	(6,246)	0	0	0	0
LEASES	735,674	(162,634)	0	0	0	0
NET PENSION LIABILITY	67,488	(185,670)	0	0	0	0
<b>TOTAL ADJUSTMENTS</b>	<b>1,411,162</b>	<b>(354,550)</b>	<b>0</b>	<b>0</b>	<b>0</b>	<b>0</b>
<b>ADJUSTED CLOSING BALANCE</b>	<b>\$9,784,903</b>	<b>\$13,608,377</b>	<b>\$6,253,935</b>	<b>\$10,029,756</b>	<b>\$12,073,438</b>	<b>\$11,737,077</b>

**City of Laredo, Texas  
Sales Tax Fund  
Major Fund Changes  
FY 2024-2025**

**REVENUES**

Total Net Change from FY 23-24 to FY 24-25 \$ 3,297,020

**Major Revenue Changes**

Variance

Sales Tax	2,604,320
Interest Earnings	692,700

**EXPENDITURES**

Total Net Change from FY 23-24 to FY 24-25 \$ 102,962

**Major Expenditure Changes**

Variance

Debt Service	78,396
Transfer	9,566

**CITY OF LAREDO, TEXAS  
TRANSIT SYSTEM  
TRANSIT CENTER FACILITY FUND  
FY 2024 - 2025**

	<u>ACTUAL FY 21-22</u>	<u>ACTUAL FY 22-23</u>	<u>ORIGINAL BUDGET FY 23-24</u>	<u>AMENDED BUDGET FY 23-24</u>	<u>TOTAL ESTIMATE FY 23-24</u>	<u>PROPOSED BUDGET FY 24-25</u>
<b>OPENING BALANCE</b>	<b>\$36,406</b>	<b>\$116,461</b>	<b>\$0</b>	<b>\$1,844</b>	<b>\$1,844</b>	<b>\$0</b>
<b>REVENUES</b>						
<b>TRANSIT CENTER FACILITY</b>						
Rents, Royalties and Interest	579,075	564,282	629,975	629,975	629,975	635,985
Reimburse and Miscellaneous	1,612	250	5,300	5,300	5,300	5,300
Other Financing Sources	380,448	191,134	443,983	443,983	305,947	404,735
<b>TOTAL TRANSIT CENTER FACILITY</b>	<b>961,135</b>	<b>755,666</b>	<b>1,079,258</b>	<b>1,079,258</b>	<b>941,222</b>	<b>1,046,020</b>
<b>TOTAL REVENUES</b>	<b>961,135</b>	<b>755,666</b>	<b>1,079,258</b>	<b>1,079,258</b>	<b>941,222</b>	<b>1,046,020</b>
<b>TOTAL AVAILABLE</b>	<b>997,541</b>	<b>872,127</b>	<b>1,079,258</b>	<b>1,081,102</b>	<b>943,066</b>	<b>1,046,020</b>
<b>EXPENDITURES</b>						
<b>BUILDING/GROUNDS</b>						
Personnel Services	236,461	231,850	295,082	295,082	170,029	185,283
Materials and Supplies	47,239	60,052	63,950	63,171	63,171	75,639
Contractual Services	376,749	313,218	420,781	609,538	413,654	454,539
Other Charges	1,307	0	0	0	0	15,000
Capital Outlay	5,660	0	11,950	17,355	10,000	10,000
<b>TOTAL BUILDING/GROUNDS</b>	<b>667,415</b>	<b>605,119</b>	<b>791,763</b>	<b>985,146</b>	<b>656,854</b>	<b>740,461</b>

**CITY OF LAREDO, TEXAS  
TRANSIT SYSTEM  
TRANSIT CENTER FACILITY FUND  
FY 2024 - 2025**

	<u>ACTUAL FY 21-22</u>	<u>ACTUAL FY 22-23</u>	<u>ORIGINAL BUDGET FY 23-24</u>	<u>AMENDED BUDGET FY 23-24</u>	<u>TOTAL ESTIMATE FY 23-24</u>	<u>PROPOSED BUDGET FY 24-25</u>
<b>TRANSIT CENTER FACILITY</b>						
Personnel Services	102,671	101,609	117,538	117,538	127,045	135,049
Materials and Supplies	1,894	1,341	2,500	6,500	2,500	2,500
Contractual Services	8,732	15,660	31,517	36,163	21,567	17,910
Other Charges	207	0	135,200	135,200	135,100	150,100
Capital Outlay	100,161	148,399	0	0	0	0
Debt Service	0	0	740	740	0	0
<b>TOTAL TRANSIT CENTER FACILITY</b>	<b>213,665</b>	<b>267,009</b>	<b>287,495</b>	<b>296,141</b>	<b>286,212</b>	<b>305,559</b>
<b>TOTAL EXPENDITURES</b>	<b>881,080</b>	<b>872,128</b>	<b>1,079,258</b>	<b>1,281,287</b>	<b>943,066</b>	<b>1,046,020</b>
<b>CLOSING BALANCE</b>	<b>\$116,461</b>	<b>(\$1)</b>	<b>\$0</b>	<b>(\$200,185)</b>	<b>\$0</b>	<b>\$0</b>
<b>ADJUSTMENTS</b>						
LEASES	0	1,845	0	0	0	0
<b>TOTAL ADJUSTMENTS</b>	<b>0</b>	<b>1,845</b>	<b>0</b>	<b>0</b>	<b>0</b>	<b>0</b>
<b>ADJUSTED CLOSING BALANCE</b>	<b>\$116,461</b>	<b>\$1,844</b>	<b>\$0</b>	<b>(\$200,185)</b>	<b>\$0</b>	<b>\$0</b>

**City of Laredo, Texas  
Transit Center Facility  
Major Fund Changes  
FY 2024-2025**

**REVENUES**

**Total Net Change from FY 23-24 to FY 24-25** **\$ (33,238)**

**Major Revenue Changes**

Variance

Transfer In (39,248)

Transit Center Rent 6,000

**EXPENDITURES**

**Total Net Change from FY 23-24 to FY 24-25** **\$ (33,238)**

**Major Expenditure Changes**

Variance

Personnel (92,288)

Building & Other Improv 18,023

Reserve 15,000

Restricted Reserve 15,000

Machinery & Equipment 7,500

Communications 2,000

I-Net & I-Series (702)



## Department Requests

### Additional Request

DIVISION	DESCRIPTION	AMOUNT REQUESTED	FUNDING SOURCE	APPROVED AMOUNT
<b>BUILDING/ GROUNDS</b>	<b>518-5430-583.20-10 BUILDING &amp; OTHER IMPROV</b>			
	Repair to deteriorating building	18,023	Operation	18,023
	<b>518-5430-584.99-00 RESERVE APPROPRIATION</b>			
	Reserve	18,000	Operation	18,000
	<b>518-5430-584.99-19 RESTRICTED RESERVE</b>			
	Increase reserve of operational costs	15,000	Operation	15,000
<b>Total Additional Requests</b>		<b>51,023</b>		<b>51,023</b>
<b>Total Transit Requests</b>		<b>51,023</b>		<b>51,023</b>

**CITY OF LAREDO, TEXAS  
TRANSIT SYSTEM  
CAPITAL GRANTS FUND  
FY 2024 - 2025**

	<u>ACTUAL FY 21-22</u>	<u>ACTUAL FY 22-23</u>	<u>ORIGINAL BUDGET FY 23-24</u>	<u>AMENDED BUDGET FY 23-24</u>	<u>TOTAL ESTIMATE FY 23-24</u>	<u>PROPOSED BUDGET FY 24-25</u>
<b>OPENING BALANCE</b>	<b>\$740,862</b>	<b>\$811,794</b>	<b>\$0</b>	<b>\$836,827</b>	<b>\$836,827</b>	<b>\$0</b>
<b>REVENUES</b>						
<b>CAPITAL GRANTS - REVENUES</b>						
Intergovernmental Revenue	457,513	805,171	8,062,315	25,188,502	26,466,003	1,546,818
Reimburse and Miscellaneous	9,221	0	0	29,213	29,213	0
Other Financing Sources	112,778	127,834	1,425,241	2,354,342	1,425,241	255,447
<b>TOTAL CAPITAL GRANTS - REVENUES</b>	<b>579,512</b>	<b>933,005</b>	<b>9,487,556</b>	<b>27,572,057</b>	<b>27,920,457</b>	<b>1,802,265</b>
<b>TOTAL REVENUES</b>	<b>579,512</b>	<b>933,005</b>	<b>9,487,556</b>	<b>27,572,057</b>	<b>27,920,457</b>	<b>1,802,265</b>
<b>TOTAL AVAILABLE</b>	<b>1,320,374</b>	<b>1,744,799</b>	<b>9,487,556</b>	<b>28,408,884</b>	<b>28,757,284</b>	<b>1,802,265</b>
<b>EXPENDITURES</b>						
<b>CARES ACT TX-2020-100-00</b>						
Materials and Supplies	43,649	43,000	0	113,415	113,415	0
Contractual Services	9,800	13,870	0	0	0	0
Capital Outlay	77,755	40,370	0	0	0	0
<b>TOTAL CARES ACT TX-2020-100-00</b>	<b>131,204</b>	<b>97,240</b>	<b>0</b>	<b>113,415</b>	<b>113,415</b>	<b>0</b>
<b>FTA GRANT TX-2024-034</b>						
Capital Outlay	0	0	0	8,761,630	8,761,630	0
<b>TOTAL FTA GRANT TX-2024-034</b>	<b>0</b>	<b>0</b>	<b>0</b>	<b>8,761,630</b>	<b>8,761,630</b>	<b>0</b>
<b>SEC 5310 TX-2019-063-00</b>						
Materials and Supplies	36,777	0	0	3,785	3,785	0
<b>TOTAL SEC 5310 TX-2019-063-00</b>	<b>36,777</b>	<b>0</b>	<b>0</b>	<b>3,785</b>	<b>3,785</b>	<b>0</b>

**CITY OF LAREDO, TEXAS  
TRANSIT SYSTEM  
CAPITAL GRANTS FUND  
FY 2024 - 2025**

	<u>ACTUAL FY 21-22</u>	<u>ACTUAL FY 22-23</u>	<u>ORIGINAL BUDGET FY 23-24</u>	<u>AMENDED BUDGET FY 23-24</u>	<u>TOTAL ESTIMATE FY 23-24</u>	<u>PROPOSED BUDGET FY 24-25</u>
<b>FTA SEC 5310 TX2020-027</b>						
Personnel Services	0	0	0	28,920	28,920	0
Materials and Supplies	61,471	0	0	0	0	0
Contractual Services	0	0	0	72,708	72,708	0
Capital Outlay	0	229,408	0	0	0	0
<b>TOTAL FTA SEC 5310 TX2020-027</b>	<b>61,471</b>	<b>229,408</b>	<b>0</b>	<b>101,628</b>	<b>101,628</b>	<b>0</b>
<b>SEC 5310-TX-2022-005</b>						
Capital Outlay	0	67,098	0	375,000	375,000	0
<b>TOTAL SEC 5310-TX-2022-005</b>	<b>0</b>	<b>67,098</b>	<b>0</b>	<b>375,000</b>	<b>375,000</b>	<b>0</b>
<b>CAPITAL GRANTS - REVENUES</b>						
Other Charges	0	0	9,487,556	1,139,426	7,332,566	1,802,265
<b>TOTAL CAPITAL GRANTS - REVENUES</b>	<b>0</b>	<b>0</b>	<b>9,487,556</b>	<b>1,139,426</b>	<b>7,332,566</b>	<b>1,802,265</b>
<b>FTA CAP GRANT #TX-04-0055</b>						
Contractual Services	20,811	1,500	0	77,766	77,766	0
Capital Outlay	0	0	0	2,205,479	2,205,479	0
<b>TOTAL FTA CAP GRANT #TX-04-0055</b>	<b>20,811</b>	<b>1,500</b>	<b>0</b>	<b>2,283,245</b>	<b>2,283,245</b>	<b>0</b>
<b>5339(B) TX-2018-080-00</b>						
Contractual Services	46,104	506,426	0	1,047,470	1,047,470	0
Capital Outlay	0	0	0	8,275,083	8,275,083	0
<b>TOTAL 5339(B) TX-2018-080-00</b>	<b>46,104</b>	<b>506,426</b>	<b>0</b>	<b>9,322,553</b>	<b>9,322,553</b>	<b>0</b>
<b>TX 2019-057 FTA</b>						
Capital Outlay	0	5,334	0	0	0	0
<b>TOTAL TX 2019-057 FTA</b>	<b>0</b>	<b>5,334</b>	<b>0</b>	<b>0</b>	<b>0</b>	<b>0</b>

**CITY OF LAREDO, TEXAS  
TRANSIT SYSTEM  
CAPITAL GRANTS FUND  
FY 2024 - 2025**

	<u>ACTUAL FY 21-22</u>	<u>ACTUAL FY 22-23</u>	<u>ORIGINAL BUDGET FY 23-24</u>	<u>AMENDED BUDGET FY 23-24</u>	<u>TOTAL ESTIMATE FY 23-24</u>	<u>PROPOSED BUDGET FY 24-25</u>
<b>FTA TX-2020-141 SEC 5339</b>						
Capital Outlay	205,484	0	0	8,744	8,744	0
<b>TOTAL FTA TX-2020-141 SEC 5339</b>	<b>205,484</b>	<b>0</b>	<b>0</b>	<b>8,744</b>	<b>8,744</b>	<b>0</b>
<b>FTA CAP TX2022-038-00</b>						
Capital Outlay	0	0	0	448,488	448,488	0
<b>TOTAL FTA CAP TX2022-038-00</b>	<b>0</b>	<b>0</b>	<b>0</b>	<b>448,488</b>	<b>448,488</b>	<b>0</b>
<b>FTA CAP. GRANT TX-04-0047</b>						
Materials and Supplies	6,730	965	0	5,030	5,030	0
Contractual Services	0	0	0	1,200	1,200	0
<b>TOTAL FTA CAP. GRANT TX-04-0047</b>	<b>6,730</b>	<b>965</b>	<b>0</b>	<b>6,230</b>	<b>6,230</b>	<b>0</b>
<b>TOTAL EXPENDITURES</b>	<b>508,580</b>	<b>907,972</b>	<b>9,487,556</b>	<b>22,564,144</b>	<b>28,757,284</b>	<b>1,802,265</b>
<b>CLOSING BALANCE</b>	<b>\$811,794</b>	<b>\$836,827</b>	<b>\$0</b>	<b>\$5,844,740</b>	<b>\$0</b>	<b>\$0</b>

**CITY OF LAREDO, TEXAS  
TRANSIT SYSTEM  
2019 C.O. BONDS  
FY 2024 - 2025**

	<u>ACTUAL FY 21-22</u>	<u>ACTUAL FY 22-23</u>	<u>ORIGINAL BUDGET FY 23-24</u>	<u>AMENDED BUDGET FY 23-24</u>	<u>TOTAL ESTIMATE FY 23-24</u>	<u>PROPOSED BUDGET FY 24-25</u>
<b>OPENING BALANCE</b>	<b>\$1,010,513</b>	<b>\$1,017,079</b>	<b>\$0</b>	<b>\$1,064,837</b>	<b>\$1,064,837</b>	<b>\$0</b>
<b>REVENUES</b>						
<b>2019 C.O.</b>						
Rents, Royalties and Interest	6,687	47,901	21,890	21,890	60,533	26,860
<b>TOTAL 2019 C.O.</b>	<b>6,687</b>	<b>47,901</b>	<b>21,890</b>	<b>21,890</b>	<b>60,533</b>	<b>26,860</b>
<b>TOTAL REVENUES</b>	<b>6,687</b>	<b>47,901</b>	<b>21,890</b>	<b>21,890</b>	<b>60,533</b>	<b>26,860</b>
<b>TOTAL AVAILABLE</b>	<b>1,017,200</b>	<b>1,064,980</b>	<b>21,890</b>	<b>1,086,727</b>	<b>1,125,370</b>	<b>26,860</b>
<b>EXPENDITURES</b>						
<b>2019 C.O.</b>						
Contractual Services	121	143	0	0	200	0
Other Charges	0	0	21,890	21,890	124,698	26,860
Debt Service	0	0	0	472	472	0
Intergovernmental Transfers	0	0	0	1,000,000	1,000,000	0
<b>TOTAL 2019 C.O.</b>	<b>121</b>	<b>143</b>	<b>21,890</b>	<b>1,022,362</b>	<b>1,125,370</b>	<b>26,860</b>
<b>TOTAL EXPENDITURES</b>	<b>121</b>	<b>143</b>	<b>21,890</b>	<b>1,022,362</b>	<b>1,125,370</b>	<b>26,860</b>
<b>CLOSING BALANCE</b>	<b>\$1,017,079</b>	<b>\$1,064,837</b>	<b>\$0</b>	<b>\$64,365</b>	<b>\$0</b>	<b>\$0</b>

**CITY OF LAREDO, TEXAS  
TRANSIT SYSTEM  
2019 PPFCO BOND  
FY 2024 - 2025**

	<u>ACTUAL FY 21-22</u>	<u>ACTUAL FY 22-23</u>	<u>ORIGINAL BUDGET FY 23-24</u>	<u>AMENDED BUDGET FY 23-24</u>	<u>TOTAL ESTIMATE FY 23-24</u>	<u>PROPOSED BUDGET FY 24-25</u>
<b>OPENING BALANCE</b>	\$12,312	\$12,399	\$0	(\$1)	(\$1)	\$0
<b>REVENUES</b>						
<b>2019 PPFCO</b>						
Rents, Royalties and Interest	87	422	0	0	1	0
<b>TOTAL 2019 PPFCO</b>	<b>87</b>	<b>422</b>	<b>0</b>	<b>0</b>	<b>1</b>	<b>0</b>
<b>TOTAL REVENUES</b>	<b>87</b>	<b>422</b>	<b>0</b>	<b>0</b>	<b>1</b>	<b>0</b>
<b>TOTAL AVAILABLE</b>	<b>12,399</b>	<b>12,821</b>	<b>0</b>	<b>(1)</b>	<b>0</b>	<b>0</b>
<b>EXPENDITURES</b>						
<b>2019 PPFCO</b>						
Intergovernmental Transfers	0	12,822	0	233,125	0	0
<b>TOTAL 2019 PPFCO</b>	<b>0</b>	<b>12,822</b>	<b>0</b>	<b>233,125</b>	<b>0</b>	<b>0</b>
<b>TOTAL EXPENDITURES</b>	<b>0</b>	<b>12,822</b>	<b>0</b>	<b>233,125</b>	<b>0</b>	<b>0</b>
<b>CLOSING BALANCE</b>	<b>\$12,399</b>	<b>(\$1)</b>	<b>\$0</b>	<b>(\$233,126)</b>	<b>\$0</b>	<b>\$0</b>

**CITY OF LAREDO, TEXAS  
TRANSIT SYSTEM  
EL METRO OPERATING FUND  
FY 2024 - 2025**

	<u>ACTUAL FY 21-22</u>	<u>ACTUAL FY 22-23</u>	<u>ORIGINAL BUDGET FY 23-24</u>	<u>AMENDED BUDGET FY 23-24</u>	<u>TOTAL ESTIMATE FY 23-24</u>	<u>PROPOSED BUDGET FY 24-25</u>
<b>OPENING BALANCE</b>	<b>\$0</b>	<b>\$0</b>	<b>\$0</b>	<b>\$0</b>	<b>\$0</b>	<b>\$0</b>
<b>REVENUES</b>						
Charges for Services	2,356,444	2,737,065	2,750,571	2,750,571	2,750,571	2,813,869
Fees and Collections	882	908	1,500	1,500	1,500	1,500
Rents, Royalties and Interest	388	297	200	200	300	350
Reimburse and Miscellaneous	14,740,645	14,518,265	17,922,863	17,922,863	17,923,913	19,432,320
<b>TOTAL REVENUES</b>	<b>17,098,359</b>	<b>17,256,535</b>	<b>20,675,134</b>	<b>20,675,134</b>	<b>20,676,284</b>	<b>22,248,039</b>
<b>TOTAL AVAILABLE</b>	<b>17,098,359</b>	<b>17,256,535</b>	<b>20,675,134</b>	<b>20,675,134</b>	<b>20,676,284</b>	<b>22,248,039</b>
<b>EXPENDITURES</b>						
<b>OPT-FIXED ROUTE</b>						
Personnel Services	7,363,279	7,690,443	8,912,413	8,912,413	8,877,914	9,240,348
Materials and Supplies	1,208,334	966,365	1,342,500	1,417,469	1,204,356	1,257,100
Contractual Services	1,074,436	853,970	911,725	928,039	883,350	1,063,490
Other Charges	23,069	51,645	360,845	361,935	136,268	66,500
<b>TOTAL OPT-FIXED ROUTE</b>	<b>9,669,117</b>	<b>9,562,423</b>	<b>11,527,483</b>	<b>11,619,856</b>	<b>11,101,888</b>	<b>11,627,438</b>
<b>OPT-PARA TRANSIT</b>						
Personnel Services	990,572	1,045,906	1,387,622	1,387,622	1,433,149	1,692,771
Materials and Supplies	220,847	170,056	169,000	120,595	104,956	238,990
Contractual Services	405,060	313,250	434,819	452,064	440,345	501,711
Other Charges	27,238	7,795	18,500	18,137	8,700	9,200
<b>TOTAL OPT-PARA TRANSIT</b>	<b>1,643,718</b>	<b>1,537,006</b>	<b>2,009,941</b>	<b>1,978,418</b>	<b>1,987,150</b>	<b>2,442,672</b>
<b>MAINT-FIXED ROUTE</b>						
Personnel Services	1,923,930	1,957,509	2,386,301	2,386,301	2,240,420	2,323,642
Materials and Supplies	972,615	844,565	1,019,447	961,231	942,000	1,022,500
Contractual Services	186,837	172,878	295,071	279,292	262,739	340,357
Other Charges	0	0	0	350	0	500
<b>TOTAL MAINT-FIXED ROUTE</b>	<b>3,083,382</b>	<b>2,974,952</b>	<b>3,700,819</b>	<b>3,627,174</b>	<b>3,445,159</b>	<b>3,686,999</b>

**CITY OF LAREDO, TEXAS  
TRANSIT SYSTEM  
EL METRO OPERATING FUND  
FY 2024 - 2025**

	<u>ACTUAL FY 21-22</u>	<u>ACTUAL FY 22-23</u>	<u>ORIGINAL BUDGET FY 23-24</u>	<u>AMENDED BUDGET FY 23-24</u>	<u>TOTAL ESTIMATE FY 23-24</u>	<u>PROPOSED BUDGET FY 24-25</u>
<b>MAINT-PARATRANSIT</b>						
Personnel Services	261,528	264,990	308,707	308,707	289,816	305,077
Materials and Supplies	24,741	86,116	107,449	79,973	107,049	112,400
Contractual Services	20,562	25,660	38,381	52,510	45,412	52,236
<b>TOTAL MAINT-PARATRANSIT</b>	<b>306,831</b>	<b>376,767</b>	<b>454,537</b>	<b>441,190</b>	<b>442,277</b>	<b>469,713</b>
<b>TRAINING AND SAFETY</b>						
Personnel Services	81,773	81,309	92,211	92,211	92,263	94,213
Materials and Supplies	12,190	6,273	14,350	53,372	21,143	22,343
Contractual Services	3,772	3,683	2,724	4,724	4,724	5,792
<b>TOTAL TRAINING AND SAFETY</b>	<b>97,734</b>	<b>91,265</b>	<b>109,285</b>	<b>150,307</b>	<b>118,130</b>	<b>122,348</b>
<b>BUILDING/GROUNDS</b>						
Personnel Services	425,127	469,343	599,039	599,039	697,388	747,246
Materials and Supplies	19,180	66,580	78,768	72,956	84,456	91,200
Contractual Services	224,484	280,815	257,677	423,388	399,889	439,748
<b>TOTAL BUILDING/GROUNDS</b>	<b>668,791</b>	<b>816,738</b>	<b>935,484</b>	<b>1,095,383</b>	<b>1,181,733</b>	<b>1,278,194</b>
<b>BUS STOPS/SHELTERS</b>						
Personnel Services	104,156	89,671	116,921	116,921	83,032	87,110
Materials and Supplies	6,939	7,151	123,693	124,947	129,947	129,947
Contractual Services	5,465	4,758	15,125	23,932	23,932	24,000
<b>TOTAL BUS STOPS/SHELTERS</b>	<b>116,560</b>	<b>101,580</b>	<b>255,739</b>	<b>265,800</b>	<b>236,911</b>	<b>241,057</b>



**CITY OF LAREDO, TEXAS  
TRANSIT SYSTEM  
EL METRO OPERATING FUND  
FY 2024 - 2025**

	<u>ACTUAL FY 21-22</u>	<u>ACTUAL FY 22-23</u>	<u>ORIGINAL BUDGET FY 23-24</u>	<u>AMENDED BUDGET FY 23-24</u>	<u>TOTAL ESTIMATE FY 23-24</u>	<u>PROPOSED BUDGET FY 24-25</u>
<b>GENERAL ADMINISTRATION</b>						
Personnel Services	590,822	646,966	820,200	820,200	879,062	1,011,741
Materials and Supplies	27,363	17,105	27,490	37,935	25,895	28,100
Contractual Services	890,807	901,246	834,156	948,002	967,979	1,039,677
Other Charges	3,234	230,488	0	0	290,100	300,100
<b>TOTAL GENERAL ADMINISTRATION</b>	<b>1,512,226</b>	<b>1,795,805</b>	<b>1,681,846</b>	<b>1,806,137</b>	<b>2,163,036</b>	<b>2,379,618</b>
<b>TOTAL EXPENDITURES</b>	<b>17,098,359</b>	<b>17,256,535</b>	<b>20,675,134</b>	<b>20,984,265</b>	<b>20,676,284</b>	<b>22,248,039</b>
<b>CLOSING BALANCE</b>	<b>\$0</b>	<b>\$0</b>	<b>\$0</b>	<b>(\$309,131)</b>	<b>\$0</b>	<b>\$0</b>

**City of Laredo, Texas  
El Metro Operating Fund  
Major Fund Changes  
FY 2024-2025**

**REVENUES**

**Total Net Change from FY 23-24 to FY 24-25** **\$ 1,572,905**

**Major Revenue Changes**

Variance

FTA Operating Grant	208,699
Transfer Sales Tax	1,233,608
Advertising Revenue	35,000
Reimburse- Damaged Property	64,500

**EXPENDITURES**

**Total Net Change from FY 23-24 to FY 24-25** **\$ 1,572,905**

**Major Expenditure Changes**

Variance

Personnel	878,734
Claims and Settlements	300,000
Machinery & Equipment	170,737
Insurance	168,990
I-Net & I-Series	78,628
Management Fees	60,000
Vehicle Maintenance	10,178
Fuels and lubricants	(24,100)
Contract Labor	(48,272)

## Department Requests

### Additional Request

DIVISION	DESCRIPTION	AMOUNT REQUESTED	FUNDING SOURCE	APPROVED AMOUNT
OPT-FIXED ROUTE	<b>558-5811-583.20-30 MACHINERY &amp; EQUIPMENT</b>			
	Machinery Replacement	2,800	Operation	2,800
	<b>558-5811-583.55-27 LAB FEES</b>			
	Tests for accidents and new hires	20,525	Operation	20,525
MAINT-FIXED ROUTE	<b>558-5813-583.17-00 FREIGHT AND STORAGE</b>			
	Increase cost of freight and storage	11,677	Operation	11,677
	<b>558-5813-583.20-30 MACHINERY &amp; EQUIPMENT</b>			
	Machinery Replacement	8,800	Operation	8,800
	<b>558-5813-583.20-72 TIRE CONTRACT</b>			
	Increase on contract	20,000	Operation	20,000
MAINT-PARATRANSIT	<b>558-5813-583.55-88 SUPPORT SERVICES</b>			
	Support services	28,750	Operation	28,750
	<b>558-5814-583.20-30 MACHINERY &amp; EQUIPMENT</b>			
	Machinery Replacement	5,000	Operation	5,000
BUILDING/ GROUNDS	<b>558-5830-583.20-10 BUILDING &amp; OTHER IMPROV</b>			
	Repair building	15,146	Operation	15,146
	<b>558-5830-583.20-30 MACHINERY &amp; EQUIPMENT</b>			
	Machinery Replacement	153,837	Operation	153,837
BUS STOPS/ SHELTERS	<b>558-5831-583.20-10 BUILDING &amp; OTHER IMPROV</b>			
	Repair building	8,875	Operation	8,875
GENERAL ADMINISTRATION	<b>558-5860-583.13-10 PROFESSIONAL DEVELOPMENT</b>			
	Increase cost of expenses	16,500	Operation	16,500
	<b>558-5860-583.20-30 MACHINERY &amp; EQUIPMENT</b>			
	Machinery Replacement	300	Operation	300
	<b>558-5860-583.55-07 LEGAL EXPENSE</b>			
	Legal services	28,122	Operation	28,122
	<b>558-5860-583.55-26 CONSULTANT FEE</b>			
	Pay out programs	28,280	Operation	28,280
	<b>558-5860-583.55-88 SUPPORT SERVICES</b>			
	Support services	36,000	Operation	36,000
<b>Total Additional Requests</b>		<b>384,612</b>		<b>384,612</b>
<b>Total El Metro Requests</b>		<b>384,612</b>		<b>384,612</b>

# El Metro

## Mission Statement

To promote and provide choices to help connect people to their jobs and community in the most cost effective public transportation service that address the demands of citizens of Laredo.

## Key Functions

- Provide safe, reliable, and affordable seamless transit experience for citizens for direct means of transportation.
- Optimize communication with customers with service agents for bus routes and pay station accessibility.
- Parking/pay station and security/video surveillance services for all citizens

FY 2024 Accomplishments	FY 2025 Goals
<ul style="list-style-type: none"> <li>• Added Turimex services to our Transit Facility</li> <li>• Upgraded/Purchased 12-CNG Buses (to replace Diesel Buses) and Fareboxes for more accessible ways to customers to pay fares.</li> <li>• Implementation for a new route software called REMIX</li> <li>• Added Police Department Station #5 in our Transit Building</li> </ul>	<ul style="list-style-type: none"> <li>• Rebuild our mobile app service and our website.</li> <li>• Groundbreaking New Operations/Maintenance Facility</li> <li>• Purchase new software/equipment for Route info (WiFi, GPS tracking systems)</li> <li>• Conduct assessment for Transit Center Renovations.</li> </ul>

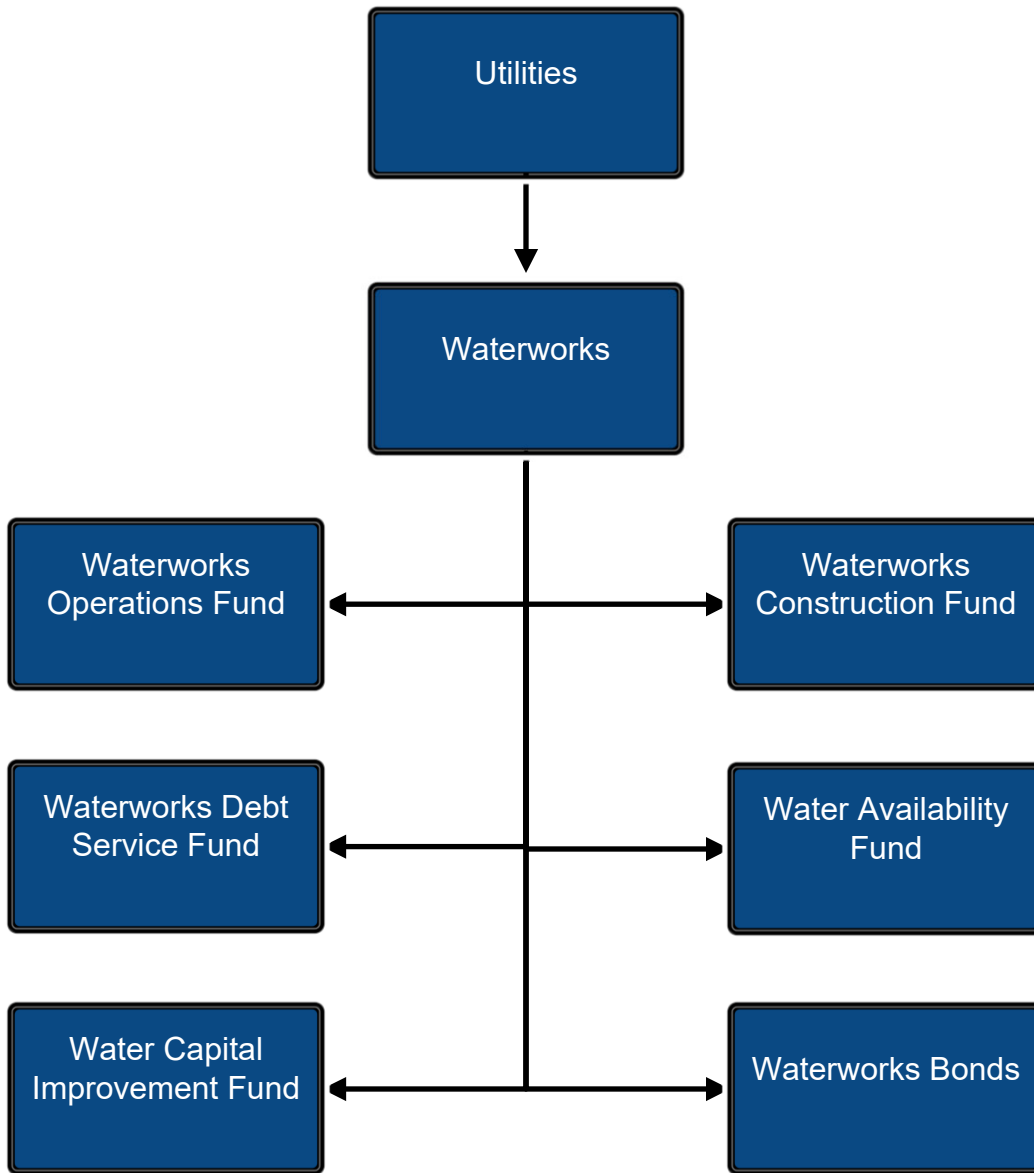
## Performance Measures

Outputs	Actual 21-22	Actual 22-23	Estimate 23-24	Target 24-25
Fixed Route Ridership	1,230,167	1,143,993	1,627,971	1,790,768
El Lift Ridership	25,645	23,826	27,039	31,095
Preventable Accidental Report/VRM	171,234	135,054	242,638	1,072,414

## Expenditures

El Metro	Actual 21-22	Actual 22-23	Amended 23-24	Estimated 23-24	Proposed 24-25
Personnel Services	11,741,185	12,246,138	14,623,414	14,593,044	15,502,148
Materials & Supplies	2,492,212	2,164,212	2,868,478	2,619,802	2,902,580
Contractual Services	2,811,421	2,556,257	3,111,951	3,028,370	3,467,011
Other Charges	53,541	289,928	380,422	435,068	376,300
<b>Total</b>	<b>17,098,359</b>	<b>17,256,535</b>	<b>20,984,265</b>	<b>20,676,284</b>	<b>22,248,039</b>





**CITY OF LAREDO, TEXAS**  
**WATERWORKS SYSTEM**  
**OPERATING FUND**  
**FY 2024 - 2025**

	<u>ACTUAL</u> <u>FY 21-22</u>	<u>ACTUAL</u> <u>FY 22-23</u>	<u>ORIGINAL</u> <u>BUDGET</u> <u>FY 23-24</u>	<u>AMENDED</u> <u>BUDGET</u> <u>FY 23-24</u>	<u>TOTAL</u> <u>ESTIMATE</u> <u>FY 23-24</u>	<u>PROPOSED</u> <u>BUDGET</u> <u>FY 24-25</u>
<b>OPENING BALANCE</b>	<b>\$50,210,307</b>	<b>\$57,286,232</b>	<b>\$59,744,581</b>	<b>\$57,956,885</b>	<b>\$57,956,885</b>	<b>\$58,152,800</b>
<b>REVENUES</b>						
Licenses and Permits	5,185	5,300	5,300	5,300	5,300	5,300
Intergovernmental Revenue	1,544	0	0	0	0	0
Charges for Services	54,233,927	53,695,912	57,363,895	57,363,895	55,538,548	57,165,011
Fines and Forfeits	(152)	111	0	0	(110)	0
Fees and Collections	1,334,724	1,155,214	1,133,630	1,133,630	1,123,395	1,145,863
Rents, Royalties and Interest	341,951	1,990,609	1,552,154	1,552,154	1,419,458	1,305,578
Reimburse and Miscellaneous	5,305,301	5,339,481	5,732,757	5,732,757	5,786,469	6,254,162
<b>TOTAL REVENUES</b>	<b>61,222,480</b>	<b>62,186,627</b>	<b>65,787,736</b>	<b>65,787,736</b>	<b>63,873,060</b>	<b>65,875,914</b>
<b>TOTAL AVAILABLE</b>	<b>111,432,787</b>	<b>119,472,859</b>	<b>125,532,317</b>	<b>123,744,621</b>	<b>121,829,945</b>	<b>124,028,714</b>
<b>EXPENDITURES</b>						
<b>ADMINISTRATION &amp; GENERAL</b>						
Personnel Services	943,618	835,399	1,192,468	1,192,468	1,063,804	852,223
Materials and Supplies	180,695	54,400	320,439	335,213	124,690	303,089
Contractual Services	4,336,371	4,828,951	4,450,290	4,585,695	4,460,782	4,626,600
Other Charges	1,588,945	512,637	3,706,363	1,675,063	4,769	3,619,198
Debt Service	7,210	15,656	700	700	700	700
Intergovernmental Transfers	21,769,211	24,121,176	25,261,212	26,772,518	26,962,449	32,674,649
<b>TOTAL ADMINISTRATION &amp; GENERAL</b>	<b>28,826,050</b>	<b>30,368,219</b>	<b>34,931,472</b>	<b>34,561,657</b>	<b>32,617,194</b>	<b>42,076,459</b>
<b>G.I.S.</b>						
Personnel Services	261,725	324,045	383,613	383,633	353,472	400,257
Materials and Supplies	562	2,667	10,498	10,306	2,333	4,739
Contractual Services	25,187	32,845	54,510	56,733	36,340	45,749
<b>TOTAL G.I.S.</b>	<b>287,473</b>	<b>359,557</b>	<b>448,621</b>	<b>450,672</b>	<b>392,145</b>	<b>450,745</b>
<b>ENGINEERING</b>						
Personnel Services	898,752	915,020	1,544,717	1,544,717	927,394	1,352,802
Materials and Supplies	28,756	30,054	36,577	37,622	31,180	41,823
Contractual Services	64,563	82,731	121,604	121,604	104,896	131,421
Debt Service	642	642	700	700	700	700
<b>TOTAL ENGINEERING</b>	<b>992,713</b>	<b>1,028,447</b>	<b>1,703,598</b>	<b>1,704,643</b>	<b>1,064,170</b>	<b>1,526,746</b>

**CITY OF LAREDO, TEXAS**  
**WATERWORKS SYSTEM**  
**OPERATING FUND**  
**FY 2024 - 2025**

	<u>ACTUAL</u> <u>FY 21-22</u>	<u>ACTUAL</u> <u>FY 22-23</u>	<u>ORIGINAL</u> <u>BUDGET</u> <u>FY 23-24</u>	<u>AMENDED</u> <u>BUDGET</u> <u>FY 23-24</u>	<u>TOTAL</u> <u>ESTIMATE</u> <u>FY 23-24</u>	<u>PROPOSED</u> <u>BUDGET</u> <u>FY 24-25</u>
<b>WATER CONSERVATION</b>						
Personnel Services	0	0	0	0	0	289,733
Materials and Supplies	0	0	0	0	0	29,000
Contractual Services	0	0	0	0	0	18,490
Other Charges	0	0	0	0	0	40,000
<b>TOTAL WATER CONSERVATION</b>	<b>0</b>	<b>0</b>	<b>0</b>	<b>0</b>	<b>0</b>	<b>377,223</b>
<b>UTILITY BILLING</b>						
Personnel Services	2,463,296	2,947,907	3,438,479	3,438,479	3,246,141	3,757,873
Materials and Supplies	1,488,431	2,553,121	1,582,070	320,290	222,484	338,887
Contractual Services	1,595,607	1,770,439	1,741,396	2,020,882	2,205,277	1,899,329
Other Charges	175	115	500,000	0	(3)	0
Debt Service	1,178	1,178	1,219	1,219	1,212	1,219
<b>TOTAL UTILITY BILLING</b>	<b>5,548,686</b>	<b>7,272,760</b>	<b>7,263,164</b>	<b>5,780,870</b>	<b>5,675,111</b>	<b>5,997,308</b>
<b>ASSET MANAGEMENT</b>						
Personnel Services	233,741	253,847	245,306	251,306	267,771	257,508
Materials and Supplies	14,081	21,181	20,972	26,342	20,683	23,739
Contractual Services	41,881	22,971	56,307	46,888	50,334	63,071
Other Charges	0	841	0	0	0	0
<b>TOTAL ASSET MANAGEMENT</b>	<b>289,703</b>	<b>298,841</b>	<b>322,585</b>	<b>324,536</b>	<b>338,788</b>	<b>344,318</b>
<b>WATER TREATMENT</b>						
Personnel Services	3,236,726	4,026,410	4,456,722	4,456,722	4,727,191	4,754,824
Materials and Supplies	3,154,375	4,342,679	2,867,449	3,292,745	4,445,221	3,456,631
Contractual Services	5,186,653	5,859,239	4,844,042	6,175,523	6,640,938	4,843,650
Capital Outlay	0	5,500	0	0	0	0
Debt Service	1,634	1,634	1,200	1,200	1,200	1,200
<b>TOTAL WATER TREATMENT</b>	<b>11,579,389</b>	<b>14,235,463</b>	<b>12,169,413</b>	<b>13,926,190</b>	<b>15,814,550</b>	<b>13,056,305</b>



**CITY OF LAREDO, TEXAS**  
**WATERWORKS SYSTEM**  
**OPERATING FUND**  
**FY 2024 - 2025**

	<u>ACTUAL</u> <u>FY 21-22</u>	<u>ACTUAL</u> <u>FY 22-23</u>	<u>ORIGINAL</u> <u>BUDGET</u> <u>FY 23-24</u>	<u>AMENDED</u> <u>BUDGET</u> <u>FY 23-24</u>	<u>TOTAL</u> <u>ESTIMATE</u> <u>FY 23-24</u>	<u>PROPOSED</u> <u>BUDGET</u> <u>FY 24-25</u>
<b>TRANSMISSION &amp; DISTRIPTN</b>						
Personnel Services	2,771,705	3,052,443	4,391,535	4,391,535	3,755,498	4,468,773
Materials and Supplies	1,349,704	1,834,838	1,217,404	1,634,263	1,741,402	1,228,091
Contractual Services	1,085,106	1,445,295	1,260,272	1,403,216	1,597,886	1,400,798
Other Charges	(153,618)	(16,718)	0	4,500	1,643	0
Capital Outlay	0	0	0	8,546	8,545	0
Debt Service	545	545	558	598	558	558
<b>TOTAL TRANSMISSION &amp; DISTRIPTN</b>	<b>5,053,442</b>	<b>6,316,403</b>	<b>6,869,769</b>	<b>7,442,658</b>	<b>7,105,532</b>	<b>7,098,220</b>
<b>WATER POLLUTION CONTROL</b>						
Personnel Services	646,787	740,857	623,221	627,221	536,805	655,548
Materials and Supplies	70,487	36,769	58,281	95,635	72,124	35,634
Contractual Services	54,210	72,306	96,822	96,667	60,426	95,221
Other Charges	5,005	4,695	43,735	5,935	300	43,735
<b>TOTAL WATER POLLUTION CONTROL</b>	<b>776,489</b>	<b>854,628</b>	<b>822,059</b>	<b>825,458</b>	<b>669,655</b>	<b>830,138</b>
<b>TOTAL EXPENDITURES</b>	<b>53,353,946</b>	<b>60,734,317</b>	<b>64,530,681</b>	<b>65,016,684</b>	<b>63,677,145</b>	<b>71,757,462</b>
<b>CLOSING BALANCE</b>	<b>\$58,078,842</b>	<b>\$58,738,542</b>	<b>\$61,001,636</b>	<b>\$58,727,937</b>	<b>\$58,152,800</b>	<b>\$52,271,252</b>
<b>ADJUSTMENTS</b>						
COMPENSATED ABSENCES	(36,498)	49,494	0	0	0	0
LEASES	196,308	(50,194)	0	0	0	0
NET PENSION LIABILITY	(952,420)	(779,877)	0	0	0	0
SUBSCRIPTIONS	0	(1,080)	0	0	0	0
<b>TOTAL ADJUSTMENTS</b>	<b>(792,610)</b>	<b>(781,657)</b>	<b>0</b>	<b>0</b>	<b>0</b>	<b>0</b>
<b>ADJUSTED CLOSING BALANCE</b>	<b>\$57,286,232</b>	<b>\$57,956,885</b>	<b>\$61,001,636</b>	<b>\$58,727,937</b>	<b>\$58,152,800</b>	<b>\$52,271,252</b>

**City of Laredo, Texas**  
**Utilities Department (Water System - Operations)**  
**Major Fund Changes**  
**FY 2024 - 2025**

**REVENUES**

**Total Net Change from FY 23-24 to FY 24-25** **\$ 88,178**

**Major Revenue Changes****Variance**

Transfer In: Sewer System	500,000
Reconnect Fee	240,370
Meter Charge	68,514
Bulk Water Sales	32,006
Discount Earning	28,108
Interest Earning	(282,832)
Utility Late Fees	(508,604)

**EXPENDITURES**

**Total Net Change from FY 23-24 to FY 24-25** **\$ 7,226,781**

**Major Expenditures Changes****Variance**

Transfer Out: Construction Fund	4,152,237
Transfer Out: Debt service	3,261,200

## Department Requests

### Personnel Request

DIVISION	TITLE	GRADE	# OF REQUESTED	EST. COST W/BENEFITS	APPROVED POSITIONS	APPROVED AMOUNT
ADMINISTRATION	Compliance Manager	210	1	93,758	1	93,758
UTILITY BILLING	Water Meter Servicer I	203	4	232,428	4	232,428
TRANSMISSION & DISTRIBUTION	Heavy Equipment Operator I	204	2	123,560	2	123,560
<b>Total Personnel Requests</b>			<b>7</b>	<b>449,746</b>	<b>7</b>	<b>449,746</b>

### Additional Requests

DIVISION	DESCRIPTION	AMOUNT REQUESTED	FUNDING SOURCE	APPROVED AMOUNT
UTILITY BILLING	<b>557-4115-532.24-00 MINOR APPARATUS AND TOOLS</b>			
	Radios, Belt Clips, meter tester, locks & keys	70,461	Operation	70,461
	<b>557-4115-532.24-20 FURNISHINGS</b>			
	10 Chairs for billing	3,370	Operation	3,370
	<b>557-4115-532.32-10 PROMOTIONAL MATERIALS</b>			
	Leak Detection Tablets & Magnets	3,595	Operation	3,595
	<b>557-4115-532.33-10 OFFICE SUPPLIES</b>			
	Increase cost for billing and delinquency office	25,579	Operation	25,579
	<b>557-4115-533.20-10 BUILDING &amp; OTHER IMPROV</b>			
	Computer wiring and bee relocations	2,672	Operation	2,672
	<b>557-4115-533.20-30 MACHINERY &amp; EQUIPMENT</b>			
	Increase cost of AMI /AMR, IVR & electrical work	98,652	Operation	98,652
	<b>557-4115-533.37-30 RENTAL OF EQUIPMENT</b>			
	Increase of new equipment	12,198	Operation	12,198
<b>557-4115-533.39-20 WASTE HAULING</b>				
To cover retention record shredding	895	Operation	895	
<b>557-4115-533.55-31 ARMORED CAR FEES</b>				
Increased costs	880	Operation	880	
WATER TREATMENT	<b>557-4120-532.38-60 CHEMICALS</b>			
	Increased chemical costs	500,000	Operation	500,000
<b>Total Additional Requests</b>		<b>718,302</b>		<b>718,302</b>
<b>Total Waterworks Requests</b>		<b>1,168,048</b>		<b>1,168,048</b>

# Utilities Department (Water)

## Mission Statement

To provide the community with safe drinking water at a fair and reasonable cost and to treat its' wastewater so it can be discharged in an environmentally sound manner. Continuously planning for the future while valuing and respecting our employees and customers.

## Key Functions

- Billing: To provide the citizens of Laredo with prompt and courteous customer service while maintaining an accurate and efficient water-billing system.
- Water Treatment: To help keep water safe as it travels to homes and businesses. Maintain adequate disinfectant in the pipes between the water treatment plant and tap.
- Water Distribution: To transport the water from the treatment facility to customers and provide flow and pressure for fire protection.
- Water Pollution Control: To restore and maintain the quality of the City's water.

FY 2023 Accomplishments	FY 2024 Goals
<ul style="list-style-type: none"> <li>• Replaced approximately 4,000 linear feet of water line</li> <li>• Completed the maintenance of 15 Pressure Regulating Valves (PRVs)</li> <li>• Installed 24 iHydrant systems</li> <li>• Maintained an average of 2.0 mg/L Chlorine residual at the furthest points</li> </ul>	<ul style="list-style-type: none"> <li>• Complete 50% installation of iHydrant onto City's transmission water lines</li> <li>• Staff to obtain Water Operator's Licenses</li> <li>• Attain recognition as a Superior Public Water System by TCEQ</li> <li>• Reduce annual water loss through strategic flushing</li> <li>• Initiate development of AI software to prioritize line replacements</li> </ul>

## Performance Measures

Outputs	Actual 21-22	Actual 22-23	Estimate 23-24	Target 24-25
Linear Feet of Water Line Replaced per year	4,040	2,424	4,000	5,000
Number of Areas Flushed	2,000	5,952	4,250	5,000
Treated Monthly Average of Water in Million gallons	1,119.49	1,080.97	1,084.00	1,159.88
Number of Water Line Breaks	585	491	500	500

## Expenditures

Waterworks	Actual 21-22	Actual 22-23	Amended 23-24	Estimated 23-24	Proposed 24-25
Personnel Services	11,456,350	13,095,930	16,286,081	14,878,076	16,789,541
Materials & Supplies	6,287,091	8,875,707	5,752,416	6,660,117	5,461,633
Contractual Services	12,389,578	14,114,777	14,507,208	15,156,879	13,124,329
Other Charges	1,440,507	501,570	1,685,498	6,709	3,702,933
Capital Outlay	0	5,500	8,546	8,545	0
Debt Service	11,209	19,657	4,417	4,370	4,377
Intergovernmental Transfer	21,769,211	24,121,176	26,772,518	26,962,449	32,674,649
<b>Total</b>	<b>53,353,946</b>	<b>60,734,317</b>	<b>65,016,684</b>	<b>63,677,145</b>	<b>71,757,462</b>

**CITY OF LAREDO, TEXAS  
WATERWORKS SYSTEM  
DEBT SERVICE FUND  
FY 2024 - 2025**

	<u>ACTUAL FY 21-22</u>	<u>ACTUAL FY 22-23</u>	<u>ORIGINAL BUDGET FY 23-24</u>	<u>AMENDED BUDGET FY 23-24</u>	<u>TOTAL ESTIMATE FY 23-24</u>	<u>PROPOSED BUDGET FY 24-25</u>
<b>OPENING BALANCE</b>	\$14,457,983	\$20,953,650	\$19,834,621	\$19,834,831	\$19,834,831	\$19,289,865
<b>REVENUES</b>						
<b>WATERWORKS DEBT SERVICE</b>						
Rents, Royalties and Interest	38,781	1,023,487	1,067,132	1,067,132	1,157,860	1,169,312
Other Financing Sources	26,503,438	23,957,654	22,772,214	22,772,214	22,681,382	26,033,414
<b>TOTAL WATERWORKS DEBT SERVICE</b>	<b>26,542,218</b>	<b>24,981,141</b>	<b>23,839,346</b>	<b>23,839,346</b>	<b>23,839,242</b>	<b>27,202,726</b>
<b>TOTAL REVENUES</b>	<b>26,542,218</b>	<b>24,981,141</b>	<b>23,839,346</b>	<b>23,839,346</b>	<b>23,839,242</b>	<b>27,202,726</b>
<b>TOTAL AVAILABLE</b>	<b>41,000,201</b>	<b>45,934,791</b>	<b>43,673,967</b>	<b>43,674,177</b>	<b>43,674,073</b>	<b>46,492,591</b>
<b>EXPENDITURES</b>						
<b>WATERWORKS DEBT SERVICE</b>						
Other Charges	0	0	0	0	0	4,000,000
Debt Service	20,046,551	26,099,960	24,384,207	24,384,207	24,384,208	22,538,581
<b>TOTAL WATERWORKS DEBT SERVICE</b>	<b>20,046,551</b>	<b>26,099,960</b>	<b>24,384,207</b>	<b>24,384,207</b>	<b>24,384,208</b>	<b>26,538,581</b>
<b>TOTAL EXPENDITURES</b>	<b>20,046,551</b>	<b>26,099,960</b>	<b>24,384,207</b>	<b>24,384,207</b>	<b>24,384,208</b>	<b>26,538,581</b>
<b>CLOSING BALANCE</b>	<b>\$20,953,650</b>	<b>\$19,834,831</b>	<b>\$19,289,760</b>	<b>\$19,289,970</b>	<b>\$19,289,865</b>	<b>\$19,954,010</b>

**CITY OF LAREDO, TEXAS  
WATERWORKS SYSTEM  
CONSTRUCTION FUND  
FY 2024 - 2025**

	<u>ACTUAL FY 21-22</u>	<u>ACTUAL FY 22-23</u>	<u>ORIGINAL BUDGET FY 23-24</u>	<u>AMENDED BUDGET FY 23-24</u>	<u>TOTAL ESTIMATE FY 23-24</u>	<u>PROPOSED BUDGET FY 24-25</u>
<b>OPENING BALANCE</b>	<b>\$7,074,869</b>	<b>\$5,714,587</b>	<b>\$14,855</b>	<b>\$3,248,507</b>	<b>\$3,248,507</b>	<b>\$0</b>
<b>REVENUES</b>						
<b>WATERWORKS CONSTRUCTION</b>						
Rents, Royalties and Interest	32,763	172,467	165,488	165,488	65,676	60,150
Other Financing Sources	560,059	543,522	2,868,998	2,868,998	4,661,067	7,021,235
<b>TOTAL WATERWORKS CONSTRUCTION</b>	<b>592,822</b>	<b>715,989</b>	<b>3,034,486</b>	<b>3,034,486</b>	<b>4,726,743</b>	<b>7,081,385</b>
<b>TOTAL REVENUES</b>	<b>592,822</b>	<b>715,989</b>	<b>3,034,486</b>	<b>3,034,486</b>	<b>4,726,743</b>	<b>7,081,385</b>
<b>TOTAL AVAILABLE</b>	<b>7,667,691</b>	<b>6,430,577</b>	<b>3,049,341</b>	<b>6,282,993</b>	<b>7,975,250</b>	<b>7,081,385</b>
<b>EXPENDITURES</b>						
<b>WATERWORKS CONSTRUCTION</b>						
Materials and Supplies	96,063	32,382	575,000	520,365	518,645	525,000
Contractual Services	184,309	70,673	0	123,840	123,840	50,000
Other Charges	0	0	233,316	145,876	0	195,652
Capital Outlay	0	165,849	0	0	0	0
Projects	1,672,732	2,913,166	2,241,025	5,507,765	7,332,765	6,310,733
<b>TOTAL WATERWORKS CONSTRUCTION</b>	<b>1,953,104</b>	<b>3,182,070</b>	<b>3,049,341</b>	<b>6,297,846</b>	<b>7,975,250</b>	<b>7,081,385</b>
<b>TOTAL EXPENDITURES</b>	<b>1,953,104</b>	<b>3,182,070</b>	<b>3,049,341</b>	<b>6,297,846</b>	<b>7,975,250</b>	<b>7,081,385</b>
<b>CLOSING BALANCE</b>	<b>\$5,714,587</b>	<b>\$3,248,507</b>	<b>\$0</b>	<b>(\$14,853)</b>	<b>\$0</b>	<b>\$0</b>

**CITY OF LAREDO, TEXAS  
WATERWORKS SYSTEM  
WATER AVAILABILITY FUND  
FY 2024 - 2025**

	<u>ACTUAL FY 21-22</u>	<u>ACTUAL FY 22-23</u>	<u>ORIGINAL BUDGET FY 23-24</u>	<u>AMENDED BUDGET FY 23-24</u>	<u>TOTAL ESTIMATE FY 23-24</u>	<u>PROPOSED BUDGET FY 24-25</u>
<b>OPENING BALANCE</b>	\$6,541,641	\$6,959,813	\$9,751,882	\$9,166,103	\$9,166,103	\$11,068,016
<b>REVENUES</b>						
<b>WATER AVAILABILITY FUND</b>						
Charges for Services	3,403,090	3,138,930	2,943,012	2,943,012	3,984,005	4,063,685
Rents, Royalties and Interest	91,895	434,230	354,438	354,438	357,908	332,002
<b>TOTAL WATER AVAILABILITY FUND</b>	<b>3,494,985</b>	<b>3,573,161</b>	<b>3,297,450</b>	<b>3,297,450</b>	<b>4,341,913</b>	<b>4,395,687</b>
<b>TOTAL REVENUES</b>	<b>3,494,985</b>	<b>3,573,161</b>	<b>3,297,450</b>	<b>3,297,450</b>	<b>4,341,913</b>	<b>4,395,687</b>
<b>TOTAL AVAILABLE</b>	<b>10,036,626</b>	<b>10,532,973</b>	<b>13,049,332</b>	<b>12,463,553</b>	<b>13,508,016</b>	<b>15,463,703</b>
<b>EXPENDITURES</b>						
<b>WATER AVAILABILITY FUND</b>						
Contractual Services	1,175	920	60,000	314,705	60,000	60,000
Capital Outlay	2,695,638	985,950	2,000,000	1,753,200	2,000,000	2,000,000
Intergovernmental Transfers	380,000	380,000	380,000	380,000	380,000	380,000
<b>TOTAL WATER AVAILABILITY FUND</b>	<b>3,076,813</b>	<b>1,366,870</b>	<b>2,440,000</b>	<b>2,447,905</b>	<b>2,440,000</b>	<b>2,440,000</b>
<b>TOTAL EXPENDITURES</b>	<b>3,076,813</b>	<b>1,366,870</b>	<b>2,440,000</b>	<b>2,447,905</b>	<b>2,440,000</b>	<b>2,440,000</b>
<b>CLOSING BALANCE</b>	<b>\$6,959,813</b>	<b>\$9,166,103</b>	<b>\$10,609,332</b>	<b>\$10,015,648</b>	<b>\$11,068,016</b>	<b>\$13,023,703</b>

**CITY OF LAREDO, TEXAS  
WATERWORKS SYSTEM  
WATER CAPITAL IMPROVEMENT  
FY 2024 - 2025**

	<u>ACTUAL FY 21-22</u>	<u>ACTUAL FY 22-23</u>	<u>ORIGINAL BUDGET FY 23-24</u>	<u>AMENDED BUDGET FY 23-24</u>	<u>TOTAL ESTIMATE FY 23-24</u>	<u>PROPOSED BUDGET FY 24-25</u>
<b>OPENING BALANCE</b>	\$839,377	\$1,508,006	\$1,849,157	\$2,083,050	\$2,083,050	\$3,274,284
<b>REVENUES</b>						
<b>WATER CAPITAL IMPROVEMENT</b>						
Fees and Collections	661,258	527,986	305,000	305,000	576,556	588,088
Rents, Royalties and Interest	7,372	47,058	33,799	33,799	614,678	562,963
<b>TOTAL WATER CAPITAL IMPROVEMENT</b>	<b>668,629</b>	<b>575,044</b>	<b>338,799</b>	<b>338,799</b>	<b>1,191,234</b>	<b>1,151,051</b>
<b>TOTAL REVENUES</b>	<b>668,629</b>	<b>575,044</b>	<b>338,799</b>	<b>338,799</b>	<b>1,191,234</b>	<b>1,151,051</b>
<b>TOTAL AVAILABLE</b>	<b>1,508,006</b>	<b>2,083,050</b>	<b>2,187,956</b>	<b>2,421,849</b>	<b>3,274,284</b>	<b>4,425,335</b>
<b>EXPENDITURES</b>						
<b>WATER CAPITAL IMPROVEMENT</b>						
Other Charges	0	0	1,618,137	1,618,137	0	708,524
<b>TOTAL WATER CAPITAL IMPROVEMENT</b>	<b>0</b>	<b>0</b>	<b>1,618,137</b>	<b>1,618,137</b>	<b>0</b>	<b>708,524</b>
<b>TOTAL EXPENDITURES</b>	<b>0</b>	<b>0</b>	<b>1,618,137</b>	<b>1,618,137</b>	<b>0</b>	<b>708,524</b>
<b>CLOSING BALANCE</b>	<b>\$1,508,006</b>	<b>\$2,083,050</b>	<b>\$569,819</b>	<b>\$803,712</b>	<b>\$3,274,284</b>	<b>\$3,716,811</b>



**CITY OF LAREDO, TEXAS  
WATERWORKS SYSTEM  
2015 TWDB REVENUE BOND  
FY 2024 - 2025**

	<u>ACTUAL FY 21-22</u>	<u>ACTUAL FY 22-23</u>	<u>ORIGINAL BUDGET FY 23-24</u>	<u>AMENDED BUDGET FY 23-24</u>	<u>TOTAL ESTIMATE FY 23-24</u>	<u>PROPOSED BUDGET FY 24-25</u>
<b>OPENING BALANCE</b>	\$399,676	\$401,479	\$0	\$417,373	\$417,373	\$0
<b>REVENUES</b>						
<b>2015 WWSS REV \$5.5M-TWDB</b>						
Rents, Royalties and Interest	1,803	15,894	7,840	91,430	18,088	9,780
<b>TOTAL 2015 WWSS REV \$5.5M-TWDB</b>	<b>1,803</b>	<b>15,894</b>	<b>7,840</b>	<b>91,430</b>	<b>18,088</b>	<b>9,780</b>
<b>TOTAL REVENUES</b>	<b>1,803</b>	<b>15,894</b>	<b>7,840</b>	<b>91,430</b>	<b>18,088</b>	<b>9,780</b>
<b>TOTAL AVAILABLE</b>	<b>401,479</b>	<b>417,373</b>	<b>7,840</b>	<b>508,803</b>	<b>435,461</b>	<b>9,780</b>
<b>EXPENDITURES</b>						
<b>2015 WWSS REV \$5.5M-TWDB</b>						
Contractual Services	0	0	0	1,900	1,900	0
Projects	0	0	7,840	398,115	433,561	9,780
<b>TOTAL 2015 WWSS REV \$5.5M-TWDB</b>	<b>0</b>	<b>0</b>	<b>7,840</b>	<b>400,015</b>	<b>435,461</b>	<b>9,780</b>
<b>TOTAL EXPENDITURES</b>	<b>0</b>	<b>0</b>	<b>7,840</b>	<b>400,015</b>	<b>435,461</b>	<b>9,780</b>
<b>CLOSING BALANCE</b>	<b>\$401,479</b>	<b>\$417,373</b>	<b>\$0</b>	<b>\$108,788</b>	<b>\$0</b>	<b>\$0</b>

**CITY OF LAREDO, TEXAS  
WATERWORKS SYSTEM  
2016 REVENUE BOND  
FY 2024 - 2025**

	<u>ACTUAL FY 21-22</u>	<u>ACTUAL FY 22-23</u>	<u>ORIGINAL BUDGET FY 23-24</u>	<u>AMENDED BUDGET FY 23-24</u>	<u>TOTAL ESTIMATE FY 23-24</u>	<u>PROPOSED BUDGET FY 24-25</u>
<b>OPENING BALANCE</b>	\$499,807	\$395,382	\$0	\$346,755	\$346,755	\$0
<b>REVENUES</b>						
<b>2016 REVENUE BOND</b>						
Rents, Royalties and Interest	3,542	17,698	7,650	111,254	15,892	7,000
Reimburse and Miscellaneous	0	0	0	3,298	0	0
<b>TOTAL 2016 REVENUE BOND</b>	<b>3,542</b>	<b>17,698</b>	<b>7,650</b>	<b>114,552</b>	<b>15,892</b>	<b>7,000</b>
<b>TOTAL REVENUES</b>	<b>3,542</b>	<b>17,698</b>	<b>7,650</b>	<b>114,552</b>	<b>15,892</b>	<b>7,000</b>
<b>TOTAL AVAILABLE</b>	<b>503,349</b>	<b>413,080</b>	<b>7,650</b>	<b>461,307</b>	<b>362,647</b>	<b>7,000</b>
<b>EXPENDITURES</b>						
<b>2016 REVENUE BOND</b>						
Contractual Services	173	173	0	173	173	0
Capital Outlay	66,104	59,013	0	104,550	147,061	0
Projects	41,690	7,140	7,650	240,213	215,413	7,000
<b>TOTAL 2016 REVENUE BOND</b>	<b>107,967</b>	<b>66,325</b>	<b>7,650</b>	<b>344,936</b>	<b>362,647</b>	<b>7,000</b>
<b>TOTAL EXPENDITURES</b>	<b>107,967</b>	<b>66,325</b>	<b>7,650</b>	<b>344,936</b>	<b>362,647</b>	<b>7,000</b>
<b>CLOSING BALANCE</b>	<b>\$395,382</b>	<b>\$346,755</b>	<b>\$0</b>	<b>\$116,371</b>	<b>\$0</b>	<b>\$0</b>

**CITY OF LAREDO, TEXAS**  
**WATERWORKS SYSTEM**  
**2018 PPFCO**  
**FY 2024 - 2025**

	<u>ACTUAL FY 21-22</u>	<u>ACTUAL FY 22-23</u>	<u>ORIGINAL BUDGET FY 23-24</u>	<u>AMENDED BUDGET FY 23-24</u>	<u>TOTAL ESTIMATE FY 23-24</u>	<u>PROPOSED BUDGET FY 24-25</u>
<b>OPENING BALANCE</b>	\$592,171	\$83,243	\$0	\$355	\$355	\$0
<b>REVENUES</b>						
<b>2018 PPFCO</b>						
Rents, Royalties and Interest	818	3,985	1,790	67,665	64	10
<b>TOTAL 2018 PPFCO</b>	<b>818</b>	<b>3,985</b>	<b>1,790</b>	<b>67,665</b>	<b>64</b>	<b>10</b>
<b>TOTAL REVENUES</b>	<b>818</b>	<b>3,985</b>	<b>1,790</b>	<b>67,665</b>	<b>64</b>	<b>10</b>
<b>TOTAL AVAILABLE</b>	<b>592,989</b>	<b>87,228</b>	<b>1,790</b>	<b>68,020</b>	<b>419</b>	<b>10</b>
<b>EXPENDITURES</b>						
<b>2018 PPFCO</b>						
Other Charges	0	0	1,790	0	0	10
Capital Outlay	509,746	86,873	0	21,699	419	0
<b>TOTAL 2018 PPFCO</b>	<b>509,746</b>	<b>86,873</b>	<b>1,790</b>	<b>21,699</b>	<b>419</b>	<b>10</b>
<b>TOTAL EXPENDITURES</b>	<b>509,746</b>	<b>86,873</b>	<b>1,790</b>	<b>21,699</b>	<b>419</b>	<b>10</b>
<b>CLOSING BALANCE</b>	<b>\$83,243</b>	<b>\$355</b>	<b>\$0</b>	<b>\$46,321</b>	<b>\$0</b>	<b>\$0</b>

**CITY OF LAREDO, TEXAS  
WATERWORKS SYSTEM  
2019 WW&SS BOND  
FY 2024 - 2025**

	<u>ACTUAL FY 21-22</u>	<u>ACTUAL FY 22-23</u>	<u>ORIGINAL BUDGET FY 23-24</u>	<u>AMENDED BUDGET FY 23-24</u>	<u>TOTAL ESTIMATE FY 23-24</u>	<u>PROPOSED BUDGET FY 24-25</u>
<b>OPENING BALANCE</b>	\$21,267,282	\$9,123,173	\$0	\$2,591,281	\$2,591,281	\$0
<b>REVENUES</b>						
<b>2019 WW&amp;SS BONDS</b>						
Rents, Royalties and Interest	61,234	289,071	90,570	90,570	147,954	61,220
Reimburse and Miscellaneous	34,099	0	0	0	0	0
<b>TOTAL 2019 WW&amp;SS BONDS</b>	<b>95,333</b>	<b>289,071</b>	<b>90,570</b>	<b>90,570</b>	<b>147,954</b>	<b>61,220</b>
<b>TOTAL REVENUES</b>	<b>95,333</b>	<b>289,071</b>	<b>90,570</b>	<b>90,570</b>	<b>147,954</b>	<b>61,220</b>
<b>TOTAL AVAILABLE</b>	<b>21,362,615</b>	<b>9,412,245</b>	<b>90,570</b>	<b>2,681,851</b>	<b>2,739,235</b>	<b>61,220</b>
<b>EXPENDITURES</b>						
<b>2019 WW&amp;SS BONDS</b>						
Personnel Services	300,723	465,005	0	2,208	503	0
Contractual Services	1,271,617	119,110	0	27,566	2,670	0
Other Charges	0	0	90,570	0	0	61,220
Capital Outlay	10,667,101	6,236,849	0	1,916,151	2,736,062	0
<b>TOTAL 2019 WW&amp;SS BONDS</b>	<b>12,239,442</b>	<b>6,820,963</b>	<b>90,570</b>	<b>1,945,925</b>	<b>2,739,235</b>	<b>61,220</b>
<b>TOTAL EXPENDITURES</b>	<b>12,239,442</b>	<b>6,820,963</b>	<b>90,570</b>	<b>1,945,925</b>	<b>2,739,235</b>	<b>61,220</b>
<b>CLOSING BALANCE</b>	<b>\$9,123,173</b>	<b>\$2,591,281</b>	<b>\$0</b>	<b>\$735,926</b>	<b>\$0</b>	<b>\$0</b>

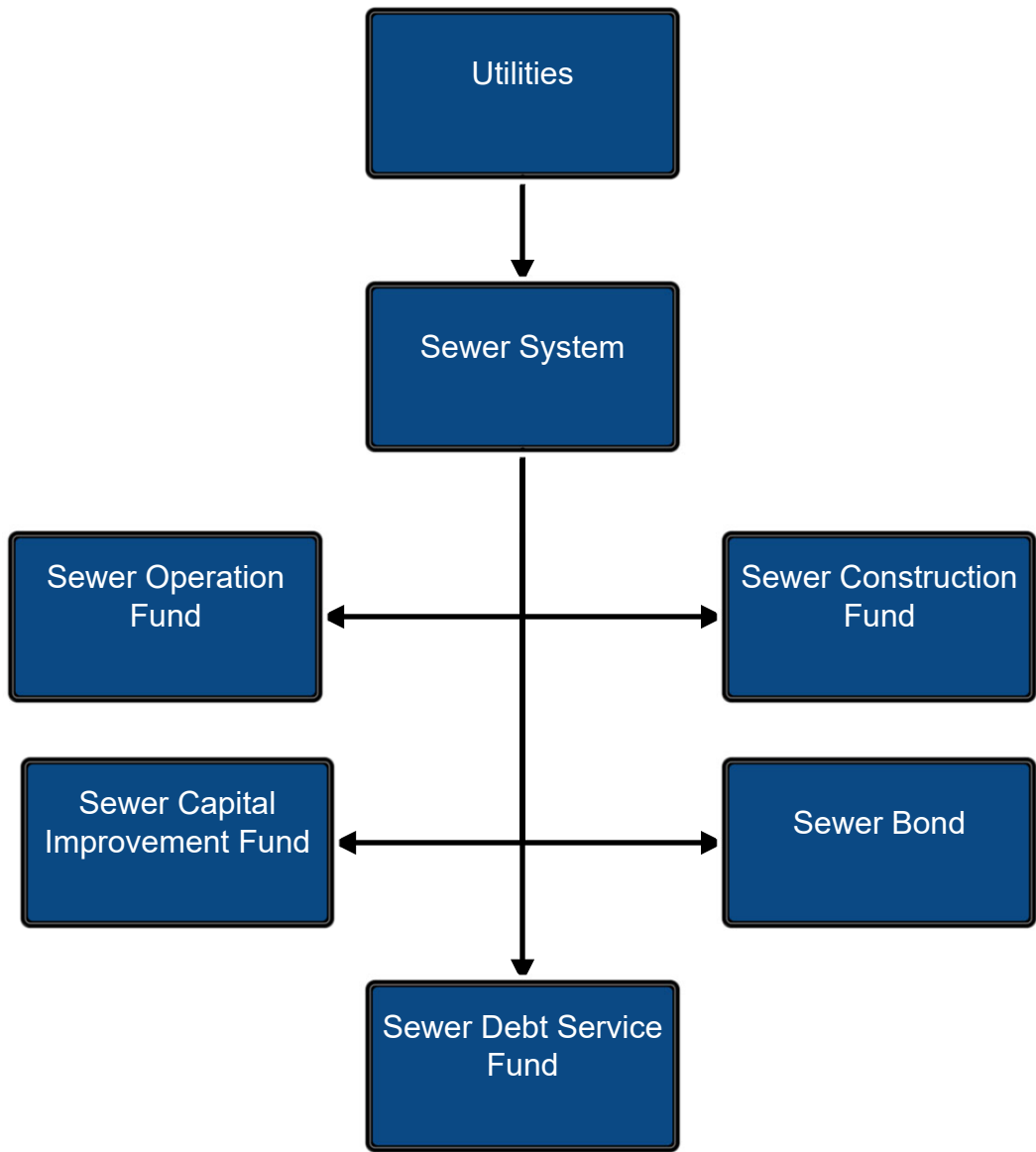
**CITY OF LAREDO, TEXAS**  
**WATERWORKS SYSTEM**  
**2020A WW&SS BONDS**  
**FY 2024 - 2025**

	<u>ACTUAL</u> <u>FY 21-22</u>	<u>ACTUAL</u> <u>FY 22-23</u>	<u>ORIGINAL</u> <u>BUDGET</u> <u>FY 23-24</u>	<u>AMENDED</u> <u>BUDGET</u> <u>FY 23-24</u>	<u>TOTAL</u> <u>ESTIMATE</u> <u>FY 23-24</u>	<u>PROPOSED</u> <u>BUDGET</u> <u>FY 24-25</u>
<b>OPENING BALANCE</b>	\$36,576,356	\$32,399,146	\$0	\$22,813,215	\$22,813,215	\$0
<b>REVENUES</b>						
<b>2020A WW&amp;SS BONDS</b>						
Rents, Royalties and Interest	158,181	1,104,755	544,970	544,970	1,101,184	515,830
<b>TOTAL 2020A WW&amp;SS BONDS</b>	<b>158,181</b>	<b>1,104,755</b>	<b>544,970</b>	<b>544,970</b>	<b>1,101,184</b>	<b>515,830</b>
<b>TOTAL REVENUES</b>	<b>158,181</b>	<b>1,104,755</b>	<b>544,970</b>	<b>544,970</b>	<b>1,101,184</b>	<b>515,830</b>
<b>TOTAL AVAILABLE</b>	<b>36,734,537</b>	<b>33,503,901</b>	<b>544,970</b>	<b>23,358,185</b>	<b>23,914,399</b>	<b>515,830</b>
<b>EXPENDITURES</b>						
<b>2020A WW&amp;SS BONDS</b>						
Personnel Services	0	79,912	0	617,662	282,429	0
Contractual Services	753	907	0	906	0	0
Other Charges	0	0	544,970	81,970	583,378	515,830
Capital Outlay	4,334,638	10,609,866	0	21,496,219	23,038,780	0
Debt Service	0	0	0	0	9,812	0
<b>TOTAL 2020A WW&amp;SS BONDS</b>	<b>4,335,391</b>	<b>10,690,686</b>	<b>544,970</b>	<b>22,196,757</b>	<b>23,914,399</b>	<b>515,830</b>
<b>TOTAL EXPENDITURES</b>	<b>4,335,391</b>	<b>10,690,686</b>	<b>544,970</b>	<b>22,196,757</b>	<b>23,914,399</b>	<b>515,830</b>
<b>CLOSING BALANCE</b>	<b>\$32,399,146</b>	<b>\$22,813,215</b>	<b>\$0</b>	<b>\$1,161,428</b>	<b>\$0</b>	<b>\$0</b>

**CITY OF LAREDO, TEXAS  
WATERWORKS SYSTEM  
2022 WW&SS REVENUE BOND  
FY 2024 - 2025**

	<u>ACTUAL FY 21-22</u>	<u>ACTUAL FY 22-23</u>	<u>ORIGINAL BUDGET FY 23-24</u>	<u>AMENDED BUDGET FY 23-24</u>	<u>TOTAL ESTIMATE FY 23-24</u>	<u>PROPOSED BUDGET FY 24-25</u>
<b>OPENING BALANCE</b>	<b>\$0</b>	<b>\$77,845,498</b>	<b>\$0</b>	<b>\$80,261,197</b>	<b>\$80,261,197</b>	<b>\$0</b>
<b>REVENUES</b>						
<b>2022 WW&amp;SS REVENUE BONDS</b>						
Rents, Royalties and Interest	909,713	3,482,149	1,674,520	1,674,520	3,496,806	1,923,470
Reimburse and Miscellaneous	0	1,869	0	0	0	0
Other Financing Sources	82,665,000	0	0	0	0	0
<b>TOTAL 2022 WW&amp;SS REVENUE BONDS</b>	<b>83,574,713</b>	<b>3,484,018</b>	<b>1,674,520</b>	<b>1,674,520</b>	<b>3,496,806</b>	<b>1,923,470</b>
<b>TOTAL REVENUES</b>	<b>83,574,713</b>	<b>3,484,018</b>	<b>1,674,520</b>	<b>1,674,520</b>	<b>3,496,806</b>	<b>1,923,470</b>
<b>TOTAL AVAILABLE</b>	<b>83,574,713</b>	<b>81,329,516</b>	<b>1,674,520</b>	<b>81,935,717</b>	<b>83,758,003</b>	<b>1,923,470</b>
<b>EXPENDITURES</b>						
<b>2022 WW&amp;SS REVENUE BONDS</b>						
Contractual Services	0	0	0	464,766	1,003	0
Other Charges	0	0	1,674,520	441,670	1,673,517	1,923,470
Capital Outlay	0	1,068,319	0	77,481,763	82,083,483	0
Debt Service	806,538	0	0	0	0	0
Intergovernmental Transfers	4,922,677	0	0	0	0	0
<b>TOTAL 2022 WW&amp;SS REVENUE BONDS</b>	<b>5,729,215</b>	<b>1,068,319</b>	<b>1,674,520</b>	<b>78,388,199</b>	<b>83,758,003</b>	<b>1,923,470</b>
<b>TOTAL EXPENDITURES</b>	<b>5,729,215</b>	<b>1,068,319</b>	<b>1,674,520</b>	<b>78,388,199</b>	<b>83,758,003</b>	<b>1,923,470</b>
<b>CLOSING BALANCE</b>	<b>\$77,845,498</b>	<b>\$80,261,197</b>	<b>\$0</b>	<b>\$3,547,518</b>	<b>\$0</b>	<b>\$0</b>







**CITY OF LAREDO, TEXAS  
SEWER SYSTEM  
OPERATING FUND  
FY 2024 - 2025**

	<u>ACTUAL FY 21-22</u>	<u>ACTUAL FY 22-23</u>	<u>ORIGINAL BUDGET FY 23-24</u>	<u>AMENDED BUDGET FY 23-24</u>	<u>TOTAL ESTIMATE FY 23-24</u>	<u>PROPOSED BUDGET FY 24-25</u>
<b>OPENING BALANCE</b>	\$44,014,125	\$51,093,116	\$58,041,721	\$57,529,070	\$57,529,070	\$66,052,759
<b>REVENUES</b>						
Charges for Services	44,268,273	45,378,108	48,385,242	48,385,242	47,248,193	48,663,131
Rents, Royalties and Interest	262,038	1,735,351	1,310,823	1,310,823	1,875,532	1,848,413
Reimburse and Miscellaneous	89,235	361,792	0	0	672	0
<b>TOTAL REVENUES</b>	<b>44,619,545</b>	<b>47,475,251</b>	<b>49,696,065</b>	<b>49,696,065</b>	<b>49,124,397</b>	<b>50,511,544</b>
<b>TOTAL AVAILABLE</b>	<b>88,633,670</b>	<b>98,568,367</b>	<b>107,737,786</b>	<b>107,225,135</b>	<b>106,653,467</b>	<b>116,564,303</b>
<b>EXPENDITURES</b>						
<b>ADMINISTRATION</b>						
Personnel Services	0	0	0	0	0	500,364
Materials and Supplies	18,668	4,973	63,051	66,475	15,289	63,051
Contractual Services	8,071,880	8,475,228	9,055,134	9,134,655	9,092,192	9,783,800
Other Charges	724,463	888,924	2,854,860	2,829,860	0	2,851,860
Intergovernmental Transfers	15,398,354	16,614,663	16,481,787	16,481,787	16,255,837	22,870,583
<b>TOTAL ADMINISTRATION</b>	<b>24,213,365</b>	<b>25,983,788</b>	<b>28,454,832</b>	<b>28,512,777</b>	<b>25,363,318</b>	<b>36,069,658</b>
<b>WASTEWATER TREATMENT</b>						
Personnel Services	3,063,141	3,638,423	4,258,848	4,258,848	3,947,402	4,719,584
Materials and Supplies	1,042,842	1,197,388	1,222,348	1,348,565	1,188,240	1,473,021
Contractual Services	3,646,593	4,112,604	4,133,665	4,225,442	3,908,817	5,473,671
Other Charges	1,500	0	94,818	818	0	25,000
Capital Outlay	0	8,418	0	18,000	17,447	0
Debt Service	1,804	1,696	700	700	1,093	700
<b>TOTAL WASTEWATER TREATMENT</b>	<b>7,755,880</b>	<b>8,958,528</b>	<b>9,710,379</b>	<b>9,852,373</b>	<b>9,062,999</b>	<b>11,691,976</b>

**CITY OF LAREDO, TEXAS  
SEWER SYSTEM  
OPERATING FUND  
FY 2024 - 2025**

	<u>ACTUAL FY 21-22</u>	<u>ACTUAL FY 22-23</u>	<u>ORIGINAL BUDGET FY 23-24</u>	<u>AMENDED BUDGET FY 23-24</u>	<u>TOTAL ESTIMATE FY 23-24</u>	<u>PROPOSED BUDGET FY 24-25</u>
<b>WASTEWATER COLLECTION</b>						
Personnel Services	2,761,201	3,285,553	3,626,775	3,746,775	3,711,309	3,632,041
Materials and Supplies	977,528	1,109,743	1,001,341	1,093,757	1,006,459	1,099,183
Contractual Services	1,243,311	1,330,257	1,708,187	1,658,533	1,424,809	1,661,191
Other Charges	26,400	0	0	0	0	33,270
Capital Outlay	87,126	13,660	0	37,329	31,250	0
Debt Service	545	545	600	600	564	600
<b>TOTAL WASTEWATER COLLECTION</b>	<b>5,096,112</b>	<b>5,739,759</b>	<b>6,336,903</b>	<b>6,536,994</b>	<b>6,174,391</b>	<b>6,426,285</b>
<b>TOTAL EXPENDITURES</b>	<b>37,065,357</b>	<b>40,682,075</b>	<b>44,502,114</b>	<b>44,902,144</b>	<b>40,600,708</b>	<b>54,187,919</b>
<b>CLOSING BALANCE</b>	<b>\$51,568,313</b>	<b>\$57,886,292</b>	<b>\$63,235,672</b>	<b>\$62,322,991</b>	<b>\$66,052,759</b>	<b>\$62,376,384</b>
<b>ADJUSTMENTS</b>						
COMPENSATED ABSENCES	(19,569)	28,145	0	0	0	0
NET PENSION LIABILITY	(455,628)	(384,978)	0	0	0	0
SUBSCRIPTIONS	0	(389)	0	0	0	0
<b>TOTAL ADJUSTMENTS</b>	<b>(475,197)</b>	<b>(357,222)</b>	<b>0</b>	<b>0</b>	<b>0</b>	<b>0</b>
<b>ADJUSTED CLOSING BALANCE</b>	<b>\$51,093,116</b>	<b>\$57,529,070</b>	<b>\$63,235,672</b>	<b>\$62,322,991</b>	<b>\$66,052,759</b>	<b>\$62,376,384</b>

**City of Laredo, Texas**  
**Utilities Department (Sewer System - Operations)**  
**Major Fund Changes**  
**FY 2024 - 2025**

**REVENUES**

**Total Net Change from FY 23-24 to FY 24-25** **\$ 815,479**

**Major Revenue Changes****Variance**

Interest Earning	533,210
Sewer Service Charges	260,706

**EXPENDITURES**

**Total Net Change from FY 23-24 to FY 24-25** **\$ 9,685,805**

**Major Expenditures Changes****Variance**

Transfer Out: Construction	4,050,024
Transfer Out: Debt Service	2,338,772
Personnel	966,366
Electricity	500,000
Additional Admin Charge.	500,000
Vehicle Maintenance	204,309
Waste Hauling	185,500
Machinery & Equipment	170,427
Chemicals	161,135
Administrative Charge.	140,982

## Department Requests

### Personnel Request

DIVISION	TITLE	GRADE	# OF REQUESTED	EST. COST W/BENEFITS	APPROVED POSITIONS	APPROVED AMOUNT
WASTEWATER TREATMENT	Utility Systems Worker II	203	4	232,428	4	232,428
	Water/Wastewater Plant Operator I	204	12	743,822	12	743,822
	Heavy Equipment Operator II	205	1	65,998	1	65,998
	Utility Systems Crew Leader	207	1	75,903	1	75,903
	Wtr./Wastewater Plant Ops. Supervisor	208	1	81,377	1	81,377
<b>Total Personnel Requests</b>			<b>19</b>	<b>1,199,528</b>	<b>19</b>	<b>1,199,528</b>

### Additional Requests

DIVISION	DESCRIPTION	AMOUNT REQUESTED	FUNDING SOURCE	APPROVED AMOUNT
WASTEWATER TREATMENT	<b>559-4210-532.24-10 SAFETY EQUIPMENT</b>			
	Safety equipment for 19 new employees for Manadas	10,000	Operation	10,000
	<b>559-4210-532.24-20 FURNISHINGS</b>			
	For new Manadas wwtp	500	Operation	500
	<b>559-4210-532.33-10 OFFICE SUPPLIES</b>			
	Office supplies for 19 new employees for Manadas	1,000	Operation	1,000
	<b>559-4210-532.34-10 JANITORIAL SUPPLIES</b>			
	For new Manadas wwtp	2,000	Operation	2,000
	<b>559-4210-532.38-50 LABORATORY SUPPLIES</b>			
	Lab Testing for Manadas wwtp	6,000	Operation	6,000
	<b>559-4210-532.38-60 CHEMICALS</b>			
	For new Manadas wwtp	150,000	Operation	150,000
	<b>559-4210-533.13-30 TRAINING AND EDUCATION</b>			
	Local Training for new staff	3,000	Operation	3,000
	<b>559-4210-533.20-30 MACHINERY &amp; EQUIPMENT</b>			
	Machinery maintenance	221,746	Operation	221,746
	<b>559-4210-533.37-30 RENTAL OF EQUIPMENT</b>			
	Toshiba for new Manada wwtp	7,000	Operation	7,000
	<b>559-4210-533.39-10 LANDFILL CHARGES</b>			
	For new Manadas wwtp	20,000	Operation	20,000
<b>559-4210-533.39-20 WASTE HAULING</b>				
For new Manadas wwtp	132,301	Operation	132,301	
<b>559-4210-533.40-10 ELECTRICITY</b>				
For new Manadas wwtp	500,000	Operation	500,000	
<b>559-4210-533.55-12 PROJECT ENGINEER FEES</b>				
Engineering fee for new Manada wwtp	150,000	Operation	150,000	
<b>559-4210-533.64-00 MEMBERSHIP &amp; SUBSCRIPTION</b>				
Membership for 19 new employees for Manada	1,500	Operation	1,500	
<b>559-4210-534.99-19 RESTRICTED RESERVE</b>				
For new Manadas wwtp	25,000	Operation	25,000	
<b>Total Additional Requests</b>		<b>1,230,047</b>		<b>1,230,047</b>
<b>Total Sewer Requests</b>		<b>2,429,575</b>		<b>2,429,575</b>

# Utilities Department (Sewer)

## Mission Statement

To provide the community with safe drinking water at a fair and reasonable cost and to treat its' wastewater so it can be discharged in an environmentally sound manner. Continuously planning for the future while valuing and respecting our employees and customers.

## Key Functions

- To collect wastewater from customers and businesses and remove its pollutants before discharging or reusing it.
- To transport wastewater via gravity sewers, force mains, and pumping equipment to move wastewater in pipes from homes and businesses to the Wastewater Treatment plants.
- Efficiently convey wastewater from residential, commercial, and industrial sources to treatment facilities.
- Regularly inspect, clean and repair sewer lines to ensure optimal functioning and prevent blockages or leaks.

FY 2023 Accomplishments	FY 2024 Goals
<ul style="list-style-type: none"> <li>• Eliminated Gravity Lift Stations: Los Presidentes, Deer Creek Village &amp; Killam</li> <li>• Rerouted 30" collector on Santa Rita to avoid storm-caused damages</li> <li>• Installed 20 remote sewer line level sensors to monitor levels and prevent overflows</li> <li>• 90% of Operators with a C or better Wastewater License</li> </ul>	<ul style="list-style-type: none"> <li>• Rehabilitate 1,000 linear feet of sewer line in the downtown area</li> <li>• 100% of Operators with a C or better Wastewater License</li> <li>• Eliminate gravity lift stations Uniroyal, Gonzales Fire Station, Pan American &amp; El Portal</li> <li>• Initiate the development of AI software to predict high sewer levels &amp; schedule maintenance cleanings</li> </ul>

## Performance Measures

Outputs	Actual 21-22	Actual 22-23	Estimate 23-24	Target 24-25
Sewer Line Cleaning	492,053	276,656	375,748	500,000
Sewer Line CCTV	24,571	28,239	64,543	100,000
Amount of Wastewater Treated in Million Gallons	7,079	7,255	7,356	7,457
Sewer Line Repair Work Orders	357	345	357	380

## Expenditures

Sewer	Actual 21-22	Actual 22-23	Amended 23-24	Estimated 23-24	Proposed 24-25
Personnel Services	5,824,342	6,923,976	8,005,623	7,658,711	8,851,989
Materials & Supplies	2,039,038	2,312,104	2,508,797	2,209,988	2,635,255
Contractual Services	12,961,785	13,918,089	15,018,630	14,425,818	16,918,662
Other Charges	752,363	888,924	2,830,678	0	2,910,130
Capital Outlay	87,126	22,078	55,329	48,697	0
Debt Service	2,349	2,241	1,300	1,657	1,300
Intergovernmental Transfer	15,398,354	16,614,663	16,481,787	16,255,837	22,870,583
<b>Total</b>	<b>37,065,357</b>	<b>40,682,075</b>	<b>44,902,144</b>	<b>40,600,708</b>	<b>54,187,919</b>

**CITY OF LAREDO, TEXAS  
SEWER SYSTEM  
DEBT SERVICE FUND  
FY 2024 - 2025**

	<u>ACTUAL FY 21-22</u>	<u>ACTUAL FY 22-23</u>	<u>ORIGINAL BUDGET FY 23-24</u>	<u>AMENDED BUDGET FY 23-24</u>	<u>TOTAL ESTIMATE FY 23-24</u>	<u>PROPOSED BUDGET FY 24-25</u>
<b>OPENING BALANCE</b>	\$14,098,428	\$17,399,967	\$16,887,627	\$16,887,627	\$16,887,627	\$16,698,253
<b>REVENUES</b>						
<b>SEWER DEBT SERVICE</b>						
Rents, Royalties and Interest	42,865	841,014	817,603	817,603	1,295,359	1,168,442
Other Financing Sources	17,153,740	15,563,970	15,087,326	15,087,326	14,609,570	17,426,098
<b>TOTAL SEWER DEBT SERVICE</b>	<b>17,196,605</b>	<b>16,404,984</b>	<b>15,904,929</b>	<b>15,904,929</b>	<b>15,904,929</b>	<b>18,594,540</b>
<b>TOTAL REVENUES</b>	<b>17,196,605</b>	<b>16,404,984</b>	<b>15,904,929</b>	<b>15,904,929</b>	<b>15,904,929</b>	<b>18,594,540</b>
<b>TOTAL AVAILABLE</b>	<b>31,295,033</b>	<b>33,804,951</b>	<b>32,792,556</b>	<b>32,792,556</b>	<b>32,792,556</b>	<b>35,292,793</b>
<b>EXPENDITURES</b>						
<b>SEWER DEBT SERVICE</b>						
Other Charges	0	0	0	0	0	2,650,000
Debt Service	13,895,066	16,917,324	16,094,303	16,094,303	16,094,303	15,728,785
<b>TOTAL SEWER DEBT SERVICE</b>	<b>13,895,066</b>	<b>16,917,324</b>	<b>16,094,303</b>	<b>16,094,303</b>	<b>16,094,303</b>	<b>18,378,785</b>
<b>TOTAL EXPENDITURES</b>	<b>13,895,066</b>	<b>16,917,324</b>	<b>16,094,303</b>	<b>16,094,303</b>	<b>16,094,303</b>	<b>18,378,785</b>
<b>CLOSING BALANCE</b>	<b>\$17,399,967</b>	<b>\$16,887,627</b>	<b>\$16,698,253</b>	<b>\$16,698,253</b>	<b>\$16,698,253</b>	<b>\$16,914,008</b>

**CITY OF LAREDO, TEXAS  
SEWER SYSTEM  
CONSTRUCTION FUND  
FY 2024 - 2025**

	<u>ACTUAL FY 21-22</u>	<u>ACTUAL FY 22-23</u>	<u>ORIGINAL BUDGET FY 23-24</u>	<u>AMENDED BUDGET FY 23-24</u>	<u>TOTAL ESTIMATE FY 23-24</u>	<u>PROPOSED BUDGET FY 24-25</u>
<b>OPENING BALANCE</b>	<b>\$140,057</b>	<b>\$348,811</b>	<b>\$0</b>	<b>\$834,505</b>	<b>\$834,505</b>	<b>\$0</b>
<b>REVENUES</b>						
<b>SEWER CONSTRUCTION</b>						
Rents, Royalties and Interest	68	2,238	3,124	3,124	23,148	22,808
Other Financing Sources	599,697	1,050,693	1,394,461	1,394,461	1,646,267	5,444,485
<b>TOTAL SEWER CONSTRUCTION</b>	<b>599,764</b>	<b>1,052,931</b>	<b>1,397,585</b>	<b>1,397,585</b>	<b>1,669,415</b>	<b>5,467,293</b>
<b>TOTAL REVENUES</b>	<b>599,764</b>	<b>1,052,931</b>	<b>1,397,585</b>	<b>1,397,585</b>	<b>1,669,415</b>	<b>5,467,293</b>
<b>TOTAL AVAILABLE</b>	<b>739,821</b>	<b>1,401,741</b>	<b>1,397,585</b>	<b>2,232,090</b>	<b>2,503,920</b>	<b>5,467,293</b>
<b>EXPENDITURES</b>						
<b>SEWER CONSTRUCTION</b>						
Materials and Supplies	3,307	27,676	85,000	85,000	25,000	60,000
Contractual Services	36,112	90,160	0	11,739	11,739	25,000
Other Charges	0	0	161,068	145,668	0	161,068
Projects	351,592	449,400	1,151,517	1,989,682	2,467,181	5,221,225
<b>TOTAL SEWER CONSTRUCTION</b>	<b>391,011</b>	<b>567,237</b>	<b>1,397,585</b>	<b>2,232,089</b>	<b>2,503,920</b>	<b>5,467,293</b>
<b>TOTAL EXPENDITURES</b>	<b>391,011</b>	<b>567,237</b>	<b>1,397,585</b>	<b>2,232,089</b>	<b>2,503,920</b>	<b>5,467,293</b>
<b>CLOSING BALANCE</b>	<b>\$348,811</b>	<b>\$834,505</b>	<b>\$0</b>	<b>\$1</b>	<b>\$0</b>	<b>\$0</b>

**CITY OF LAREDO, TEXAS  
SEWER SYSTEM  
SEWER CAPITAL IMPROVEMENT  
FY 2024 - 2025**

	<u>ACTUAL FY 21-22</u>	<u>ACTUAL FY 22-23</u>	<u>ORIGINAL BUDGET FY 23-24</u>	<u>AMENDED BUDGET FY 23-24</u>	<u>TOTAL ESTIMATE FY 23-24</u>	<u>PROPOSED BUDGET FY 24-25</u>
<b>OPENING BALANCE</b>	<b>\$1,208,916</b>	<b>\$2,483,951</b>	<b>\$3,119,177</b>	<b>\$3,416,419</b>	<b>\$3,416,419</b>	<b>\$4,579,923</b>
<b>REVENUES</b>						
<b>SEWER CAPITAL IMPROVEMENT</b>						
Fees and Collections	1,263,914	809,486	510,000	510,000	1,119,722	510,000
Rents, Royalties and Interest	11,121	122,982	92,844	92,844	145,467	143,327
<b>TOTAL SEWER CAPITAL IMPROVEMENT</b>	<b>1,275,035</b>	<b>932,468</b>	<b>602,844</b>	<b>602,844</b>	<b>1,265,189</b>	<b>653,327</b>
<b>TOTAL REVENUES</b>	<b>1,275,035</b>	<b>932,468</b>	<b>602,844</b>	<b>602,844</b>	<b>1,265,189</b>	<b>653,327</b>
<b>TOTAL AVAILABLE</b>	<b>2,483,951</b>	<b>3,416,419</b>	<b>3,722,021</b>	<b>4,019,263</b>	<b>4,681,608</b>	<b>5,233,250</b>
<b>EXPENDITURES</b>						
<b>SEWER CAPITAL IMPROVEMENT</b>						
Other Charges	0	0	1,720,917	1,619,232	0	704,847
Capital Outlay	0	0	0	101,685	101,685	0
<b>TOTAL SEWER CAPITAL IMPROVEMENT</b>	<b>0</b>	<b>0</b>	<b>1,720,917</b>	<b>1,720,917</b>	<b>101,685</b>	<b>704,847</b>
<b>TOTAL EXPENDITURES</b>	<b>0</b>	<b>0</b>	<b>1,720,917</b>	<b>1,720,917</b>	<b>101,685</b>	<b>704,847</b>
<b>CLOSING BALANCE</b>	<b>\$2,483,951</b>	<b>\$3,416,419</b>	<b>\$2,001,104</b>	<b>\$2,298,346</b>	<b>\$4,579,923</b>	<b>\$4,528,403</b>



**CITY OF LAREDO, TEXAS  
SEWER SYSTEM  
2014 WW/SW REVENUE BOND  
FY 2024 - 2025**

	<u>ACTUAL FY 21-22</u>	<u>ACTUAL FY 22-23</u>	<u>ORIGINAL BUDGET FY 23-24</u>	<u>AMENDED BUDGET FY 23-24</u>	<u>TOTAL ESTIMATE FY 23-24</u>	<u>PROPOSED BUDGET FY 24-25</u>
<b>OPENING BALANCE</b>	<b>\$49,729</b>	<b>\$5,397</b>	<b>\$0</b>	<b>\$5,007</b>	<b>\$5,007</b>	<b>\$0</b>
<b>REVENUES</b>						
<b>14 WW/SW REV BOND \$11.58M</b>						
Rents, Royalties and Interest	59	330	100	28,747	324	150
Reimburse and Miscellaneous	0	0	0	43,903	0	0
<b>TOTAL 14 WW/SW REV BOND \$11.58M</b>	<b>59</b>	<b>330</b>	<b>100</b>	<b>72,650</b>	<b>324</b>	<b>150</b>
<b>TOTAL REVENUES</b>	<b>59</b>	<b>330</b>	<b>100</b>	<b>72,650</b>	<b>324</b>	<b>150</b>
<b>TOTAL AVAILABLE</b>	<b>49,788</b>	<b>5,727</b>	<b>100</b>	<b>77,657</b>	<b>5,331</b>	<b>150</b>
<b>EXPENDITURES</b>						
<b>14 WW/SW REV BOND \$11.58M</b>						
Personnel Services	0	0	0	50,605	0	0
Contractual Services	720	720	0	720	0	0
Capital Outlay	3,800	0	0	0	0	0
Projects	39,871	0	100	5,533	5,331	150
<b>TOTAL 14 WW/SW REV BOND \$11.58M</b>	<b>44,391</b>	<b>720</b>	<b>100</b>	<b>56,858</b>	<b>5,331</b>	<b>150</b>
<b>TOTAL EXPENDITURES</b>	<b>44,391</b>	<b>720</b>	<b>100</b>	<b>56,858</b>	<b>5,331</b>	<b>150</b>
<b>CLOSING BALANCE</b>	<b>\$5,397</b>	<b>\$5,007</b>	<b>\$0</b>	<b>\$20,799</b>	<b>\$0</b>	<b>\$0</b>

**CITY OF LAREDO, TEXAS  
SEWER SYSTEM  
2015 SEWER REVENUE BOND  
FY 2024 - 2025**

	<u>ACTUAL FY 21-22</u>	<u>ACTUAL FY 22-23</u>	<u>ORIGINAL BUDGET FY 23-24</u>	<u>AMENDED BUDGET FY 23-24</u>	<u>TOTAL ESTIMATE FY 23-24</u>	<u>PROPOSED BUDGET FY 24-25</u>
<b>OPENING BALANCE</b>	\$879,562	\$884,158	\$0	\$767,827	\$767,827	\$0
<b>REVENUES</b>						
<b>2015 SEWER REVENUE BOND</b>						
Rents, Royalties and Interest	8,140	43,259	19,010	110,186	14,751	5,360
Reimburse and Miscellaneous	0	0	0	207	0	0
<b>TOTAL 2015 SEWER REVENUE BOND</b>	<b>8,140</b>	<b>43,259</b>	<b>19,010</b>	<b>110,393</b>	<b>14,751</b>	<b>5,360</b>
<b>TOTAL REVENUES</b>	<b>8,140</b>	<b>43,259</b>	<b>19,010</b>	<b>110,393</b>	<b>14,751</b>	<b>5,360</b>
<b>TOTAL AVAILABLE</b>	<b>887,702</b>	<b>927,417</b>	<b>19,010</b>	<b>878,220</b>	<b>782,578</b>	<b>5,360</b>
<b>EXPENDITURES</b>						
<b>2015 SEWER REVENUE BOND</b>						
Contractual Services	690	720	0	720	0	0
Projects	2,854	158,870	19,010	785,855	782,578	5,360
<b>TOTAL 2015 SEWER REVENUE BOND</b>	<b>3,544</b>	<b>159,590</b>	<b>19,010</b>	<b>786,575</b>	<b>782,578</b>	<b>5,360</b>
<b>TOTAL EXPENDITURES</b>	<b>3,544</b>	<b>159,590</b>	<b>19,010</b>	<b>786,575</b>	<b>782,578</b>	<b>5,360</b>
<b>CLOSING BALANCE</b>	<b>\$884,158</b>	<b>\$767,827</b>	<b>\$0</b>	<b>\$91,645</b>	<b>\$0</b>	<b>\$0</b>

**CITY OF LAREDO, TEXAS  
SEWER SYSTEM  
2015B TWDB REVENUE BOND  
FY 2024 - 2025**

	<u>ACTUAL FY 21-22</u>	<u>ACTUAL FY 22-23</u>	<u>ORIGINAL BUDGET FY 23-24</u>	<u>AMENDED BUDGET FY 23-24</u>	<u>TOTAL ESTIMATE FY 23-24</u>	<u>PROPOSED BUDGET FY 24-25</u>
<b>OPENING BALANCE</b>	\$1,287,713	\$1,212,502	\$0	\$1,181,698	\$1,181,698	\$0
<b>REVENUES</b>						
<b>15B SW REV \$22.075M-TWDB</b>						
Rents, Royalties and Interest	7,282	51,689	24,300	208,418	51,684	11,220
<b>TOTAL 15B SW REV \$22.075M-TWDB</b>	<b>7,282</b>	<b>51,689</b>	<b>24,300</b>	<b>208,418</b>	<b>51,684</b>	<b>11,220</b>
<b>TOTAL REVENUES</b>	<b>7,282</b>	<b>51,689</b>	<b>24,300</b>	<b>208,418</b>	<b>51,684</b>	<b>11,220</b>
<b>TOTAL AVAILABLE</b>	<b>1,294,995</b>	<b>1,264,191</b>	<b>24,300</b>	<b>1,390,116</b>	<b>1,233,382</b>	<b>11,220</b>
<b>EXPENDITURES</b>						
<b>15B SW REV \$22.075M-TWDB</b>						
Projects	82,493	82,493	24,300	1,152,140	1,233,382	11,220
<b>TOTAL 15B SW REV \$22.075M-TWDB</b>	<b>82,493</b>	<b>82,493</b>	<b>24,300</b>	<b>1,152,140</b>	<b>1,233,382</b>	<b>11,220</b>
<b>TOTAL EXPENDITURES</b>	<b>82,493</b>	<b>82,493</b>	<b>24,300</b>	<b>1,152,140</b>	<b>1,233,382</b>	<b>11,220</b>
<b>CLOSING BALANCE</b>	<b>\$1,212,502</b>	<b>\$1,181,698</b>	<b>\$0</b>	<b>\$237,976</b>	<b>\$0</b>	<b>\$0</b>

**CITY OF LAREDO, TEXAS  
SEWER SYSTEM  
2017 SEWER REVENUE BOND  
FY 2024 - 2025**

	<u>ACTUAL FY 21-22</u>	<u>ACTUAL FY 22-23</u>	<u>ORIGINAL BUDGET FY 23-24</u>	<u>AMENDED BUDGET FY 23-24</u>	<u>TOTAL ESTIMATE FY 23-24</u>	<u>PROPOSED BUDGET FY 24-25</u>
<b>OPENING BALANCE</b>	\$7,805,175	\$5,489,382	\$0	\$5,071,702	\$5,071,702	\$0
<b>REVENUES</b>						
<b>2017 SEWER REVENUE BOND</b>						
Rents, Royalties and Interest	48,656	226,062	114,610	176,664	251,087	122,320
<b>TOTAL 2017 SEWER REVENUE BOND</b>	<b>48,656</b>	<b>226,062</b>	<b>114,610</b>	<b>176,664</b>	<b>251,087</b>	<b>122,320</b>
<b>TOTAL REVENUES</b>	<b>48,656</b>	<b>226,062</b>	<b>114,610</b>	<b>176,664</b>	<b>251,087</b>	<b>122,320</b>
<b>TOTAL AVAILABLE</b>	<b>7,853,831</b>	<b>5,715,444</b>	<b>114,610</b>	<b>5,248,366</b>	<b>5,322,789</b>	<b>122,320</b>
<b>EXPENDITURES</b>						
<b>2017 SEWER REVENUE BOND</b>						
Personnel Services	59,766	0	0	1	1	0
Contractual Services	1,440	1,725	0	1,150	1,150	0
Capital Outlay	1,113,403	215,388	0	591,831	550,102	0
Projects	1,189,840	426,629	114,610	4,366,266	4,771,536	122,320
<b>TOTAL 2017 SEWER REVENUE BOND</b>	<b>2,364,449</b>	<b>643,742</b>	<b>114,610</b>	<b>4,959,248</b>	<b>5,322,789</b>	<b>122,320</b>
<b>TOTAL EXPENDITURES</b>	<b>2,364,449</b>	<b>643,742</b>	<b>114,610</b>	<b>4,959,248</b>	<b>5,322,789</b>	<b>122,320</b>
<b>CLOSING BALANCE</b>	<b>\$5,489,382</b>	<b>\$5,071,702</b>	<b>\$0</b>	<b>\$289,118</b>	<b>\$0</b>	<b>\$0</b>

**CITY OF LAREDO, TEXAS  
SEWER SYSTEM  
2019 WW&SS REVENUE BOND  
FY 2024 - 2025**

	<u>ACTUAL FY 21-22</u>	<u>ACTUAL FY 22-23</u>	<u>ORIGINAL BUDGET FY 23-24</u>	<u>AMENDED BUDGET FY 23-24</u>	<u>TOTAL ESTIMATE FY 23-24</u>	<u>PROPOSED BUDGET FY 24-25</u>
<b>OPENING BALANCE</b>	\$17,718,137	\$13,835,812	\$0	\$12,799,705	\$12,799,705	\$0
<b>REVENUES</b>						
<b>2019 WW&amp;SS BONDS</b>						
Rents, Royalties and Interest	70,940	572,275	280,360	280,360	663,930	330,080
<b>TOTAL 2019 WW&amp;SS BONDS</b>	<b>70,940</b>	<b>572,275</b>	<b>280,360</b>	<b>280,360</b>	<b>663,930</b>	<b>330,080</b>
<b>TOTAL REVENUES</b>	<b>70,940</b>	<b>572,275</b>	<b>280,360</b>	<b>280,360</b>	<b>663,930</b>	<b>330,080</b>
<b>TOTAL AVAILABLE</b>	<b>17,789,077</b>	<b>14,408,087</b>	<b>280,360</b>	<b>13,080,065</b>	<b>13,463,635</b>	<b>330,080</b>
<b>EXPENDITURES</b>						
<b>2019 WW&amp;SS BONDS</b>						
Contractual Services	127,126	115,247	0	230,237	230,237	0
Other Charges	0	0	280,360	142,621	151,621	330,080
Capital Outlay	3,826,139	1,493,135	0	11,838,798	13,081,777	0
<b>TOTAL 2019 WW&amp;SS BONDS</b>	<b>3,953,265</b>	<b>1,608,382</b>	<b>280,360</b>	<b>12,211,656</b>	<b>13,463,635</b>	<b>330,080</b>
<b>TOTAL EXPENDITURES</b>	<b>3,953,265</b>	<b>1,608,382</b>	<b>280,360</b>	<b>12,211,656</b>	<b>13,463,635</b>	<b>330,080</b>
<b>CLOSING BALANCE</b>	<b>\$13,835,812</b>	<b>\$12,799,705</b>	<b>\$0</b>	<b>\$868,409</b>	<b>\$0</b>	<b>\$0</b>

**CITY OF LAREDO, TEXAS  
SEWER SYSTEM  
2020 WW&SS REVENUE BOND  
FY 2024 - 2025**

	<u>ACTUAL FY 21-22</u>	<u>ACTUAL FY 22-23</u>	<u>ORIGINAL BUDGET FY 23-24</u>	<u>AMENDED BUDGET FY 23-24</u>	<u>TOTAL ESTIMATE FY 23-24</u>	<u>PROPOSED BUDGET FY 24-25</u>
<b>OPENING BALANCE</b>	\$49,346,590	\$45,559,130	\$0	\$25,970,695	\$25,970,695	\$0
<b>REVENUES</b>						
<b>WW&amp;SS REV &amp; REF BOND 2020</b>						
Rents, Royalties and Interest	240,287	1,892,386	781,740	781,740	1,434,960	549,390
<b>TOTAL WW&amp;SS REV &amp; REF BOND 2020</b>	<b>240,287</b>	<b>1,892,386</b>	<b>781,740</b>	<b>781,740</b>	<b>1,434,960</b>	<b>549,390</b>
<b>TOTAL REVENUES</b>	<b>240,287</b>	<b>1,892,386</b>	<b>781,740</b>	<b>781,740</b>	<b>1,434,960</b>	<b>549,390</b>
<b>TOTAL AVAILABLE</b>	<b>49,586,877</b>	<b>47,451,516</b>	<b>781,740</b>	<b>26,752,435</b>	<b>27,405,655</b>	<b>549,390</b>
<b>EXPENDITURES</b>						
<b>WW&amp;SS REV &amp; REF BOND 2020</b>						
Contractual Services	1,440	0	0	1,440	1,440	0
Other Charges	0	0	781,740	848,227	848,227	549,390
Capital Outlay	4,026,306	21,480,821	0	23,810,850	26,554,964	0
Debt Service	0	0	0	1,024	1,024	0
<b>TOTAL WW&amp;SS REV &amp; REF BOND 2020</b>	<b>4,027,746</b>	<b>21,480,821</b>	<b>781,740</b>	<b>24,661,541</b>	<b>27,405,655</b>	<b>549,390</b>
<b>TOTAL EXPENDITURES</b>	<b>4,027,746</b>	<b>21,480,821</b>	<b>781,740</b>	<b>24,661,541</b>	<b>27,405,655</b>	<b>549,390</b>
<b>CLOSING BALANCE</b>	<b>\$45,559,130</b>	<b>\$25,970,695</b>	<b>\$0</b>	<b>\$2,090,894</b>	<b>\$0</b>	<b>\$0</b>

**CITY OF LAREDO, TEXAS  
SEWER SYSTEM  
2020A WW&SS BONDS  
FY 2024 - 2025**

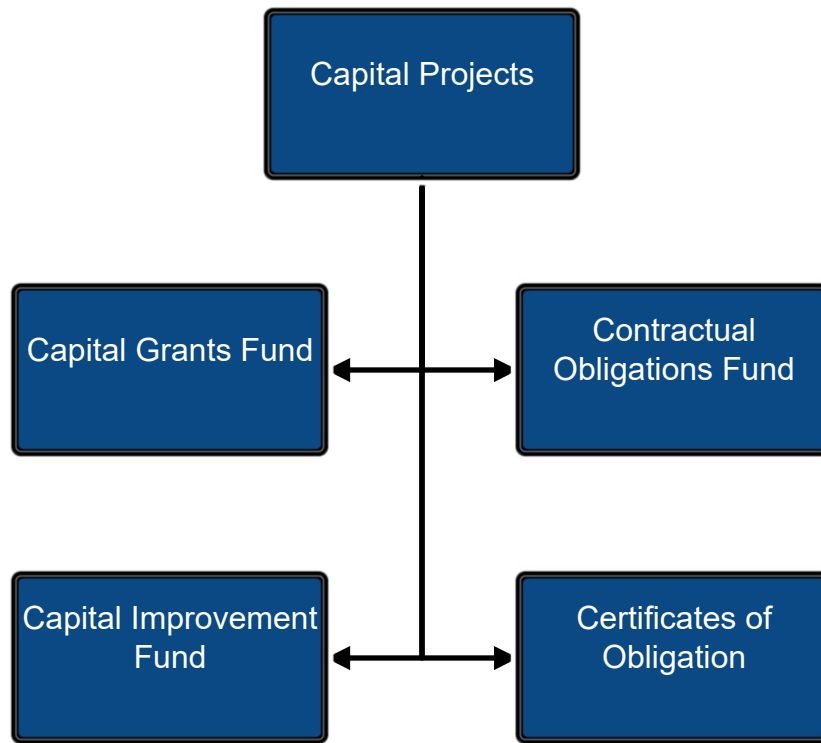
	<u>ACTUAL FY 21-22</u>	<u>ACTUAL FY 22-23</u>	<u>ORIGINAL BUDGET FY 23-24</u>	<u>AMENDED BUDGET FY 23-24</u>	<u>TOTAL ESTIMATE FY 23-24</u>	<u>PROPOSED BUDGET FY 24-25</u>
<b>OPENING BALANCE</b>	\$22,293,504	\$21,669,437	\$0	\$20,644,610	\$20,644,610	\$0
<b>REVENUES</b>						
<b>2020A WW&amp;SS BONDS</b>						
Rents, Royalties and Interest	106,669	883,053	459,850	459,850	1,024,373	518,790
<b>TOTAL 2020A WW&amp;SS BONDS</b>	<b>106,669</b>	<b>883,053</b>	<b>459,850</b>	<b>459,850</b>	<b>1,024,373</b>	<b>518,790</b>
<b>TOTAL REVENUES</b>	<b>106,669</b>	<b>883,053</b>	<b>459,850</b>	<b>459,850</b>	<b>1,024,373</b>	<b>518,790</b>
<b>TOTAL AVAILABLE</b>	<b>22,400,173</b>	<b>22,552,490</b>	<b>459,850</b>	<b>21,104,460</b>	<b>21,668,983</b>	<b>518,790</b>
<b>EXPENDITURES</b>						
<b>2020A WW&amp;SS BONDS</b>						
Personnel Services	38,705	100,882	0	12,552	1	0
Contractual Services	442	533	0	533	533	0
Other Charges	0	0	459,850	301,336	399,352	518,790
Capital Outlay	691,589	1,806,465	0	19,910,220	21,269,097	0
<b>TOTAL 2020A WW&amp;SS BONDS</b>	<b>730,736</b>	<b>1,907,880</b>	<b>459,850</b>	<b>20,224,641</b>	<b>21,668,983</b>	<b>518,790</b>
<b>TOTAL EXPENDITURES</b>	<b>730,736</b>	<b>1,907,880</b>	<b>459,850</b>	<b>20,224,641</b>	<b>21,668,983</b>	<b>518,790</b>
<b>CLOSING BALANCE</b>	<b>\$21,669,437</b>	<b>\$20,644,610</b>	<b>\$0</b>	<b>\$879,819</b>	<b>\$0</b>	<b>\$0</b>

**CITY OF LAREDO, TEXAS  
SEWER SYSTEM  
2022 WW&SS REVENUE BOND  
FY 2024 - 2025**

	<u>ACTUAL FY 21-22</u>	<u>ACTUAL FY 22-23</u>	<u>ORIGINAL BUDGET FY 23-24</u>	<u>AMENDED BUDGET FY 23-24</u>	<u>TOTAL ESTIMATE FY 23-24</u>	<u>PROPOSED BUDGET FY 24-25</u>
<b>OPENING BALANCE</b>	<b>\$0</b>	<b>\$37,249,436</b>	<b>\$0</b>	<b>\$37,069,160</b>	<b>\$37,069,160</b>	<b>\$0</b>
<b>REVENUES</b>						
<b>2022 WW&amp;SS REVENUE BONDS</b>						
Rents, Royalties and Interest	440,379	1,649,934	801,720	801,720	1,456,425	922,250
Reimburse and Miscellaneous	0	894	0	0	0	0
Other Financing Sources	39,550,000	0	0	0	0	0
<b>TOTAL 2022 WW&amp;SS REVENUE BONDS</b>	<b>39,990,379</b>	<b>1,650,828</b>	<b>801,720</b>	<b>801,720</b>	<b>1,456,425</b>	<b>922,250</b>
<b>TOTAL REVENUES</b>	<b>39,990,379</b>	<b>1,650,828</b>	<b>801,720</b>	<b>801,720</b>	<b>1,456,425</b>	<b>922,250</b>
<b>TOTAL AVAILABLE</b>	<b>39,990,379</b>	<b>38,900,264</b>	<b>801,720</b>	<b>37,870,880</b>	<b>38,525,585</b>	<b>922,250</b>
<b>EXPENDITURES</b>						
<b>2022 WW&amp;SS REVENUE BONDS</b>						
Personnel Services	0	0	0	49,905	0	0
Contractual Services	0	0	0	464,235	0	0
Other Charges	0	0	801,720	67,317	0	922,250
Capital Outlay	0	1,831,104	0	35,577,157	38,525,585	0
Debt Service	385,860	0	0	0	0	0
Intergovernmental Transfers	2,355,083	0	0	0	0	0
<b>TOTAL 2022 WW&amp;SS REVENUE BONDS</b>	<b>2,740,943</b>	<b>1,831,104</b>	<b>801,720</b>	<b>36,158,614</b>	<b>38,525,585</b>	<b>922,250</b>
<b>TOTAL EXPENDITURES</b>	<b>2,740,943</b>	<b>1,831,104</b>	<b>801,720</b>	<b>36,158,614</b>	<b>38,525,585</b>	<b>922,250</b>
<b>CLOSING BALANCE</b>	<b>\$37,249,436</b>	<b>\$37,069,160</b>	<b>\$0</b>	<b>\$1,712,266</b>	<b>\$0</b>	<b>\$0</b>







**CITY OF LAREDO, TEXAS**  
**CAPITAL PROJECTS**  
**CONTRACTUAL OBLIGATIONS FUND**  
**FY 2024 - 2025**

	<u>ACTUAL</u> <u>FY 21-22</u>	<u>ACTUAL</u> <u>FY 22-23</u>	<u>ORIGINAL</u> <u>BUDGET</u> <u>FY 23-24</u>	<u>AMENDED</u> <u>BUDGET</u> <u>FY 23-24</u>	<u>TOTAL</u> <u>ESTIMATE</u> <u>FY 23-24</u>	<u>PROPOSED</u> <u>BUDGET</u> <u>FY 24-25</u>
<b>OPENING BALANCE</b>	<b>\$2,453,539</b>	<b>\$1,913,758</b>	<b>\$85,373</b>	<b>\$1,890,924</b>	<b>\$1,890,924</b>	<b>\$0</b>
<b>REVENUES</b>						
<b>2013 PPFCO</b>						
Rents, Royalties and Interest	7,344	42,918	19,520	19,520	19,520	23,300
<b>TOTAL 2013 PPFCO</b>	<b>7,344</b>	<b>42,918</b>	<b>19,520</b>	<b>19,520</b>	<b>19,520</b>	<b>23,300</b>
<b>2014 PPFCO</b>						
Rents, Royalties and Interest	281	1,924	880	880	880	1,100
<b>TOTAL 2014 PPFCO</b>	<b>281</b>	<b>1,924</b>	<b>880</b>	<b>880</b>	<b>880</b>	<b>1,100</b>
<b>2018 PPFCO</b>						
Rents, Royalties and Interest	2,600	15,751	7,280	50,040	50,040	8,950
<b>TOTAL 2018 PPFCO</b>	<b>2,600</b>	<b>15,751</b>	<b>7,280</b>	<b>50,040</b>	<b>50,040</b>	<b>8,950</b>
<b>2019 PPFCO</b>						
Rents, Royalties and Interest	4,124	26,255	12,180	54,019	54,019	15,220
Reimburse and Miscellaneous	0	0	0	65,000	65,000	0
<b>TOTAL 2019 PPFCO</b>	<b>4,124</b>	<b>26,255</b>	<b>12,180</b>	<b>119,019</b>	<b>119,019</b>	<b>15,220</b>
<b>TOTAL REVENUES</b>	<b>14,349</b>	<b>86,847</b>	<b>39,860</b>	<b>189,459</b>	<b>189,459</b>	<b>48,570</b>
<b>TOTAL AVAILABLE</b>	<b>2,467,888</b>	<b>2,000,606</b>	<b>125,233</b>	<b>2,080,383</b>	<b>2,080,383</b>	<b>48,570</b>
<b>EXPENDITURES</b>						
<b>2013 PPFCO</b>						
Materials and Supplies	0	4,395	0	188,134	188,134	0
Contractual Services	86	89	0	19	19	0
Other Charges	0	0	19,520	19,501	19,501	23,300
Capital Outlay	104,085	95,172	0	689,801	689,801	0
<b>TOTAL 2013 PPFCO</b>	<b>104,171</b>	<b>99,656</b>	<b>19,520</b>	<b>897,455</b>	<b>897,455</b>	<b>23,300</b>

**CITY OF LAREDO, TEXAS**  
**CAPITAL PROJECTS**  
**CONTRACTUAL OBLIGATIONS FUND**  
**FY 2024 - 2025**

	<u>ACTUAL</u> <u>FY 21-22</u>	<u>ACTUAL</u> <u>FY 22-23</u>	<u>ORIGINAL</u> <u>BUDGET</u> <u>FY 23-24</u>	<u>AMENDED</u> <u>BUDGET</u> <u>FY 23-24</u>	<u>TOTAL</u> <u>ESTIMATE</u> <u>FY 23-24</u>	<u>PROPOSED</u> <u>BUDGET</u> <u>FY 24-25</u>
<b>2014 PPFCO</b>						
Materials and Supplies	0	0	0	29,912	29,912	0
Contractual Services	2	4	0	0	0	0
Other Charges	0	0	880	0	0	1,100
<b>TOTAL 2014 PPFCO</b>	<b>2</b>	<b>4</b>	<b>880</b>	<b>29,912</b>	<b>29,912</b>	<b>1,100</b>
<b>2018 PPFCO</b>						
Materials and Supplies	0	0	0	55,608	55,608	0
Contractual Services	25	32	0	7	7	0
Other Charges	0	0	7,280	7,273	7,273	8,950
Capital Outlay	38,618	9,935	0	282,950	282,950	0
<b>TOTAL 2018 PPFCO</b>	<b>38,643</b>	<b>9,968</b>	<b>7,280</b>	<b>345,838</b>	<b>345,838</b>	<b>8,950</b>
<b>2019 PPFCO</b>						
Materials and Supplies	0	0	0	189,336	189,336	0
Contractual Services	46	55	0	0	0	0
Other Charges	0	0	12,180	0	228,222	15,220
Capital Outlay	411,268	0	0	389,620	389,620	0
<b>TOTAL 2019 PPFCO</b>	<b>411,314</b>	<b>55</b>	<b>12,180</b>	<b>578,956</b>	<b>807,178</b>	<b>15,220</b>
<b>TOTAL EXPENDITURES</b>	<b>554,129</b>	<b>109,682</b>	<b>39,860</b>	<b>1,852,161</b>	<b>2,080,383</b>	<b>48,570</b>
<b>CLOSING BALANCE</b>	<b>\$1,913,758</b>	<b>\$1,890,924</b>	<b>\$85,373</b>	<b>\$228,222</b>	<b>\$0</b>	<b>\$0</b>

**CITY OF LAREDO, TEXAS  
CAPITAL PROJECTS  
CAPITAL IMPROVEMENT FUND  
FY 2024 - 2025**

	<u>ACTUAL FY 21-22</u>	<u>ACTUAL FY 22-23</u>	<u>ORIGINAL BUDGET FY 23-24</u>	<u>AMENDED BUDGET FY 23-24</u>	<u>TOTAL ESTIMATE FY 23-24</u>	<u>PROPOSED BUDGET FY 24-25</u>
<b>OPENING BALANCE</b>	<b>\$54,940,140</b>	<b>\$63,426,278</b>	<b>\$7,451,850</b>	<b>\$78,238,479</b>	<b>\$78,238,479</b>	<b>\$11,168,794</b>
<b>REVENUES</b>						
Intergovernmental Revenue	1,897,200	2,390,040	1,300,000	1,800,733	0	525,206
Rents, Royalties and Interest	352,606	2,703,077	2,014,900	2,014,911	3,747,400	3,414,100
Reimburse and Miscellaneous	55,000	347,810	157,908	408,440	0	1,000,000
Other Financing Sources	25,196,210	17,426,388	10,639,375	18,413,983	14,245,592	12,157,104
<b>TOTAL REVENUES</b>	<b>27,501,016</b>	<b>22,867,314</b>	<b>14,112,183</b>	<b>22,638,067</b>	<b>17,992,992</b>	<b>17,096,410</b>
<b>TOTAL AVAILABLE</b>	<b>82,441,156</b>	<b>86,293,592</b>	<b>21,564,033</b>	<b>100,876,546</b>	<b>96,231,471</b>	<b>28,265,204</b>
<b>EXPENDITURES</b>						
<b>TRAFFIC</b>						
Materials and Supplies	0	0	0	50,000	50,000	0
<b>TOTAL TRAFFIC</b>	<b>0</b>	<b>0</b>	<b>0</b>	<b>50,000</b>	<b>50,000</b>	<b>0</b>
<b>ADMIN/TRAINING/I.A.</b>						
Contractual Services	0	0	0	142,600	142,600	0
Capital Outlay	0	0	0	810,747	810,747	0
<b>TOTAL ADMIN/TRAINING/I.A.</b>	<b>0</b>	<b>0</b>	<b>0</b>	<b>953,347</b>	<b>953,347</b>	<b>0</b>
<b>ADMINISTRATION</b>						
Contractual Services	0	0	0	268,334	268,334	0
Capital Outlay	0	0	0	410,816	410,816	0
<b>TOTAL ADMINISTRATION</b>	<b>0</b>	<b>0</b>	<b>0</b>	<b>679,150</b>	<b>679,150</b>	<b>0</b>
<b>TRAFFIC</b>						
Personnel Services	15,579	0	0	0	0	0
Contractual Services	3,736	0	0	0	0	0
Capital Outlay	22,081	0	0	2,231	2,231	0
<b>TOTAL TRAFFIC</b>	<b>41,395</b>	<b>0</b>	<b>0</b>	<b>2,231</b>	<b>2,231</b>	<b>0</b>

**CITY OF LAREDO, TEXAS**  
**CAPITAL PROJECTS**  
**CAPITAL IMPROVEMENT FUND**  
**FY 2024 - 2025**

	<u>ACTUAL FY 21-22</u>	<u>ACTUAL FY 22-23</u>	<u>ORIGINAL BUDGET FY 23-24</u>	<u>AMENDED BUDGET FY 23-24</u>	<u>TOTAL ESTIMATE FY 23-24</u>	<u>PROPOSED BUDGET FY 24-25</u>
<b>SIGNALS</b>						
Personnel Services	1,608	0	0	0	0	0
<b>TOTAL SIGNALS</b>	<b>1,608</b>	<b>0</b>	<b>0</b>	<b>0</b>	<b>0</b>	<b>0</b>
<b>SIGNS/MARKINGS</b>						
Personnel Services	626	0	0	0	0	0
<b>TOTAL SIGNS/MARKINGS</b>	<b>626</b>	<b>0</b>	<b>0</b>	<b>0</b>	<b>0</b>	<b>0</b>
<b>STREET MAINTENANCE</b>						
Personnel Services	1,226	16,646	0	6,844	6,844	0
<b>TOTAL STREET MAINTENANCE</b>	<b>1,226</b>	<b>16,646</b>	<b>0</b>	<b>6,844</b>	<b>6,844</b>	<b>0</b>
<b>STREET CONSTRUCTION</b>						
Personnel Services	195,296	143,681	0	102,280	102,280	0
<b>TOTAL STREET CONSTRUCTION</b>	<b>195,296</b>	<b>143,681</b>	<b>0</b>	<b>102,280</b>	<b>102,280</b>	<b>0</b>
<b>STREET CLEANING</b>						
Personnel Services	7,186	13,904	0	35,457	35,457	0
<b>TOTAL STREET CLEANING</b>	<b>7,186</b>	<b>13,904</b>	<b>0</b>	<b>35,457</b>	<b>35,457</b>	<b>0</b>
<b>BUILDING REHAB</b>						
Personnel Services	0	0	0	145	145	0
<b>TOTAL BUILDING REHAB</b>	<b>0</b>	<b>0</b>	<b>0</b>	<b>145</b>	<b>145</b>	<b>0</b>
<b>SPECIAL CONSTR. PROJECTS</b>						
Capital Outlay	0	0	0	100,000	100,000	0
<b>TOTAL SPECIAL CONSTR. PROJECTS</b>	<b>0</b>	<b>0</b>	<b>0</b>	<b>100,000</b>	<b>100,000</b>	<b>0</b>

**CITY OF LAREDO, TEXAS  
CAPITAL PROJECTS  
CAPITAL IMPROVEMENT FUND  
FY 2024 - 2025**

	<u>ACTUAL FY 21-22</u>	<u>ACTUAL FY 22-23</u>	<u>ORIGINAL BUDGET FY 23-24</u>	<u>AMENDED BUDGET FY 23-24</u>	<u>TOTAL ESTIMATE FY 23-24</u>	<u>PROPOSED BUDGET FY 24-25</u>
<b>BOND FUNDED EMPLOYEES</b>						
Personnel Services	418,647	515,903	416,851	518,715	518,715	1,310,320
Capital Outlay	0	0	0	1,662,489	1,662,489	0
<b>TOTAL BOND FUNDED EMPLOYEES</b>	<b>418,647</b>	<b>515,903</b>	<b>416,851</b>	<b>2,181,204</b>	<b>2,181,204</b>	<b>1,310,320</b>
<b>ADMINISTRATION</b>						
Materials and Supplies	0	0	0	16,591	16,591	0
<b>TOTAL ADMINISTRATION</b>	<b>0</b>	<b>0</b>	<b>0</b>	<b>16,591</b>	<b>16,591</b>	<b>0</b>
<b>ANIMAL CONTROL</b>						
Materials and Supplies	0	0	0	38,271	38,271	0
<b>TOTAL ANIMAL CONTROL</b>	<b>0</b>	<b>0</b>	<b>0</b>	<b>38,271</b>	<b>38,271</b>	<b>0</b>
<b>PARKS ADMINISTRATION</b>						
Materials and Supplies	0	0	0	11,800	11,800	0
Contractual Services	0	0	0	200,000	200,000	0
Capital Outlay	0	0	0	130,000	130,000	0
<b>TOTAL PARKS ADMINISTRATION</b>	<b>0</b>	<b>0</b>	<b>0</b>	<b>341,800</b>	<b>341,800</b>	<b>0</b>
<b>CONSTRUCTION</b>						
Capital Outlay	10,684	1,579	0	163,481	133,481	0
<b>TOTAL CONSTRUCTION</b>	<b>10,684</b>	<b>1,579</b>	<b>0</b>	<b>163,481</b>	<b>133,481</b>	<b>0</b>
<b>AIRPORT ADMINISTRATION</b>						
Other Charges	0	0	0	232,000	232,000	0
<b>TOTAL AIRPORT ADMINISTRATION</b>	<b>0</b>	<b>0</b>	<b>0</b>	<b>232,000</b>	<b>232,000</b>	<b>0</b>
<b>CREEK CLEANING</b>						
Personnel Services	33,925	39,285	0	53,251	53,251	0
<b>TOTAL CREEK CLEANING</b>	<b>33,925</b>	<b>39,285</b>	<b>0</b>	<b>53,251</b>	<b>53,251</b>	<b>0</b>

**CITY OF LAREDO, TEXAS  
CAPITAL PROJECTS  
CAPITAL IMPROVEMENT FUND  
FY 2024 - 2025**

	<u>ACTUAL FY 21-22</u>	<u>ACTUAL FY 22-23</u>	<u>ORIGINAL BUDGET FY 23-24</u>	<u>AMENDED BUDGET FY 23-24</u>	<u>TOTAL ESTIMATE FY 23-24</u>	<u>PROPOSED BUDGET FY 24-25</u>
<b>STREET IMPROVEMENTS</b>						
Materials and Supplies	17,164	61,094	0	52,137	26,341	0
Contractual Services	2,837,817	3,340,222	1,610,000	4,170,697	4,019,794	0
Other Charges	926,220	126,330	2,037,182	5,202,754	5,528,327	0
Capital Outlay	6,669,303	3,391,325	0	14,755,180	14,755,180	0
Intergovernmental Transfers	7,853,780	27,129	12,000,000	41,561,250	15,412,861	0
<b>TOTAL STREET IMPROVEMENTS</b>	<b>18,304,284</b>	<b>6,946,100</b>	<b>15,647,182</b>	<b>65,742,018</b>	<b>39,742,503</b>	<b>0</b>
<b>CIP CONTRIBUTIONS</b>						
Capital Outlay	0	0	3,500,000	3,584,413	3,584,413	0
<b>TOTAL CIP CONTRIBUTIONS</b>	<b>0</b>	<b>0</b>	<b>3,500,000</b>	<b>3,584,413</b>	<b>3,584,413</b>	<b>0</b>
<b>TRAFFIC DEPT. PROJECTS</b>						
Capital Outlay	0	0	0	32	32	0
<b>TOTAL TRAFFIC DEPT. PROJECTS</b>	<b>0</b>	<b>0</b>	<b>0</b>	<b>32</b>	<b>32</b>	<b>0</b>
<b>PARKS &amp; RECREATION PROJ.</b>						
Capital Outlay	0	0	1,000,000	2,862,284	1,034,923	0
<b>TOTAL PARKS &amp; RECREATION PROJ.</b>	<b>0</b>	<b>0</b>	<b>1,000,000</b>	<b>2,862,284</b>	<b>1,034,923</b>	<b>0</b>
<b>OTHER CONSTRUCTION PROJ.</b>						
Other Charges	0	0	0	0	34,076,338	0
Capital Outlay	0	378,016	1,000,000	1,475,179	1,121,348	0
<b>TOTAL OTHER CONSTRUCTION PROJ.</b>	<b>0</b>	<b>378,016</b>	<b>1,000,000</b>	<b>1,475,179</b>	<b>35,197,686</b>	<b>0</b>
<b>CONSTRUCTION/DIST.FY 2004</b>						
Capital Outlay	0	0	0	7,500	0	0
<b>TOTAL CONSTRUCTION/DIST.FY 2004</b>	<b>0</b>	<b>0</b>	<b>0</b>	<b>7,500</b>	<b>0</b>	<b>0</b>



**CITY OF LAREDO, TEXAS  
CAPITAL PROJECTS  
CAPITAL IMPROVEMENT FUND  
FY 2024 - 2025**

	<u>ACTUAL FY 21-22</u>	<u>ACTUAL FY 22-23</u>	<u>ORIGINAL BUDGET FY 23-24</u>	<u>AMENDED BUDGET FY 23-24</u>	<u>TOTAL ESTIMATE FY 23-24</u>	<u>PROPOSED BUDGET FY 24-25</u>
<b>OTHER</b>						
Other Charges	0	0	0	0	0	3,500,000
Intergovernmental Transfers	0	0	0	1,065,181	577,068	23,454,884
<b>TOTAL OTHER</b>	<b>0</b>	<b>0</b>	<b>0</b>	<b>1,065,181</b>	<b>577,068</b>	<b>26,954,884</b>
<b>TOTAL EXPENDITURES</b>	<b>19,014,878</b>	<b>8,055,113</b>	<b>21,564,033</b>	<b>79,692,659</b>	<b>85,062,677</b>	<b>28,265,204</b>
<b>CLOSING BALANCE</b>	<b>\$63,426,278</b>	<b>\$78,238,479</b>	<b>\$0</b>	<b>\$21,183,887</b>	<b>\$11,168,794</b>	<b>\$0</b>

**CITY OF LAREDO, TEXAS**  
**CAPITAL GRANTS**  
**CAPITAL PROJECTS FUND**  
**FY 2024 - 2025**

	<u>ACTUAL</u> <u>FY 21-22</u>	<u>ACTUAL</u> <u>FY 22-23</u>	<u>ORIGINAL</u> <u>BUDGET</u> <u>FY 23-24</u>	<u>AMENDED</u> <u>BUDGET</u> <u>FY 23-24</u>	<u>TOTAL</u> <u>ESTIMATE</u> <u>FY 23-24</u>	<u>PROPOSED</u> <u>BUDGET</u> <u>FY 24-25</u>
<b>OPENING BALANCE</b>	\$6,774	\$14,448	\$0	\$14,448	\$14,448	\$0
<b>REVENUES</b>						
Intergovernmental Revenue	292,099	3,928	0	18,273,445	18,273,445	0
Rents, Royalties and Interest	0	0	0	43	43	0
Reimburse and Miscellaneous	0	0	500,000	253,532	253,532	500,000
Other Financing Sources	92,645	32,103	0	2,920,720	2,920,720	0
<b>INTERLOCAL AGREEMENTS</b>						
Intergovernmental Revenue	0	0	0	816,000	816,000	0
Reimburse and Miscellaneous	1,588,331	61,996	0	647,150	647,150	0
Other Financing Sources	2,331,003	340,869	0	677,485	677,485	0
<b>TOTAL INTERLOCAL AGREEMENTS</b>	<b>3,919,334</b>	<b>402,865</b>	<b>0</b>	<b>2,140,635</b>	<b>2,140,635</b>	<b>0</b>
<b>CONSTRUCTION</b>						
Other Financing Sources	0	0	0	1,800,000	1,800,000	0
<b>TOTAL CONSTRUCTION</b>	<b>0</b>	<b>0</b>	<b>0</b>	<b>1,800,000</b>	<b>1,800,000</b>	<b>0</b>
<b>TOTAL REVENUES</b>	<b>4,304,078</b>	<b>438,896</b>	<b>500,000</b>	<b>25,388,375</b>	<b>25,388,375</b>	<b>500,000</b>
<b>TOTAL AVAILABLE</b>	<b>4,310,852</b>	<b>453,344</b>	<b>500,000</b>	<b>25,402,823</b>	<b>25,402,823</b>	<b>500,000</b>
<b>EXPENDITURES</b>						
<b>TXDOT GRANT</b>						
Other Charges	0	0	500,000	128,498	128,498	500,000
Capital Outlay	353,623	4,911	0	19,256,523	19,256,523	0
<b>TOTAL TXDOT GRANT</b>	<b>353,623</b>	<b>4,911</b>	<b>500,000</b>	<b>19,385,021</b>	<b>19,385,021</b>	<b>500,000</b>
<b>INTERLOCAL AGREEMENTS</b>						
Other Charges	0	0	0	212,650	212,650	0
Capital Outlay	3,942,781	433,986	0	1,979,043	1,979,043	0
<b>TOTAL INTERLOCAL AGREEMENTS</b>	<b>3,942,781</b>	<b>433,986</b>	<b>0</b>	<b>2,191,693</b>	<b>2,191,693</b>	<b>0</b>

**CITY OF LAREDO, TEXAS  
CAPITAL GRANTS  
CAPITAL PROJECTS FUND  
FY 2024 - 2025**

	<u>ACTUAL FY 21-22</u>	<u>ACTUAL FY 22-23</u>	<u>ORIGINAL BUDGET FY 23-24</u>	<u>AMENDED BUDGET FY 23-24</u>	<u>TOTAL ESTIMATE FY 23-24</u>	<u>PROPOSED BUDGET FY 24-25</u>
<b>CONSTRUCTION</b>						
Contractual Services	0	0	0	1,800,000	1,800,000	0
<b>TOTAL CONSTRUCTION</b>	<b>0</b>	<b>0</b>	<b>0</b>	<b>1,800,000</b>	<b>1,800,000</b>	<b>0</b>
<b>STREET PROJECTS</b>						
Capital Outlay	0	0	0	1,875,000	2,026,109	0
<b>TOTAL STREET PROJECTS</b>	<b>0</b>	<b>0</b>	<b>0</b>	<b>1,875,000</b>	<b>2,026,109</b>	<b>0</b>
<b>TOTAL EXPENDITURES</b>	<b>4,296,404</b>	<b>438,896</b>	<b>500,000</b>	<b>25,251,714</b>	<b>25,402,823</b>	<b>500,000</b>
<b>CLOSING BALANCE</b>	<b>\$14,448</b>	<b>\$14,448</b>	<b>\$0</b>	<b>\$151,109</b>	<b>\$0</b>	<b>\$0</b>

**CITY OF LAREDO, TEXAS  
CAPITAL PROJECTS  
2009 CERTIFICATE OF OBLIGATION  
FY 2024 - 2025**

	<u>ACTUAL FY 21-22</u>	<u>ACTUAL FY 22-23</u>	<u>ORIGINAL BUDGET FY 23-24</u>	<u>AMENDED BUDGET FY 23-24</u>	<u>TOTAL ESTIMATE FY 23-24</u>	<u>PROPOSED BUDGET FY 24-25</u>
<b>OPENING BALANCE</b>	<b>\$150,771</b>	<b>\$151,804</b>	<b>\$6,728</b>	<b>\$96,212</b>	<b>\$96,212</b>	<b>\$0</b>
<b>REVENUES</b>						
<b>OTHER</b>						
Rents, Royalties and Interest	1,042	7,123	3,270	3,270	3,270	2,340
<b>TOTAL OTHER</b>	<b>1,042</b>	<b>7,123</b>	<b>3,270</b>	<b>3,270</b>	<b>3,270</b>	<b>2,340</b>
<b>TOTAL REVENUES</b>	<b>1,042</b>	<b>7,123</b>	<b>3,270</b>	<b>3,270</b>	<b>3,270</b>	<b>2,340</b>
<b>TOTAL AVAILABLE</b>	<b>151,813</b>	<b>158,926</b>	<b>9,998</b>	<b>99,482</b>	<b>99,482</b>	<b>2,340</b>
<b>EXPENDITURES</b>						
<b>OTHER</b>						
Contractual Services	9	14	0	164	164	0
Other Charges	0	0	9,998	0	94,318	2,340
Capital Outlay	0	0	0	91,531	5,000	0
<b>TOTAL OTHER</b>	<b>9</b>	<b>14</b>	<b>9,998</b>	<b>91,695</b>	<b>99,482</b>	<b>2,340</b>
<b>STREET PROJECTS</b>						
Capital Outlay	0	62,700	0	0	0	0
<b>TOTAL STREET PROJECTS</b>	<b>0</b>	<b>62,700</b>	<b>0</b>	<b>0</b>	<b>0</b>	<b>0</b>
<b>TOTAL EXPENDITURES</b>	<b>9</b>	<b>62,714</b>	<b>9,998</b>	<b>91,695</b>	<b>99,482</b>	<b>2,340</b>
<b>CLOSING BALANCE</b>	<b>\$151,804</b>	<b>\$96,212</b>	<b>\$0</b>	<b>\$7,787</b>	<b>\$0</b>	<b>\$0</b>

**CITY OF LAREDO, TEXAS  
CAPITAL PROJECTS  
2012 CERTIFICATE OF OBLIGATION  
FY 2024 - 2025**

	<u>ACTUAL FY 21-22</u>	<u>ACTUAL FY 22-23</u>	<u>ORIGINAL BUDGET FY 23-24</u>	<u>AMENDED BUDGET FY 23-24</u>	<u>TOTAL ESTIMATE FY 23-24</u>	<u>PROPOSED BUDGET FY 24-25</u>
<b>OPENING BALANCE</b>	\$12,877	\$12,962	\$265	\$13,555	\$13,555	\$0
<b>REVENUES</b>						
Rents, Royalties and Interest	85	592	280	8,941	8,941	0
Reimburse and Miscellaneous	0	0	0	30,499	30,499	0
<b>TOTAL REVENUES</b>	<b>85</b>	<b>592</b>	<b>280</b>	<b>39,440</b>	<b>39,440</b>	<b>0</b>
<b>TOTAL AVAILABLE</b>	<b>12,962</b>	<b>13,555</b>	<b>545</b>	<b>52,995</b>	<b>52,995</b>	<b>0</b>
<b>EXPENDITURES</b>						
<b>OTHER</b>						
Contractual Services	0	0	0	9	0	0
Other Charges	0	0	545	14,525	52,995	0
<b>TOTAL OTHER</b>	<b>0</b>	<b>0</b>	<b>545</b>	<b>14,534</b>	<b>52,995</b>	<b>0</b>
<b>TOTAL EXPENDITURES</b>	<b>0</b>	<b>0</b>	<b>545</b>	<b>14,534</b>	<b>52,995</b>	<b>0</b>
<b>CLOSING BALANCE</b>	<b>\$12,962</b>	<b>\$13,555</b>	<b>\$0</b>	<b>\$38,461</b>	<b>\$0</b>	<b>\$0</b>

**CITY OF LAREDO, TEXAS  
CAPITAL PROJECTS  
2014 CERTIFICATE OF OBLIGATION  
FY 2024 - 2025**

	<u>ACTUAL FY 21-22</u>	<u>ACTUAL FY 22-23</u>	<u>ORIGINAL BUDGET FY 23-24</u>	<u>AMENDED BUDGET FY 23-24</u>	<u>TOTAL ESTIMATE FY 23-24</u>	<u>PROPOSED BUDGET FY 24-25</u>
<b>OPENING BALANCE</b>	<b>\$152,432</b>	<b>\$144,326</b>	<b>\$0</b>	<b>\$137,522</b>	<b>\$137,522</b>	<b>\$0</b>
<b>REVENUES</b>						
Rents, Royalties and Interest	1,000	6,335	2,830	2,830	2,830	3,510
Reimburse and Miscellaneous	0	0	0	5,200	5,200	0
<b>TOTAL REVENUES</b>	<b>1,000</b>	<b>6,335</b>	<b>2,830</b>	<b>8,030</b>	<b>8,030</b>	<b>3,510</b>
<b>TOTAL AVAILABLE</b>	<b>153,432</b>	<b>150,661</b>	<b>2,830</b>	<b>145,552</b>	<b>145,552</b>	<b>3,510</b>
<b>EXPENDITURES</b>						
<b>TRAFFIC</b>						
Capital Outlay	0	0	0	80,001	1	0
<b>TOTAL TRAFFIC</b>	<b>0</b>	<b>0</b>	<b>0</b>	<b>80,001</b>	<b>1</b>	<b>0</b>
<b>STREET CONSTRUCTION</b>						
Personnel Services	4,052	0	0	6,652	6,652	0
<b>TOTAL STREET CONSTRUCTION</b>	<b>4,052</b>	<b>0</b>	<b>0</b>	<b>6,652</b>	<b>6,652</b>	<b>0</b>
<b>CEMETERY</b>						
Capital Outlay	0	0	0	24,666	0	0
<b>TOTAL CEMETERY</b>	<b>0</b>	<b>0</b>	<b>0</b>	<b>24,666</b>	<b>0</b>	<b>0</b>
<b>CITY WIDE PROJECTS</b>						
Personnel Services	0	0	0	176	176	0
<b>TOTAL CITY WIDE PROJECTS</b>	<b>0</b>	<b>0</b>	<b>0</b>	<b>176</b>	<b>176</b>	<b>0</b>
<b>BOND FUNDED EMPLOYEES</b>						
Personnel Services	0	0	0	2,701	2,701	0
<b>TOTAL BOND FUNDED EMPLOYEES</b>	<b>0</b>	<b>0</b>	<b>0</b>	<b>2,701</b>	<b>2,701</b>	<b>0</b>

**CITY OF LAREDO, TEXAS  
CAPITAL PROJECTS  
2014 CERTIFICATE OF OBLIGATION  
FY 2024 - 2025**

	<u>ACTUAL FY 21-22</u>	<u>ACTUAL FY 22-23</u>	<u>ORIGINAL BUDGET FY 23-24</u>	<u>AMENDED BUDGET FY 23-24</u>	<u>TOTAL ESTIMATE FY 23-24</u>	<u>PROPOSED BUDGET FY 24-25</u>
<b>CONSTRUCTION</b>						
Capital Outlay	3,606	11,686	0	0	0	0
<b>TOTAL CONSTRUCTION</b>	<b>3,606</b>	<b>11,686</b>	<b>0</b>	<b>0</b>	<b>0</b>	<b>0</b>
<b>TELECOMMUNICATION</b>						
Capital Outlay	0	0	0	28,329	0	0
<b>TOTAL TELECOMMUNICATION</b>	<b>0</b>	<b>0</b>	<b>0</b>	<b>28,329</b>	<b>0</b>	<b>0</b>
<b>OTHER</b>						
Contractual Services	1,448	1,454	0	1,559	1,559	0
Other Charges	0	0	2,830	0	134,463	3,510
<b>TOTAL OTHER</b>	<b>1,448</b>	<b>1,454</b>	<b>2,830</b>	<b>1,559</b>	<b>136,022</b>	<b>3,510</b>
<b>TOTAL EXPENDITURES</b>	<b>9,106</b>	<b>13,139</b>	<b>2,830</b>	<b>144,084</b>	<b>145,552</b>	<b>3,510</b>
<b>CLOSING BALANCE</b>	<b>\$144,326</b>	<b>\$137,522</b>	<b>\$0</b>	<b>\$1,468</b>	<b>\$0</b>	<b>\$0</b>

**CITY OF LAREDO, TEXAS  
CAPITAL PROJECTS  
2015 CERTIFICATE OF OBLIGATION  
FY 2024 - 2025**

	<u>ACTUAL FY 21-22</u>	<u>ACTUAL FY 22-23</u>	<u>ORIGINAL BUDGET FY 23-24</u>	<u>AMENDED BUDGET FY 23-24</u>	<u>TOTAL ESTIMATE FY 23-24</u>	<u>PROPOSED BUDGET FY 24-25</u>
<b>OPENING BALANCE</b>	<b>\$3,899,666</b>	<b>\$3,341,342</b>	<b>\$0</b>	<b>\$3,154,610</b>	<b>\$3,154,610</b>	<b>\$0</b>
<b>REVENUES</b>						
Rents, Royalties and Interest	27,245	152,127	71,060	71,060	71,060	80,250
Reimburse and Miscellaneous	0	0	0	147,833	147,833	0
<b>TOTAL REVENUES</b>	<b>27,245</b>	<b>152,127</b>	<b>71,060</b>	<b>218,893</b>	<b>218,893</b>	<b>80,250</b>
<b>TOTAL AVAILABLE</b>	<b>3,926,911</b>	<b>3,493,468</b>	<b>71,060</b>	<b>3,373,503</b>	<b>3,373,503</b>	<b>80,250</b>
<b>EXPENDITURES</b>						
<b>TRAFFIC</b>						
Capital Outlay	271,660	0	0	69,500	2,500	0
<b>TOTAL TRAFFIC</b>	<b>271,660</b>	<b>0</b>	<b>0</b>	<b>69,500</b>	<b>2,500</b>	<b>0</b>
<b>SIGNS/MARKINGS</b>						
Personnel Services	264	0	0	0	0	0
<b>TOTAL SIGNS/MARKINGS</b>	<b>264</b>	<b>0</b>	<b>0</b>	<b>0</b>	<b>0</b>	<b>0</b>
<b>STREET MAINTENANCE</b>						
Personnel Services	459	0	0	5,473	5,473	0
<b>TOTAL STREET MAINTENANCE</b>	<b>459</b>	<b>0</b>	<b>0</b>	<b>5,473</b>	<b>5,473</b>	<b>0</b>
<b>STREET CONSTRUCTION</b>						
Personnel Services	0	35,620	0	11,156	11,156	0
<b>TOTAL STREET CONSTRUCTION</b>	<b>0</b>	<b>35,620</b>	<b>0</b>	<b>11,156</b>	<b>11,156</b>	<b>0</b>
<b>STREET CLEANING</b>						
Personnel Services	1,465	0	0	0	0	0
<b>TOTAL STREET CLEANING</b>	<b>1,465</b>	<b>0</b>	<b>0</b>	<b>0</b>	<b>0</b>	<b>0</b>



**CITY OF LAREDO, TEXAS  
CAPITAL PROJECTS  
2015 CERTIFICATE OF OBLIGATION  
FY 2024 - 2025**

	<u>ACTUAL FY 21-22</u>	<u>ACTUAL FY 22-23</u>	<u>ORIGINAL BUDGET FY 23-24</u>	<u>AMENDED BUDGET FY 23-24</u>	<u>TOTAL ESTIMATE FY 23-24</u>	<u>PROPOSED BUDGET FY 24-25</u>
<b>SPECIAL CONSTR. PROJECTS</b>						
Contractual Services	0	0	0	120,000	120,000	0
Capital Outlay	3,887	0	0	492,686	3,463	0
<b>TOTAL SPECIAL CONSTR. PROJECTS</b>	<b>3,887</b>	<b>0</b>	<b>0</b>	<b>612,686</b>	<b>123,463</b>	<b>0</b>
<b>CITY WIDE PROJECTS</b>						
Personnel Services	0	0	0	26,629	26,629	0
<b>TOTAL CITY WIDE PROJECTS</b>	<b>0</b>	<b>0</b>	<b>0</b>	<b>26,629</b>	<b>26,629</b>	<b>0</b>
<b>BOND FUNDED EMPLOYEES</b>						
Personnel Services	0	0	0	12,339	12,339	0
<b>TOTAL BOND FUNDED EMPLOYEES</b>	<b>0</b>	<b>0</b>	<b>0</b>	<b>12,339</b>	<b>12,339</b>	<b>0</b>
<b>ADMINISTRATION</b>						
Capital Outlay	0	0	0	98,331	0	0
<b>TOTAL ADMINISTRATION</b>	<b>0</b>	<b>0</b>	<b>0</b>	<b>98,331</b>	<b>0</b>	<b>0</b>
<b>PARKS ADMINISTRATION</b>						
Capital Outlay	0	0	0	178,178	0	0
<b>TOTAL PARKS ADMINISTRATION</b>	<b>0</b>	<b>0</b>	<b>0</b>	<b>178,178</b>	<b>0</b>	<b>0</b>
<b>PARKS MAINTENANCE</b>						
Personnel Services	163	0	0	0	0	0
<b>TOTAL PARKS MAINTENANCE</b>	<b>163</b>	<b>0</b>	<b>0</b>	<b>0</b>	<b>0</b>	<b>0</b>
<b>CONSTRUCTION</b>						
Contractual Services	0	0	0	31,030	31,030	0
Capital Outlay	184,695	44,066	0	4,070	4,070	0
<b>TOTAL CONSTRUCTION</b>	<b>184,695</b>	<b>44,066</b>	<b>0</b>	<b>35,100</b>	<b>35,100</b>	<b>0</b>

**CITY OF LAREDO, TEXAS  
CAPITAL PROJECTS  
2015 CERTIFICATE OF OBLIGATION  
FY 2024 - 2025**

	<u>ACTUAL FY 21-22</u>	<u>ACTUAL FY 22-23</u>	<u>ORIGINAL BUDGET FY 23-24</u>	<u>AMENDED BUDGET FY 23-24</u>	<u>TOTAL ESTIMATE FY 23-24</u>	<u>PROPOSED BUDGET FY 24-25</u>
<b>TELECOMMUNICATION</b>						
Capital Outlay	0	0	0	40,956	0	0
<b>TOTAL TELECOMMUNICATION</b>	<b>0</b>	<b>0</b>	<b>0</b>	<b>40,956</b>	<b>0</b>	<b>0</b>
<b>OTHER</b>						
Contractual Services	1,104	6,283	0	920	920	0
Other Charges	0	0	71,060	0	440,713	80,250
Capital Outlay	0	0	0	203,981	203,951	0
Intergovernmental Transfers	62,325	74,086	0	1,243,270	1,283,882	0
<b>TOTAL OTHER</b>	<b>63,429</b>	<b>80,369</b>	<b>71,060</b>	<b>1,448,171</b>	<b>1,929,466</b>	<b>80,250</b>
<b>PARKS PROJECTS</b>						
Contractual Services	0	146,121	0	0	3,879	0
Capital Outlay	50,433	23,941	0	266,786	266,786	0
<b>TOTAL PARKS PROJECTS</b>	<b>50,433</b>	<b>170,062</b>	<b>0</b>	<b>266,786</b>	<b>270,665</b>	<b>0</b>
<b>STREET PROJECTS</b>						
Contractual Services	0	729	0	0	0	0
Capital Outlay	2,895	7,538	0	531,453	755,773	0
<b>TOTAL STREET PROJECTS</b>	<b>2,895</b>	<b>8,267</b>	<b>0</b>	<b>531,453</b>	<b>755,773</b>	<b>0</b>
<b>BUILDING IMPROVEMENTS</b>						
Capital Outlay	0	0	0	77,380	77,380	0
<b>TOTAL BUILDING IMPROVEMENTS</b>	<b>0</b>	<b>0</b>	<b>0</b>	<b>77,380</b>	<b>77,380</b>	<b>0</b>

**CITY OF LAREDO, TEXAS  
CAPITAL PROJECTS  
2015 CERTIFICATE OF OBLIGATION  
FY 2024 - 2025**

	<u>ACTUAL FY 21-22</u>	<u>ACTUAL FY 22-23</u>	<u>ORIGINAL BUDGET FY 23-24</u>	<u>AMENDED BUDGET FY 23-24</u>	<u>TOTAL ESTIMATE FY 23-24</u>	<u>PROPOSED BUDGET FY 24-25</u>
<b>LAND &amp; IMPROVEMENTS</b>						
Capital Outlay	6,220	475	0	123,559	123,559	0
<b>TOTAL LAND &amp; IMPROVEMENTS</b>	<b>6,220</b>	<b>475</b>	<b>0</b>	<b>123,559</b>	<b>123,559</b>	<b>0</b>
<b>TOTAL EXPENDITURES</b>	<b>585,570</b>	<b>338,859</b>	<b>71,060</b>	<b>3,537,697</b>	<b>3,373,503</b>	<b>80,250</b>
<b>CLOSING BALANCE</b>	<b>\$3,341,342</b>	<b>\$3,154,610</b>	<b>\$0</b>	<b>(\$164,194)</b>	<b>\$0</b>	<b>\$0</b>

**CITY OF LAREDO, TEXAS**  
**CAPITAL PROJECTS**  
**2016A CERTIFICATE OF OBLIGATION**  
**FY 2024 - 2025**

	<u>ACTUAL FY 21-22</u>	<u>ACTUAL FY 22-23</u>	<u>ORIGINAL BUDGET FY 23-24</u>	<u>AMENDED BUDGET FY 23-24</u>	<u>TOTAL ESTIMATE FY 23-24</u>	<u>PROPOSED BUDGET FY 24-25</u>
<b>OPENING BALANCE</b>	<b>\$7,941,882</b>	<b>\$7,856,922</b>	<b>\$393,901</b>	<b>\$7,659,238</b>	<b>\$7,659,238</b>	<b>\$0</b>
<b>REVENUES</b>						
Rents, Royalties and Interest	0	0	0	10	10	147,730
<b>OTHER</b>						
Rents, Royalties and Interest	0	65	0	52,502	52,502	0
Reimburse and Miscellaneous	0	0	0	94	94	0
<b>TOTAL OTHER</b>	<b>0</b>	<b>65</b>	<b>0</b>	<b>52,596</b>	<b>52,596</b>	<b>0</b>
<b>OTHER</b>						
Rents, Royalties and Interest	61,171	325,503	164,290	164,623	164,623	0
Reimburse and Miscellaneous	0	0	0	1,562	1,562	0
<b>TOTAL OTHER</b>	<b>61,171</b>	<b>325,503</b>	<b>164,290</b>	<b>166,185</b>	<b>166,185</b>	<b>0</b>
<b>TOTAL REVENUES</b>	<b>61,171</b>	<b>325,568</b>	<b>164,290</b>	<b>218,791</b>	<b>218,791</b>	<b>147,730</b>
<b>TOTAL AVAILABLE</b>	<b>8,003,053</b>	<b>8,182,490</b>	<b>558,191</b>	<b>7,878,029</b>	<b>7,878,029</b>	<b>147,730</b>
<b>EXPENDITURES</b>						
<b>TRAFFIC</b>						
Capital Outlay	15,779	0	0	0	0	0
<b>TOTAL TRAFFIC</b>	<b>15,779</b>	<b>0</b>	<b>0</b>	<b>0</b>	<b>0</b>	<b>0</b>
<b>SIGNS/MARKINGS</b>						
Personnel Services	51	0	0	0	0	0
<b>TOTAL SIGNS/MARKINGS</b>	<b>51</b>	<b>0</b>	<b>0</b>	<b>0</b>	<b>0</b>	<b>0</b>

**CITY OF LAREDO, TEXAS  
CAPITAL PROJECTS  
2016A CERTIFICATE OF OBLIGATION  
FY 2024 - 2025**

	<u>ACTUAL FY 21-22</u>	<u>ACTUAL FY 22-23</u>	<u>ORIGINAL BUDGET FY 23-24</u>	<u>AMENDED BUDGET FY 23-24</u>	<u>TOTAL ESTIMATE FY 23-24</u>	<u>PROPOSED BUDGET FY 24-25</u>
<b>STREET CONSTRUCTION</b>						
Personnel Services	16,506	0	0	3,278	3,278	0
<b>TOTAL STREET CONSTRUCTION</b>	<b>16,506</b>	<b>0</b>	<b>0</b>	<b>3,278</b>	<b>3,278</b>	<b>0</b>
<b>STREET CLEANING</b>						
Personnel Services	0	0	0	1	1	0
<b>TOTAL STREET CLEANING</b>	<b>0</b>	<b>0</b>	<b>0</b>	<b>1</b>	<b>1</b>	<b>0</b>
<b>BUILDING REHAB</b>						
Personnel Services	0	0	0	869	869	0
<b>TOTAL BUILDING REHAB</b>	<b>0</b>	<b>0</b>	<b>0</b>	<b>869</b>	<b>869</b>	<b>0</b>
<b>SPECIAL CONSTR. PROJECTS</b>						
Capital Outlay	3,783	0	0	1,800	1,800	0
<b>TOTAL SPECIAL CONSTR. PROJECTS</b>	<b>3,783</b>	<b>0</b>	<b>0</b>	<b>1,800</b>	<b>1,800</b>	<b>0</b>
<b>BOND FUNDED EMPLOYEES</b>						
Personnel Services	0	0	0	2,388,639	3,291,593	0
Contractual Services	0	0	0	2,130,136	1,227,182	0
<b>TOTAL BOND FUNDED EMPLOYEES</b>	<b>0</b>	<b>0</b>	<b>0</b>	<b>4,518,775</b>	<b>4,518,775</b>	<b>0</b>
<b>CONSTRUCTION</b>						
Capital Outlay	41,569	19,858	0	1	1	0
<b>TOTAL CONSTRUCTION</b>	<b>41,569</b>	<b>19,858</b>	<b>0</b>	<b>1</b>	<b>1</b>	<b>0</b>
<b>OTHER</b>						
Other Charges	0	0	0	8,888	8,888	0
Capital Outlay	0	0	0	4,300	4,300	0
Intergovernmental Transfers	0	2,906	0	0	0	0
<b>TOTAL OTHER</b>	<b>0</b>	<b>2,906</b>	<b>0</b>	<b>13,188</b>	<b>13,188</b>	<b>0</b>

**CITY OF LAREDO, TEXAS  
CAPITAL PROJECTS  
2016A CERTIFICATE OF OBLIGATION  
FY 2024 - 2025**

	<u>ACTUAL FY 21-22</u>	<u>ACTUAL FY 22-23</u>	<u>ORIGINAL BUDGET FY 23-24</u>	<u>AMENDED BUDGET FY 23-24</u>	<u>TOTAL ESTIMATE FY 23-24</u>	<u>PROPOSED BUDGET FY 24-25</u>
<b>OTHER</b>						
Contractual Services	1,755	1,842	0	1,458	1,458	0
Other Charges	0	0	558,191	0	699,848	147,730
Capital Outlay	16,893	0	0	633,318	409,029	0
<b>TOTAL OTHER</b>	<b>18,649</b>	<b>1,842</b>	<b>558,191</b>	<b>634,776</b>	<b>1,110,335</b>	<b>147,730</b>
<b>PARKS PROJECTS</b>						
Capital Outlay	29,918	149,413	0	94,273	94,273	0
<b>TOTAL PARKS PROJECTS</b>	<b>29,918</b>	<b>149,413</b>	<b>0</b>	<b>94,273</b>	<b>94,273</b>	<b>0</b>
<b>STREET PROJECTS</b>						
Contractual Services	0	199,676	0	203,000	203,000	0
Capital Outlay	5,953	82,538	0	1,258,718	1,258,718	0
<b>TOTAL STREET PROJECTS</b>	<b>5,953</b>	<b>282,214</b>	<b>0</b>	<b>1,461,718</b>	<b>1,461,718</b>	<b>0</b>
<b>BUILDING IMPROVEMENTS</b>						
Capital Outlay	13,923	67,020	0	673,791	673,791	0
<b>TOTAL BUILDING IMPROVEMENTS</b>	<b>13,923</b>	<b>67,020</b>	<b>0</b>	<b>673,791</b>	<b>673,791</b>	<b>0</b>
<b>TOTAL EXPENDITURES</b>	<b>146,131</b>	<b>523,253</b>	<b>558,191</b>	<b>7,402,470</b>	<b>7,878,029</b>	<b>147,730</b>
<b>CLOSING BALANCE</b>	<b>\$7,856,922</b>	<b>\$7,659,238</b>	<b>\$0</b>	<b>\$475,559</b>	<b>\$0</b>	<b>\$0</b>

**CITY OF LAREDO, TEXAS  
CAPITAL PROJECTS  
2017 CERTIFICATE OF OBLIGATION  
FY 2024 - 2025**

	<u>ACTUAL FY 21-22</u>	<u>ACTUAL FY 22-23</u>	<u>ORIGINAL BUDGET FY 23-24</u>	<u>AMENDED BUDGET FY 23-24</u>	<u>TOTAL ESTIMATE FY 23-24</u>	<u>PROPOSED BUDGET FY 24-25</u>
<b>OPENING BALANCE</b>	<b>\$2,262,264</b>	<b>\$1,805,478</b>	<b>\$0</b>	<b>\$1,819,789</b>	<b>\$1,819,789</b>	<b>\$0</b>
<b>REVENUES</b>						
Rents, Royalties and Interest	12,245	83,368	38,730	256,005	256,005	43,110
<b>TOTAL REVENUES</b>	<b>12,245</b>	<b>83,368</b>	<b>38,730</b>	<b>256,005</b>	<b>256,005</b>	<b>43,110</b>
<b>TOTAL AVAILABLE</b>	<b>2,274,509</b>	<b>1,888,846</b>	<b>38,730</b>	<b>2,075,794</b>	<b>2,075,794</b>	<b>43,110</b>
<b>EXPENDITURES</b>						
<b>TRAFFIC</b>						
Personnel Services	0	0	0	874	874	0
Materials and Supplies	0	0	0	18,605	18,605	0
Contractual Services	0	0	0	7,747	8,427	0
Capital Outlay	139,103	0	0	9,658	9,658	0
<b>TOTAL TRAFFIC</b>	<b>139,103</b>	<b>0</b>	<b>0</b>	<b>36,884</b>	<b>37,564</b>	<b>0</b>
<b>SIGNS/MARKINGS</b>						
Personnel Services	1,032	0	0	0	0	0
<b>TOTAL SIGNS/MARKINGS</b>	<b>1,032</b>	<b>0</b>	<b>0</b>	<b>0</b>	<b>0</b>	<b>0</b>
<b>ADMINISTRATION</b>						
Personnel Services	0	0	0	3,894	3,894	0
<b>TOTAL ADMINISTRATION</b>	<b>0</b>	<b>0</b>	<b>0</b>	<b>3,894</b>	<b>3,894</b>	<b>0</b>
<b>STREET MAINTENANCE</b>						
Personnel Services	2,923	119	0	2,975	2,975	0
<b>TOTAL STREET MAINTENANCE</b>	<b>2,923</b>	<b>119</b>	<b>0</b>	<b>2,975</b>	<b>2,975</b>	<b>0</b>

**CITY OF LAREDO, TEXAS  
CAPITAL PROJECTS  
2017 CERTIFICATE OF OBLIGATION  
FY 2024 - 2025**

	<u>ACTUAL FY 21-22</u>	<u>ACTUAL FY 22-23</u>	<u>ORIGINAL BUDGET FY 23-24</u>	<u>AMENDED BUDGET FY 23-24</u>	<u>TOTAL ESTIMATE FY 23-24</u>	<u>PROPOSED BUDGET FY 24-25</u>
<b>STREET CONSTRUCTION</b>						
Personnel Services	2,515	0	0	25,994	25,994	0
<b>TOTAL STREET CONSTRUCTION</b>	<b>2,515</b>	<b>0</b>	<b>0</b>	<b>25,994</b>	<b>25,994</b>	<b>0</b>
<b>STREET CLEANING</b>						
Personnel Services	2,779	0	0	4,483	4,483	0
<b>TOTAL STREET CLEANING</b>	<b>2,779</b>	<b>0</b>	<b>0</b>	<b>4,483</b>	<b>4,483</b>	<b>0</b>
<b>BUILDING REHAB</b>						
Personnel Services	0	0	0	2,940	2,940	0
<b>TOTAL BUILDING REHAB</b>	<b>0</b>	<b>0</b>	<b>0</b>	<b>2,940</b>	<b>2,940</b>	<b>0</b>
<b>SPECIAL CONSTR. PROJECTS</b>						
Materials and Supplies	0	0	0	1,360	0	0
Contractual Services	0	0	0	1,020	1,700	0
Capital Outlay	9,209	0	0	131,806	131,806	0
<b>TOTAL SPECIAL CONSTR. PROJECTS</b>	<b>9,209</b>	<b>0</b>	<b>0</b>	<b>134,186</b>	<b>133,506</b>	<b>0</b>
<b>CEMETERY</b>						
Capital Outlay	24,000	0	0	1,000	1,000	0
<b>TOTAL CEMETERY</b>	<b>24,000</b>	<b>0</b>	<b>0</b>	<b>1,000</b>	<b>1,000</b>	<b>0</b>
<b>BOND FUNDED EMPLOYEES</b>						
Personnel Services	0	0	0	4,088	4,088	0
<b>TOTAL BOND FUNDED EMPLOYEES</b>	<b>0</b>	<b>0</b>	<b>0</b>	<b>4,088</b>	<b>4,088</b>	<b>0</b>
<b>ADMINISTRATION</b>						
Capital Outlay	0	0	0	98,420	98,420	0
<b>TOTAL ADMINISTRATION</b>	<b>0</b>	<b>0</b>	<b>0</b>	<b>98,420</b>	<b>98,420</b>	<b>0</b>



**CITY OF LAREDO, TEXAS  
CAPITAL PROJECTS  
2017 CERTIFICATE OF OBLIGATION  
FY 2024 - 2025**

	<u>ACTUAL FY 21-22</u>	<u>ACTUAL FY 22-23</u>	<u>ORIGINAL BUDGET FY 23-24</u>	<u>AMENDED BUDGET FY 23-24</u>	<u>TOTAL ESTIMATE FY 23-24</u>	<u>PROPOSED BUDGET FY 24-25</u>
<b>CONSTRUCTION</b>						
Materials and Supplies	0	0	0	14,640	14,640	0
Capital Outlay	32,493	42,281	0	104,489	104,489	0
<b>TOTAL CONSTRUCTION</b>	<b>32,493</b>	<b>42,281</b>	<b>0</b>	<b>119,129</b>	<b>119,129</b>	<b>0</b>
<b>MAIN BRANCH</b>						
Capital Outlay	0	0	0	25,981	0	0
<b>TOTAL MAIN BRANCH</b>	<b>0</b>	<b>0</b>	<b>0</b>	<b>25,981</b>	<b>0</b>	<b>0</b>
<b>CREEK CLEANING</b>						
Personnel Services	0	0	0	96	96	0
<b>TOTAL CREEK CLEANING</b>	<b>0</b>	<b>0</b>	<b>0</b>	<b>96</b>	<b>96</b>	<b>0</b>
<b>TELECOMMUNICATION</b>						
Capital Outlay	0	0	0	14,004	0	0
<b>TOTAL TELECOMMUNICATION</b>	<b>0</b>	<b>0</b>	<b>0</b>	<b>14,004</b>	<b>0</b>	<b>0</b>
<b>INTERNAL AUDIT</b>						
Capital Outlay	0	0	0	25,981	0	0
<b>TOTAL INTERNAL AUDIT</b>	<b>0</b>	<b>0</b>	<b>0</b>	<b>25,981</b>	<b>0</b>	<b>0</b>
<b>OTHER</b>						
Contractual Services	1,593	1,897	0	3,365	3,365	0
Other Charges	0	0	38,730	0	234,900	43,110
Capital Outlay	40,940	0	0	176,313	176,313	0
Intergovernmental Transfers	0	0	0	48,523	48,523	0
<b>TOTAL OTHER</b>	<b>42,533</b>	<b>1,897</b>	<b>38,730</b>	<b>228,201</b>	<b>463,101</b>	<b>43,110</b>

**CITY OF LAREDO, TEXAS  
CAPITAL PROJECTS  
2017 CERTIFICATE OF OBLIGATION  
FY 2024 - 2025**

	<u>ACTUAL FY 21-22</u>	<u>ACTUAL FY 22-23</u>	<u>ORIGINAL BUDGET FY 23-24</u>	<u>AMENDED BUDGET FY 23-24</u>	<u>TOTAL ESTIMATE FY 23-24</u>	<u>PROPOSED BUDGET FY 24-25</u>
<b>PARKS PROJECTS</b>						
Capital Outlay	189,060	10,781	0	195,229	195,229	0
<b>TOTAL PARKS PROJECTS</b>	<b>189,060</b>	<b>10,781</b>	<b>0</b>	<b>195,229</b>	<b>195,229</b>	<b>0</b>
<b>STREET PROJECTS</b>						
Contractual Services	0	3,322	0	1,580	1,580	0
Capital Outlay	0	0	0	500,622	500,622	0
<b>TOTAL STREET PROJECTS</b>	<b>0</b>	<b>3,322</b>	<b>0</b>	<b>502,202</b>	<b>502,202</b>	<b>0</b>
<b>BUILDING IMPROVEMENTS</b>						
Contractual Services	23,385	10,657	0	26,269	26,269	0
Capital Outlay	0	0	0	454,904	454,904	0
<b>TOTAL BUILDING IMPROVEMENTS</b>	<b>23,385</b>	<b>10,657</b>	<b>0</b>	<b>481,173</b>	<b>481,173</b>	<b>0</b>
<b>TOTAL EXPENDITURES</b>	<b>469,031</b>	<b>69,057</b>	<b>38,730</b>	<b>1,906,860</b>	<b>2,075,794</b>	<b>43,110</b>
<b>CLOSING BALANCE</b>	<b>\$1,805,478</b>	<b>\$1,819,789</b>	<b>\$0</b>	<b>\$168,934</b>	<b>\$0</b>	<b>\$0</b>

**CITY OF LAREDO, TEXAS**  
**CAPITAL PROJECTS**  
**2018 CERTIFICATE OF OBLIGATION**  
**FY 2024 - 2025**

	<u>ACTUAL FY 21-22</u>	<u>ACTUAL FY 22-23</u>	<u>ORIGINAL BUDGET FY 23-24</u>	<u>AMENDED BUDGET FY 23-24</u>	<u>TOTAL ESTIMATE FY 23-24</u>	<u>PROPOSED BUDGET FY 24-25</u>
<b>OPENING BALANCE</b>	<b>\$7,844,762</b>	<b>\$6,209,486</b>	<b>\$397,880</b>	<b>\$6,138,668</b>	<b>\$6,138,668</b>	<b>\$0</b>
<b>REVENUES</b>						
Rents, Royalties and Interest	26,458	281,066	127,100	127,100	127,100	151,640
<b>TOTAL REVENUES</b>	<b>26,458</b>	<b>281,066</b>	<b>127,100</b>	<b>127,100</b>	<b>127,100</b>	<b>151,640</b>
<b>TOTAL AVAILABLE</b>	<b>7,871,220</b>	<b>6,490,551</b>	<b>524,980</b>	<b>6,265,768</b>	<b>6,265,768</b>	<b>151,640</b>
<b>EXPENDITURES</b>						
<b>TRAFFIC</b>						
Personnel Services	0	146	0	244	244	0
Contractual Services	0	0	0	4,903	4,903	0
Capital Outlay	361,281	4,288	0	72,397	72,397	0
<b>TOTAL TRAFFIC</b>	<b>361,281</b>	<b>4,433</b>	<b>0</b>	<b>77,544</b>	<b>77,544</b>	<b>0</b>
<b>SIGNS/MARKINGS</b>						
Personnel Services	470	386	0	7,602	7,602	0
<b>TOTAL SIGNS/MARKINGS</b>	<b>470</b>	<b>386</b>	<b>0</b>	<b>7,602</b>	<b>7,602</b>	<b>0</b>
<b>STREET MAINTENANCE</b>						
Personnel Services	1,740	761	0	1,376	1,376	0
<b>TOTAL STREET MAINTENANCE</b>	<b>1,740</b>	<b>761</b>	<b>0</b>	<b>1,376</b>	<b>1,376</b>	<b>0</b>
<b>STREET CONSTRUCTION</b>						
Personnel Services	5,110	0	0	16,863	16,863	0
<b>TOTAL STREET CONSTRUCTION</b>	<b>5,110</b>	<b>0</b>	<b>0</b>	<b>16,863</b>	<b>16,863</b>	<b>0</b>

**CITY OF LAREDO, TEXAS  
CAPITAL PROJECTS  
2018 CERTIFICATE OF OBLIGATION  
FY 2024 - 2025**

	<u>ACTUAL FY 21-22</u>	<u>ACTUAL FY 22-23</u>	<u>ORIGINAL BUDGET FY 23-24</u>	<u>AMENDED BUDGET FY 23-24</u>	<u>TOTAL ESTIMATE FY 23-24</u>	<u>PROPOSED BUDGET FY 24-25</u>
<b>STREET CLEANING</b>						
Personnel Services	709	2,246	0	1,574	1,574	0
<b>TOTAL STREET CLEANING</b>	<b>709</b>	<b>2,246</b>	<b>0</b>	<b>1,574</b>	<b>1,574</b>	<b>0</b>
<b>SPECIAL CONSTR. PROJECTS</b>						
Personnel Services	146	0	0	8,597	8,597	0
Materials and Supplies	0	0	0	340	340	0
Capital Outlay	9,975	1,434	0	2,529,539	2,517,539	0
<b>TOTAL SPECIAL CONSTR. PROJECTS</b>	<b>10,121</b>	<b>1,434</b>	<b>0</b>	<b>2,538,476</b>	<b>2,526,476</b>	<b>0</b>
<b>CITY WIDE PROJECTS</b>						
Personnel Services	0	0	0	5,035	5,035	0
<b>TOTAL CITY WIDE PROJECTS</b>	<b>0</b>	<b>0</b>	<b>0</b>	<b>5,035</b>	<b>5,035</b>	<b>0</b>
<b>BOND FUNDED EMPLOYEES</b>						
Personnel Services	0	0	0	7,636	7,636	0
<b>TOTAL BOND FUNDED EMPLOYEES</b>	<b>0</b>	<b>0</b>	<b>0</b>	<b>7,636</b>	<b>7,636</b>	<b>0</b>
<b>CONSTRUCTION</b>						
Materials and Supplies	0	0	0	9,213	5,139	0
Contractual Services	0	0	0	554,950	554,950	0
Capital Outlay	69,002	287,527	0	497,789	497,789	0
<b>TOTAL CONSTRUCTION</b>	<b>69,002</b>	<b>287,527</b>	<b>0</b>	<b>1,061,952</b>	<b>1,057,878</b>	<b>0</b>
<b>CREEK CLEANING</b>						
Personnel Services	0	0	0	1	1	0
<b>TOTAL CREEK CLEANING</b>	<b>0</b>	<b>0</b>	<b>0</b>	<b>1</b>	<b>1</b>	<b>0</b>

**CITY OF LAREDO, TEXAS  
CAPITAL PROJECTS  
2018 CERTIFICATE OF OBLIGATION  
FY 2024 - 2025**

	<u>ACTUAL FY 21-22</u>	<u>ACTUAL FY 22-23</u>	<u>ORIGINAL BUDGET FY 23-24</u>	<u>AMENDED BUDGET FY 23-24</u>	<u>TOTAL ESTIMATE FY 23-24</u>	<u>PROPOSED BUDGET FY 24-25</u>
<b>OTHER</b>						
Contractual Services	2,099	2,023	0	59,220	59,220	0
Other Charges	0	0	524,980	0	410,006	151,640
Capital Outlay	0	0	0	1,651,046	1,651,046	0
Intergovernmental Transfers	1,211,202	31,121	0	297,270	297,270	0
<b>TOTAL OTHER</b>	<b>1,213,301</b>	<b>33,144</b>	<b>524,980</b>	<b>2,007,536</b>	<b>2,417,542</b>	<b>151,640</b>
<b>PARKS PROJECTS</b>						
Capital Outlay	0	935	0	80,733	96,807	0
<b>TOTAL PARKS PROJECTS</b>	<b>0</b>	<b>935</b>	<b>0</b>	<b>80,733</b>	<b>96,807</b>	<b>0</b>
<b>STREET PROJECTS</b>						
Contractual Services	0	4,373	0	7,800	7,800	0
Capital Outlay	0	16,644	0	41,634	41,634	0
<b>TOTAL STREET PROJECTS</b>	<b>0</b>	<b>21,017</b>	<b>0</b>	<b>49,434</b>	<b>49,434</b>	<b>0</b>
<b>TOTAL EXPENDITURES</b>	<b>1,661,734</b>	<b>351,883</b>	<b>524,980</b>	<b>5,855,762</b>	<b>6,265,768</b>	<b>151,640</b>
<b>CLOSING BALANCE</b>	<b>\$6,209,486</b>	<b>\$6,138,668</b>	<b>\$0</b>	<b>\$410,006</b>	<b>\$0</b>	<b>\$0</b>

**CITY OF LAREDO, TEXAS  
CAPITAL PROJECTS  
2019 CERTIFICATE OF OBLIGATION  
FY 2024 - 2025**

	<u>ACTUAL FY 21-22</u>	<u>ACTUAL FY 22-23</u>	<u>ORIGINAL BUDGET FY 23-24</u>	<u>AMENDED BUDGET FY 23-24</u>	<u>TOTAL ESTIMATE FY 23-24</u>	<u>PROPOSED BUDGET FY 24-25</u>
<b>OPENING BALANCE</b>	\$14,125,508	\$9,886,679	\$18,059	\$8,485,466	\$8,485,466	\$0
<b>REVENUES</b>						
Rents, Royalties and Interest	57,680	405,555	190,490	190,490	427,488	194,910
Reimburse and Miscellaneous	0	0	12,000	12,000	12,000	0
<b>INTERLOCAL AGREEMENTS</b>						
Reimburse and Miscellaneous	1,386,197	338,648	0	275,155	275,155	0
<b>TOTAL INTERLOCAL AGREEMENTS</b>	<b>1,386,197</b>	<b>338,648</b>	<b>0</b>	<b>275,155</b>	<b>275,155</b>	<b>0</b>
<b>TOTAL REVENUES</b>	<b>1,443,877</b>	<b>744,203</b>	<b>202,490</b>	<b>477,645</b>	<b>714,643</b>	<b>194,910</b>
<b>TOTAL AVAILABLE</b>	<b>15,569,385</b>	<b>10,630,882</b>	<b>220,549</b>	<b>8,963,111</b>	<b>9,200,109</b>	<b>194,910</b>
<b>EXPENDITURES</b>						
<b>ADMINISTRATION</b>						
Capital Outlay	0	0	0	400,000	0	0
<b>TOTAL ADMINISTRATION</b>	<b>0</b>	<b>0</b>	<b>0</b>	<b>400,000</b>	<b>0</b>	<b>0</b>
<b>ADMIN/TRAINING/I.A.</b>						
Contractual Services	0	0	0	114,498	114,498	0
<b>TOTAL ADMIN/TRAINING/I.A.</b>	<b>0</b>	<b>0</b>	<b>0</b>	<b>114,498</b>	<b>114,498</b>	<b>0</b>
<b>TRAFFIC</b>						
Personnel Services	790	758	0	495	495	0
Contractual Services	0	0	0	9,765	9,765	0
Capital Outlay	65,115	23,120	0	214,665	214,665	0
<b>TOTAL TRAFFIC</b>	<b>65,905</b>	<b>23,878</b>	<b>0</b>	<b>224,925</b>	<b>224,925</b>	<b>0</b>

**CITY OF LAREDO, TEXAS  
CAPITAL PROJECTS  
2019 CERTIFICATE OF OBLIGATION  
FY 2024 - 2025**

	<u>ACTUAL FY 21-22</u>	<u>ACTUAL FY 22-23</u>	<u>ORIGINAL BUDGET FY 23-24</u>	<u>AMENDED BUDGET FY 23-24</u>	<u>TOTAL ESTIMATE FY 23-24</u>	<u>PROPOSED BUDGET FY 24-25</u>
<b>SIGNS/MARKINGS</b>						
Personnel Services	3,462	579	0	225	225	0
<b>TOTAL SIGNS/MARKINGS</b>	<b>3,462</b>	<b>579</b>	<b>0</b>	<b>225</b>	<b>225</b>	<b>0</b>
<b>STREET MAINTENANCE</b>						
Personnel Services	7,708	1,577	0	1,877	1,877	0
<b>TOTAL STREET MAINTENANCE</b>	<b>7,708</b>	<b>1,577</b>	<b>0</b>	<b>1,877</b>	<b>1,877</b>	<b>0</b>
<b>STREET CONSTRUCTION</b>						
Personnel Services	50,416	2,306	0	88,903	75,317	0
<b>TOTAL STREET CONSTRUCTION</b>	<b>50,416</b>	<b>2,306</b>	<b>0</b>	<b>88,903</b>	<b>75,317</b>	<b>0</b>
<b>STREET CLEANING</b>						
Personnel Services	10,033	3,326	0	2,400	2,400	0
<b>TOTAL STREET CLEANING</b>	<b>10,033</b>	<b>3,326</b>	<b>0</b>	<b>2,400</b>	<b>2,400</b>	<b>0</b>
<b>SPECIAL CONSTR. PROJECTS</b>						
Materials and Supplies	0	0	0	340	340	0
Contractual Services	0	0	0	510	510	0
Capital Outlay	73,347	4,277	0	1,326,162	172,208	0
<b>TOTAL SPECIAL CONSTR. PROJECTS</b>	<b>73,347</b>	<b>4,277</b>	<b>0</b>	<b>1,327,012</b>	<b>173,058</b>	<b>0</b>
<b>CITY WIDE PROJECTS</b>						
Personnel Services	0	0	0	3,141	3,141	0
<b>TOTAL CITY WIDE PROJECTS</b>	<b>0</b>	<b>0</b>	<b>0</b>	<b>3,141</b>	<b>3,141</b>	<b>0</b>
<b>BOND FUNDED EMPLOYEES</b>						
Personnel Services	2,531	0	0	14,808	14,808	0
<b>TOTAL BOND FUNDED EMPLOYEES</b>	<b>2,531</b>	<b>0</b>	<b>0</b>	<b>14,808</b>	<b>14,808</b>	<b>0</b>

**CITY OF LAREDO, TEXAS  
CAPITAL PROJECTS  
2019 CERTIFICATE OF OBLIGATION  
FY 2024 - 2025**

	<u>ACTUAL FY 21-22</u>	<u>ACTUAL FY 22-23</u>	<u>ORIGINAL BUDGET FY 23-24</u>	<u>AMENDED BUDGET FY 23-24</u>	<u>TOTAL ESTIMATE FY 23-24</u>	<u>PROPOSED BUDGET FY 24-25</u>
<b>MAINTENANCE SHOP</b>						
Capital Outlay	0	0	0	70,000	0	0
<b>TOTAL MAINTENANCE SHOP</b>	<b>0</b>	<b>0</b>	<b>0</b>	<b>70,000</b>	<b>0</b>	<b>0</b>
<b>PARKS ADMINISTRATION</b>						
Capital Outlay	0	0	0	740,421	0	0
<b>TOTAL PARKS ADMINISTRATION</b>	<b>0</b>	<b>0</b>	<b>0</b>	<b>740,421</b>	<b>0</b>	<b>0</b>
<b>CONSTRUCTION</b>						
Materials and Supplies	0	0	0	11,989	11,989	0
Contractual Services	0	0	0	235,699	235,699	0
Capital Outlay	484,913	245,345	0	284,500	284,500	0
<b>TOTAL CONSTRUCTION</b>	<b>484,913</b>	<b>245,345</b>	<b>0</b>	<b>532,188</b>	<b>532,188</b>	<b>0</b>
<b>CREEK CLEANING</b>						
Personnel Services	300	0	0	296	296	0
Capital Outlay	0	0	0	60,890	0	0
<b>TOTAL CREEK CLEANING</b>	<b>300</b>	<b>0</b>	<b>0</b>	<b>61,186</b>	<b>296</b>	<b>0</b>
<b>TELECOMMUNICATION</b>						
Capital Outlay	0	0	0	228,758	0	0
<b>TOTAL TELECOMMUNICATION</b>	<b>0</b>	<b>0</b>	<b>0</b>	<b>228,758</b>	<b>0</b>	<b>0</b>
<b>OTHER</b>						
Contractual Services	1,886	62,825	0	43,441	43,441	0
Other Charges	0	0	220,549	0	3,346,011	194,910
Capital Outlay	235,214	219,584	0	65,664	65,664	0
Intergovernmental Transfers	1,150,922	346,562	0	2,356,656	2,364,864	0
<b>TOTAL OTHER</b>	<b>1,388,023</b>	<b>628,971</b>	<b>220,549</b>	<b>2,465,761</b>	<b>5,819,980</b>	<b>194,910</b>



**CITY OF LAREDO, TEXAS  
CAPITAL PROJECTS  
2019 CERTIFICATE OF OBLIGATION  
FY 2024 - 2025**

	<u>ACTUAL FY 21-22</u>	<u>ACTUAL FY 22-23</u>	<u>ORIGINAL BUDGET FY 23-24</u>	<u>AMENDED BUDGET FY 23-24</u>	<u>TOTAL ESTIMATE FY 23-24</u>	<u>PROPOSED BUDGET FY 24-25</u>
<b>PARKS PROJECTS</b>						
Contractual Services	0	0	0	45,000	45,000	0
Capital Outlay	43,368	42,491	0	140,182	140,156	0
<b>TOTAL PARKS PROJECTS</b>	<b>43,368</b>	<b>42,491</b>	<b>0</b>	<b>185,182</b>	<b>185,156</b>	<b>0</b>
<b>STREET PROJECTS</b>						
Contractual Services	0	5,400	0	8,000	8,000	0
Capital Outlay	3,363,807	1,187,266	0	1,694,240	1,694,240	0
<b>TOTAL STREET PROJECTS</b>	<b>3,363,807</b>	<b>1,192,666</b>	<b>0</b>	<b>1,702,240</b>	<b>1,702,240</b>	<b>0</b>
<b>BUILDING IMPROVEMENTS</b>						
Capital Outlay	0	0	0	350,000	350,000	0
<b>TOTAL BUILDING IMPROVEMENTS</b>	<b>0</b>	<b>0</b>	<b>0</b>	<b>350,000</b>	<b>350,000</b>	<b>0</b>
<b>LAND &amp; IMPROVEMENTS</b>						
Capital Outlay	188,894	0	0	0	0	0
<b>TOTAL LAND &amp; IMPROVEMENTS</b>	<b>188,894</b>	<b>0</b>	<b>0</b>	<b>0</b>	<b>0</b>	<b>0</b>
<b>TOTAL EXPENDITURES</b>	<b>5,682,706</b>	<b>2,145,416</b>	<b>220,549</b>	<b>8,513,525</b>	<b>9,200,109</b>	<b>194,910</b>
<b>CLOSING BALANCE</b>	<b>\$9,886,679</b>	<b>\$8,485,466</b>	<b>\$0</b>	<b>\$449,586</b>	<b>\$0</b>	<b>\$0</b>

**CITY OF LAREDO, TEXAS**  
**CAPITAL PROJECTS**  
**2021A CERTIFICATE OF OBLIGATION**  
**FY 2024 - 2025**

	<u>ACTUAL</u> <u>FY 21-22</u>	<u>ACTUAL</u> <u>FY 22-23</u>	<u>ORIGINAL</u> <u>BUDGET</u> <u>FY 23-24</u>	<u>AMENDED</u> <u>BUDGET</u> <u>FY 23-24</u>	<u>TOTAL</u> <u>ESTIMATE</u> <u>FY 23-24</u>	<u>PROPOSED</u> <u>BUDGET</u> <u>FY 24-25</u>
<b>OPENING BALANCE</b>	\$14,971,507	\$12,378,304	\$467,530	\$10,143,373	\$10,143,373	\$0
<b>REVENUES</b>						
Rents, Royalties and Interest	60,656	462,651	229,470	229,470	512,845	224,570
Reimburse and Miscellaneous	0	8,336	8,336	8,336	8,336	0
<b>TOTAL REVENUES</b>	<b>60,656</b>	<b>470,987</b>	<b>237,806</b>	<b>237,806</b>	<b>521,181</b>	<b>224,570</b>
<b>TOTAL AVAILABLE</b>	<b>15,032,163</b>	<b>12,849,291</b>	<b>705,336</b>	<b>10,381,179</b>	<b>10,664,554</b>	<b>224,570</b>
<b>EXPENDITURES</b>						
<b>ADMINISTRATION</b>						
Contractual Services	0	0	0	28,913	0	0
<b>TOTAL ADMINISTRATION</b>	<b>0</b>	<b>0</b>	<b>0</b>	<b>28,913</b>	<b>0</b>	<b>0</b>
<b>TRAFFIC</b>						
Personnel Services	0	0	0	242	242	0
Materials and Supplies	0	0	0	7,400	7,400	0
Contractual Services	0	0	0	12,737	12,737	0
Capital Outlay	62,172	4,459	0	427,430	427,430	0
<b>TOTAL TRAFFIC</b>	<b>62,172</b>	<b>4,459</b>	<b>0</b>	<b>447,809</b>	<b>447,809</b>	<b>0</b>
<b>SIGNS/MARKINGS</b>						
Personnel Services	1,167	674	0	0	0	0
<b>TOTAL SIGNS/MARKINGS</b>	<b>1,167</b>	<b>674</b>	<b>0</b>	<b>0</b>	<b>0</b>	<b>0</b>
<b>STREET MAINTENANCE</b>						
Personnel Services	0	194	0	398	398	0
<b>TOTAL STREET MAINTENANCE</b>	<b>0</b>	<b>194</b>	<b>0</b>	<b>398</b>	<b>398</b>	<b>0</b>

**CITY OF LAREDO, TEXAS  
CAPITAL PROJECTS  
2021A CERTIFICATE OF OBLIGATION  
FY 2024 - 2025**

	<u>ACTUAL FY 21-22</u>	<u>ACTUAL FY 22-23</u>	<u>ORIGINAL BUDGET FY 23-24</u>	<u>AMENDED BUDGET FY 23-24</u>	<u>TOTAL ESTIMATE FY 23-24</u>	<u>PROPOSED BUDGET FY 24-25</u>
<b>STREET CONSTRUCTION</b>						
Personnel Services	249,139	105,160	0	70,282	64,161	0
<b>TOTAL STREET CONSTRUCTION</b>	<b>249,139</b>	<b>105,160</b>	<b>0</b>	<b>70,282</b>	<b>64,161</b>	<b>0</b>
<b>STREET CLEANING</b>						
Personnel Services	0	662	0	354	354	0
<b>TOTAL STREET CLEANING</b>	<b>0</b>	<b>662</b>	<b>0</b>	<b>354</b>	<b>354</b>	<b>0</b>
<b>SPECIAL CONSTR. PROJECTS</b>						
Contractual Services	0	0	0	340	340	0
Capital Outlay	0	0	0	73,560	80,368	0
<b>TOTAL SPECIAL CONSTR. PROJECTS</b>	<b>0</b>	<b>0</b>	<b>0</b>	<b>73,900</b>	<b>80,708</b>	<b>0</b>
<b>BOND FUNDED EMPLOYEES</b>						
Personnel Services	0	0	0	687	0	0
<b>TOTAL BOND FUNDED EMPLOYEES</b>	<b>0</b>	<b>0</b>	<b>0</b>	<b>687</b>	<b>0</b>	<b>0</b>
<b>CONSTRUCTION</b>						
Materials and Supplies	0	16,686	0	6,728	6,728	0
Capital Outlay	115,002	49,026	0	812,106	812,106	0
<b>TOTAL CONSTRUCTION</b>	<b>115,002</b>	<b>65,713</b>	<b>0</b>	<b>818,834</b>	<b>818,834</b>	<b>0</b>
<b>OTHER</b>						
Other Charges	0	0	697,000	257,245	1,027,248	224,570
Capital Outlay	0	0	0	87,579	87,579	0
<b>TOTAL OTHER</b>	<b>0</b>	<b>0</b>	<b>697,000</b>	<b>344,824</b>	<b>1,114,827</b>	<b>224,570</b>
<b>PARKS PROJECTS</b>						
Capital Outlay	0	0	0	182,486	211,399	0
<b>TOTAL PARKS PROJECTS</b>	<b>0</b>	<b>0</b>	<b>0</b>	<b>182,486</b>	<b>211,399</b>	<b>0</b>

**CITY OF LAREDO, TEXAS  
CAPITAL PROJECTS  
2021A CERTIFICATE OF OBLIGATION  
FY 2024 - 2025**

	<u>ACTUAL FY 21-22</u>	<u>ACTUAL FY 22-23</u>	<u>ORIGINAL BUDGET FY 23-24</u>	<u>AMENDED BUDGET FY 23-24</u>	<u>TOTAL ESTIMATE FY 23-24</u>	<u>PROPOSED BUDGET FY 24-25</u>
<b>2021A CERT. OF OBLIGATION</b>						
Materials and Supplies	0	10,995	0	0	0	0
Contractual Services	1,374	1,634	0	9,788	9,788	0
Capital Outlay	2,225,005	2,516,427	8,336	7,916,276	7,916,276	0
<b>TOTAL 2021A CERT. OF OBLIGATION</b>	<b>2,226,380</b>	<b>2,529,056</b>	<b>8,336</b>	<b>7,926,064</b>	<b>7,926,064</b>	<b>0</b>
<b>TOTAL EXPENDITURES</b>	<b>2,653,859</b>	<b>2,705,918</b>	<b>705,336</b>	<b>9,894,551</b>	<b>10,664,554</b>	<b>224,570</b>
<b>CLOSING BALANCE</b>	<b>\$12,378,304</b>	<b>\$10,143,373</b>	<b>\$0</b>	<b>\$486,628</b>	<b>\$0</b>	<b>\$0</b>

**CITY OF LAREDO, TEXAS  
CAPITAL PROJECTS  
2022 CERTIFICATE OF OBLIGATION  
FY 2024 - 2025**

	<u>ACTUAL FY 21-22</u>	<u>ACTUAL FY 22-23</u>	<u>ORIGINAL BUDGET FY 23-24</u>	<u>AMENDED BUDGET FY 23-24</u>	<u>TOTAL ESTIMATE FY 23-24</u>	<u>PROPOSED BUDGET FY 24-25</u>
<b>OPENING BALANCE</b>	<b>\$0</b>	<b>\$0</b>	<b>\$821,158</b>	<b>\$26,284,880</b>	<b>\$26,284,880</b>	<b>\$0</b>
<b>REVENUES</b>						
Rents, Royalties and Interest	0	2,992,072	614,100	614,100	1,210,667	578,930
Other Financing Sources	0	31,030,000	0	0	0	0
<b>TOTAL REVENUES</b>	<b>0</b>	<b>34,022,072</b>	<b>614,100</b>	<b>614,100</b>	<b>1,210,667</b>	<b>578,930</b>
<b>TOTAL AVAILABLE</b>	<b>0</b>	<b>34,022,072</b>	<b>1,435,258</b>	<b>26,898,980</b>	<b>27,495,547</b>	<b>578,930</b>
<b>EXPENDITURES</b>						
<b>TRAFFIC</b>						
Personnel Services	0	655	0	2,094	1,852	0
Contractual Services	0	0	0	14,855	12,994	0
Capital Outlay	0	287,042	0	788,974	789,672	0
<b>TOTAL TRAFFIC</b>	<b>0</b>	<b>287,697</b>	<b>0</b>	<b>805,923</b>	<b>804,518</b>	<b>0</b>
<b>STREET MAINTENANCE</b>						
Personnel Services	0	1,981	0	2,997	2,424	0
<b>TOTAL STREET MAINTENANCE</b>	<b>0</b>	<b>1,981</b>	<b>0</b>	<b>2,997</b>	<b>2,424</b>	<b>0</b>
<b>STREET CONSTRUCTION</b>						
Personnel Services	0	35,146	0	8,437	8,437	0
<b>TOTAL STREET CONSTRUCTION</b>	<b>0</b>	<b>35,146</b>	<b>0</b>	<b>8,437</b>	<b>8,437</b>	<b>0</b>
<b>STREET CLEANING</b>						
Personnel Services	0	3,633	0	5,058	5,056	0
<b>TOTAL STREET CLEANING</b>	<b>0</b>	<b>3,633</b>	<b>0</b>	<b>5,058</b>	<b>5,056</b>	<b>0</b>

**CITY OF LAREDO, TEXAS**  
**CAPITAL PROJECTS**  
**2022 CERTIFICATE OF OBLIGATION**  
**FY 2024 - 2025**

	<u>ACTUAL</u> <u>FY 21-22</u>	<u>ACTUAL</u> <u>FY 22-23</u>	<u>ORIGINAL</u> <u>BUDGET</u> <u>FY 23-24</u>	<u>AMENDED</u> <u>BUDGET</u> <u>FY 23-24</u>	<u>TOTAL</u> <u>ESTIMATE</u> <u>FY 23-24</u>	<u>PROPOSED</u> <u>BUDGET</u> <u>FY 24-25</u>
<b>SPECIAL CONSTR. PROJECTS</b>						
Materials and Supplies	0	0	0	1,020	0	0
Contractual Services	0	0	0	3,230	3,230	0
Capital Outlay	0	23,280	0	336,200	336,200	0
<b>TOTAL SPECIAL CONSTR. PROJECTS</b>	<b>0</b>	<b>23,280</b>	<b>0</b>	<b>340,450</b>	<b>339,430</b>	<b>0</b>
<b>CONSTRUCTION</b>						
Capital Outlay	0	3,445	0	547,242	539,652	0
<b>TOTAL CONSTRUCTION</b>	<b>0</b>	<b>3,445</b>	<b>0</b>	<b>547,242</b>	<b>539,652</b>	<b>0</b>
<b>OTHER</b>						
Materials and Supplies	0	39,316	0	4,336	4,336	0
Contractual Services	0	2,283	0	1,284	1,284	0
Other Charges	0	0	1,435,258	2,892,970	4,659,480	578,930
Capital Outlay	0	6,381,055	0	7,469,384	7,479,974	0
Debt Service	0	336,198	0	0	0	0
<b>TOTAL OTHER</b>	<b>0</b>	<b>6,758,851</b>	<b>1,435,258</b>	<b>10,367,974</b>	<b>12,145,074</b>	<b>578,930</b>
<b>PARKS PROJECTS</b>						
Capital Outlay	0	53,870	0	140,488	140,488	0
<b>TOTAL PARKS PROJECTS</b>	<b>0</b>	<b>53,870</b>	<b>0</b>	<b>140,488</b>	<b>140,488</b>	<b>0</b>
<b>STREET PROJECTS</b>						
Capital Outlay	0	569,287	0	7,898,308	7,898,308	0
<b>TOTAL STREET PROJECTS</b>	<b>0</b>	<b>569,287</b>	<b>0</b>	<b>7,898,308</b>	<b>7,898,308</b>	<b>0</b>

**CITY OF LAREDO, TEXAS  
CAPITAL PROJECTS  
2022 CERTIFICATE OF OBLIGATION  
FY 2024 - 2025**

	<u>ACTUAL FY 21-22</u>	<u>ACTUAL FY 22-23</u>	<u>ORIGINAL BUDGET FY 23-24</u>	<u>AMENDED BUDGET FY 23-24</u>	<u>TOTAL ESTIMATE FY 23-24</u>	<u>PROPOSED BUDGET FY 24-25</u>
<b>BUILDING IMPROVEMENTS</b>						
Contractual Services	0	0	0	765,000	765,000	0
Capital Outlay	0	0	0	4,847,160	4,847,160	0
<b>TOTAL BUILDING IMPROVEMENTS</b>	<b>0</b>	<b>0</b>	<b>0</b>	<b>5,612,160</b>	<b>5,612,160</b>	<b>0</b>
<b>TOTAL EXPENDITURES</b>	<b>0</b>	<b>7,737,192</b>	<b>1,435,258</b>	<b>25,729,037</b>	<b>27,495,547</b>	<b>578,930</b>
<b>CLOSING BALANCE</b>	<b>\$0</b>	<b>\$26,284,880</b>	<b>\$0</b>	<b>\$1,169,943</b>	<b>\$0</b>	<b>\$0</b>

**CITY OF LAREDO, TEXAS**  
**CAPITAL PROJECTS**  
**2023 CERTIFICATE OF OBLIGATION**  
**FY 2024 - 2025**

	<u>ACTUAL</u> FY 21-22	<u>ACTUAL</u> FY 22-23	<u>ORIGINAL</u> BUDGET FY 23-24	<u>AMENDED</u> BUDGET FY 23-24	<u>TOTAL</u> ESTIMATE FY 23-24	<u>PROPOSED</u> BUDGET FY 24-25
<b>OPENING BALANCE</b>	\$0	\$0	\$0	\$0	\$0	\$0
<b>REVENUES</b>						
Rents, Royalties and Interest	0	0	0	1,413,374	3,169,254	879,090
Other Financing Sources	0	0	0	39,000,000	39,000,000	0
<b>TOTAL REVENUES</b>	<b>0</b>	<b>0</b>	<b>0</b>	<b>40,413,374</b>	<b>42,169,254</b>	<b>879,090</b>
<b>TOTAL AVAILABLE</b>	<b>0</b>	<b>0</b>	<b>0</b>	<b>40,413,374</b>	<b>42,169,254</b>	<b>879,090</b>
<b>EXPENDITURES</b>						
<b>ADMIN/TRAINING/I.A.</b>						
Capital Outlay	0	0	0	7,904,920	7,904,920	0
<b>TOTAL ADMIN/TRAINING/I.A.</b>	<b>0</b>	<b>0</b>	<b>0</b>	<b>7,904,920</b>	<b>7,904,920</b>	<b>0</b>
<b>ADMINISTRATION</b>						
Other Charges	0	0	0	85,861	85,861	0
Capital Outlay	0	0	0	11,987,312	11,987,312	0
<b>TOTAL ADMINISTRATION</b>	<b>0</b>	<b>0</b>	<b>0</b>	<b>12,073,173</b>	<b>12,073,173</b>	<b>0</b>
<b>TRAFFIC</b>						
Materials and Supplies	0	0	0	14,755	10,975	0
Contractual Services	0	0	0	3,000	3,000	0
Capital Outlay	0	0	0	9,139,574	9,133,574	0
<b>TOTAL TRAFFIC</b>	<b>0</b>	<b>0</b>	<b>0</b>	<b>9,157,329</b>	<b>9,147,549</b>	<b>0</b>
<b>STREET CONSTRUCTION</b>						
Personnel Services	0	0	0	9,884	2,526	0
<b>TOTAL STREET CONSTRUCTION</b>	<b>0</b>	<b>0</b>	<b>0</b>	<b>9,884</b>	<b>2,526</b>	<b>0</b>



**CITY OF LAREDO, TEXAS  
CAPITAL PROJECTS  
2023 CERTIFICATE OF OBLIGATION  
FY 2024 - 2025**

	<u>ACTUAL FY 21-22</u>	<u>ACTUAL FY 22-23</u>	<u>ORIGINAL BUDGET FY 23-24</u>	<u>AMENDED BUDGET FY 23-24</u>	<u>TOTAL ESTIMATE FY 23-24</u>	<u>PROPOSED BUDGET FY 24-25</u>
<b>BUILDING REHAB</b>						
Personnel Services	0	0	0	4,974	4,974	0
<b>TOTAL BUILDING REHAB</b>	<b>0</b>	<b>0</b>	<b>0</b>	<b>4,974</b>	<b>4,974</b>	<b>0</b>
<b>SPECIAL CONSTR. PROJECTS</b>						
Contractual Services	0	0	0	70,000	0	0
Capital Outlay	0	0	0	496,687	491,987	0
<b>TOTAL SPECIAL CONSTR. PROJECTS</b>	<b>0</b>	<b>0</b>	<b>0</b>	<b>566,687</b>	<b>491,987</b>	<b>0</b>
<b>CONSTRUCTION</b>						
Other Charges	0	0	0	800,000	800,000	0
Capital Outlay	0	0	0	1,705,742	1,705,742	0
<b>TOTAL CONSTRUCTION</b>	<b>0</b>	<b>0</b>	<b>0</b>	<b>2,505,742</b>	<b>2,505,742</b>	<b>0</b>
<b>TELECOMMUNICATION</b>						
Capital Outlay	0	0	0	1,250,000	1,250,000	0
<b>TOTAL TELECOMMUNICATION</b>	<b>0</b>	<b>0</b>	<b>0</b>	<b>1,250,000</b>	<b>1,250,000</b>	<b>0</b>
<b>ADMINISTRATION</b>						
Other Charges	0	0	0	395,838	395,838	0
Capital Outlay	0	0	0	104,162	104,162	0
<b>TOTAL ADMINISTRATION</b>	<b>0</b>	<b>0</b>	<b>0</b>	<b>500,000</b>	<b>500,000</b>	<b>0</b>
<b>ANIMAL CARE &amp; FACILITY</b>						
Other Charges	0	0	0	1,000,000	1,000,000	0
<b>TOTAL ANIMAL CARE &amp; FACILITY</b>	<b>0</b>	<b>0</b>	<b>0</b>	<b>1,000,000</b>	<b>1,000,000</b>	<b>0</b>

**CITY OF LAREDO, TEXAS  
CAPITAL PROJECTS  
2023 CERTIFICATE OF OBLIGATION  
FY 2024 - 2025**

	<u>ACTUAL FY 21-22</u>	<u>ACTUAL FY 22-23</u>	<u>ORIGINAL BUDGET FY 23-24</u>	<u>AMENDED BUDGET FY 23-24</u>	<u>TOTAL ESTIMATE FY 23-24</u>	<u>PROPOSED BUDGET FY 24-25</u>
<b>OTHER</b>						
Contractual Services	0	0	0	2,000	2,000	0
Other Charges	0	0	0	5,027,291	6,875,009	879,090
Debt Service	0	0	0	411,374	411,374	0
<b>TOTAL OTHER</b>	<b>0</b>	<b>0</b>	<b>0</b>	<b>5,440,665</b>	<b>7,288,383</b>	<b>879,090</b>
<b>TOTAL EXPENDITURES</b>	<b>0</b>	<b>0</b>	<b>0</b>	<b>40,413,374</b>	<b>42,169,254</b>	<b>879,090</b>
<b>CLOSING BALANCE</b>	<b>\$0</b>	<b>\$0</b>	<b>\$0</b>	<b>\$0</b>	<b>\$0</b>	<b>\$0</b>



**CITY OF LAREDO  
PROPOSED WAGE SCHEDULE  
EFFECTIVE OCTOBER 1, 2024**

	<b>Grade</b>	<b>Minimum</b>	<b>Midpoint</b>	<b>Maximum</b>
<b>HOURLY</b>	<b>201</b>	13.47	16.84	20.21
<b>BI-WEEKLY</b>		1,077.79	1,347.20	1,616.80
<b>MONTHLY</b>		2,335.22	2,918.93	3,503.07
<b>ANNUAL</b>		28,022.59	35,027.20	42,036.80
<b>HOURLY</b>	<b>202</b>	14.55	18.19	21.83
<b>BI-WEEKLY</b>		1,164.00	1,455.20	1,746.40
<b>MONTHLY</b>		2,522.00	3,152.93	3,783.87
<b>ANNUAL</b>		30,264.00	37,835.20	45,406.40
<b>HOURLY</b>	<b>203</b>	15.71	19.64	23.57
<b>BI-WEEKLY</b>		1,256.80	1,571.20	1,885.60
<b>MONTHLY</b>		2,723.07	3,404.27	4,085.47
<b>ANNUAL</b>		32,676.80	40,851.20	49,025.60
<b>HOURLY</b>	<b>204</b>	17.12	21.40	25.68
<b>BI-WEEKLY</b>		1,369.60	1,712.00	2,054.40
<b>MONTHLY</b>		2,967.47	3,709.33	4,451.20
<b>ANNUAL</b>		35,609.60	44,512.00	53,414.40
<b>HOURLY</b>	<b>205</b>	18.66	23.33	27.99
<b>BI-WEEKLY</b>		1,492.80	1,866.40	2,239.20
<b>MONTHLY</b>		3,234.40	4,043.87	4,851.60
<b>ANNUAL</b>		38,812.80	48,526.40	58,219.20
<b>HOURLY</b>	<b>206</b>	20.34	25.43	30.51
<b>BI-WEEKLY</b>		1,627.20	2,034.40	2,440.80
<b>MONTHLY</b>		3,525.60	4,407.87	5,288.40
<b>ANNUAL</b>		42,307.20	52,894.40	63,460.80
<b>HOURLY</b>	<b>207</b>	22.17	27.72	33.26
<b>BI-WEEKLY</b>		1,773.60	2,217.60	2,660.80
<b>MONTHLY</b>		3,842.80	4,804.80	5,765.07
<b>ANNUAL</b>		46,113.60	57,657.60	69,180.80
<b>HOURLY</b>	<b>208</b>	24.17	30.22	36.26
<b>BI-WEEKLY</b>		1,933.60	2,417.60	2,900.80
<b>MONTHLY</b>		4,189.47	5,238.13	6,285.07
<b>ANNUAL</b>		50,273.60	62,857.60	75,420.80
<b>HOURLY</b>	<b>209</b>	26.59	33.24	39.89
<b>BI-WEEKLY</b>		2,127.20	2,659.20	3,191.20
<b>MONTHLY</b>		4,608.93	5,761.60	6,914.27
<b>ANNUAL</b>		55,307.20	69,139.20	82,971.20

**CITY OF LAREDO  
PROPOSED WAGE SCHEDULE  
EFFECTIVE OCTOBER 1, 2024**

	<b>Grade</b>	<b>Minimum</b>	<b>Midpoint</b>	<b>Maximum</b>
<b>HOURLY</b>	<b>210</b>	29.25	36.57	43.88
<b>BI-WEEKLY</b>		2,340.00	2,925.60	3,510.40
<b>MONTHLY</b>		5,070.00	6,338.80	7,605.87
<b>ANNUAL</b>		60,840.00	76,065.60	91,270.40
<b>HOURLY</b>	<b>211</b>	32.18	40.23	48.27
<b>BI-WEEKLY</b>		2,574.40	3,218.40	3,861.60
<b>MONTHLY</b>		5,577.87	6,973.20	8,366.80
<b>ANNUAL</b>		66,934.40	83,678.40	100,401.60
<b>HOURLY</b>	<b>212</b>	35.72	44.65	53.58
<b>BI-WEEKLY</b>		2,857.60	3,572.00	4,286.40
<b>MONTHLY</b>		6,191.47	7,739.33	9,287.20
<b>ANNUAL</b>		74,297.60	92,872.00	111,446.40
<b>HOURLY</b>	<b>213</b>	39.65	49.57	59.48
<b>BI-WEEKLY</b>		3,172.00	3,965.60	4,758.40
<b>MONTHLY</b>		6,872.67	8,592.13	10,309.87
<b>ANNUAL</b>		82,472.00	103,105.60	123,718.40
<b>HOURLY</b>	<b>214</b>	44.01	55.02	66.02
<b>BI-WEEKLY</b>		3,520.80	4,401.60	5,281.60
<b>MONTHLY</b>		7,628.40	9,536.80	11,443.47
<b>ANNUAL</b>		91,540.80	114,441.60	137,321.60
<b>HOURLY</b>	<b>215</b>	48.85	61.07	73.28
<b>BI-WEEKLY</b>		3,908.00	4,885.60	5,862.40
<b>MONTHLY</b>		8,467.33	10,585.47	12,701.87
<b>ANNUAL</b>		101,608.00	127,025.60	152,422.40
<b>HOURLY</b>	<b>216</b>	54.22	67.78	81.33
<b>BI-WEEKLY</b>		4,337.60	5,422.40	6,506.40
<b>MONTHLY</b>		9,398.13	11,748.53	14,097.20
<b>ANNUAL</b>		112,777.60	140,982.40	169,166.40
<b>HOURLY</b>	<b>217</b>	60.73	75.92	91.10
<b>BI-WEEKLY</b>		4,858.40	6,073.60	7,288.00
<b>MONTHLY</b>		10,526.53	13,159.47	15,790.67
<b>ANNUAL</b>		126,318.40	157,913.60	189,488.00
<b>HOURLY</b>	<b>218</b>	68.02	85.03	102.03
<b>BI-WEEKLY</b>		5,441.60	6,802.40	8,162.40
<b>MONTHLY</b>		11,790.13	14,738.53	17,685.20
<b>ANNUAL</b>		141,481.60	176,862.40	212,222.40

**CITY OF LAREDO**  
**FULL-TIME EQUIVALENT POSITION LISTING**

DEPT. DIV.	DIVISION NAME	POSITION TITLE	GRADE	AMENDED FY 21-22	AMENDED FY 22-23	ADOPTED FY 23-24	AMENDED FY 23-24	PROPOSED FY 24-25
1101	City Council District 1	Council Member	65	1	1	1	1	1
1102	City Council District 2	Council Member	65	1	1	1	1	1
1103	City Council District 3	Council Member	65	1	1	1	1	1
1104	City Council District 4	Council Member	65	1	1	1	1	1
1105	City Council District 5	Council Member	65	1	1	1	1	1
1106	City Council District 6	Council Member	65	1	1	1	1	1
1107	City Council District 7	Council Member	65	1	1	1	1	1
1108	City Council District 8	Council Member	65	1	1	1	1	1
1109	Mayor	Mayor	65	1	1	1	1	1
	<b>Mayor &amp; City Council Total</b>			<b>9</b>	<b>9</b>	<b>9</b>	<b>9</b>	<b>9</b>
1120	Internal Audit	Internal Auditor	R43	1	1	1	1	0
1120	Internal Audit	Senior Auditor	209	2	2	2	0	0
1120	Internal Audit	Auditor II	209	0	0	0	2	0
1120	Internal Audit	Auditor I	208	0	0	0	2	0
1120	Internal Audit	Auditor	207	2	2	2	0	0
	<b>Internal Audit Total</b>			<b>5</b>	<b>5</b>	<b>5</b>	<b>5</b>	<b>0</b>
1200	City Manager	Deputy City Manager	R47	1	1	1	1	1
1200	City Manager	Assistant City Manager	R46	2	2	2	2	2
1200	City Manager	City Manager	50	1	1	1	1	1
1200	City Manager	Executive Asst. to the City Manager	212	0	0	0	0	1
1200	City Manager	Legislative Assistant	208	0	0	0	0	1
1200	City Manager	Sr. Administrative Assistant	207	1	1	1	1	0
1200	City Manager	Administrative Assistant to the City Manager	207	1	1	1	1	1
1200	City Manager	Senior Office Assistant	202	1	1	1	1	1
1200	City Manager	Project Specialist	201	1	1	1	1	1
	<b>City Manager Total</b>			<b>8</b>	<b>8</b>	<b>8</b>	<b>8</b>	<b>9</b>
1225	Council Support	Executive Asst. to the City Manager	212	1	1	1	1	0
1225	Council Support	Legislative Assistant	208	1	1	1	1	0
1225	Council Support	Sr. City Council Assistant	208	1	0	0	0	0
1225	Council Support	City Council Assistant	207	4	5	5	5	5
1225	Council Support	Maintenance Worker	203	1	1	1	1	0
	<b>Council Support Total</b>			<b>8</b>	<b>8</b>	<b>8</b>	<b>8</b>	<b>5</b>
1230	Public Information	Public Information Manager	211	1	1	1	1	1
1230	Public Information	Public Information Specialist	209	3	4	4	4	4
	<b>Public Information Total</b>			<b>4</b>	<b>5</b>	<b>5</b>	<b>5</b>	<b>5</b>
1240	Public Access Center	Public Access-Media Services Manager	211	1	1	1	1	1
1240	Public Access Center	Sr. Administrative Assistant	207	0	1	1	1	1
1240	Public Access Center	Audio Visual Technician Supervisor	206	1	1	1	1	1
1240	Public Access Center	Audio Visual Technician I	205	2	2	2	2	2
1240	Public Access Center	Administrative Assistant	205	1	0	0	0	0
	<b>Public Access Center Total</b>			<b>5</b>	<b>5</b>	<b>5</b>	<b>5</b>	<b>5</b>
1250	City Hall Maintenance	Building Maintenance Supervisor	207	0	0	0	0	1
1250	City Hall Maintenance	Maintenance Worker	203	0	0	0	0	1
1250	City Hall Maintenance	Building Maintenance Worker	202	0	0	0	0	1
1250	City Hall Maintenance	Custodian	201	0	0	0	0	2
	<b>City Hall Maintenance Total</b>			<b>5</b>	<b>5</b>	<b>5</b>	<b>0</b>	<b>5</b>
1270	311 Program	Customer Service Coordinator	208	0	0	1	1	1
1270	311 Program	Customer Service Representative I	202	0	0	8	8	8
1270	311 Program	Custodian (PT W/O Benefits)	201	0	0	0.48	0.48	0.48
	<b>311 Program Total</b>			<b>0</b>	<b>0</b>	<b>9.48</b>	<b>9.48</b>	<b>9.48</b>
1300	Budget	Budget Director	R43	1	1	1	1	1
1300	Budget	Budget & Grants Manager	212	0	1	1	1	1
1300	Budget	Budget Analyst II	208	2	0	0	0	0
1300	Budget	Budget Analyst I	205	2	3	3	3	3
1300	Budget	Administrative Assistant	205	1	1	1	1	1
	<b>Budget Total</b>			<b>6</b>	<b>6</b>	<b>6</b>	<b>6</b>	<b>6</b>
1400	Municipal Court	Municipal Court Clerk	R43	1	1	1	1	1
1400	Municipal Court	Deputy Municipal Court Clerk II	210	1	1	1	1	1
1400	Municipal Court	Deputy Court Clerk	209	0	0	0	2	2
1400	Municipal Court	Deputy Court Clerk	208	2	2	2	0	0
1400	Municipal Court	Juvenile Case Manager	207	1	1	1	1	1
1400	Municipal Court	Senior Assistant Court Clerk	207	0	0	0	2	2
1400	Municipal Court	Municipal Court Coordinator	206	1	1	1	1	1
1400	Municipal Court	Assistant Court Clerk	206	17	17	17	17	17
1400	Municipal Court	Bailiff	205	2	2	2	2	2
1400	Municipal Court	Administrative Assistant	205	1	1	1	1	1
1400	Municipal Court	Paralegal	204	1	2	2	0	0

**CITY OF LAREDO**  
**FULL-TIME EQUIVALENT POSITION LISTING**

DEPT. DIV.	DIVISION NAME	POSITION TITLE	GRADE	AMENDED FY 21-22	AMENDED FY 22-23	ADOPTED FY 23-24	AMENDED FY 23-24	PROPOSED FY 24-25
1400	Municipal Court	Custodian	201	1	1	1	1	1
1400	Municipal Court	Municipal Court Judge	19	1	1	1	1	1
1400	Municipal Court	Associate Municipal Court Judge (2 @.50)	18	1	1	1	1	1
	<b>Municipal Court Total</b>			<b>30</b>	<b>31</b>	<b>31</b>	<b>31</b>	<b>31</b>
1510	Building Inspections	Building Development Services Director	R43	1	1	1	1	0
1510	Building Inspections	Building Official	212	1	1	1	1	0
1510	Building Inspections	Operations Manager, Admin.	212	1	1	1	1	0
1510	Building Inspections	Building Inspection Superintendent	211	1	1	1	1	0
1510	Building Inspections	Building Plans Examiner II	207	2	1	0	0	0
1510	Building Inspections	Electrical Inspector II	207	1	1	1	1	0
1510	Building Inspections	Sr. Administrative Assistant	207	1	1	1	1	0
1510	Building Inspections	Redevelopment Coordinator	206	1	0	0	0	0
1510	Building Inspections	Mechanical Inspector	206	0	0	0	1	0
1510	Building Inspections	Plumbing Inspector II	206	2	2	2	2	0
1510	Building Inspections	Building Inspector	206	3	6	6	5	0
1510	Building Inspections	Electrical Inspector I	206	2	2	2	2	0
1510	Building Inspections	Plumbing Inspector I	205	1	1	1	1	0
1510	Building Inspections	Administrative Assistant	205	2	2	2	2	0
1510	Building Inspections	Senior Office Assistant	202	4	4	4	4	0
1510	Building Inspections	Customer Service Representative I	202	1	1	1	1	0
1510	Building Inspections	Project Specialist	201	0	1	1	1	0
1510	Building Inspections	Custodian	201	1	1	1	1	0
	<b>Building Inspections Total</b>			<b>25</b>	<b>27</b>	<b>26</b>	<b>26</b>	<b>0</b>
1515	Development Review	Engineering Associate II	211	2	1	1	0	0
1515	Development Review	Building Plans Examiner Supervisor	209	2	2	2	2	0
1515	Development Review	Sr. Administrative Assistant	207	0	0	0	1	0
1515	Development Review	Building Plans Examiner II	207	3	4	5	5	0
1515	Development Review	Building Inspector	206	1	0	0	0	0
1515	Development Review	Building Plans Examiner I	205	2	2	2	2	0
	<b>Development Review Total</b>			<b>10</b>	<b>9</b>	<b>10</b>	<b>10</b>	<b>0</b>
1520	Code Enforcement	Zoning Enforcement Supervisor	209	1	1	1	1	0
1520	Code Enforcement	Zoning Enforcement Officer I	203	5	5	5	5	0
	<b>Code Enforcement Total</b>			<b>6</b>	<b>6</b>	<b>6</b>	<b>6</b>	<b>0</b>
1530	Public Right of Way	Utilities Coordination Manager	209	1	1	1	1	0
1530	Public Right of Way	Construction Inspector	206	2	2	2	2	0
1530	Public Right of Way	Street Cut Inspector	206	3	3	3	3	0
	<b>Public Right of Way Total</b>			<b>6</b>	<b>6</b>	<b>6</b>	<b>6</b>	<b>0</b>
1535	Geographic Info System	GIS Analyst	208	1	1	1	1	0
	<b>Geographic Info System Total</b>			<b>1</b>	<b>1</b>	<b>1</b>	<b>1</b>	<b>0</b>
1610	City Attorney	City Attorney	R45	1	1	1	1	1
1610	City Attorney	Assistant City Attorney I	R40	1	0	0	0	0
1610	City Attorney	First Assistant City Attorney	215	0	1	1	1	1
1610	City Attorney	Assistant City Attorney III	214	6	6	6	6	6
1610	City Attorney	Sr. Administrative Assistant	207	1	1	1	1	1
1610	City Attorney	Senior Paralegal	206	1	1	1	1	1
1610	City Attorney	Administrative Assistant	205	1	1	1	1	1
	<b>City Attorney Total</b>			<b>11</b>	<b>11</b>	<b>11</b>	<b>11</b>	<b>11</b>
1700	City Secretary	City Secretary	R43	1	1	1	1	1
1700	City Secretary	Deputy City Secretary II	R27	1	0	0	0	0
1700	City Secretary	Sr. Administrative Assistant	207	0	1	1	1	1
1700	City Secretary	Micro Computer Specialist	205	1	1	1	1	1
1700	City Secretary	Senior Deputy City Secretary	204	2	1	1	1	1
1700	City Secretary	Senior Office Assistant	202	0	1	1	1	1
	<b>City Secretary Total</b>			<b>5</b>	<b>5</b>	<b>5</b>	<b>5</b>	<b>5</b>
1730	City Hall Maintenance	Building Maintenance Supervisor	207	1	1	1	1	0
1730	City Hall Maintenance	Maintenance Worker	203	1	1	1	1	0
1730	City Hall Maintenance	Building Maintenance Worker	202	1	1	1	1	0
1730	City Hall Maintenance	Custodian	201	2	2	2	2	0
	<b>City Hall Maintenance Total</b>			<b>5</b>	<b>5</b>	<b>5</b>	<b>5</b>	<b>0</b>
1810	Tax Office	Tax Assessor/Collector	R43	1	1	1	1	1
1810	Tax Office	Assistant Tax Collector	211	1	1	1	1	1
1810	Tax Office	Property Tax Supervisor	208	1	1	1	1	1
1810	Tax Office	Teller Supervisor	207	2	2	2	2	2
1810	Tax Office	Sr. Administrative Assistant	207	1	1	1	1	1
1810	Tax Office	Facilities Security Coordinator	206	1	1	1	1	1
1810	Tax Office	Revenue Collection Officer	205	1	1	1	1	1
1810	Tax Office	Administrative Assistant	205	1	1	1	1	1

**CITY OF LAREDO**  
**FULL-TIME EQUIVALENT POSITION LISTING**

DEPT. DIV.	DIVISION NAME	POSITION TITLE	GRADE	AMENDED FY 21-22	AMENDED FY 22-23	ADOPTED FY 23-24	AMENDED FY 23-24	PROPOSED FY 24-25
1810	Tax Office	Customer Svc. Representative II	204	2	2	2	2	2
1810	Tax Office	Cashier Teller II	204	1	1	1	1	1
1810	Tax Office	Cashier Teller I	203	4	4	4	4	4
1810	Tax Office	Customer Service Representative I	202	2	2	2	2	2
	<b>Tax Office Total</b>			<b>18</b>	<b>18</b>	<b>18</b>	<b>18</b>	<b>18</b>
1910	Accounting	Financial Services Director	R43	1	1	1	1	1
1910	Accounting	Senior Accounting Technician	R29	1	0	0	0	0
1910	Accounting	Ass't Director, Financial Svc.	216	1	1	1	1	1
1910	Accounting	Financial Services Administrator	214	0	0	0	1	1
1910	Accounting	Accounting Manager	212	1	1	1	1	1
1910	Accounting	Accounting Supervisor	211	2	1	1	1	1
1910	Accounting	Accountant III	210	0	0	0	0	0
1910	Accounting	Accountant II	209	0	0	0	1	1
1910	Accounting	Accountant I	207	0	0	0	3	3
1910	Accounting	Accountant I	206	4	5	5	0	0
1910	Accounting	Administrative Assistant	205	3	4	4	4	4
1910	Accounting	Senior Office Assistant	202	2	2	2	2	2
	<b>Accounting Total</b>			<b>15</b>	<b>15</b>	<b>15</b>	<b>15</b>	<b>15</b>
1920	Purchasing	Purchasing Agent	212	1	1	1	1	1
1920	Purchasing	Sr. Administrative Assistant	207	2	2	2	2	2
1920	Purchasing	Buyer II	205	3	3	3	4	4
1920	Purchasing	Buyer I	201	1	1	1	0	0
	<b>Purchasing Total</b>			<b>7</b>	<b>7</b>	<b>7</b>	<b>7</b>	<b>7</b>
1930	Payroll	Payroll Manager	211	1	1	1	1	1
1930	Payroll	Payroll Specialist	206	2	2	2	2	2
	<b>Payroll Total</b>			<b>3</b>	<b>3</b>	<b>3</b>	<b>3</b>	<b>3</b>
1960	Accounts Payable	Accounts Payable Supervisor	211	1	1	1	1	1
1960	Accounts Payable	Administrative Assistant	205	1	1	1	1	1
1960	Accounts Payable	Office Assistant	201	4	4	4	4	4
	<b>Accounts Payable Total</b>			<b>6</b>	<b>6</b>	<b>6</b>	<b>6</b>	<b>6</b>
2010	Administration	Human Resources Director	R43	1	1	1	1	1
2010	Administration	Council Liaison	R46	0	1	1	0	0
2010	Administration	Project Construction Coordinator	R38	0	1	1	1	0
2010	Administration	Management Fellowship	R36	0	0	0	0	0
2010	Administration	Human Resources Project Manager	210	1	1	1	1	1
2010	Administration	Sr. Administrative Assistant	207	1	1	1	1	1
2010	Administration	Human Resources Assistant	203	1	1	1	0	1
	<b>Administration Total</b>			<b>3</b>	<b>5</b>	<b>5</b>	<b>4</b>	<b>4</b>
2015	Civil Service	Civil Service & Retirement Manager	212	1	1	1	1	1
2015	Civil Service	Senior Retirement Service Analyst	209	1	1	1	1	1
2015	Civil Service	Civil Service Specialist	205	1	1	1	2	2
	<b>Civil Service Total</b>			<b>4</b>	<b>4</b>	<b>4</b>	<b>4</b>	<b>4</b>
2025	Recruitment & HRIS	Management Fellowship	R36	2	0	0	0	0
2025	Recruitment & HRIS	Administrative Intern (2@.35)	R29	0.7	0.7	0.7	0.7	0.7
2025	Recruitment & HRIS	Clerk (CO-OP/ICT)	R20	1.75	1.27	1.27	1.27	0
2025	Recruitment & HRIS	Assistant Director, Human Resources	216	0	0	0	1	1
2025	Recruitment & HRIS	Talent Management & HRIS Manager	212	1	1	1	1	1
2025	Recruitment & HRIS	Senior HRIS Analyst	209	2	2	2	2	2
2025	Recruitment & HRIS	HR Senior Recruiter	208	2	2	2	2	2
2025	Recruitment & HRIS	Human Resources Specialist, HRIS	205	1	1	1	1	1
2025	Recruitment & HRIS	HR Recruiter	205	1	1	1	1	1
2025	Recruitment & HRIS	Human Resources Assistant	203	1	1	1	1	0
2025	Recruitment & HRIS	Custodian (1@.48 PT W/O Benefits)	201	0	0.48	0	0	0
2025	Recruitment & HRIS	Playground Assistant (CO-OP)	201	1.75	1.75	1.75	1.75	0
	<b>Recruitment &amp; HRIS Total</b>			<b>14.2</b>	<b>12.2</b>	<b>11.72</b>	<b>12.72</b>	<b>8.7</b>
2035	Self Insurance	Senior Benefits Analyst	R35	1	0	0	0	0
2035	Self Insurance	Health & Benefits Manager	212	1	1	1	1	1
2035	Self Insurance	Senior H.R Analyst, Benefits	210	0	1	1	1	1
2035	Self Insurance	Benefits Assistant II	208	0	0	0	1	1
2035	Self Insurance	Benefits Assistant	205	3	3	3	2	2
2035	Self Insurance	Administrative Assistant	205	0	1	1	1	1
2035	Self Insurance	Senior Office Assistant	202	0	0	0	0	1
	<b>Self Insurance Total</b>			<b>5</b>	<b>6</b>	<b>6</b>	<b>6</b>	<b>7</b>
2055	Emp. Relations/ L&D	Employee Relations/Learning & Development Manager	212	1	1	1	1	1
2055	Emp. Relations/ L&D	Employee Relations Specialist	206	0	0	0	0	1
	<b>Emp. Relations/ L&amp;D Total</b>			<b>1</b>	<b>1</b>	<b>1</b>	<b>1</b>	<b>2</b>
2060	Risk Management	Risk Management Manager	212	1	1	1	1	1



**CITY OF LAREDO**  
**FULL-TIME EQUIVALENT POSITION LISTING**

DEPT. DIV.	DIVISION NAME	POSITION TITLE	GRADE	AMENDED FY 21-22	AMENDED FY 22-23	ADOPTED FY 23-24	AMENDED FY 23-24	PROPOSED FY 24-25
2060	Risk Management	RN, Nurse Practitioner Supervisor	212	1	1	1	1	1
2060	Risk Management	Senior Risk Analyst	207	1	1	1	1	1
2060	Risk Management	Senior Safety & Loss Specialist	207	3	3	4	4	4
2060	Risk Management	Employee Relations Specialist	206	1	1	1	1	1
2060	Risk Management	Human Resources Spec., Ins. & Risk	205	1	1	1	1	1
2060	Risk Management	HR Recruiter	205	1	1	1	1	1
2060	Risk Management	Safety Specialist	205	0	0	1	1	1
2060	Risk Management	Custodian	201	0	1	1	1	1
	<b>Risk Management Total</b>			<b>9</b>	<b>10</b>	<b>12</b>	<b>12</b>	<b>12</b>
2062	Employee Health & Wellness	Employee Health & Wellness Manager	212	1	1	1	1	1
2062	Employee Health & Wellness	Registered Nurse II	210	3	3	3	3	3
2062	Employee Health & Wellness	Sr. Administrative Assistant	207	1	1	1	1	1
2062	Employee Health & Wellness	Medical Office Assistant II	205	2	2	2	3	3
2062	Employee Health & Wellness	Senior Office Assistant	202	1	2	2	1	1
2062	Employee Health & Wellness	Custodian	201	1	0	0	0	0
	<b>Employee Health &amp; Wellness Total</b>			<b>9</b>	<b>9</b>	<b>9</b>	<b>9</b>	<b>9</b>
2110	Planning	Planning Director	R43	1	1	1	1	1
2110	Planning	Assistant Director, Planning	214	1	1	1	1	1
2110	Planning	Planner IV	210	2	1	1	1	1
2110	Planning	Planner III	209	2	2	1	0	0
2110	Planning	Planner II	208	3	3	3	4	4
2110	Planning	GIS Analyst	208	0	1	1	1	1
2110	Planning	Planner I	205	1	1	1	1	1
2110	Planning	Administrative Assistant	205	1	3	3	3	3
2110	Planning	GIS Technician	203	1	1	1	1	1
2110	Planning	Office Assistant	201	2	1	1	1	1
	<b>Planning Total</b>			<b>14</b>	<b>15</b>	<b>14</b>	<b>14</b>	<b>14</b>
2112	Section 112	Planner III	209	3	3	4	4	4
2112	Section 112	Administrative Assistant	205	2	1	1	1	1
	<b>Section 112 Total</b>			<b>5</b>	<b>4</b>	<b>5</b>	<b>5</b>	<b>5</b>
2120	Building Inspections	Building Development Services Director	R43	0	0	0	0	1
2120	Building Inspections	Building Official	212	0	0	0	0	1
2120	Building Inspections	Operations Manager, Admin.	212	0	0	0	0	1
2120	Building Inspections	Building Inspection Superintendent	211	0	0	0	0	1
2120	Building Inspections	Electrical Inspector II	207	0	0	0	0	1
2120	Building Inspections	Sr. Administrative Assistant	207	0	0	0	0	1
2120	Building Inspections	Mechanical Inspector	206	0	0	0	0	1
2120	Building Inspections	Plumbing Inspector II	206	0	0	0	0	2
2120	Building Inspections	Building Inspector	206	0	0	0	0	5
2120	Building Inspections	Electrical Inspector I	206	0	0	0	0	2
2120	Building Inspections	Plumbing Inspector I	205	0	0	0	0	1
2120	Building Inspections	Administrative Assistant	205	0	0	0	0	2
2120	Building Inspections	Senior Office Assistant	202	0	0	0	0	4
2120	Building Inspections	Customer Service Representative I	202	0	0	0	0	1
2120	Building Inspections	Project Specialist	201	0	0	0	0	1
2120	Building Inspections	Custodian	201	0	0	0	0	1
	<b>Building Inspections Total</b>			<b>0</b>	<b>0</b>	<b>0</b>	<b>0</b>	<b>26</b>
2121	Building Development & Review	Building Plans Examiner Supervisor	209	0	0	0	0	2
2121	Building Development & Review	Sr. Administrative Assistant	207	0	0	0	0	1
2121	Building Development & Review	Building Plans Examiner II	207	0	0	0	0	5
2121	Building Development & Review	Building Plans Examiner I	205	0	0	0	0	2
	<b>Building Development &amp; Review Total</b>			<b>0</b>	<b>0</b>	<b>0</b>	<b>0</b>	<b>10</b>
2122	Building Code Enforcement	Zoning Enforcement Supervisor	209	0	0	0	0	1
2122	Building Code Enforcement	Zoning Enforcement Officer I	203	0	0	0	0	5
	<b>Building Code Enforcement Total</b>			<b>0</b>	<b>0</b>	<b>0</b>	<b>0</b>	<b>6</b>
2123	Building Right of Way	Utilities Coordination Manager	209	0	0	0	0	1
2123	Building Right of Way	Construction Inspector	206	0	0	0	0	2
2123	Building Right of Way	Street Cut Inspector	206	0	0	0	0	3
	<b>Building Right of Way Total</b>			<b>0</b>	<b>0</b>	<b>0</b>	<b>0</b>	<b>6</b>
2124	Building Geo Info System	GIS Analyst	208	0	0	0	0	1
	<b>Building Geo Info System Total</b>			<b>0</b>	<b>0</b>	<b>0</b>	<b>0</b>	<b>1</b>
2210	Administration	City Engineer	R45	1	1	1	1	1
2210	Administration	Assistant City Engineer (PE)	R42	1	1	1	1	1
2210	Administration	Civil Engineer II	214	0	0	0	0	1
2210	Administration	Engineering Associate I	210	0	1	1	1	2
2210	Administration	Sr. Administrative Assistant	207	1	1	1	1	1
2210	Administration	Administrative Assistant	205	0	0	0	0	2

**CITY OF LAREDO**  
**FULL-TIME EQUIVALENT POSITION LISTING**

DEPT. DIV.	DIVISION NAME	POSITION TITLE	GRADE	AMENDED FY 21-22	AMENDED FY 22-23	ADOPTED FY 23-24	AMENDED FY 23-24	PROPOSED FY 24-25
2210	Administration	Senior Office Assistant	202	1	0	0	0	0
2210	Administration	Office Assistant	201	2	2	2	2	1
	<b>Administration Total</b>			<b>6</b>	<b>6</b>	<b>6</b>	<b>6</b>	<b>9</b>
2220	CIP Project Management	Civil Engineer II	214	4	2	2	2	2
2220	CIP Project Management	Engineering Associate II	211	1	2	2	1	1
2220	CIP Project Management	Engineering Associate I	210	1	1	0	1	0
2220	CIP Project Management	Survey Party Chief	207	2	1	1	1	1
2220	CIP Project Management	Sr. Administrative Assistant	207	0	1	1	1	0
2220	CIP Project Management	Data/Mapping Coordinator	206	0	1	1	1	1
2220	CIP Project Management	Engineering Technician I	206	1	0	0	0	0
2220	CIP Project Management	Administrative Assistant	205	1	1	1	1	0
2220	CIP Project Management	Drafting Technician	204	1	0	0	0	0
2220	CIP Project Management	Instrument Technician	204	2	1	1	1	1
2220	CIP Project Management	Office Assistant	201	1	1	1	1	1
	<b>CIP Project Management Total</b>			<b>14</b>	<b>11</b>	<b>10</b>	<b>10</b>	<b>7</b>
2230	Construction & Development	Civil Engineer II	214	0	2	2	2	1
2230	Construction & Development	Engineering Associate II	211	0	2	2	2	2
2230	Construction & Development	Senior Construction Inspector	208	1	1	1	1	1
2230	Construction & Development	Sr. Administrative Assistant	207	0	0	0	0	1
2230	Construction & Development	Construction Inspector	206	6	6	6	6	6
2230	Construction & Development	Administrative Assistant	205	0	1	1	1	0
2230	Construction & Development	Senior Office Assistant	202	1	1	1	1	1
	<b>Construction &amp; Development Total</b>			<b>8</b>	<b>13</b>	<b>13</b>	<b>13</b>	<b>12</b>
2260	Traffic	Traffic Administration Manager	R40	0	0	0	0	0
2260	Traffic	Assistant Director, Traffic	216	0	0	0	0	1
2260	Traffic	Superintendent, Traffic Ops.	211	0	0	0	0	1
2260	Traffic	Warehouse Supervisor	208	0	0	0	0	0
2260	Traffic	Sr. Administrative Assistant	207	0	0	0	0	1
2260	Traffic	Administrative Assistant	205	0	0	0	0	1
2260	Traffic	Senior Office Assistant	202	0	0	0	0	1
2260	Traffic	Custodian	201	0	0	0	0	1
	<b>Traffic Total</b>			<b>0</b>	<b>0</b>	<b>0</b>	<b>0</b>	<b>6</b>
2261	Traffic Engineering	Engineering Superintendent	R40	0	0	0	0	1
2261	Traffic Engineering	Bicycle/Pedestrian Coordinator	R36	0	0	0	0	0
2261	Traffic Engineering	Engineering Associate I	210	0	0	0	0	2
2261	Traffic Engineering	Engineering Technician I	206	0	0	0	0	1
2261	Traffic Engineering	Data/Mapping Coordinator	206	0	0	0	0	1
2261	Traffic Engineering	Construction Inspector	206	0	0	0	0	1
2261	Traffic Engineering	GIS Technician	203	0	0	0	0	0
	<b>Traffic Engineering Total</b>			<b>0</b>	<b>0</b>	<b>0</b>	<b>0</b>	<b>6</b>
2262	Traffic Signals	Supervisor, Traffic Signal	209	0	0	0	0	1
2262	Traffic Signals	Traffic Control-Signal Technician Crewleader	208	0	0	0	0	1
2262	Traffic Signals	Traffic Ctrl-Signal Technician III	206	0	0	0	0	2
2262	Traffic Signals	Traffic Ctrl-Signal Technician I	203	0	0	0	0	5
	<b>Traffic Signals Total</b>			<b>0</b>	<b>0</b>	<b>0</b>	<b>0</b>	<b>9</b>
2263	Traffic Signs/Markings	Supv., Traffic Ctrl Signs/Mkgs	209	0	0	0	0	1
2263	Traffic Signs/Markings	Traffic Control-Signs/Markings II	203	0	0	0	0	1
2263	Traffic Signs/Markings	Traffic Control-Signs/Markings I	202	0	0	0	0	9
	<b>Traffic Signs/Markings Total</b>			<b>0</b>	<b>0</b>	<b>0</b>	<b>0</b>	<b>11</b>
2265	Traffic Parking	Hearing Officer	R35	0	0	0	0	1
2265	Traffic Parking	Supt., Park'g Enf/Veh for hire	211	0	0	0	0	1
2265	Traffic Parking	Supervisor, Parking Enforcement/Vehicle for Hire	209	0	0	0	0	1
2265	Traffic Parking	Parking Meter Technician II	205	0	0	0	0	1
2265	Traffic Parking	Parking Enforcement Officer II	204	0	0	0	0	2
2265	Traffic Parking	Parking Ticket Cashier	203	0	0	0	0	1
2265	Traffic Parking	Cashier Teller I	203	0	0	0	0	2
2265	Traffic Parking	Parking Maintenance Worker	203	0	0	0	0	2
2265	Traffic Parking	Parking Meter Technician	202	0	0	0	0	0
2265	Traffic Parking	Senior Office Assistant	202	0	0	0	0	1
2265	Traffic Parking	Parking Enforcement Officer I	202	0	0	0	0	5
	<b>Traffic Parking Total</b>			<b>0</b>	<b>0</b>	<b>0</b>	<b>0</b>	<b>17</b>
2266	Traffic Permits	Vehicle for Hire Inspector	205	0	0	0	0	1
2266	Traffic Permits	Senior Office Assistant	202	0	0	0	0	1
	<b>Traffic Permits Total</b>			<b>0</b>	<b>0</b>	<b>0</b>	<b>0</b>	<b>2</b>
2308	Financial Task Force	Patrol Officer	70	1	1	1	1	1
2308	Financial Task Force	Police Investigator	72	1	1	1	1	1
2308	Financial Task Force	Sr. Administrative Assistant	207	1	1	1	1	1

**CITY OF LAREDO**  
**FULL-TIME EQUIVALENT POSITION LISTING**

DEPT. DIV.	DIVISION NAME	POSITION TITLE	GRADE	AMENDED FY 21-22	AMENDED FY 22-23	ADOPTED FY 23-24	AMENDED FY 23-24	PROPOSED FY 24-25
	<b>Financial Task Force Total</b>			<b>3</b>	<b>3</b>	<b>3</b>	<b>3</b>	<b>3</b>
2310	Admin /Training /I.A.	Police Chief	R45	1	1	1	1	1
2310	Admin /Training /I.A.	Assistant Police Chief	215	2	2	2	2	2
2310	Admin /Training /I.A.	Deputy Police Chief	214	2	3	3	3	3
2310	Admin /Training /I.A.	Administrative Planner	210	1	1	1	1	1
2310	Admin /Training /I.A.	Supervisor, Grants & Budget	209	1	1	1	1	1
2310	Admin /Training /I.A.	Supervisor, Police Finance & Personnel	208	1	1	1	1	1
2310	Admin /Training /I.A.	Building Maintenance Supervisor	207	1	1	1	1	1
2310	Admin /Training /I.A.	Sr. Administrative Assistant	207	2	2	2	2	2
2310	Admin /Training /I.A.	Personnel Assistant III	205	4	4	4	5	5
2310	Admin /Training /I.A.	Administrative Assistant	205	3	2	2	0	0
2310	Admin /Training /I.A.	Crime Victims Service Coordinator	205	0	0	0	0	0
2310	Admin /Training /I.A.	Building Maintenance Mechanic	204	0	0	0	1	1
2310	Admin /Training /I.A.	Personnel Assistant I	203	0	1	1	1	1
2310	Admin /Training /I.A.	Senior Office Assistant	202	7	7	7	5	5
2310	Admin /Training /I.A.	Custodian	201	7	7	7	6	6
2310	Admin /Training /I.A.	Police Lieutenants	74	3	2	2	5	5
2310	Admin /Training /I.A.	Police Sergeant	73	3	3	3	4	4
2310	Admin /Training /I.A.	Police Investigator	72	7	8	8	9	9
2310	Admin /Training /I.A.	Patrol Officer	70	6	6	6	6	6
	<b>Admin /Training /I.A. Total</b>			<b>51</b>	<b>52</b>	<b>52</b>	<b>54</b>	<b>54</b>
2318	HIDTA DEA	Police Investigator	72	1	1	1	1	1
	<b>HIDTA DEA Total</b>			<b>1</b>	<b>1</b>	<b>1</b>	<b>1</b>	<b>1</b>
2320	Records/Property	Crime Scene Technician	209	0	0	0	0	0
2320	Records/Property	Supervisor, Criminal Records	208	1	1	1	1	1
2320	Records/Property	Administrative Assistant	205	1	1	1	2	2
2320	Records/Property	Evidence Technician	204	2	2	4	2	2
2320	Records/Property	Customer Svc. Representative I	202	2	2	2	2	2
2320	Records/Property	Senior Office Assistant	202	7	7	7	8	8
2320	Records/Property	Police Captain	75	1	1	1	1	1
2320	Records/Property	Police Lieutenant	74	1	1	1	1	1
2320	Records/Property	Police Sergeant	73	2	2	2	1	1
2320	Records/Property	Patrol Officer	70	3	4	4	4	4
	<b>Records/Property Total</b>			<b>20</b>	<b>21</b>	<b>23</b>	<b>22</b>	<b>22</b>
2322	Autotheft	Police Sergeant	73	1	1	1	2	2
2322	Autotheft	Police Investigator	72	5	5	5	10	10
	<b>Autotheft Total</b>			<b>6</b>	<b>6</b>	<b>6</b>	<b>12</b>	<b>12</b>
2325	Detective	Crime Victims Service Coordinator	205	0	0	0	1	1
2325	Detective	Administrative Assistant	205	2	2	2	2	2
2325	Detective	Police Captains	75	1	1	1	1	1
2325	Detective	Police Lieutenants	74	2	2	2	2	2
2325	Detective	Police Sergeant	73	7	7	7	9	9
2325	Detective	Police Investigator	72	51	49	49	45	45
	<b>Detective Total</b>			<b>63</b>	<b>61</b>	<b>61</b>	<b>60</b>	<b>60</b>
2331	Texas Anti-Gang Center PR	Intelligence Analyst	209	2	2	2	2	2
2331	Texas Anti-Gang Center PR	Sr. Administrative Assistant	207	1	1	1	1	1
2331	Texas Anti-Gang Center PR	Custodian	201	1	1	1	1	1
	<b>Texas Anti-Gang Center PR Total</b>			<b>4</b>	<b>4</b>	<b>4</b>	<b>4</b>	<b>4</b>
2335	Narcotics/ Pipeline/ K9	Police Sergeant	73	2	2	2	2	2
2335	Narcotics/ Pipeline/ K9	Police Investigator	72	6	6	6	6	6
2335	Narcotics/ Pipeline/ K9	Patrol Officer	70	19	16	16	15	15
	<b>Narcotics/ Pipeline/ K9 Total</b>			<b>27</b>	<b>24</b>	<b>24</b>	<b>23</b>	<b>23</b>
2341	Police 911 Comm/ LPD I.T.	Manager, Network Administration	213	1	1	1	1	1
2341	Police 911 Comm/ LPD I.T.	Telecommunicator Manager	212	0	0	0	1	1
2341	Police 911 Comm/ LPD I.T.	Manager, Emergency Comms. Ctr.	211	1	1	1	0	0
2341	Police 911 Comm/ LPD I.T.	Telecommunicator Tech. Supervisor	211	0	0	0	6	6
2341	Police 911 Comm/ LPD I.T.	Telecommunicator Trainer	210	0	0	0	3	3
2341	Police 911 Comm/ LPD I.T.	Telecommunicator Radio Phase 4	209	0	0	0	12	12
2341	Police 911 Comm/ LPD I.T.	Communications Tech. (911) Supv	208	4	4	5	0	0
2341	Police 911 Comm/ LPD I.T.	Telecommunicator Radio Phase 3	208	0	0	0	3	3
2341	Police 911 Comm/ LPD I.T.	Telecommunicator Radio Phase 2	207	0	0	0	0	0
2341	Police 911 Comm/ LPD I.T.	Telecommunicator II	207	2	2	2	0	0
2341	Police 911 Comm/ LPD I.T.	Telecommunicator Radio Phase 1	206	0	0	0	1	1
2341	Police 911 Comm/ LPD I.T.	Micro Computer Specialist	205	1	1	1	1	1
2341	Police 911 Comm/ LPD I.T.	Telecommunicator I	205	36	36	39	21	21
2341	Police 911 Comm/ LPD I.T.	Computer Operator	203	3	2	2	2	2
2341	Police 911 Comm/ LPD I.T.	Police Captain	75	0	0	0	0	0
2341	Police 911 Comm/ LPD I.T.	Patrol Officer	70	1	1	1	0	0

**CITY OF LAREDO**  
**FULL-TIME EQUIVALENT POSITION LISTING**

DEPT. DIV.	DIVISION NAME	POSITION TITLE	GRADE	AMENDED FY 21-22	AMENDED FY 22-23	ADOPTED FY 23-24	AMENDED FY 23-24	PROPOSED FY 24-25
2341	Police 911 Comm/ LPD I.T.	Police Sergeant	73	0	0	0	1	1
2341	Police 911 Comm/ LPD I.T.	Police Cadet	69	0	0	0	0	0
	<b>Police 911 Comm/ LPD I.T. Total</b>			<b>49</b>	<b>48</b>	<b>52</b>	<b>52</b>	<b>52</b>
2353	Cops Grant FY 24-26	Police Cadet	69	0	0	0	15	15
	<b>Cops Grant FY 24-26 Total</b>			<b>0</b>	<b>0</b>	<b>0</b>	<b>15</b>	<b>15</b>
2354	Cops Grant FY 19	Patrol Officers	70	4	11	11	11	0
2354	Cops Grant FY 19	Police Cadet	69	7	0	0	0	0
	<b>Cops Grant FY 19 Total</b>			<b>11</b>	<b>11</b>	<b>11</b>	<b>11</b>	<b>0</b>
2360	Violence of Crime Act	Crime Victims Service Coordinator	205	1	1	1	1	0
	<b>Violence of Crime Act Total</b>			<b>1</b>	<b>1</b>	<b>1</b>	<b>1</b>	<b>0</b>
2365	Criminal Int. Acquisition	Intelligence Analyst	209	10	10	10	10	10
2365	Criminal Int. Acquisition	Police Sergeant	73	1	1	1	1	1
2365	Criminal Int. Acquisition	Police Investigator	72	1	1	1	1	1
	<b>Criminal Int. Acquisition Total</b>			<b>12</b>	<b>12</b>	<b>12</b>	<b>12</b>	<b>12</b>
2366	Patrol	Crime Scene Technician	209	0	0	0	2	2
2366	Patrol	Fingerprint Technician	205	2	2	2	2	2
2366	Patrol	Police Captains	75	3	3	3	4	4
2366	Patrol	Police Lieutenant	74	12	13	13	10	10
2366	Patrol	Police Sergeant	73	32	32	32	40	40
2366	Patrol	Police Investigator	72	14	15	15	13	13
2366	Patrol	Patrol Officer	70	312	305	305	310	321
2366	Patrol	Police Cadet	69	8	17	17	1	1
	<b>Patrol Total</b>			<b>383</b>	<b>387</b>	<b>387</b>	<b>382</b>	<b>393</b>
2383	JAG Grant-City	Network Specialist I	209	1	1	1	1	1
	<b>JAG Grant-City Total</b>			<b>1</b>	<b>1</b>	<b>1</b>	<b>1</b>	<b>1</b>
2385	Autoheft Grant	Police Lieutenants	74	1	1	1	1	1
2385	Autoheft Grant	Police Sergeant	73	0	0	0	1	1
2385	Autoheft Grant	Police Investigator	72	6	6	6	8	8
2385	Autoheft Grant	Patrol Officer	70	0	0	0	1	1
2385	Autoheft Grant	Intelligence Analyst	209	1	1	1	1	1
2385	Autoheft Grant	Senior Office Assistant	202	1	1	1	1	1
	<b>Autoheft Grant Total</b>			<b>9</b>	<b>9</b>	<b>9</b>	<b>13</b>	<b>13</b>
2410	Administration	Fire Chief	R45	1	1	1	1	1
2410	Administration	Assistant Fire Chief	F8	1	1	1	1	1
2410	Administration	Deputy Fire Chief	F7	2	2	2	1	1
2410	Administration	Fire District Chief	F6	2	2	2	2	2
2410	Administration	Fire Captains	F5	5	5	5	2	2
2410	Administration	Fire Driver	F4	8	8	8	1	1
2410	Administration	Fire Assistant Driver	F3	2	2	2	1	1
2410	Administration	Firefighter	F2	5	5	5	1	1
	<b>Administration Total</b>			<b>26</b>	<b>26</b>	<b>26</b>	<b>10</b>	<b>10</b>
2415	EMS	Deputy Fire Chief	F7	1	1	1	1	1
2415	EMS	Fire District Chief	F6	1	1	1	2	1
2415	EMS	Fire Captains	F5	3	3	3	2	1
2415	EMS	Fire Driver	F4	0	0	0	2	1
2415	EMS	Fire Assistant Driver	F3	1	1	1	3	1
2415	EMS	Firefighter	F2	2	2	2	6	1
2415	EMS	Firefighter Cadet	F1	0	0	0	0	0
	<b>EMS Total</b>			<b>8</b>	<b>8</b>	<b>8</b>	<b>16</b>	<b>6</b>
2416	EMS Training	Fire District Chief	F6	0	0	0	0	1
2416	EMS Training	Fire Captains	F5	0	0	0	0	1
2416	EMS Training	Fire Driver	F4	0	0	0	0	1
2416	EMS Training	Fire Assistant Driver	F3	0	0	0	0	2
2416	EMS Training	Firefighter	F2	0	0	0	0	5
	<b>EMS Training Total</b>			<b>0</b>	<b>0</b>	<b>0</b>	<b>0</b>	<b>10</b>
2420	Civilians	Assistant Emergency Management Coordinator	210	1	1	1	1	1
2420	Civilians	Network Specialist II	210	1	0	0	0	0
2420	Civilians	Emergency Vehicle Maint. Coord.	207	1	1	1	1	1
2420	Civilians	Program Coordinator	207	1	0	0	0	0
2420	Civilians	Sr. Administrative Assistant	207	1	2	2	2	2
2420	Civilians	Diesel Mechanic I	206	2	2	2	2	2
2420	Civilians	Administrative Assistant	205	1	1	1	1	1
2420	Civilians	Automotive Mechanic I	204	1	1	1	1	1
2420	Civilians	Building Maintenance Mechanic	204	1	3	3	3	3
2420	Civilians	Personnel Assistant I	203	7	7	7	7	7
2420	Civilians	Computer Operator	203	3	0	0	0	0
	<b>Civilians Total</b>			<b>20</b>	<b>18</b>	<b>18</b>	<b>18</b>	<b>18</b>
2425	Fire Prevention & Arson	Fire Marshal	F7	1	1	1	1	1

**CITY OF LAREDO**  
**FULL-TIME EQUIVALENT POSITION LISTING**

DEPT. DIV.	DIVISION NAME	POSITION TITLE	GRADE	AMENDED FY 21-22	AMENDED FY 22-23	ADOPTED FY 23-24	AMENDED FY 23-24	PROPOSED FY 24-25
2425	Fire Prevention & Arson	Fire District Chief	F6	1	1	1	1	1
2425	Fire Prevention & Arson	Fire Captains	F5	2	2	2	2	2
2425	Fire Prevention & Arson	Fire Driver	F4	2	2	2	0	0
2425	Fire Prevention & Arson	Fire Assistant Driver	F3	2	2	2	1	1
2425	Fire Prevention & Arson	Firefighter Cadet	F2	0	0	0	0	0
2425	Fire Prevention & Arson	Firefighter	F2	4	4	4	9	9
	<b>Fire Prevention &amp; Arson Total</b>			<b>12</b>	<b>12</b>	<b>12</b>	<b>14</b>	<b>14</b>
2430	Airport	Fire Captains	F5	3	3	3	3	3
2430	Airport	Fire Driver	F4	3	3	3	3	3
2430	Airport	Firefighter Cadet	F1	0	0	0	0	0
2430	Airport	Firefighter	F2	3	3	3	3	3
	<b>Airport Total</b>			<b>9</b>	<b>9</b>	<b>9</b>	<b>9</b>	<b>9</b>
2435	Training (In House)	Deputy Fire Chief	F7	0	0	0	1	1
2435	Training (In House)	Fire District Chief	F6	1	1	1	1	1
2435	Training (In House)	Fire Captains	F5	1	1	1	2	2
2435	Training (In House)	Fire Driver	F4	0	0	0	1	1
2435	Training (In House)	Fire Assistant Driver	F3	1	1	1	2	2
2435	Training (In House)	Firefighter	F2	1	32	32	2	2
2435	Training (In House)	Firefighter Cadet	F1	0	39	39	0	0
	<b>Training (In House) Total</b>			<b>4</b>	<b>74</b>	<b>74</b>	<b>9</b>	<b>9</b>
2466	Suppression	Fire District Chief	F6	10	10	10	9	9
2466	Suppression	Fire Captains	F5	59	59	59	62	62
2466	Suppression	Fire Driver	F4	48	48	48	54	54
2466	Suppression	Fire Assistant Driver	F3	51	51	51	50	50
2466	Suppression	Firefighter	F2	144	110	110	141	141
2466	Suppression	Firefighter Cadet	F1	36	0	0	57	57
	<b>Suppression Total</b>			<b>348</b>	<b>278</b>	<b>278</b>	<b>373</b>	<b>373</b>
2470	Shelter and Services Prgm	Assistant Emergency Management Coordinator	210	0	0	0	0	1
2470	Shelter and Services Prgm	Grants Coordinator	207	0	0	0	0	1
	<b>Shelter and Services Prgm Total</b>			<b>0</b>	<b>0</b>	<b>0</b>	<b>0</b>	<b>2</b>
2486	SAFER Grant	Firefighter Cadet	FA1	0	0	0	0	38
	<b>SAFER Grant Total</b>			<b>0</b>	<b>0</b>	<b>0</b>	<b>0</b>	<b>38</b>
2510	Administration	Environmental & Solid Waste Services Director	R45	1	1	1	1	1
2510	Administration	Assistant Director, Solid Waste	214	1	1	1	1	1
2510	Administration	Solid Waste Administrator	212	1	1	1	1	1
2510	Administration	Personnel Assistant III	205	0	1	1	1	1
2510	Administration	Personnel Assistant II	204	1	0	0	0	0
	<b>Administration Total</b>			<b>4</b>	<b>4</b>	<b>4</b>	<b>4</b>	<b>4</b>
2514	Branch Division	Supervisor, Solid Waste	208	1	2	2	1	1
2514	Branch Division	Solid Waste Crew Leader	207	0	0	0	1	1
2514	Branch Division	Sr. Administrative Assistant	207	0	1	0	0	0
2514	Branch Division	Environmental Enforcement Investigator	206	1	0	0	0	0
2514	Branch Division	Heavy Equipment Operator II	205	10	10	10	10	10
2514	Branch Division	Route Specialist II	205	0	1	1	1	1
2514	Branch Division	Route Specialist I	204	0	10	10	10	10
2514	Branch Division	Refuse Collector	202	0	13	13	13	13
	<b>Branch Total</b>			<b>12</b>	<b>37</b>	<b>36</b>	<b>36</b>	<b>36</b>
2515	Recycling	Recycling Program Supervisor	208	1	1	1	1	1
2515	Recycling	Route Specialist II	205	2	2	2	2	2
2515	Recycling	Route Specialist I	204	6	1	1	1	1
2515	Recycling	Special Refuse Collector	203	3	2	2	2	2
2515	Recycling	Customer Service Representative I	202	1	2	2	2	2
2515	Recycling	Refuse Collector	202	6	1	1	1	1
	<b>Recycling Total</b>			<b>19</b>	<b>9</b>	<b>9</b>	<b>9</b>	<b>9</b>
2550	Sanitation	Superintendent, Solid Waste	212	1	2	2	2	2
2550	Sanitation	Supervisor, Solid Waste	208	5	4	4	4	4
2550	Sanitation	Solid Waste Crew Leader	207	2	3	3	3	3
2550	Sanitation	Sr. Administrative Assistant	207	0	0	1	1	1
2550	Sanitation	Environmental Enforcement Investigator	206	0	1	1	1	1
2550	Sanitation	Diesel Mechanic I	206	2	2	2	2	0
2550	Sanitation	Safety Specialist	205	1	1	1	1	1
2550	Sanitation	Route Specialist II	205	41	40	40	40	40
2550	Sanitation	Personnel Assistant III	205	0	0	1	1	1
2550	Sanitation	Administrative Assistant	205	1	0	0	0	0
2550	Sanitation	Customer Service Representative II	204	2	2	2	2	2
2550	Sanitation	Route Specialist I	204	11	6	6	6	6
2550	Sanitation	Special Refuse Collector	203	3	5	5	5	5

**CITY OF LAREDO**  
**FULL-TIME EQUIVALENT POSITION LISTING**

DEPT. DIV.	DIVISION NAME	POSITION TITLE	GRADE	AMENDED FY 21-22	AMENDED FY 22-23	ADOPTED FY 23-24	AMENDED FY 23-24	PROPOSED FY 24-25
2550	Sanitation	Customer Service Representative I	202	4	3	3	3	3
2550	Sanitation	Senior Office Assistant	202	1	0	0	0	0
2550	Sanitation	Refuse Collector	202	31	28	28	28	28
2550	Sanitation	Preventive Maintenance Service Worker	201	1	1	1	1	1
	<b>Sanitation Total</b>			<b>106</b>	<b>98</b>	<b>100</b>	<b>100</b>	<b>98</b>
2560	Landfill	Superintendent, Solid Waste	212	1	1	1	1	1
2560	Landfill	Supervisor, Solid Waste	208	2	3	3	3	3
2560	Landfill	Solid Waste Crew Leader	207	2	1	1	1	1
2560	Landfill	Heavy Equip. Operator, S.W.	206	10	10	10	10	10
2560	Landfill	Personnel Assistant III	205	0	1	0	0	0
2560	Landfill	Cashier Teller I	203	3	3	3	3	3
2560	Landfill	Landfill Spotter	203	2	2	2	2	2
2560	Landfill	Refuse Collector	202	8	12	12	12	12
	<b>Landfill Total</b>			<b>28</b>	<b>33</b>	<b>32</b>	<b>32</b>	<b>32</b>
2562	Landfill- Ponderosa	Supervisor, Solid Waste	208	0	0	0	0	1
2562	Landfill- Ponderosa	Heavy Equip. Operator, S.W.	206	0	0	0	0	6
2562	Landfill- Ponderosa	Cashier Teller I	203	0	0	0	0	1
2562	Landfill- Ponderosa	Refuse Collector	202	0	0	0	0	2
	<b>Landfill- Ponderosa Total</b>			<b>0</b>	<b>0</b>	<b>0</b>	<b>0</b>	<b>10</b>
2610	Traffic	Traffic Director	R43	1	1	1	0	0
2610	Traffic	Traffic Administration Manager	R40	1	1	1	1	0
2610	Traffic	Assistant Director, Traffic	216	0	0	0	1	0
2610	Traffic	Superintendent, Traffic Ops.	211	1	1	1	1	0
2610	Traffic	Warehouse Supervisor	208	1	1	1	1	0
2610	Traffic	Sr. Administrative Assistant	207	1	1	1	1	0
2610	Traffic	Administrative Assistant	205	1	1	1	1	0
2610	Traffic	Senior Office Assistant	202	1	1	1	1	0
2610	Traffic	Traffic Control-Signs/Markings I	202	1	0	0	0	0
2610	Traffic	Custodian	201	1	1	1	1	0
	<b>Traffic Total</b>			<b>9</b>	<b>8</b>	<b>8</b>	<b>8</b>	<b>0</b>
2611	Engineering	Engineering Superintendent	R40	1	1	1	1	0
2611	Engineering	Bicycle/Pedestrian Coordinator	R36	1	1	1	1	0
2611	Engineering	Engineering Associate II	211	1	0	0	0	0
2611	Engineering	Engineering Associate I	210	1	1	1	2	0
2611	Engineering	Engineering Technician I	206	2	1	1	1	0
2611	Engineering	Data/Mapping Coordinator	206	1	1	1	1	0
2611	Engineering	Construction Inspector	206	1	1	1	1	0
2611	Engineering	GIS Technician	203	0	0	0	0	0
2611	Engineering	Traffic Control Signal Technician I	203	0	0	0	0	0
	<b>Engineering Total</b>			<b>8</b>	<b>6</b>	<b>6</b>	<b>7</b>	<b>0</b>
2613	Signals	Supervisor, Traffic Signal	209	1	1	1	1	0
2613	Signals	Traffic Control-Signal Technician Crewleader	208	0	0	0	1	0
2613	Signals	Traffic Ctrl-Signal Technician III	206	3	4	4	2	0
2613	Signals	Traffic Ctrl-Signal Technician II	204	2	1	1	0	0
2613	Signals	GIS Technician	203	0	0	0	0	0
2613	Signals	Traffic Ctrl-Signal Technician I	203	1	3	3	5	0
	<b>Signals Total</b>			<b>7</b>	<b>9</b>	<b>9</b>	<b>9</b>	<b>0</b>
2620	Parking	Hearing Officer	R35	1	1	1	1	0
2620	Parking	Parking Meter Technician I	202	2	2	2	1	0
2620	Parking	Supt., Park'g Enf/Veh for hire	211	1	1	1	1	0
2620	Parking	Supervisor, Parking Enforcement/Vehicle for Hire	209	1	1	1	1	0
2620	Parking	Parking Meter Technician II	205	0	0	0	1	0
2620	Parking	Parking Enforcement Officer II	204	2	2	2	2	0
2620	Parking	Parking Ticket Cashier	203	2	2	2	2	0
2620	Parking	Cashier Teller I	203	6	6	2	2	0
2620	Parking	Parking Maintenance Worker	203	2	2	2	2	0
2620	Parking	Senior Office Assistant	202	1	1	1	1	0
2620	Parking	Parking Enforcement Officer I	202	6	6	6	6	0
	<b>Parking Total</b>			<b>24</b>	<b>24</b>	<b>20</b>	<b>20</b>	<b>0</b>
2623	Signs/Markings	Supv., Traffic Ctrl Signs/Mkgs	209	1	1	1	1	0
2623	Signs/Markings	Traffic Ctrl-Signal Technician III	206	1	0	0	0	0
2623	Signs/Markings	Engineering Technician I	206	0	0	0	0	0
2623	Signs/Markings	Traffic Control-Signs/Markings II	203	1	1	1	1	0
2623	Signs/Markings	Traffic Control-Signs/Markings I	202	9	10	10	9	0
	<b>Signs/Markings Total</b>			<b>12</b>	<b>12</b>	<b>12</b>	<b>11</b>	<b>0</b>
2625	Permits	Vehicle for Hire Inspector	205	1	1	1	1	0
2625	Permits	Senior Office Assistant	202	1	1	1	1	0

**CITY OF LAREDO**  
**FULL-TIME EQUIVALENT POSITION LISTING**

DEPT. DIV.	DIVISION NAME	POSITION TITLE	GRADE	AMENDED FY 21-22	AMENDED FY 22-23	ADOPTED FY 23-24	AMENDED FY 23-24	PROPOSED FY 24-25
	<b>Permits Total</b>			<b>2</b>	<b>2</b>	<b>2</b>	<b>2</b>	<b>0</b>
2710	Administration	Public Works Director	R43	1	0	0	0	0
2710	Administration	Public Works Director	R45	0	1	1	1	1
2710	Administration	Assistant Director, Public Works	214	0	0	1	1	1
2710	Administration	Public Works Administrator	207	1	1	1	1	1
2710	Administration	Administrative Assistant	205	2	2	2	2	2
2710	Administration	Senior Office Assistant	202	1	1	1	1	1
2710	Administration	Custodian	201	1	1	1	1	1
	<b>Administration Total</b>			<b>6</b>	<b>6</b>	<b>7</b>	<b>7</b>	<b>7</b>
2720	Street Maintenance	Heavy Truck Driver	203	6	6	6	6	6
2720	Street Maintenance	Laborer	202	4	4	4	4	4
	<b>Street Maintenance Total</b>			<b>10</b>	<b>10</b>	<b>10</b>	<b>10</b>	<b>10</b>
2730	Street Construction	Superintendent, Construction	212	2	2	2	2	2
2730	Street Construction	Supervisor, St. Construction	208	5	5	5	5	5
2730	Street Construction	Heavy Equipment Operator II	205	9	11	11	11	11
2730	Street Construction	Cement Finisher	204	11	11	11	11	9
2730	Street Construction	Carpenter	204	5	5	5	5	4
2730	Street Construction	Heavy Equipment Operator I	204	1	0	0	0	0
2730	Street Construction	Heavy Truck Driver	203	5	4	4	4	4
2730	Street Construction	Building Maintenance Worker	202	1	0	0	0	0
2730	Street Construction	Laborer	202	14	15	15	15	15
	<b>Street Construction Total</b>			<b>53</b>	<b>53</b>	<b>53</b>	<b>53</b>	<b>50</b>
2740	Street Cleaning	Supervisor, Street Cleaning	208	1	1	1	1	1
2740	Street Cleaning	Heavy Equipment Operator I	204	15	15	15	15	15
2740	Street Cleaning	Light Equipment Operator	203	1	1	1	1	1
2740	Street Cleaning	Laborer	202	2	2	2	2	2
	<b>Street Cleaning Total</b>			<b>19</b>	<b>19</b>	<b>19</b>	<b>19</b>	<b>19</b>
2770	Building Rehab	Supervisor, Public Buildings	208	1	1	1	1	1
2770	Building Rehab	Master Electrician	207	2	2	2	2	2
2770	Building Rehab	A/C Mechanic	207	2	2	2	2	2
2770	Building Rehab	Building Maintenance Mechanic	204	1	1	1	1	1
2770	Building Rehab	Carpenter	204	2	2	2	2	2
2770	Building Rehab	Painter	203	1	1	1	1	1
2770	Building Rehab	Laborer	202	9	9	9	9	9
	<b>Building Rehab Total</b>			<b>18</b>	<b>18</b>	<b>18</b>	<b>18</b>	<b>18</b>
2780	Warehouse	Warehouse Supervisor	208	1	1	1	1	1
	<b>Warehouse Total</b>			<b>1</b>	<b>1</b>	<b>1</b>	<b>1</b>	<b>1</b>
2795	Cemetery	Superintendent, City Cemetery	212	1	1	1	1	1
2795	Cemetery	Supervisor, City Cemetery	208	1	1	1	1	1
2795	Cemetery	Administrative Assistant	205	1	1	1	1	1
2795	Cemetery	Heavy Equipment Operator I	204	1	1	1	1	1
2795	Cemetery	Building Maintenance Worker	202	1	1	1	1	1
2795	Cemetery	Groundskeeper	202	3	3	3	3	3
	<b>Cemetery Total</b>			<b>8</b>	<b>8</b>	<b>8</b>	<b>8</b>	<b>8</b>
2799	Bond Funded Employees	Heavy Equipment Operator II	205	6	8	8	8	8
2799	Bond Funded Employees	Cement Finisher	204	1	1	1	1	1
2799	Bond Funded Employees	Heavy Truck Driver	203	7	5	5	5	5
2799	Bond Funded Employees	Laborer	202	8	8	8	8	8
	<b>Bond Funded Employees Total</b>			<b>22</b>	<b>22</b>	<b>22</b>	<b>22</b>	<b>22</b>
2810	Maintenance Shop	Fleet Management Director	R43	1	1	1	1	1
2810	Maintenance Shop	Fleet Operations Administrator	211	1	1	1	1	1
2810	Maintenance Shop	Superintendent, Fleet Maint.	210	1	1	1	1	2
2810	Maintenance Shop	Heavy Equipment Mechanic Supervisor	208	2	2	2	2	2
2810	Maintenance Shop	Warehouse Supervisor	208	1	1	1	1	1
2810	Maintenance Shop	Diesel Mechanic II	207	3	3	3	3	5
2810	Maintenance Shop	Welder II	207	1	1	1	1	1
2810	Maintenance Shop	Automotive Mechanic Supervisor	207	3	3	3	3	3
2810	Maintenance Shop	Diesel Mechanic I	206	7	8	8	8	10
2810	Maintenance Shop	Welder	205	1	1	1	1	1
2810	Maintenance Shop	Automotive Mechanic I	204	10	11	11	11	13
2810	Maintenance Shop	Senior Office Assistant	202	3	3	4	4	4
2810	Maintenance Shop	Preventive Maintenance Service Worker	201	10	10	10	10	10
2810	Maintenance Shop	Warehouse Assistant	201	2	2	2	2	2
	<b>Maintenance Shop Total</b>			<b>46</b>	<b>48</b>	<b>49</b>	<b>49</b>	<b>56</b>
2910	Administration	Health Director	R45	1	1	1	1	1
2910	Administration	Assistant Director, Public Health Operations	216	0	0	0	1	1
2910	Administration	Medical Authority	215	1	1	1	1	0

**CITY OF LAREDO**  
**FULL-TIME EQUIVALENT POSITION LISTING**

DEPT. DIV.	DIVISION NAME	POSITION TITLE	GRADE	AMENDED FY 21-22	AMENDED FY 22-23	ADOPTED FY 23-24	AMENDED FY 23-24	PROPOSED FY 24-25
2910	Administration	Ass't Dir., Health Operations	214	1	1	1	0	0
2910	Administration	Community Health Administrator	213	0	0	0	1	1
2910	Administration	Administrative Planner	210	0	0	0	1	1
2910	Administration	Public Information Specialist	209	0	0	1	1	1
2910	Administration	Building Maintenance Supervisor	207	1	1	1	1	1
2910	Administration	Sr. Administrative Assistant	207	1	1	1	0	0
2910	Administration	Administrative Assistant	205	3	3	3	3	3
2910	Administration	Building Maintenance Mechanic	204	1	1	1	1	1
2910	Administration	Senior Office Assistant	202	1	1	1	1	1
2910	Administration	Groundskeeper	202	1	1	1	1	1
2910	Administration	Custodian	201	3	2	2	2	2
2910	Administration	Messenger	201	0	1	1	1	1
	<b>Administration Total</b>			<b>14</b>	<b>14</b>	<b>15</b>	<b>16</b>	<b>15</b>
2912	Vital Statistics	Deputy Registrar	207	1	1	1	1	1
2912	Vital Statistics	Senior Office Assistant	202	1	1	1	1	1
2912	Vital Statistics	Office Assistant	201	2	2	2	3	3
	<b>Vital Statistics Total</b>			<b>4</b>	<b>4</b>	<b>4</b>	<b>5</b>	<b>5</b>
2913	EMS Billing	Medical Billing Specialist III	205	1	1	1	1	1
2913	EMS Billing	Medical Billing Specialist II	203	1	1	1	1	1
2913	EMS Billing	Medical Billing Specialist I	202	4	4	4	4	4
	<b>EMS Billing Total</b>			<b>6</b>	<b>6</b>	<b>6</b>	<b>6</b>	<b>6</b>
2914	STD Clinic	Senior Office Assistant	202	1	1	1	1	1
	<b>STD Clinic Total</b>			<b>1</b>	<b>1</b>	<b>1</b>	<b>1</b>	<b>1</b>
2922	Immunization	Registered Nurse II	210	1	1	1	1	1
2922	Immunization	Senior Office Assistant	202	1	1	1	1	1
2922	Immunization	Office Assistant	201	1	1	1	1	1
	<b>Immunization Total</b>			<b>3</b>	<b>3</b>	<b>3</b>	<b>3</b>	<b>3</b>
2923	Tuberculosis	X-Ray Technician	204	0.48	0.48	0.48	0.48	0.48
2923	Tuberculosis	Office Assistant	201	1	1	1	1	1
	<b>Tuberculosis Total</b>			<b>1.48</b>	<b>1.48</b>	<b>1.48</b>	<b>1.48</b>	<b>1.48</b>
2924	Adult Health	Senior Office Assistant	202	1	1	1	1	1
	<b>Adult Health Total</b>			<b>1</b>	<b>1</b>	<b>1</b>	<b>1</b>	<b>1</b>
2926	Laboratory	Laboratory Manager	212	1	1	1	1	1
2926	Laboratory	Microbiologist	208	2	2	2	2	2
2926	Laboratory	Senior Medical Technologist	207	1	1	1	1	1
2926	Laboratory	Medical Technician	204	1	1	1	1	1
2926	Laboratory	Pharmacy Technician	204	1	1	1	1	1
2926	Laboratory	Phlebotomist	204	1	1	1	1	1
2926	Laboratory	Medical Office Assistant I	204	1	1	1	1	1
	<b>Laboratory Total</b>			<b>8</b>	<b>8</b>	<b>8</b>	<b>8</b>	<b>8</b>
2927	Personal Health Services	Disease Intervention Manager	212	0	0	1	1	1
2927	Personal Health Services	Medical Office Assistant II	205	1	1	1	1	1
	<b>Personal Health Services Total</b>			<b>1</b>	<b>1</b>	<b>2</b>	<b>2</b>	<b>2</b>
2928	Fiscal Management	Budget & Grants Manager	212	1	1	1	1	1
2928	Fiscal Management	Supervisor, Budget & Grants	209	0	0	0	1	1
2928	Fiscal Management	Budget Analyst III	209	1	1	1	0	0
2928	Fiscal Management	Billing & Cash Handling Supervisor	209	1	1	1	1	1
2928	Fiscal Management	Administrative Assistant	205	1	1	1	1	1
2928	Fiscal Management	Medical Billing Specialist II	203	1	1	1	1	1
2928	Fiscal Management	Office Assistant	201	1	1	1	0	0
	<b>Fiscal Management Total</b>			<b>6</b>	<b>6</b>	<b>6</b>	<b>5</b>	<b>5</b>
2930	Environmental Health Svcs.	Environmental Health Supvr.	210	1	1	1	1	1
2930	Environmental Health Svcs.	Sanitarian III	209	1	1	1	1	1
2930	Environmental Health Svcs.	Sanitarian II	207	5	5	5	5	6
2930	Environmental Health Svcs.	Senior Sanitation Inspector	206	4	3	3	3	3
2930	Environmental Health Svcs.	Sanitarian I	205	1	1	1	1	1
2930	Environmental Health Svcs.	Sanitation Inspector	205	1	1	1	1	1
2930	Environmental Health Svcs.	Senior Office Assistant	202	1	1	1	1	1
2930	Environmental Health Svcs.	Office Assistant	201	0	1	1	1	1
	<b>Environmental Health Svcs. Total</b>			<b>14</b>	<b>14</b>	<b>14</b>	<b>14</b>	<b>15</b>
2931	Animal Control	Assistant Director, Animal Care Services	216	0	0	0	0	1
2931	Animal Control	Shelter Operations Manager	209	0	0	0	0	3
2931	Animal Control	Animal Care Program Coordinator	207	0	0	0	0	1
2931	Animal Control	Animal Care Supervisor	205	0	0	0	0	3
2931	Animal Control	Rescue Specialist	205	0	0	0	0	1
2931	Animal Control	Animal Adoption Specialist	205	0	0	0	0	1
2931	Animal Control	Administrative Assistant	205	0	0	0	0	1



**CITY OF LAREDO**  
**FULL-TIME EQUIVALENT POSITION LISTING**

DEPT. DIV.	DIVISION NAME	POSITION TITLE	GRADE	AMENDED FY 21-22	AMENDED FY 22-23	ADOPTED FY 23-24	AMENDED FY 23-24	PROPOSED FY 24-25
2931	Animal Control	Animal Control Officer II	204	0	0	0	0	2
2931	Animal Control	Veterinarian Technician	203	0	0	0	0	5
2931	Animal Control	Animal Control Officer I	203	0	0	0	0	10
2931	Animal Control	Kennel Worker	202	0	0	0	0	11
2931	Animal Control	Animal Control Dispatcher	201	0	0	0	0	1
2931	Animal Control	Office Assitant	201	0	0	0	0	3
2931	Animal Control	Custodian	201	0	0	0	0	1
	<b>Animal Control Total</b>			<b>0</b>	<b>0</b>	<b>0</b>	<b>0</b>	<b>44</b>
2933	Public Health Services	Licensed Vocational Nurse III	209	0	0	1	1	1
2933	Public Health Services	Senior Office Assistant	202	0	0	1	1	1
	<b>Public Health Services Total</b>			<b>0</b>	<b>0</b>	<b>2</b>	<b>2</b>	<b>2</b>
2934	Public Health Promotion	Health Education & Promotion Manager	212	0	0	0	0	1
2934	Public Health Promotion	Chronic Disease Prevention Supervisor	210	0	0	0	0	1
2934	Public Health Promotion	Supv., Public Health Prom. Prog.	208	0	0	1	1	1
2934	Public Health Promotion	Program Promotion Specialist	205	0	0	1	1	1
	<b>Public Health Services Total</b>			<b>0</b>	<b>0</b>	<b>2</b>	<b>2</b>	<b>4</b>
2935	Epidemiology	Public Health Technician	206	0	0	1	1	1
	<b>Epidemiology Total</b>			<b>0</b>	<b>0</b>	<b>1</b>	<b>1</b>	<b>1</b>
2936	Health Opioid Settlement	Harm Reduction Specialist	209	0	0	0	1	1
	<b>Helath Opioid Settlement Total</b>			<b>0</b>	<b>0</b>	<b>0</b>	<b>1</b>	<b>1</b>
2999	Health Grant Employees	Ass't Dir., Programs & Svcs.	214	1	1	1	0	0
2999	Health Grant Employees	Community Health Administrator	213	0	0	0	0	0
2999	Health Grant Employees	Environmental Health Services Manager	212	1	1	1	1	1
	<b>Health Grant Employees Total</b>			<b>2</b>	<b>2</b>	<b>2</b>	<b>1</b>	<b>1</b>
3110	Parks Administration	Parks and Recreation Director	R43	1	1	1	1	1
3110	Parks Administration	Assistant Parks and Recreation Director	214	1	1	1	1	1
3110	Parks Administration	Athletics Superintendent	212	1	1	1	1	1
3110	Parks Administration	Special Events Manager	208	1	1	1	1	0
3110	Parks Administration	Sr. Administrative Assistant	207	1	1	1	1	1
3110	Parks Administration	Administrative Assistant	205	5	4	4	4	4
3110	Parks Administration	Senior Office Assistant	202	2	2	2	2	1
3110	Parks Administration	Office Assistant	201	1	1	1	1	1
	<b>Parks Administration Total</b>			<b>13</b>	<b>12</b>	<b>12</b>	<b>12</b>	<b>10</b>
3112	Uni-Trade Operations	Supervisor, Bldg. and Grounds	207	2	1	1	1	0
3112	Uni-Trade Operations	Parks Crew Leader	205	1	0	0	0	0
3112	Uni-Trade Operations	Senior Office Assistant	202	1	0	0	0	0
3112	Uni-Trade Operations	Groundskeeper	202	2	0	0	0	0
3112	Uni-Trade Operations	Custodian	201	1	0	0	0	0
	<b>Uni-Trade Operations Total</b>			<b>7</b>	<b>1</b>	<b>1</b>	<b>1</b>	<b>0</b>
3115	Parks Maintenance	Superintendent, Parks & Rec.	212	2	2	2	2	1
3115	Parks Maintenance	Warehouse Supervisor	208	1	1	1	1	1
3115	Parks Maintenance	Supervisor, Bldg. and Grounds	207	3	4	4	4	4
3115	Parks Maintenance	A/C Mechanic	207	1	1	1	1	0
3115	Parks Maintenance	Heavy Equipment Operator II	205	1	1	1	1	1
3115	Parks Maintenance	Welder	205	1	1	1	1	0
3115	Parks Maintenance	Parks Crew Leader	205	14	16	16	16	16
3115	Parks Maintenance	Plumber	204	1	1	1	1	0
3115	Parks Maintenance	Cement Finisher	204	2	2	2	2	0
3115	Parks Maintenance	Carpenter	204	3	3	3	3	0
3115	Parks Maintenance	Heavy Equipment Operator I	204	1	1	1	1	1
3115	Parks Maintenance	Painter	203	1	1	1	1	0
3115	Parks Maintenance	Building Maintenance Worker	202	4	4	4	4	0
3115	Parks Maintenance	Groundskeeper	202	46	53	53	53	61
3115	Parks Maintenance	Custodian	201	1	1	1	1	1
	<b>Parks Maintenance Total</b>			<b>82</b>	<b>92</b>	<b>92</b>	<b>92</b>	<b>86</b>
3119	Horticulture/Forestry	Parks Planner	207	1	1	1	1	1
3119	Horticulture/Forestry	City Forester	206	1	1	1	1	1
3119	Horticulture/Forestry	Groundskeeper	202	3	3	3	3	3
	<b>Horticulture/Forestry Total</b>			<b>5</b>	<b>5</b>	<b>5</b>	<b>5</b>	<b>5</b>
3120	Aquatics	Aquatics Manager	208	1	1	1	1	1
3120	Aquatics	Supervisor, Bldg. and Grounds	207	1	1	1	1	1
3120	Aquatics	Pool Supervisor	207	1	1	1	1	1
3120	Aquatics	Pool Supervisor (Seasonal) (9@.31)	207	2.79	2.79	2.79	2.79	2.79
3120	Aquatics	Recreation and Special Events Coordinator	206	1	1	1	1	1
3120	Aquatics	Parks Crew Leader	205	1	1	1	1	1
3120	Aquatics	Plumber	204	1	0	0	0	0
3120	Aquatics	Groundskeeper	202	6	6	6	6	6

**CITY OF LAREDO**  
**FULL-TIME EQUIVALENT POSITION LISTING**

DEPT. DIV.	DIVISION NAME	POSITION TITLE	GRADE	AMENDED FY 21-22	AMENDED FY 22-23	ADOPTED FY 23-24	AMENDED FY 23-24	PROPOSED FY 24-25
3120	Aquatics	Senior Office Assistant	202	0	1	1	1	1
3120	Aquatics	Office Assistant (Seasonal) (Clerk I (Seasonal) (7@.31))	201	2.17	2.17	2.17	2.17	2.17
3120	Aquatics	Office Assistant (PT W/O Benefits) (Clerk I (PT) (1@.48))	201	0.48	0.48	0.48	0.48	0
3120	Aquatics	Lifeguard	201	1	1	1	1	1
3120	Aquatics	Custodian	201	0	1	1	1	1
3120	Aquatics	Lifeguard (Seasonal) (52@.31) (5@.28)	201	17.52	17.52	17.52	17.52	17.52
3120	Aquatics	Lifeguard (PT) (10@.48)	201	4.8	4.8	4.8	4.8	4.8
	<b>Aquatics Total</b>			<b>40.76</b>	<b>41.76</b>	<b>41.76</b>	<b>41.76</b>	<b>41.28</b>
3125	Recreation Centers	Assistant Parks & Recreation Director	214	1	1	1	1	1
3125	Recreation Centers	Superintendent, Rec. Center	210	1	1	1	1	1
3125	Recreation Centers	Recreation Center Manager	209	2	2	2	2	2
3125	Recreation Centers	Assistant Recreation Center Manager	208	4	4	4	4	4
3125	Recreation Centers	Supervisor, Bldg. and Grounds	207	1	1	1	1	1
3125	Recreation Centers	Supervisor, Recreation Center	207	6	7	7	7	7
3125	Recreation Centers	Sr. Administrative Assistant	207	1	1	1	1	1
3125	Recreation Centers	Administrative Assistant	205	1	1	1	1	1
3125	Recreation Centers	Building Maintenance Mechanic	204	2	2	2	2	2
3125	Recreation Centers	Athletic & Sports Specialist (PT) (2@ .44)	204	0	0	0	0.88	0.88
3125	Recreation Centers	Recreation Center Leader	203	4	5	5	5	5
3125	Recreation Centers	Building Maintenance Worker	202	1	0	0	0	0
3125	Recreation Centers	Playground Leader (Seasonal) (9@.26)	202	2.34	2.34	2.34	2.34	2.34
3125	Recreation Centers	Project Specialist	201	1	1	1	1	1
3125	Recreation Centers	Recreation Specialist	201	16	17	17	17	17
3125	Recreation Centers	Recreation Specialist (PT) (34@ .48)	201	16.32	16.32	16.32	16.32	16.32
3125	Recreation Centers	Maintenance & Event Worker	201	1	1	1	1	1
3125	Recreation Centers	Lay Community Service Aide (PT) (4@.10)	201	0.80	0.80	0.80	0.80	0.40
3125	Recreation Centers	Playground Assistant (Seasonal) (34@.26)(2@.22)	201	10.16	10.16	10.16	9.28	9.28
3125	Recreation Centers	Custodian (PT) (1@.48)	201	0.96	0.96	0.96	0.96	0.48
3125	Recreation Centers	Custodian	201	8	8	8	8	8
	<b>Recreation Centers Total</b>			<b>80.58</b>	<b>82.58</b>	<b>82.58</b>	<b>82.58</b>	<b>81.7</b>
3153	Special Events	Superintendent, Parks & Rec.	212	0	0	0	0	1
3153	Special Events	Special Events Manager	208	0	0	0	0	1
3153	Special Events	Parks Crew Leader	205	0	0	0	0	2
3153	Special Events	Senior Office Assistant	202	0	0	0	0	1
3153	Special Events	Groundskeeper	202	0	0	0	0	3
	<b>Special Events Total</b>			<b>0</b>	<b>0</b>	<b>0</b>	<b>0</b>	<b>8</b>
3154	Construction Maintenance	Superintendent, Parks & Rec.	212	0	0	0	0	1
3154	Construction Maintenance	A/C Mechanic	207	0	0	0	0	1
3154	Construction Maintenance	Supervisor, Bldg. and Grounds	207	0	0	0	0	1
3154	Construction Maintenance	Parks Crew Leader	205	0	0	0	0	1
3154	Construction Maintenance	Welder	205	0	0	0	0	1
3154	Construction Maintenance	Plumber	204	0	0	0	0	1
3154	Construction Maintenance	Cement Finisher	204	0	0	0	0	2
3154	Construction Maintenance	Carpenter	204	0	0	0	0	3
3154	Construction Maintenance	Painter	203	0	0	0	0	1
3154	Construction Maintenance	Building Maintenance Worker	202	0	0	0	0	4
3154	Construction Maintenance	Groundskeeper	202	0	0	0	0	1
	<b>Construction Maintenance Total</b>			<b>0</b>	<b>0</b>	<b>0</b>	<b>0</b>	<b>17</b>
3510	Main Branch	Library Director	R43	1	1	1	1	1
3510	Main Branch	Assistant Director, Library	214	1	1	1	1	1
3510	Main Branch	Librarian IV	212	1	1	1	1	1
3510	Main Branch	Librarian III	210	3	3	2	2	2
3510	Main Branch	Librarian II	208	2	2	3	3	2
3510	Main Branch	Librarian I	207	2	2	2	2	2
3510	Main Branch	Supervisor, Circulation	207	1	1	1	1	1
3510	Main Branch	Maintenance Crew Leader	206	1	1	1	1	1
3510	Main Branch	Library Assistant III	205	4	4	4	4	4
3510	Main Branch	Administrative Assistant	205	1	1	1	1	1
3510	Main Branch	Building Maintenance Worker	202	1	1	1	1	1
3510	Main Branch	Library Assistant II	204	2	2	2	2	2
3510	Main Branch	Library Assistant I	202	10	10	10	10	10
3510	Main Branch	Custodian	201	2	2	2	2	2
	<b>Main Branch Total</b>			<b>32</b>	<b>32</b>	<b>32</b>	<b>32</b>	<b>31</b>
3515	McKendrick, Ochoa, Salinas Branch	Librarian IV	212	1	1	1	1	1
3515	McKendrick, Ochoa, Salinas Branch	Librarian III	210	1	1	1	1	1
3515	McKendrick, Ochoa, Salinas Branch	Supervisor, Circulation	207	1	1	1	1	1
3515	McKendrick, Ochoa, Salinas Branch	Library Assistant II	204	1	1	1	1	1

**CITY OF LAREDO**  
**FULL-TIME EQUIVALENT POSITION LISTING**

DEPT. DIV.	DIVISION NAME	POSITION TITLE	GRADE	AMENDED FY 21-22	AMENDED FY 22-23	ADOPTED FY 23-24	AMENDED FY 23-24	PROPOSED FY 24-25
3515	McKendrick, Ochoa, Salinas Branch	Building Maintenance Worker	202	1	1	1	1	1
3515	McKendrick, Ochoa, Salinas Branch	Library Assistant I	202	4	4	4	4	4
3515	McKendrick, Ochoa, Salinas Branch	Library Assistant I (Clerk I (PT W/O Benefits) 3@.48)	202	1.44	1.44	1.44	1.44	1.44
3515	McKendrick, Ochoa, Salinas Branch	Custodian	201	1	1	1	1	1
	<b>McKendrick, Ochoa, Salinas Branch Total</b>			<b>11.44</b>	<b>11.44</b>	<b>11.44</b>	<b>11.44</b>	<b>11.44</b>
3520	Bruni Plaza Branch	Supervisor, Circulation	207	1	1	1	1	1
3520	Bruni Plaza Branch	Library Assistant I	202	1	1	1	1	1
3520	Bruni Plaza Branch	Library Assistant I (PT w/o Benefits) 1@.48)	201	0.48	0.48	0.48	0.48	0.48
	<b>Bruni Plaza Branch Total</b>			<b>2.48</b>	<b>2.48</b>	<b>2.48</b>	<b>2.48</b>	<b>2.48</b>
3525	Bookmobile Unit	Supervisor, Circulation	207	1	1	1	1	1
	<b>Bookmobile Unit Total</b>			<b>1</b>	<b>1</b>	<b>1</b>	<b>1</b>	<b>1</b>
3530	Northwest Library Branch	Librarian II	208	1	1	1	1	1
3530	Northwest Library Branch	Library Assistant I	202	1	1	1	1	1
3530	Northwest Library Branch	Library Assistant I (PT w/o Benefits) 2@.48	201	0.96	0.96	0.96	0.96	0.96
	<b>Northwest Library Branch Total</b>			<b>2.96</b>	<b>2.96</b>	<b>2.96</b>	<b>2.96</b>	<b>2.96</b>
3560	Inner City Branch	Librarian III	210	0	0	1	1	1
3560	Inner City Branch	Librarian II	208	1	1	0	0	0
3560	Inner City Branch	Library Assistant III	205	1	1	1	1	1
3560	Inner City Branch	Library Assistant I (PT w/o Benefits) 1@.48	202	0.48	0.48	0.48	0.48	0.48
	<b>Inner City Branch Total</b>			<b>2.48</b>	<b>2.48</b>	<b>2.48</b>	<b>2.48</b>	<b>2.48</b>
3565	Arts & Culture	Librarian II	208	0	0	0	0	1
	<b>Arts &amp; Culture Total</b>			<b>0</b>	<b>0</b>	<b>0</b>	<b>0</b>	<b>1</b>
3605	Airport Administration	Airport Director	R43	1	1	1	1	1
3605	Airport Administration	Assistant Director, Airport	214	2	2	2	2	2
3605	Airport Administration	Airport Operations Manager	212	1	1	1	1	1
3605	Airport Administration	Operations Manager, Admin.	212	1	1	1	1	1
3605	Airport Administration	Regulatory Compliance Manager	212	0	0	0	1	1
3605	Airport Administration	Administrative Assistant	205	3	3	3	3	3
3605	Airport Administration	Cashier Teller II	204	1	1	1	1	1
3605	Airport Administration	Customer Service Representative I	202	1	1	1	1	1
	<b>Airport Administration Total</b>			<b>10</b>	<b>10</b>	<b>10</b>	<b>11</b>	<b>11</b>
3610	Building Maintenance	Electrical & Controls System Supervisor	208	1	1	1	1	1
3610	Building Maintenance	Building Maintenance Supervisor	207	1	1	1	1	1
3610	Building Maintenance	Electrician Journeyman	206	1	0	0	0	0
3610	Building Maintenance	Airport Operations Specialist	204	0	1	1	1	1
3610	Building Maintenance	Building Maintenance Mechanic	204	4	4	4	4	4
3610	Building Maintenance	Maintenance Worker	203	2	2	2	2	0
3610	Building Maintenance	Custodian	201	6	6	6	6	8
	<b>Building Maintenance Total</b>			<b>15</b>	<b>15</b>	<b>15</b>	<b>15</b>	<b>15</b>
3620	Ground Maintenance	Superintendent-Construction Special Project	212	0	1	1	1	1
3620	Ground Maintenance	Airport Facility Supervisor	209	1	1	1	1	1
3620	Ground Maintenance	Sr. Administrative Assistant	207	1	0	0	0	0
3620	Ground Maintenance	Heavy Equipment Operator I	204	4	4	4	4	4
3620	Ground Maintenance	Light Equipment Operator	203	2	2	2	2	2
3620	Ground Maintenance	Maintenance Worker	203	0	0	0	0	2
3620	Ground Maintenance	Groundskeeper	202	3	3	3	3	3
	<b>Ground Maintenance Total</b>			<b>11</b>	<b>11</b>	<b>11</b>	<b>11</b>	<b>13</b>
3635	Airport Security	Airport Security Manager	211	1	1	1	1	1
3635	Airport Security	Airport Security Officer Supervisor	209	4	4	4	3	3
3635	Airport Security	Airport Security Officer	206	11	11	11	13	13
3635	Airport Security	Customer Service Representative I	202	8	8	8	8	8
	<b>Airport Security Total</b>			<b>24</b>	<b>24</b>	<b>24</b>	<b>25</b>	<b>25</b>
3645	Federal Inspection Services	Foreign Trade Administrator	212	0	0	0	1	1
3645	Federal Inspection Services	Airport Security Officer	206	0	0	0	0	0
3645	Federal Inspection Services	Customer Service Representative I	202	4	4	4	2	2
3645	Federal Inspection Services	Project Specialist	201	1	1	1	1	1
3645	Federal Inspection Services	Custodian	201	2	2	2	2	0
	<b>Federal Inspection Services Total</b>			<b>7</b>	<b>7</b>	<b>7</b>	<b>6</b>	<b>4</b>
3677	FAA Grant #86	Aviation Noise Manager	R39	1	1	1	1	1
3677	FAA Grant #86	Noise Abatement Specialist	R35	1	1	1	1	1
3677	FAA Grant #86	Regulatory Compliance Manager	212	0	0	0	0	0
3677	FAA Grant #86	Noise Specialist	208	2	2	2	1	1
	<b>FAA Grant #86 Total</b>			<b>4</b>	<b>4</b>	<b>4</b>	<b>3</b>	<b>3</b>
3686	Leased Building	Building Maintenance Supervisor	207	0	0	0	2	2
3686	Leased Building	Municipal Housing Maintenance Supervisor	206	1	1	1	0	0
3686	Leased Building	Senior Building Maintenance Mechanic	205	0	1	1	1	1
3686	Leased Building	Building Maintenance Mechanic	204	5	4	4	4	4
3686	Leased Building	Senior Office Assistant	202	1	1	1	1	1

**CITY OF LAREDO**  
**FULL-TIME EQUIVALENT POSITION LISTING**

DEPT. DIV.	DIVISION NAME	POSITION TITLE	GRADE	AMENDED FY 21-22	AMENDED FY 22-23	ADOPTED FY 23-24	AMENDED FY 23-24	PROPOSED FY 24-25
3686	Leased Building	Groundskeeper	202	1	1	1	1	1
	<b>Leased Building Total</b>			<b>8</b>	<b>8</b>	<b>8</b>	<b>9</b>	<b>9</b>
3810	Administration	Environmental & Solid Waste Director	R45	1	1	1	1	1
3810	Administration	Engineering Associate I	210	0	0	1	1	0
3810	Administration	GIS Analyst	208	0	0	1	1	0
3810	Administration	Construction Inspector	206	0	0	1	1	0
3810	Administration	Administrative Assistant	205	1	1	1	1	1
3810	Administration	Senior Office Assistant	202	1	1	1	1	1
3810	Administration	Building Maintenance Worker	202	1	1	1	1	1
	<b>Administration Total</b>			<b>4</b>	<b>4</b>	<b>7</b>	<b>7</b>	<b>4</b>
3811	Engineering	Engineering Associate	210	0	0	0	0	1
3811	Engineering	GIS Analyst	208	0	0	0	0	1
3811	Engineering	Construction Inspector	206	0	0	0	0	1
	<b>Engineering Total</b>			<b>0</b>	<b>0</b>	<b>0</b>	<b>0</b>	<b>3</b>
3835	Creek Cleaning	Supervisor, Creek Cleaning	208	1	1	1	1	1
3835	Creek Cleaning	Heavy Equipment Operator II	205	4	4	4	4	4
3835	Creek Cleaning	Heavy Truck Driver	203	3	3	3	3	3
3835	Creek Cleaning	Laborer	202	24	24	24	24	24
	<b>Creek Cleaning Total</b>			<b>32</b>	<b>32</b>	<b>32</b>	<b>32</b>	<b>32</b>
3840	Stormwater	Assistant Director, Env.Svcs.	214	1	1	1	1	1
3840	Stormwater	Engineering Associate I	210	1	1	1	1	1
3840	Stormwater	Supervisor, Environmental Enforcement	209	0	0	0	2	2
3840	Stormwater	Environmental Specialist	208	3	3	3	1	1
3840	Stormwater	Environ. Program Coordinator	207	1	1	1	1	1
3840	Stormwater	Environmental Enforcement Investigator	206	2	2	2	2	2
3840	Stormwater	Environmental Technician II	206	1	1	1	1	1
3840	Stormwater	Heavy Equipment Operator II	205	2	2	2	2	2
3840	Stormwater	Environmental Technician	204	2	2	2	2	2
3840	Stormwater	Laborer	202	2	2	2	2	2
	<b>Stormwater Total</b>			<b>15</b>	<b>15</b>	<b>15</b>	<b>15</b>	<b>15</b>
3845	KLB Inc. Administration	Mgr., Keeping Ldo Beautiful Prg	209	1	1	1	1	1
3845	KLB Inc. Administration	Office Assitant	201	0	0	0	0	1
	<b>KLB Inc. Administration Total</b>			<b>1</b>	<b>1</b>	<b>1</b>	<b>1</b>	<b>2</b>
3846	Canseco House	Food Policy Council Facilitator	R23	1	1	1	1	0
3846	Canseco House	Environ. Program Coordinator	207	1	1	1	1	0
	<b>Canseco House Total</b>			<b>2</b>	<b>2</b>	<b>2</b>	<b>2</b>	<b>0</b>
3860	Hazardous Materials	Environmental Specialist	208	1	1	1	1	1
3860	Hazardous Materials	Environmental Enforcement Investigator	206	1	1	1	1	1
	<b>Hazardous Materials Total</b>			<b>2</b>	<b>2</b>	<b>2</b>	<b>2</b>	<b>2</b>
3910	Housing Airport	Municipal Housing Operations Manager	212	0	0	0	1	1
3910	Housing Airport	Municipal Housing Manager	210	1	1	1	0	0
3910	Housing Airport	Municipal Housing Superintendent	209	0	0	0	1	1
3910	Housing Airport	Supt. Municipal Housing	208	1	1	1	0	0
3910	Housing Airport	Project Coordinator	207	0	0	0	1	1
3910	Housing Airport	Municipal Housing Maintenance Supervisor	206	1	1	1	1	1
3910	Housing Airport	Sr. Administrative Assistant	207	0	1	1	0	0
3910	Housing Airport	Property Compliance Inspector	206	1	1	1	1	1
3910	Housing Airport	Administrative Assistant	205	1	1	1	2	2
3910	Housing Airport	Senior Bldg. Maint. Mechanic	205	2	1	1	1	1
3910	Housing Airport	Building Maintenance Mechanic	204	3	4	4	4	4
3910	Housing Airport	Senior Office Assistant	202	1	1	1	1	1
3910	Housing Airport	Project Specialist	201	1	1	1	0	0
3910	Housing Airport	Warehouse Assistant	201	1	1	1	1	1
3910	Housing Airport	Custodian	201	0	1	1	1	1
	<b>Housing Airport Total</b>			<b>13</b>	<b>15</b>	<b>15</b>	<b>15</b>	<b>15</b>
3920	Housing West Laredo	Building Maintenance Mechanic	204	1	1	1	1	1
3920	Housing West Laredo	Maintenance Worker	203	0	0	0	1	1
3920	Housing West Laredo	Groundskeeper	202	1	1	1	0	0
	<b>Housing West Laredo Total</b>			<b>2</b>	<b>2</b>	<b>2</b>	<b>2</b>	<b>2</b>
3980	Hamilton Housing Apts.	Building Maintenance Supervisor	207	0	0	0	0	0
3980	Hamilton Housing Apts.	Sr. Administrative Assistant	207	0	0	0	0	0
3980	Hamilton Housing Apts.	Property Compliance Inspector	206	0	0	0	1	1
3980	Hamilton Housing Apts.	Building Maintenance Mechanic	204	0	0	0	2	2
3980	Hamilton Housing Apts.	Custodian	201	0	0	0	1	1
3980	Hamilton Housing Apts.	Office Assistant	201	0	0	0	0	0
	<b>Hamilton Housing Apts. Total</b>			<b>0</b>	<b>0</b>	<b>0</b>	<b>4</b>	<b>4</b>
4010	Bridge System	Assistant Director, Bridge	214	1	1	1	1	1
4010	Bridge System	Superintendent, Bridge Cashier	212	1	1	1	1	1
4010	Bridge System	Marketing Manager	208	1	1	1	1	1

**CITY OF LAREDO**  
**FULL-TIME EQUIVALENT POSITION LISTING**

DEPT. DIV.	DIVISION NAME	POSITION TITLE	GRADE	AMENDED FY 21-22	AMENDED FY 22-23	ADOPTED FY 23-24	AMENDED FY 23-24	PROPOSED FY 24-25
4010	Bridge System	Financial Analyst	208	1	1	1	1	1
4010	Bridge System	Bridge Shift Supervisor	208	5	6	6	6	6
4010	Bridge System	Toll Equipment Technician	206	2	2	2	2	2
4010	Bridge System	Cashier Teller II	204	4	4	4	4	4
4010	Bridge System	Officer Collector	203	25	24	24	24	24
4010	Bridge System	Bridge Traffic Officer	202	12	12	12	12	12
4010	Bridge System	Building Maintenance Worker	202	2	2	2	2	2
4010	Bridge System	Custodian	201	1	1	1	1	1
	<b>Bridge System Total</b>			<b>55</b>	<b>55</b>	<b>55</b>	<b>55</b>	<b>55</b>
4012	Bridge II	Bridge Director	R44	1	1	1	1	1
4012	Bridge II	Assistant Director, Bridge	214	1	1	1	1	1
4012	Bridge II	Bridge Shift Supervisor	208	6	6	6	6	6
4012	Bridge II	Toll Equipment Technician	206	1	1	1	1	1
4012	Bridge II	Building Maintenance Mechanic	204	0	0	0	1	1
4012	Bridge II	Cashier Teller II	204	5	5	5	5	5
4012	Bridge II	Officer Collector	203	20	19	19	19	19
4012	Bridge II	Senior Office Assistant	202	2	3	3	3	3
4012	Bridge II	Bridge Traffic Officer	202	12	12	12	12	12
4012	Bridge II	Building Maintenance Worker	202	3	3	3	2	2
4012	Bridge II	Custodian	201	2	2	2	2	2
	<b>Bridge II Total</b>			<b>53</b>	<b>53</b>	<b>53</b>	<b>53</b>	<b>53</b>
4015	Colombia Bridge Operation	Bridge Shift Supervisor	208	5	5	5	5	5
4015	Colombia Bridge Operation	Cashier Teller II	204	2	2	2	2	2
4015	Colombia Bridge Operation	Office Collector	203	9	9	9	9	9
4015	Colombia Bridge Operation	Senior Office Assistant	202	1	1	1	1	1
4015	Colombia Bridge Operation	Bridge Traffic Officer	202	6	6	6	6	6
4015	Colombia Bridge Operation	Building Maintenance Worker	202	2	2	2	2	2
4015	Colombia Bridge Operation	Custodian	201	1	1	1	1	1
	<b>Colombia Bridge Operation Total</b>			<b>26</b>	<b>26</b>	<b>26</b>	<b>26</b>	<b>26</b>
4061	World Trade Bridge	Superintendent, Bridge Ops.	212	1	1	1	1	1
4061	World Trade Bridge	Bridge Shift Supervisor	208	4	4	4	4	4
4061	World Trade Bridge	Toll Equipment Technician	206	1	1	1	1	1
4061	World Trade Bridge	Network Technician	206	1	1	1	1	1
4061	World Trade Bridge	Administrative Assistant	205	1	1	1	1	1
4061	World Trade Bridge	Building Maintenance Mechanic	204	0	0	0	1	1
4061	World Trade Bridge	Cashier Teller II	204	13	14	14	14	14
4061	World Trade Bridge	Officer Collector	203	21	20	20	20	20
4061	World Trade Bridge	Senior Office Assistant	202	1	1	1	1	1
4061	World Trade Bridge	Bridge Traffic Officer	202	9	9	9	9	9
4061	World Trade Bridge	Building Maintenance Worker	202	2	2	2	1	1
	<b>World Trade Bridge Total</b>			<b>54</b>	<b>54</b>	<b>54</b>	<b>54</b>	<b>54</b>
4110	Administration & General	Utilities Director	R45	1	1	1	1	1
4110	Administration & General	Assistant Director, Utilities	216	1	1	1	1	1
4110	Administration & General	Utilities Operations Manager	213	1	1	1	1	1
4110	Administration & General	Compliance Manager	210	1	1	1	1	1
4110	Administration & General	Water Conservation Planner	207	0	0	1	1	0
4110	Administration & General	Sr. Administrative Assistant	207	2	2	2	2	2
4110	Administration & General	Administrative Assistant	205	2	2	2	2	2
4110	Administration & General	Safety Specialist	205	1	1	1	1	1
4110	Administration & General	Water Conservation Inspector	203	0	0	2	3	0
4110	Administration & General	Custodian	201	3	3	3	3	3
	<b>Administration &amp; General Total</b>			<b>12</b>	<b>12</b>	<b>15</b>	<b>16</b>	<b>12</b>
4111	G.I.S.	Administrative Planner	210	1	1	1	1	1
4111	G.I.S.	GIS Analyst	208	1	1	1	1	1
4111	G.I.S.	Engineering Technician I	206	1	1	1	1	1
4111	G.I.S.	GIS Technician	203	3	3	2	2	2
	<b>GIS Total</b>			<b>6</b>	<b>6</b>	<b>5</b>	<b>5</b>	<b>5</b>
4112	Engineering	Assistant Director, Utilities	73	0	0	0	1	0
4112	Engineering	Engineering Manager	215	1	1	1	0	0
4112	Engineering	Civil Engineer II	214	3	3	3	3	3
4112	Engineering	Engineering Associate II	211	2	2	2	2	2
4112	Engineering	Engineering Associate I	210	2	2	3	2	2
4112	Engineering	Senior Construction Inspector	208	1	1	1	1	1
4112	Engineering	Sr. Administrative Assistant	207	1	1	1	1	1
4112	Engineering	Engineering Technician I	206	1	1	1	1	1
4112	Engineering	Construction Inspector	206	5	5	5	5	5
4112	Engineering	Water Conservation Inspector	203	0	0	0	0	0

**CITY OF LAREDO**  
**FULL-TIME EQUIVALENT POSITION LISTING**

DEPT. DIV.	DIVISION NAME	POSITION TITLE	GRADE	AMENDED FY 21-22	AMENDED FY 22-23	ADOPTED FY 23-24	AMENDED FY 23-24	PROPOSED FY 24-25
	<b>Engineering Total</b>			<b>16</b>	<b>16</b>	<b>17</b>	<b>16</b>	<b>15</b>
4113	Water Conservation	Water Conservation Planner	207	0	0	0	0	1
4113	Water Conservation	Water Conservation Inspector	203	0	0	0	0	3
4113	Water Conservation	Project Specialist	201	0	0	0	0	1
	<b>Water Conservation Total</b>			<b>0</b>	<b>0</b>	<b>0</b>	<b>0</b>	<b>5</b>
4115	Utilities Billing	Superintendent, Customer Svc.	212	1	1	1	1	1
4115	Utilities Billing	Ass't Supt., Utility Billing	209	3	3	3	3	3
4115	Utilities Billing	Supervisor, Utility Systems	208	2	2	2	2	2
4115	Utilities Billing	Customer Service Supervisor	206	1	1	1	1	1
4115	Utilities Billing	Water Meter Servicer II	205	3	3	3	3	3
4115	Utilities Billing	Customer Service Representative II	204	4	4	4	4	4
4115	Utilities Billing	Cashier Teller I	203	2	2	2	2	2
4115	Utilities Billing	Water Meter Servicer I	203	20	20	22	22	26
4115	Utilities Billing	Customer Svc. Representative I	202	14	14	14	14	14
4115	Utilities Billing	Customer Svc. Representative I (2 @ .5 PT W/O Benefits)	202	0	0	2	1	1
4115	Utilities Billing	Office Assistant	201	4	4	4	4	4
	<b>Utilities Billing Total</b>			<b>54</b>	<b>54</b>	<b>58</b>	<b>57</b>	<b>61</b>
4116	Asset Management	Asset Management Coordinator	209	1	1	1	1	1
4116	Asset Management	Senior Office Assistant	202	2	2	2	2	2
4116	Asset Management	Project Specialist	201	1	1	1	1	1
	<b>Asset Management Total</b>			<b>4</b>	<b>4</b>	<b>4</b>	<b>4</b>	<b>4</b>
4120	Water Treatment	Superintendent, Water Treat.	212	2	1	1	1	1
4120	Water Treatment	Ass't. Supt., Water Treatment	209	1	2	2	2	2
4120	Water Treatment	Wtr./Wastewtr. Plant Op. Supv.	208	3	3	3	3	3
4120	Water Treatment	Wtr./Wastewtr. Plant Maint. Supv.	208	2	2	2	2	2
4120	Water Treatment	Electrical & Controls System Supervisor	208	1	1	1	1	1
4120	Water Treatment	Utility Systems Crew Leader	207	3	3	3	4	4
4120	Water Treatment	Supervisor, Bldg. & Grounds	207	1	1	1	1	1
4120	Water Treatment	Wtr./Wastewtr. Plant Operator III	207	6	9	9	9	9
4120	Water Treatment	Wtr./Wastewtr. Plant Operator II	206	11	4	4	11	11
4120	Water Treatment	Electrician Journeyman	206	1	1	1	1	1
4120	Water Treatment	Laboratory Analyst	205	0	1	0	0	0
4120	Water Treatment	Heavy Equipment Operator II	205	1	1	1	1	1
4120	Water Treatment	Heavy Equipment Operator I	204	2	2	2	2	2
4120	Water Treatment	Wtr./Wastewtr. Plant Operator I	204	9	13	13	6	6
4120	Water Treatment	Administrative Assistant	205	0	1	1	1	1
4120	Water Treatment	Utility Systems Worker II	203	17	16	16	15	15
4120	Water Treatment	Senior Office Assistant	202	1	1	1	1	1
4120	Water Treatment	Building Maintenance Worker	202	1	1	1	1	1
4120	Water Treatment	Groundskeeper	202	4	4	4	4	4
4120	Water Treatment	Project Specialist	201	0	0	1	1	0
	<b>Water Treatment Total</b>			<b>66</b>	<b>67</b>	<b>67</b>	<b>67</b>	<b>66</b>
4130	Transmission & Distribution	Superintendent, Water Distr.	212	1	1	1	1	1
4130	Transmission & Distribution	Ass't. Supt., Distribution Plant	209	1	1	1	1	1
4130	Transmission & Distribution	Maintenance Supervisor	208	3	3	3	3	3
4130	Transmission & Distribution	Project Coordinator	207	0	1	1	1	1
4130	Transmission & Distribution	Utility Systems Crew Leader	207	12	11	11	11	11
4130	Transmission & Distribution	Supervisor, Water Quality	207	0	1	1	1	1
4130	Transmission & Distribution	Heavy Equipment Operator II	205	2	2	2	2	2
4130	Transmission & Distribution	Administrative Assistant	205	2	2	2	2	2
4130	Transmission & Distribution	Heavy Equipment Operator I	204	16	16	16	16	16
4130	Transmission & Distribution	Utility Systems Worker II	203	14	14	14	14	14
4130	Transmission & Distribution	Senior Office Assistant	202	1	1	1	1	1
4130	Transmission & Distribution	Utility Systems Worker I	202	14	13	13	13	13
	<b>Transmission &amp; Distribution Total</b>			<b>66</b>	<b>66</b>	<b>66</b>	<b>66</b>	<b>66</b>
4135	Water Pollution Control	Superintendent, Water Pollut.	212	1	1	1	1	1
4135	Water Pollution Control	Water Conservation Planner	207	1	1	0	0	0
4135	Water Pollution Control	Supervisor, Pretreatment	207	1	1	1	1	1
4135	Water Pollution Control	Supervisor, Water Quality	207	1	1	1	1	1
4135	Water Pollution Control	Environmental Technician	204	3	3	3	3	3
4135	Water Pollution Control	Water Quality Inspector	203	3	3	3	3	3
4135	Water Pollution Control	Water Conservation Inspector	203	2	2	0	0	0
4135	Water Pollution Control	Senior Office Assistant	202	1	1	1	1	1
4135	Water Pollution Control	Project Specialist	201	1	1	0	0	0
	<b>Water Pollution Control Total</b>			<b>14</b>	<b>14</b>	<b>10</b>	<b>10</b>	<b>10</b>
4200	Administration	Assistant Director, Utilities	73	0	0	0	0	1
	<b>Administration Total</b>			<b>0</b>	<b>0</b>	<b>0</b>	<b>0</b>	<b>1</b>

**CITY OF LAREDO**  
**FULL-TIME EQUIVALENT POSITION LISTING**

DEPT. DIV.	DIVISION NAME	POSITION TITLE	GRADE	AMENDED FY 21-22	AMENDED FY 22-23	ADOPTED FY 23-24	AMENDED FY 23-24	PROPOSED FY 24-25
4210	Wastewater Treatment	Superintendent, Wastwtr. Trt.	212	1	1	1	1	1
4210	Wastewater Treatment	Ass't. Supt., Wastewater Treat.	209	1	1	1	1	1
4210	Wastewater Treatment	Wtr//Wastwtr. Plant Op. Supv.	208	5	5	5	5	6
4210	Wastewater Treatment	Water/wastewater Plant Maintenance Supervisor	208	0	0	0	1	1
4210	Wastewater Treatment	Maintenance Supervisor	208	1	1	1	0	0
4210	Wastewater Treatment	Wtr/Wastwtr Plant Operator III	207	1	1	1	1	1
4210	Wastewater Treatment	Laboratory Supervisor	207	1	1	1	1	1
4210	Wastewater Treatment	Master Electrician	207	2	1	1	1	1
4210	Wastewater Treatment	Utility Systems Crew Leader	207	0	0	0	2	3
4210	Wastewater Treatment	Sr. Administrative Assistant	207	1	1	1	1	1
4210	Wastewater Treatment	Elictrical Journeyman	206	0	1	1	1	1
4210	Wastewater Treatment	Wtr./Wastwtr. Plant Operator II	206	9	11	11	14	14
4210	Wastewater Treatment	Laboratory Analyst	205	4	3	4	3	3
4210	Wastewater Treatment	Heavy Equipment Operator II	205	3	5	5	4	5
4210	Wastewater Treatment	Heavy Equipment Operator I	204	2	0	0	0	0
4210	Wastewater Treatment	Wtr/Wastwtr Plant Operator I	204	15	13	13	10	22
4210	Wastewater Treatment	Utility Systems Worker II	203	11	12	12	12	16
4210	Wastewater Treatment	Utility Systems Worker I	202	1	0	0	0	0
4210	Wastewater Treatment	Custodian	201	1	1	1	1	1
4210	Wastewater Treatment	Project Specialist	201	1	1	1	1	1
4210	Wastewater Treatment	Office Assistant	201	1	1	1	1	1
4210	Wastewater Treatment	Buyer I	201	1	1	1	1	1
<b>Wastewater Treatment Total</b>				<b>62</b>	<b>61</b>	<b>62</b>	<b>62</b>	<b>81</b>
4220	Wastewater Collection	Superintendent, Wastewater Coll.	212	1	1	1	1	1
4220	Wastewater Collection	Ass't. Supt., Wastewater Coll.	209	1	1	1	1	1
4220	Wastewater Collection	Supervisor, Utility Systems	208	4	4	4	4	4
4220	Wastewater Collection	Utility Systems Crew Leader	207	4	5	5	5	5
4220	Wastewater Collection	Electrician Journeyman	206	2	2	2	2	2
4220	Wastewater Collection	Heavy Equipment Operator II	205	13	12	12	12	12
4220	Wastewater Collection	Administrative Assistant	205	1	1	1	1	1
4220	Wastewater Collection	Heavy Equipment Operator I	204	3	3	3	2	2
4220	Wastewater Collection	Utility Systems Worker II	203	11	11	11	12	12
4220	Wastewater Collection	Utility System Technician	202	5	5	5	5	5
4220	Wastewater Collection	Utility Systems Worker I	202	8	8	8	8	8
<b>Wastewater Collection Total</b>				<b>53</b>	<b>53</b>	<b>53</b>	<b>53</b>	<b>53</b>
5021	Emergency Rental Assistance 2nd Allocation	Community Development Program Coordinator	207	0	0	0	1	0
5021	Emergency Rental Assistance 2nd Allocation	Administrative Assistant	205	2	3	3	2	2
5021	Emergency Rental Assistance 2nd Allocation	Senior Office Assistant	202	0	1	1	1	1
5021	Emergency Rental Assistance 2nd Allocation	Office Assistant	201	0	1	1	1	1
<b>Emergency Rental Assistance 2nd Allocation Total</b>				<b>2</b>	<b>5</b>	<b>5</b>	<b>5</b>	<b>4</b>
5022	Emergency Rental Assistance	Community Development Program Coordinator	207	0	0	0	1	0
5022	Emergency Rental Assistance	Administrative Assistant	205	3	2	2	1	1
5022	Emergency Rental Assistance	Senior Office Assistant	202	4	3	3	3	3
5022	Emergency Rental Assistance	Office Assistant	201	1	0	0	0	0
<b>Emergency Rental Assistance Total</b>				<b>8</b>	<b>5</b>	<b>5</b>	<b>5</b>	<b>4</b>
5310	Administration	Convention & Visitors Bureau Director	R43	1	1	1	1	1
5310	Administration	Ass't. Dir., Con. & Visitors Bure	214	1	1	1	1	1
5310	Administration	CVB Marketing Manager	208	1	1	1	0	0
5310	Administration	CVB International Relations Coordinator	207	0	0	0	1	1
5310	Administration	CVB Marketing Coordinator	207	0	0	0	1	1
5310	Administration	CVB Services Coordinator	207	1	0	0	0	0
5310	Administration	CVB Sales Account Coordinator	207	0	1	1	2	2
5310	Administration	CVB Media Coordinator	207	0	1	1	1	1
5310	Administration	Sr. Administrative Assistant	207	1	1	1	0	0
5310	Administration	Administrative Assistant	205	2	1	1	1	1
5310	Administration	Maintenance Worker	203	1	1	1	1	1
5310	Administration	Senior Office Assistant	202	1	1	1	1	1
5310	Administration	Office Assistant	201	2	2	2	1	1
<b>Administration Total</b>				<b>11</b>	<b>11</b>	<b>11</b>	<b>11</b>	<b>11</b>
5507	311 Program	Customer Service Coordinator	208	1	1	0	0	0
5507	311 Program	Customer Service Representative I	202	5	8	0	0	0
5507	311 Program	Custodian (PT W/O Benefits)	201	0.48	0.48	0	0	0
<b>311 Program Total</b>				<b>6.48</b>	<b>9.48</b>	<b>0</b>	<b>0</b>	<b>0</b>
5510	Telecommunication	Information Services & Telecomm. Director	R45	1	1	1	1	1
5510	Telecommunication	Ass't Dir., Info.Svcs. & Telecom	215	0	0	1	1	1
5510	Telecommunication	IT Security Analyst	209	1	1	0	0	0
5510	Telecommunication	Network Specialist I	209	0	1	1	1	0

**CITY OF LAREDO**  
**FULL-TIME EQUIVALENT POSITION LISTING**

DEPT. DIV.	DIVISION NAME	POSITION TITLE	GRADE	AMENDED FY 21-22	AMENDED FY 22-23	ADOPTED FY 23-24	AMENDED FY 23-24	PROPOSED FY 24-25
5510	Telecommunication	Administrative Assistant	205	1	2	2	2	2
	<b>Telecommunication Total</b>			<b>3</b>	<b>5</b>	<b>5</b>	<b>5</b>	<b>4</b>
5515	Radio Communication	Radio Communications Admin.	211	1	1	1	1	1
	<b>Radio Communication Total</b>			<b>1</b>	<b>1</b>	<b>1</b>	<b>1</b>	<b>1</b>
5520	Mainframe	Manager, Information Systems	213	1	1	1	1	1
5520	Mainframe	MIS Project Manager	210	0	0	0	0	1
5520	Mainframe	Senior MIS Analyst	210	0	0	0	0	1
5520	Mainframe	Applications Analyst II	209	2	2	2	2	2
5520	Mainframe	Applications Analyst I	208	1	1	1	1	1
5520	Mainframe	Computer Operator	203	1	1	1	1	1
	<b>Mainframe Total</b>			<b>5</b>	<b>5</b>	<b>5</b>	<b>5</b>	<b>7</b>
5525	Network	Manager, Network Administration	213	1	1	1	1	1
5525	Network	Network Specialist II	210	1	2	2	2	3
5525	Network	Network Specialist I	209	5	5	5	5	5
5525	Network	Micro Computer Specialist	205	3	3	3	3	3
5525	Network	Computer Operator	203	2	5	5	5	5
	<b>Network Total</b>			<b>12</b>	<b>16</b>	<b>16</b>	<b>16</b>	<b>17</b>
5530	I-Net	Manager, Network Systems	213	1	1	1	1	1
5530	I-Net	Manager, Network Administration	213	0	1	1	1	1
5530	I-Net	Utilities Network Administrator	213	1	0	0	0	0
5530	I-Net	Network Specialist II	210	1	1	1	1	1
5530	I-Net	Network Specialist I	209	4	4	3	3	4
	<b>I-Net Total</b>			<b>7</b>	<b>7</b>	<b>6</b>	<b>6</b>	<b>7</b>
5536	WiFi	Network Specialist I	209	2	2	2	2	2
	<b>WiFi Total</b>			<b>2</b>	<b>2</b>	<b>2</b>	<b>2</b>	<b>2</b>
5537	City Hall Annex	Building Maintenance Supervisor	207	1	1	1	1	1
5537	City Hall Annex	Custodian	201	2	2	3	3	3
	<b>City Hall Annex Total</b>			<b>3</b>	<b>3</b>	<b>4</b>	<b>4</b>	<b>4</b>
5538	Open Data	Data Officer	208	1	1	1	1	1
	<b>Open Data Total</b>			<b>1</b>	<b>1</b>	<b>1</b>	<b>1</b>	<b>1</b>
5539	CyberSecurity	IT Security Analyst	209	0	0	1	1	1
5539	CyberSecurity	Network Specialist I	209	0	0	1	1	1
	<b>CyberSecurity Total</b>			<b>0</b>	<b>0</b>	<b>2</b>	<b>2</b>	<b>2</b>
5568	911 Regional-Other	911 Program Manager	213	1	1	1	1	1
5568	911 Regional-Other	911 Mapping & Database Maintenance Specialist	209	1	1	1	1	1
5568	911 Regional-Other	GIS Analyst	208	1	1	1	1	1
5568	911 Regional-Other	911 Program Specialist	208	2	2	2	2	2
5568	911 Regional-Other	Administrative Assistant	205	1	1	1	1	1
	<b>911 Regional-Other Total</b>			<b>6</b>	<b>6</b>	<b>6</b>	<b>6</b>	<b>6</b>
5710	Internal Audit	Internal Auditor	R43	0	0	0	0	1
5710	Internal Audit	Auditor II	209	0	0	0	0	2
5710	Internal Audit	Auditor I	208	0	0	0	0	2
	<b>Internal Audit Total</b>			<b>0</b>	<b>0</b>	<b>0</b>	<b>0</b>	<b>5</b>
6002	HIV Prevention	Caseworker	206	1	1	1	1	1
6002	HIV Prevention	Public Health Technician	206	0	0	0	1	1
6002	HIV Prevention	Health Educator II	204	2	2	2	1	1
6002	HIV Prevention	Health Educator I	202	0	1	1	1	1
	<b>HIV Prevention Total</b>			<b>3</b>	<b>4</b>	<b>4</b>	<b>4</b>	<b>4</b>
6003	TB Federal	Medical Office Assistant II	205	1	1	0	0	0
6003	TB Federal	Medical Office Assistant I	204	1	2	2	1	1
	<b>TB Federal Total</b>			<b>2</b>	<b>3</b>	<b>2</b>	<b>1</b>	<b>1</b>
6004	Primary Health Care	Medical Office Assistant II	205	1	1	1	1	1
6004	Primary Health Care	Administrative Assistant	205	1	1	1	1	1
	<b>Primary Health Care Total</b>			<b>2</b>	<b>2</b>	<b>2</b>	<b>2</b>	<b>2</b>
6005	TB Elimination	Community Service Aide	201	1	1	1	1	1
	<b>TB Elimination Total</b>			<b>1</b>	<b>1</b>	<b>1</b>	<b>1</b>	<b>1</b>
6006	Immunization Action Plan	Disease Intervention Manager	212	0	1	1	1	1
6006	Immunization Action Plan	RN, Nurse Supervisor	211	1	0	0	0	0
6006	Immunization Action Plan	Licensed Vocational Nurse III	209	1	0	0	0	0
6006	Immunization Action Plan	Health Educator I	202	2	2	2	2	2
6006	Immunization Action Plan	Senior Office Assistant	202	1	0	0	0	0
6006	Immunization Action Plan	Office Assistant	201	1	2	2	2	2
6006	Immunization Action Plan	Community Service Aide	201	1	1	1	1	0
	<b>Immunization Action Plan Total</b>			<b>7</b>	<b>6</b>	<b>6</b>	<b>6</b>	<b>5</b>
6007	O.P.H.P.	Clinical Services Administrator	213	1	1	1	1	1
6007	O.P.H.P.	RN,Nurse Practitioner Supervisor	212	1	1	1	1	1
6007	O.P.H.P.	Licensed Vocational Nurse III	209	1	1	0	0	0



**CITY OF LAREDO**  
**FULL-TIME EQUIVALENT POSITION LISTING**

DEPT. DIV.	DIVISION NAME	POSITION TITLE	GRADE	AMENDED FY 21-22	AMENDED FY 22-23	ADOPTED FY 23-24	AMENDED FY 23-24	PROPOSED FY 24-25
6007	O.P.H.P.	Licensed Vocational Nurse II	208	1	1	1	1	1
6007	O.P.H.P.	Sanitarian II	207	1	1	0	0	0
6007	O.P.H.P.	Senior Sanitation Inspector	206	1	1	1	1	1
6007	O.P.H.P.	Medical Office Assistant I	204	1	1	1	1	1
	<b>O.P.H.P. Total</b>			<b>7</b>	<b>7</b>	<b>5</b>	<b>5</b>	<b>5</b>
6008	WIC	WIC Program Administrator	213	0	0	0	1	1
6008	WIC	Health Educator Supervisor	210	2	0	0	0	0
6008	WIC	Nutrition Manager	210	0	2	2	2	2
6008	WIC	WIC Supervisor	208	2	3	3	3	3
6008	WIC	Nutritionist	207	8	7	7	7	7
6008	WIC	Sr. Administrative Assistant	207	1	1	1	1	1
6008	WIC	Administrative Assistant	205	1	1	1	1	1
6008	WIC	Groundskeeper	202	1	1	1	1	1
6008	WIC	Health Educator I	202	1	1	1	1	1
6008	WIC	Senior Office Assistant	202	3	2	2	2	2
6008	WIC	Office Assistant	201	8	6	6	6	6
6008	WIC	Breastfeeding Peer Lay Educator	201	5	5	5	6	6
6008	WIC	Community Service Aide	201	1	1	1	1	1
6008	WIC	Custodian	201	5	5	5	5	5
6008	WIC	Nutrition Aide	201	30	30	30	29	29
	<b>WIC Total</b>			<b>68</b>	<b>65</b>	<b>65</b>	<b>66</b>	<b>66</b>
6009	WIC - Counties Expansion	Licensed Vocational Nurse III	209	1	1	1	1	1
6009	WIC - Counties Expansion	WIC Supervisor	208	1	1	1	1	1
6009	WIC - Counties Expansion	Nutritionist	207	5	4	4	4	4
6009	WIC - Counties Expansion	Office Assistant	201	4	4	4	4	4
6009	WIC - Counties Expansion	Breastfeeding Peer Lay Educator	201	1	1	1	0	0
6009	WIC - Counties Expansion	Nutrition Aide	201	5	5	5	5	5
	<b>WIC - Counties Expansion Total</b>			<b>17</b>	<b>16</b>	<b>16</b>	<b>15</b>	<b>15</b>
6010	Bioterrorism	Epidemiologist Supervisor	211	1	1	1	1	1
6010	Bioterrorism	Epidemiologist	210	1	1	1	1	1
6010	Bioterrorism	Public Health Technician	206	2	1	1	1	1
	<b>Bioterrorism Total</b>			<b>4</b>	<b>3</b>	<b>3</b>	<b>3</b>	<b>3</b>
6018	Title V / Prenatal Services	Office Assistant	201	1	1	1	1	1
	<b>Title V / Prenatal Services Total</b>			<b>1</b>	<b>1</b>	<b>1</b>	<b>1</b>	<b>1</b>
6019	H.O.P.W.A	Caseworker	206	1	1	1	1	1
	<b>H.O.P.W.A Total</b>			<b>1</b>	<b>1</b>	<b>1</b>	<b>1</b>	<b>1</b>
6020	Ryan White	Quality Management Coordinator	208	0	1	0	0	0
6020	Ryan White	Public Health Technician	206	1	1	1	1	1
6020	Ryan White	Caseworker	206	1	1	1	1	1
6020	Ryan White	Administrative Assistant	205	1	1	1	0	0
6020	Ryan White	Health Educator I	202	1	1	1	0	0
	<b>Ryan White Total</b>			<b>4</b>	<b>5</b>	<b>4</b>	<b>2</b>	<b>2</b>
6021	HIV Health Services	Public Health Technician	206	0	0	0	1	1
6021	HIV Health Services	Administrative Assistant	205	1	1	1	1	1
6021	HIV Health Services	Health Educator I	202	0	0	0	1	1
	<b>HIV Health Services Total</b>			<b>1</b>	<b>1</b>	<b>1</b>	<b>3</b>	<b>3</b>
6027	Healthy Texas Babies	Public Health Technician	206	1	1	1	1	1
	<b>Healthy Texas Babies Total</b>			<b>1</b>	<b>1</b>	<b>1</b>	<b>1</b>	<b>1</b>
6033	Ebola Surveillance	Public Health Technician	206	1	1	1	1	1
	<b>Ebola Surveillance Total</b>			<b>1</b>	<b>1</b>	<b>1</b>	<b>1</b>	<b>1</b>
6037	Obesity Prevention Program	Health Education & Promotion Manager	212	1	1	1	1	1
	<b>Obesity Prevention Program Total</b>			<b>1</b>	<b>1</b>	<b>1</b>	<b>1</b>	<b>1</b>
6040	Family Supp/Comm. Resource	Health Educator Supervisor	210	1	1	1	1	1
	<b>Family Supp/Comm. Resource Total</b>			<b>1</b>	<b>1</b>	<b>1</b>	<b>1</b>	<b>1</b>
6041	COVID19 Crisis	Microbiologist	208	1	1	0	0	0
6041	COVID19 Crisis	Public Health Tech	206	1	0	0	0	0
	<b>COVID19 Crisis Total</b>			<b>2</b>	<b>1</b>	<b>0</b>	<b>0</b>	<b>0</b>
6042	IDCU COVID	Epidemiologist	210	2	3	2	2	1
6042	IDCU COVID	Microbiologist	208	3	3	2	2	1
6042	IDCU COVID	Senior Medical Technologist	207	1	1	1	1	1
6042	IDCU COVID	Public Health Technician	206	2	3	3	3	2
6042	IDCU COVID	Caseworker	206	1	0	0	0	0
6042	IDCU COVID	Administrative Assistant	205	1	0	0	0	0
6042	IDCU COVID	Medical Office Assistant II	205	1	1	1	1	1
6042	IDCU COVID	Medical Office Assistant I	204	2	2	1	1	1
6042	IDCU COVID	Senior Office Assistant	202	1	2	1	1	1
	<b>IDCU COVID Total</b>			<b>14</b>	<b>15</b>	<b>11</b>	<b>11</b>	<b>8</b>

**CITY OF LAREDO**  
**FULL-TIME EQUIVALENT POSITION LISTING**

DEPT. DIV.	DIVISION NAME	POSITION TITLE	GRADE	AMENDED FY 21-22	AMENDED FY 22-23	ADOPTED FY 23-24	AMENDED FY 23-24	PROPOSED FY 24-25
6043	Community Mental Health	Health Educator Supervisor	210	1	1	1	1	1
6043	Community Mental Health	License Professional Counselor	208	1	1	1	1	1
6043	Community Mental Health	Health Program Coordinator	207	1	1	1	1	1
6043	Community Mental Health	Caseworker	206	2	2	2	3	3
6043	Community Mental Health	Medical Office Assistant II	205	2	2	2	1	1
6043	Community Mental Health	Administrative Assistant	205	1	1	1	1	1
6043	Community Mental Health	Health Educator I	202	3	3	3	3	3
<b>Community Mental Health Total</b>				<b>11</b>	<b>11</b>	<b>11</b>	<b>11</b>	<b>11</b>
6044	Diabetes Prevention	Chronic Disease Prevention Supervisor	210	0	0	0	1	1
6044	Diabetes Prevention	Health Educator I	202	1	1	1	0	0
<b>Diabetes Prevention Total</b>				<b>1</b>	<b>1</b>	<b>1</b>	<b>1</b>	<b>1</b>
6046	COVID-19 Vaccine Capacity	Epidemiologist	210	2	1	0	0	0
6046	COVID-19 Vaccine Capacity	Registered Nurse II	210	1	1	1	1	1
6046	COVID-19 Vaccine Capacity	Licensed Vocational Nurse III	209	0	1	1	1	1
6046	COVID-19 Vaccine Capacity	Public Information Specialist	209	1	1	1	1	1
6046	COVID-19 Vaccine Capacity	Application Analyst I	208	1	1	1	1	1
6046	COVID-19 Vaccine Capacity	Supervisor, Public Health Prom. Prog.	208	1	1	1	1	1
6046	COVID-19 Vaccine Capacity	Health Program Coordinator	207	1	1	1	1	0
6046	COVID-19 Vaccine Capacity	Public Health Technician	206	1	1	1	1	1
6046	COVID-19 Vaccine Capacity	Budget Analyst I	205	1	1	1	1	1
6046	COVID-19 Vaccine Capacity	Program Promotion Specialist	205	20	17	17	17	10
6046	COVID-19 Vaccine Capacity	Medical Office Assistant I	204	4	4	4	4	4
6046	COVID-19 Vaccine Capacity	Senior Office Assistant	202	5	5	5	5	3
<b>COVID-19 Vaccine Capacity Total</b>				<b>38</b>	<b>35</b>	<b>34</b>	<b>34</b>	<b>24</b>
6047	Public Health Workforce	Epidemiology Administrator	213	1	1	1	1	1
6047	Public Health Workforce	Epidemiologist	210	1	1	1	1	1
6047	Public Health Workforce	Public Information Specialist	209	1	1	1	1	1
6047	Public Health Workforce	Microbiologist	208	1	1	1	1	1
6047	Public Health Workforce	Lic., Professional Counselor	208	1	1	1	1	1
6047	Public Health Workforce	HR Senior Recruiter	208	1	1	1	1	0
6047	Public Health Workforce	Health Equity Analyst	208	0	0	0	1	1
6047	Public Health Workforce	Health Grant Specialist	207	1	1	1	1	1
6047	Public Health Workforce	Public Health Technician	206	1	0	0	0	0
6047	Public Health Workforce	Training Specialist	206	1	1	1	1	1
6047	Public Health Workforce	Sanitarian I	205	1	1	0	0	0
6047	Public Health Workforce	Custodian	201	1	1	1	1	1
<b>Public Health Workforce Total</b>				<b>11</b>	<b>10</b>	<b>9</b>	<b>10</b>	<b>9</b>
6048	Health Equity	Health Equity Analyst	208	2	3	3	2	1
6048	Health Equity	Public Health Technician	206	0	1	1	1	1
6048	Health Equity	Administrative Assistant	205	1	1	1	1	0
<b>Health Equity Total</b>				<b>3</b>	<b>5</b>	<b>5</b>	<b>4</b>	<b>2</b>
6099	Health Grant Employees	Disease Intervention Manager	212	1	1	1	1	1
6099	Health Grant Employees	RN, Nurse Supervisor	211	1	1	1	1	1
6099	Health Grant Employees	Disease Intervention Supervisor	210	0	1	1	1	1
6099	Health Grant Employees	Chronic Disease Prevention Supervisor	210	0	1	1	0	0
6099	Health Grant Employees	Health Educator Supervisor	210	2	0	0	0	0
6099	Health Grant Employees	Registered Nurse II	210	2	2	2	2	2
6099	Health Grant Employees	Caseworker	206	2	2	2	2	2
6099	Health Grant Employees	Medical Office Assistant I	204	1	0	0	1	1
6099	Health Grant Employees	Health Educator I	202	0	0	0	1	1
<b>Health Grant Employees Total</b>				<b>9</b>	<b>8</b>	<b>8</b>	<b>9</b>	<b>9</b>
6104	Nurse Family Partnership	RN, Nurse Supervisor	211	1	1	1	1	1
6104	Nurse Family Partnership	Registered Nurse II	210	4	4	4	4	4
6104	Nurse Family Partnership	Licensed Professional Counselor	208	1	1	1	0	0
6104	Nurse Family Partnership	Administrative Assistant	205	1	1	1	1	1
6104	Nurse Family Partnership	Health Educator II	204	0	0	0	1	1
<b>Nurse Family Partnership Total</b>				<b>7</b>	<b>7</b>	<b>7</b>	<b>7</b>	<b>7</b>
6106	1115 Waiver	Manager, Network Systems	213	1	1	0	0	0
6106	1115 Waiver	RN, Nurse Practitioner Supervisor	212	1	1	0	0	0
6106	1115 Waiver	Sanitarian III	209	1	1	1	1	1
6106	1115 Waiver	Physician Assistant	209	1	1	1	1	1
6106	1115 Waiver	Caseworker	206	1	1	1	1	1
6106	1115 Waiver	Medical Office Assistant II	205	1	0	0	0	0
6106	1115 Waiver	Building Maintenance Mechanic	204	1	0	0	0	0
6106	1115 Waiver	Health Educator I	202	1	0	0	0	0
<b>1115 Waiver Total</b>				<b>8</b>	<b>5</b>	<b>3</b>	<b>3</b>	<b>3</b>
6109	Healthy Texas Women	RN, Nurse Practitioner Supervisor	212	1	1	1	1	1

**CITY OF LAREDO**  
**FULL-TIME EQUIVALENT POSITION LISTING**

DEPT. DIV.	DIVISION NAME	POSITION TITLE	GRADE	AMENDED FY 21-22	AMENDED FY 22-23	ADOPTED FY 23-24	AMENDED FY 23-24	PROPOSED FY 24-25
6109	Healthy Texas Women	Public Health Technician	206	1	1	1	1	1
6109	Healthy Texas Women	Medical Office Assistant II	205	1	1	1	1	1
6109	Healthy Texas Women	Health Educator I	202	1	1	1	3	3
6109	Healthy Texas Women	Senior Office Assistant	202	1	1	1	1	1
	<b>Healthy Texas Women Total</b>			<b>5</b>	<b>5</b>	<b>5</b>	<b>7</b>	<b>7</b>
6110	Family Planning-Open Enrollment	Medical Office Assistant II	205	1	1	1	1	1
	<b>Family Planning-Open Enrollment Total</b>			<b>1</b>	<b>1</b>	<b>1</b>	<b>1</b>	<b>1</b>
6111	HIV Ryan White Part C	Licensed Professional Counselor	208	2	1	1	1	1
6111	HIV Ryan White Part C	Caseworker	206	0	1	1	1	1
	<b>HIV Ryan White Part C Total</b>			<b>2</b>	<b>2</b>	<b>2</b>	<b>2</b>	<b>2</b>
6114	LDO Outpatient Treat. Prgm.	Disease Intervention Manager	212	0	1	1	1	1
6114	LDO Outpatient Treat. Prgm.	Licensed Professional Counselor	208	0	1	1	1	1
6114	LDO Outpatient Treat. Prgm.	Public Health Technician	206	0	1	1	1	1
6114	LDO Outpatient Treat. Prgm.	Caseworker	206	0	4	3	3	3
6114	LDO Outpatient Treat. Prgm.	Medical Office Assistant II	205	0	1	1	1	1
6114	LDO Outpatient Treat. Prgm.	Health Educator I	202	0	2	2	2	1
6114	LDO Outpatient Treat. Prgm.	Office Assistant	201	0	1	1	1	1
	<b>LDO Outpatient Treat. Prgm. Total</b>			<b>0</b>	<b>11</b>	<b>10</b>	<b>10</b>	<b>9</b>
6115	Closing the Gap	Program Promotion Specialist	205	0	1	1	1	0
6115	Closing the Gap	Medical Office Assistant I	204	0	1	1	1	0
6115	Closing the Gap	Health Educator I	202	0	1	1	1	0
	<b>Closing the Gap Total</b>			<b>0</b>	<b>3</b>	<b>3</b>	<b>3</b>	<b>0</b>
6116	LDO/Webb Detox Center	Detoxification Director	R45	0	1	0	0	0
6116	LDO/Webb Detox Center	Disease Intervention Manager	212	0	1	0	0	0
6116	LDO/Webb Detox Center	RN, Nurse Practitioner Supervisor	212	0	1	0	0	0
6116	LDO/Webb Detox Center	Licensed Professional Counselor	208	0	1	0	0	0
6116	LDO/Webb Detox Center	Grants Coordinator	207	0	1	0	0	0
6116	LDO/Webb Detox Center	Public Health Technician	206	0	14	0	0	0
6116	LDO/Webb Detox Center	Caseworker	206	0	2	0	0	0
6116	LDO/Webb Detox Center	Pharmacy Technician	204	0	1	0	0	0
6116	LDO/Webb Detox Center	Building Maintenance Mechanic	204	0	1	0	0	0
6116	LDO/Webb Detox Center	Licensed Vocational Nurse III	203	0	7	0	0	0
6116	LDO/Webb Detox Center	Senior Office Assistant	202	0	2	0	0	0
6116	LDO/Webb Detox Center	Custodian	201	0	1	0	0	0
	<b>Detoxification Center Total</b>			<b>0</b>	<b>33</b>	<b>0</b>	<b>0</b>	<b>0</b>
6117	Autism Spec. Disorder Sur	Epidemiologist Supervisor	211	0	1	1	1	1
6117	Autism Spec. Disorder Sur	Epidemiologist	210	0	1	1	1	1
6117	Autism Spec. Disorder Sur	Application Analyst II	209	0	1	1	1	1
6117	Autism Spec. Disorder Sur	Public Health Technician	206	0	2	2	2	2
6117	Autism Spec. Disorder Sur	Senior Office Assistant	202	0	1	1	1	1
	<b>Autism Spec. Disorder Sur Total</b>			<b>0</b>	<b>6</b>	<b>6</b>	<b>6</b>	<b>6</b>
6118	Drug Court Treat. Program	Licensed Professional Counselor	208	0	0	0	1	0
6118	Drug Court Treat. Program	Caseworker	206	0	0	0	2	0
6118	Drug Court Treat. Program	Health Educator I	202	0	0	0	1	0
	<b>Drug Court Treat. Program Total</b>			<b>0</b>	<b>0</b>	<b>0</b>	<b>4</b>	<b>0</b>
6203	WHFPT-Title X	Medical Office Assistant I	204	1	1	1	1	1
	<b>WHFPT-Title X Total</b>			<b>1</b>	<b>1</b>	<b>1</b>	<b>1</b>	<b>1</b>
6409	Univer. Health/HEP C Care	Health Program Coordinator	207	0	1	1	1	1
6409	Univer. Health/HEP C Care	Medical Office Assistant I	204	0	0	0	1	1
6409	Univer. Health/HEP C Care	Health Educator II	204	0	1	1	1	1
	<b>Univer. Health/HEP C Care Total</b>			<b>0</b>	<b>2</b>	<b>2</b>	<b>3</b>	<b>3</b>
6512	Naccho-Disabilities Covid	Program Promotion Specialist	205	0	2	2	2	1
	<b>Naccho-Disabilities Covid Total</b>			<b>0</b>	<b>2</b>	<b>2</b>	<b>2</b>	<b>1</b>
6800	Women/Children Health Pro	Medical Office Assistant II	205	0	1	1	1	1
6800	Women/Children Health Pro	Building Maintenance Mechanic	204	0	1	1	1	1
6800	Women/Children Health Pro	Health Educator I	202	0	1	1	1	1
	<b>Women/Children Health Pro Total</b>			<b>0</b>	<b>3</b>	<b>3</b>	<b>3</b>	<b>3</b>
6966	Home Arp	Community Development Program Coordinator	207	0	0	0	0	1
6966	Home Arp	Sr. Administrative Assistant	207	1	1	1	0	0
6966	Home Arp	Property Compliance Inspector	206	0	0	0	1	1
6966	Home Arp	Administrative Assistant	205	0	0	0	0	1
6966	Home Arp	Senior Office Assistant	202	1	1	1	1	1
	<b>Home Arp Total</b>			<b>2</b>	<b>2</b>	<b>2</b>	<b>2</b>	<b>4</b>
6967	48th Action Year/ 2022 GT	Administrative Assistant	205	1	1	1	1	1
	<b>48th Action Year/ 2022 GT Total</b>			<b>1</b>	<b>1</b>	<b>1</b>	<b>1</b>	<b>1</b>
7410	Administration	Detoxification Director	R45	0	0	1	1	1
7410	Administration	Disease Intervention Manager	212	0	0	1	1	1

**CITY OF LAREDO**  
**FULL-TIME EQUIVALENT POSITION LISTING**

DEPT. DIV.	DIVISION NAME	POSITION TITLE	GRADE	AMENDED FY 21-22	AMENDED FY 22-23	ADOPTED FY 23-24	AMENDED FY 23-24	PROPOSED FY 24-25
7410	Administration	RN, Nurse Practitioner Supervisor	212	0	0	1	0	0
7410	Administration	Physician Assistant Supervisor	211	0	0	0	1	0
7410	Administration	Licensed Vocational Nurse III	209	0	0	7	7	7
7410	Administration	Licensed Chemical Dependency Counselor/Counselor Intern	208	0	0	0	2	2
7410	Administration	Licensed Professional Counselor	208	0	0	1	1	1
7410	Administration	Grants Coordinator	207	0	0	1	1	1
7410	Administration	Public Health Technician	206	0	0	16	16	16
7410	Administration	Caseworker	206	0	0	2	2	2
7410	Administration	Pharmacy Technician	204	0	0	1	1	1
7410	Administration	Building Maintenance Mechanic	204	0	0	1	1	1
7410	Administration	Senior Office Assistant	202	0	0	2	2	2
7410	Administration	Custodian	201	0	0	1	1	1
	<b>Administration Total</b>			<b>0</b>	<b>0</b>	<b>35</b>	<b>37</b>	<b>36</b>
7510	Administration	Economic Development Director	R44	1	1	1	1	1
7510	Administration	Finance & Compliance Specialist	R37	1	0	0	0	0
7510	Administration	Programs Administrator	214	1	1	1	0	0
7510	Administration	Business Development Administrator	212	0	0	0	1	1
7510	Administration	Economic Development Administrator	208	1	1	1	1	1
7510	Administration	Business Development Specialist	208	0	1	1	1	1
7510	Administration	Grants Coordinator	207	0	1	1	1	1
7510	Administration	Sr. Administrative Assistant	207	1	0	0	0	0
7510	Administration	Redevelopment Coordinator	206	0	1	1	1	1
7510	Administration	Administrative Assistant	205	1	1	1	1	1
	<b>Administration Total</b>			<b>6</b>	<b>7</b>	<b>7</b>	<b>7</b>	<b>7</b>
7610	Animal Care & Facility	Animal Care Services Director	R43	1	1	1	0	0
7610	Animal Care & Facility	Assistant Director, Animal Care Services	216	0	0	0	1	0
7610	Animal Care & Facility	Shelter Operations Manager	209	1	3	3	3	0
7610	Animal Care & Facility	Animal Care Program Coordinator	207	1	1	1	1	0
7610	Animal Care & Facility	Sr. Administrative Assistant	207	1	0	0	0	0
7610	Animal Care & Facility	Animal Care Supervisor	205	3	3	3	3	0
7610	Animal Care & Facility	Rescue Specialist	205	1	1	1	1	0
7610	Animal Care & Facility	Animal Adoption Specialist	205	1	1	1	1	0
7610	Animal Care & Facility	Administrative Assistant	205	1	1	1	1	0
7610	Animal Care & Facility	Animal Control Officer II	204	2	2	2	2	0
7610	Animal Care & Facility	Veterinarian Technician	203	5	5	5	5	0
7610	Animal Care & Facility	Animal Control Officer I	203	11	10	10	10	0
7610	Animal Care & Facility	Kennel Worker	202	11	11	11	11	0
7610	Animal Care & Facility	Animal Control Dispatcher	201	1	1	1	1	0
7610	Animal Care & Facility	Office Assitant	201	3	3	3	3	0
7610	Animal Care & Facility	Custodian	201	1	1	1	1	0
	<b>Animal Care &amp; Facility Total</b>			<b>44</b>	<b>44</b>	<b>44</b>	<b>44</b>	<b>0</b>
8035	Non CDBG Code Enforcement (GF)	Property Code Enforce Inp II	204	3	3	3	3	3
	<b>Non CDBG Code Enforcement Total</b>			<b>3</b>	<b>3</b>	<b>3</b>	<b>3</b>	<b>3</b>
8035	Non CDBG Code Enforcement (Fund #249)	Property Code Enforce Inp II	204	1	1	1	1	1
	<b>Non CDBG Code Enforcement (Fund #249) Total</b>			<b>1</b>	<b>1</b>	<b>1</b>	<b>1</b>	<b>1</b>
8040	Center for Non-Profit Mgmt.	Comm. Development Progm. Coord.	207	1	1	1	1	1
	<b>Center for Non-Profit Mgmt. Total</b>			<b>1</b>	<b>1</b>	<b>1</b>	<b>1</b>	<b>1</b>
8041	Real Estate	Real Estate Manager	210	0	0	0	1	1
8041	Real Estate	Real Estate Manager	208	1	1	1	0	0
8041	Real Estate	Project Coordinator	207	0	1	1	1	1
8041	Real Estate	Administrative Assistant	205	1	1	1	1	1
8041	Real Estate	Real Estate Assistant	203	2	1	1	1	1
	<b>Real Estate Total</b>			<b>4</b>	<b>4</b>	<b>4</b>	<b>4</b>	<b>4</b>
8047	Covid-Fire Task Force	Firefighter Cadet	FA1	0	0	0	0	0
	<b>Covid-Fire Task Force Total</b>			<b>0</b>	<b>0</b>	<b>0</b>	<b>0</b>	<b>0</b>
8050	Shelter and Services Prgm	Assistant Emergency Management Coordinator	210	0	0	0	1	0
8050	Shelter and Services Prgm	Grants Coordinator	207	0	0	0	1	0
8050	Shelter and Services Prgm	Administrative Assistant	205	0	0	0	0	0
	<b>Shelter and Services Prgm Total</b>			<b>0</b>	<b>0</b>	<b>0</b>	<b>2</b>	<b>0</b>
8310	TX Cares TEMAP	Grants Coordinator	207	1	1	1	1	0
	<b>TX Cares TEMAP Total</b>			<b>1</b>	<b>1</b>	<b>1</b>	<b>1</b>	<b>0</b>
9252	Dept. of HUD	Administrative Assistant	205	1	1	1	1	0
	<b>Administration Total</b>			<b>1</b>	<b>1</b>	<b>1</b>	<b>1</b>	<b>0</b>
9332	Downtown Senior Rec	Supervisor, Recreation Center	207	1	0	0	0	0
9332	Downtown Senior Rec	Recreation Center Leader	203	1	0	0	0	0
9332	Downtown Senior Rec	Recreation Specialist	201	1	0	0	0	0
	<b>Downtown Senior Rec Total</b>			<b>3</b>	<b>0</b>	<b>0</b>	<b>0</b>	<b>0</b>

**CITY OF LAREDO**  
**FULL-TIME EQUIVALENT POSITION LISTING**

DEPT. DIV.	DIVISION NAME	POSITION TITLE	GRADE	AMENDED FY 21-22	AMENDED FY 22-23	ADOPTED FY 23-24	AMENDED FY 23-24	PROPOSED FY 24-25
9610	Administration	Community Development Director	R43	1	1	1	1	1
9610	Administration	Assistant Director, Community Development	214	0	0	0	1	1
9610	Administration	Program Administrator	214	1	1	1	0	0
9610	Administration	Housing Program Manager	210	1	1	1	1	1
9610	Administration	Compliance Manager	210	0	0	0	2	1
9610	Administration	Compliance Officer	208	1	1	1	0	0
9610	Administration	Grants Coordinator	207	0	0	0	0	1
9610	Administration	Community Development Program Coordinator	207	0	0	0	1	1
9610	Administration	Sr. Administrative Assistant	207	2	2	2	1	1
9610	Administration	Administrative Assistant	205	1	1	1	0	0
9610	Administration	Office Assistant	201	1	1	1	1	1
9610	Administration	Custodian (PT W/O Benefits)	201	0.48	0.48	0.48	0.48	0.48
	<b>Administration Total</b>			<b>8.48</b>	<b>8.48</b>	<b>8.48</b>	<b>8.48</b>	<b>8.48</b>
9620	Housing Rehab.	Community Development Program Coordinator	207	0	0	0	0	1
9620	Housing Rehab.	Housing Rehab Inspector	205	3	3	3	3	3
9620	Housing Rehab.	Administrative Assistant	205	1	1	1	1	1
9620	Housing Rehab.	Housing Eligibility Technician	201	1	1	1	1	1
	<b>Housing Rehab. Total</b>			<b>5</b>	<b>5</b>	<b>5</b>	<b>5</b>	<b>6</b>
9630	Code Enforcement	Supervisor, Property Code Enforcement	209	0	1	1	1	1
9630	Code Enforcement	Supervisor, Property Code Enforcement	207	1	0	0	0	0
9630	Code Enforcement	Property Code Enforcement Officer III	207	0	0	0	1	1
9630	Code Enforcement	Property Code Enforce Inp II	204	4	4	4	3	3
9630	Code Enforcement	Property Codes Enforce Inspector I	202	2	2	2	2	2
9630	Code Enforcement	Office Assistant	201	1	1	1	1	1
	<b>Code Enforcement Total</b>			<b>8</b>	<b>8</b>	<b>8</b>	<b>8</b>	<b>8</b>
9631	Graffiti Removal	Maintenance Worker	203	1	1	1	1	1
	<b>Graffiti Removal Total</b>			<b>1</b>	<b>1</b>	<b>1</b>	<b>1</b>	<b>1</b>
	<b>Grand Total</b>			<b>3,192.34</b>	<b>3,276.34</b>	<b>3,284.86</b>	<b>3,343.86</b>	<b>3,395.48</b>

**TRANSIT / EL METRO**  
**FULL-TIME EQUIVALENT POSITION LISTING**

DEPT DIV	DIVISION NAME	POSITION TITLE	AMENDED FY 22-23	AMENDED FY 22-23	ADOPTED FY 23-24	AMENDED FY 23-24	PROPOSED FY 24-25
5430	Building & Grounds	Transit Cleaner	2	2	2	2	2
5430	Building & Grounds	Administrative Technician	1	1	1	1	1
5430	Building & Grounds	Utility Workers	6	6	6	6	6
	<b>Building &amp; Grounds Total</b>		<b>9</b>	<b>9</b>	<b>9</b>	<b>9</b>	<b>9</b>
5450	Transit Center Facility	Transit Center Manager	1	1	1	1	1
	<b>Transit Center Facility Total</b>		<b>1</b>	<b>1</b>	<b>1</b>	<b>1</b>	<b>1</b>
5811	OPT - Fixed Route	Data Entry Clerk	1	1	1	1	1
5811	OPT - Fixed Route	Operations Manager	1	1	1	1	1
5811	OPT - Fixed Route	Transit Bus Operators	86	86	86	86	86
5811	OPT - Fixed Route	Transit Bus Operators* (18PT@.90)	16.2	16.2	16.2	16.2	16.2
5811	OPT - Fixed Route	Operations & Administrative Office Assistant	0	0	0	0	0
5811	OPT - Fixed Route	Revenue Counter/Messenger	0	0	0	0	0
5811	OPT - Fixed Route	Operation Assistant	1	1	1	1	1
5811	OPT - Fixed Route	Transit Road Supervisor	6	6	6	6	6
5811	OPT - Fixed Route	Dispatchers	3	3	3	3	3
	<b>OPT - Fixed Route Total</b>		<b>114.2</b>	<b>114.2</b>	<b>114.2</b>	<b>114.2</b>	<b>114.2</b>
5812	OPT - PARA Transit	Para Transit Agent	5	5	5	5	5
5812	OPT - PARA Transit	Paratransit Supervisor	1	1	1	1	1
5812	OPT - PARA Transit	Transit Van Operator	13	13	13	13	13
	<b>OPT - PARA Transit Total</b>		<b>19</b>	<b>19</b>	<b>19</b>	<b>19</b>	<b>19</b>
5813	Maintenance Fixed Route	Buyer	1	1	1	1	1
5813	Maintenance Fixed Route	Electronic Technician	1	1	1	1	1
5813	Maintenance Fixed Route	Journeyman Tech	1	1	1	1	1
5813	Maintenance Fixed Route	Shop Foreman	0	0	0	0	1
5813	Maintenance Fixed Route	Lead - Service Person	1	1	1	1	1
5813	Maintenance Fixed Route	Maintenance Manager	1	1	1	1	1
5813	Maintenance Fixed Route	Administrative Assistant	0	1	1	0	0
5813	Maintenance Fixed Route	Maintenance Supervisor	1	1	1	1	1
5813	Maintenance Fixed Route	Mechanic "AA" Technician	4	4	4	4	3
5813	Maintenance Fixed Route	Mechanic "A" Technician	0	0	0	0	2
5813	Maintenance Fixed Route	Maintenance Asset Officer	1	1	1	1	1
5813	Maintenance Fixed Route	Mechanic "B" Technician	1	1	1	1	1
5813	Maintenance Fixed Route	Mechanic "C" Technician	1	1	1	1	0
5813	Maintenance Fixed Route	Body Man "AA" Technician	1	1	1	1	1
5813	Maintenance Fixed Route	Service Attendant	4	4	4	4	4
5813	Maintenance Fixed Route	Assistant Maintenance Manager	1	0	0	1	0
5813	Maintenance Fixed Route	PM Clerk	1	1	1	1	1
5813	Maintenance Fixed Route	Lead Mechanic	3	3	3	3	3
5813	Maintenance Fixed Route	Transit Procurement Specialist	1	1	1	1	1
	<b>Maintenance Fixed Route Total</b>		<b>24</b>	<b>24</b>	<b>24</b>	<b>24</b>	<b>24</b>
5814	Maintenance PARA Transit	Mechanic "AA" Technician	2	2	2	2	2
	<b>Maintenance PARA Transit Total</b>		<b>2</b>	<b>2</b>	<b>2</b>	<b>2</b>	<b>2</b>
5815	Training and Safety	Training/Safety Coordinator	1	1	1	1	1
	<b>Training and Safety Total</b>		<b>1</b>	<b>1</b>	<b>1</b>	<b>1</b>	<b>1</b>
5830	Building & Grounds	Transit Cleaner (3PT@.90)	2.7	2.7	2.7	2.7	2.7
5830	Building & Grounds	Transit Cleaner	3	3	3	3	3
	<b>Building &amp; Grounds Total</b>		<b>5.7</b>	<b>5.7</b>	<b>5.7</b>	<b>5.7</b>	<b>5.7</b>
5860	General Administration	Administrative Assistant	1	1	1	1	1
5860	General Administration	Administrative Assistant II	1	1	1	1	1
5860	General Administration	Customer Service Agents	2	2	2	2	2
5860	General Administration	Human Resources Manager	1	1	1	1	1
5860	General Administration	Budget Liason	1	1	1	1	1
5860	General Administration	Chief Safety Officer	1	1	1	1	1
5860	General Administration	Transit Payroll Assistant	1	1	1	1	1
5860	General Administration	Community Outreach Coordinator	1	1	1	1	1
5860	General Administration	Planning & Marketing Manager	1	1	1	1	1
	<b>General Administration Total</b>		<b>10</b>	<b>10</b>	<b>10</b>	<b>10</b>	<b>10</b>
	<b>Grand Total</b>		<b>185.9</b>	<b>185.9</b>	<b>185.9</b>	<b>185.9</b>	<b>185.9</b>

# CITY OF LAREDO, TEXAS

## Budget and Finance Terminology

### ACRONYM GLOSSARY

To assist the reader of the City of Laredo Annual Budget, this glossary details both specialized and technical terminology that is essential to sound financial and budgetary management in day-to-day operations. The following abbreviations are used throughout this glossary:

AAAE American Association of Airport Executives	FTZ Foreign-Trade Zones
ACH Automatic Clearing House	GAAP Generally Accepted Accounting Procedures
ACO Accountable Care Organization	GFOA Government Financial Officers Association
ADI Auto Demographical Interface	GIS Geographic Information System
AED Automated External Defibrillator	GMC General Motor Company
AEP American Electric Power	GPS Global Positioning System
AFG Assistance to Firefighters Grant	HIDTA High Intensity Drug Trafficking Areas
AICP American Institute of Certified Planners	HMIS Homeless Management Information System
AOR Area of Responsibility	HRP Housing Rehabilitation Program
AOT Assisted Outpatient Program	HSA Health Savings Account
AOT Assisted Outpatient Treatment	HSI Homeland Security Investigations
APR Advanced Payment Review	HUD Housing and Urban Health
ARFF Aircraft Rescue Firefighting Vehicle	HVAC Heating, Ventilation, and Air Conditioning
ATMS Advanced Traffic Management System	IAN Insufficient Appropriation Notice
ATTF Auto Theft Task Force	ICC International Code Council
AVI Automatic Vehicle Identification	I-Net Internet
BA Budget Amendment	IP Internet Protocol
BMV Burglary of Motor Vehicles	IPS Intelligent Parking Systems
BOLO Be on the Look Out	KLB Keep Laredo Beautiful
BOS Business Operating System	LAX Los Angeles Airport
BYOB Bring Your Own Beer Ordinance	LED Light-Emitting Diode
C2G Click2Gov	LISD Laredo Independent School District
CARES Coronavirus Aid, Relief and Economic Security Act	LMC Laredo Medical Center
CBD Central Business District	LPD Laredo Police Department
CBP Customs and Border Protection	LPOA Laredo Police Officers' Association
CCTV Closed Circuit Television Video Inspection	LPR License Plate Readers
CDBG Community Development Block Grant	LSU Louisiana State University
CDHP Consumer Driven Health Plan	LWCAMPO Laredo & Webb County Area
CDL Commercial Driver's License	Metropolitan Planning Organization
CHDO Community Housing Development Organization	MGMT Management
CLHD City of Laredo Health Department	MHZ Megahertz
CoL City of Laredo	MLO Money Laundering Organization
COPS Community Oriented Policing Services	MOS McKendrick Ochoa Salinas
CPR Cardiopulmonary Resuscitation	MOU Memorandum of Understandings
CVB Convention and Visitors Bureau	MPO Metropolitan Planning Organization
DEA Drug Enforcement Agency	MTP Metropolitan Transportation Plan
DEF Diesel Exhaust Fluid	MVCPA Motor Vehicle Crime Prevention Authority
DPA Down Payment Assistance	MVT Motor Vehicle Transportation
DPS Department of Public Safety	NASA National Aeronautics and Space Administration
DTO Drug Trafficking Organization	NEZ Neighborhood Empowerment Zone
EEOC Equal Employment Opportunity Commission	NICB National Insurance Crime Bureau
EMS Emergency Medical Services	NPS National Park Service
EPA Environmental Protection Agency	NSF Nonsufficient Funds
ESG Emergency Solutions Grant	OBH Office of Border Health
ESRI Environmental Systems Research Institute	OCRA Opioid Crisis Response Act
ETJ Extraterritorial Jurisdiction	OOG Out Of Gauge
FAA Federal Aviation Agency	OPHP Office of Public Health Practice
FBI Federal Bureau of Investigations	OPSG Operation Stonegarden
FEMA Federal Emergency Management Agency	ORLP Outdoor Recreation Legacy Program
FHWA Federal Highway Administration	P & I Pensions and Insurance
FTA Federal Transportation Administration	PACE Property Assessed Clean Energy
FTE Full-Time Equivalent	PAI Personal Accident Insurance
	PC Personal Computer

PEG Public, Educational and Governmental	TBRA Tennant Based Rental Assistance
PGMS Programs	TCEQ Texas Commission on Environmental Quality
PID Public Improvement Districts	TEDC Texas Economic Development Council
PPP Public-Private Partnership	TCO Transnational Criminal Organizations
PRV Pressure Regulating Valve	TCOLE Texas Commission on Law Enforcement
RAISE Rebuilding American Infrastructure with	TDEM Texas Division of Emergency Management
Sustainability and Equity	TEEX Texas A&M Engineering Extension Service
RFP Request for Proposal	TIP Transportation Improvement Plan
RGNL Regional	TIRZ Tax Increment Reinvestment Zone
RMA Regional Mobility Authority	TPCA Texas Police Chiefs Association
ROW Right of Way	TPDF Truancy Prevention
RTEPF Reduction of Truck Emissions at Port Facilities	TPWD Texas Parks and Wildlife
RTSC Real-Time Software Components	TSA Transportation Security Administration
SCAN Serving Children and Adults in Need	TTA Texas Transit Association
SGR Strategic Government Resources	TTOR Texas Targeted Opioid Response
SMART Strengthening Mobility and Revolutionizing	TVC Texas Veterans Commission
Transportation	TxDMV Texas Department of Motor Vehicles
SMS Safety Management System	TxDOT Texas Department of Transportation
SOP Standard Operating Procedure	UT University of Texas
STDC South Texas Development Council	VIN Vehicle Identification Number
STEP Selective Traffic Enforcement Program	VoIP Voice over Internet Protocol
STI Sexually Transmitted Infection	VRM Vehicle Revenue Miles
SUV Sport Utility Vehicle	WCHP Women Children Health Program
SVC Service	WIC Women, Infants and Children
SWAT Special Weapons and Tactics	WWTP Wastewater Treatment Plant
TB Tuberculosis	YTD Year to Date



# CITY OF LAREDO, TEXAS

## Budget and Finance Terminology

### DEFINITION GLOSSARY

To assist the reader of the City of Laredo Annual Budget, this glossary details both specialized and technical terminology that is essential to sound financial and budgetary management in day-to-day operations. The following keywords are used throughout this glossary:

#### A

**ACCOUNTING SYSTEM-** The total set of records and procedures which are used to record, classify, and report information on the financial status and operations of an entity.

**ACCRUAL ACCOUNTING-** A basis of accounting in which revenues are recognized in the period in which they are earned and expenses are recognized in the period incurred, regardless of the timing of related cash flows.

**ACTIVITY-** A special unit of work or service performed.

**ADMINISTRATIVE TRANSFER-** See "Transfer".

**ADOPTED BUDGET -** See "Budget".

**AD VALOREM TAX-** This form of tax is based "according to value" of property and is used as the source of revenue to pay general obligation debt and to support the General Fund.

**ALL FUNDS SUMMARY-** The comprehensive summary of all budgeted funds.

**ALLOTMENT-** To allot is to divide an appropriation into amounts that may be encumbered or expended during a time period.

**AMENDED BUDGET-** Represents the original adopted budget plus any amendments passed after October 1<sup>st</sup> of the respective fiscal year. This figure does not include prior year encumbrances or re-appropriation.

**APPROPRIATION-** (1) A legal authorization granted by the City Council to establish legal authority for City officials to make expenditures and/or expenses or incur obligations for specific purposes. It does not include prior year encumbrances or re-appropriations. (2) An authorization made by the City Council which permits officials to incur obligations against and to make expenditures of governmental resources. Appropriations are usually made for fixed amounts and typically granted for a one-year period.

**APPROVED BUDGET-** As used in fund summaries and department summaries within the budget document, represents the budget as originally adopted by the City Council. It does not include prior year encumbrances or re-appropriations.

**ASSESSED VALUATION-** A value that is established for real or personal property for use as a basis for levying property taxes. An assessed valuation represents the appraised valuation less any exemptions.

**ASSETS-** Property owned by the City which has monetary value.

**AUDIT-** A comprehensive examination as to the manner in which the government's resources were actually utilized concluding in a written report of its findings. (1) A financial audit is a review of the accounting system and financial information to determine how government funds were spent and whether expenditures were following the legislative body's appropriations. (2) A performance audit consists of a review of how well the government met its stated goals. (3) An accounting audit is intended to ascertain whether financial statements fairly present financial positions and results of operations.

#### B

**BAD DEBT-** In the United States, the National Bank Act defines a bad debt as an unsecured debt on which interest or payment is past due and unpaid for six months and which is not in process of collection. In some instances, an entity will set aside a reserve on their books to off-set losses from bad debts.

**BALANCED BUDGET-** Is one in which total financial resources available for a given fiscal year, including projected revenues plus the unreserved balance from the prior year, are equal to or greater than the appropriations for that year.

**BALANCE SHEET-** A financial statement that discloses the financial position of an entity by disclosing its assets, liabilities and equity as of a specific date.

**BANK DEPOSITORY AGREEMENT-** A contract between a municipality and a depository, negotiated and entered into in accordance with the specifications of the Local Government Code, of which sets forth the agreements between the parties regarding banking services.

**BASE BUDGET-** An on-going expense for personnel, contractual services and the replacement of supplies and equipment required to maintain service levels previously authorized by the City Council.

**BEGINNING BALANCE-** The beginning balance is the residual non-restricted funds brought forward from the previous fiscal year or ending balance.

**BOND-** A debt instrument embodying a written promise to pay a specified sum of money, the face value or principal, at a specific date or dates in the future (maturity date), together with periodic interest at a specified rate. The most common types of bonds are general obligation and revenue bonds. Bonds are typically used for long-term debt to pay for specific capital expenditures, e.g. buildings, streets and bridges or utility expansion and/or repair.

**BOND-GENERAL OBLIGATION (G.O.)-** A bond which is secured by the full faith and credit of the issuer. G.O. bonds issued by local units of government are secured by a pledge of the issuer's ad-valorem taxing power. They are usually issued to pay for general capital improvement projects, e.g. parks and street construction. In Texas, G.O. bonds must be authorized by a public referendum.

**BOND PROCEEDS-**Funds derived from the sale of bonds for the purpose of constructing major capital facilities.

**BOND REVENUE-** Bonds whose principal and interest are paid from earnings of an enterprise fund.

**BUDGET-** A budget is a plan of financial operation embodying an estimate of proposed expenditures and the means of financing them. The term generally indicates a financial plan for a single fiscal year and is used in either of two ways: (1) the term can designate the financial plan which is to be presented to the appropriating body for adoption, a.k.a. Proposed Budget, or (2) can designate the financial plan which has been approved by the governing body, a.k.a. Adopted Budget.

**BUDGET ADJUSTMENT-** A legal procedure utilized during the fiscal year by the City staff and City Council to revise any given budget appropriation. City staff has the prerogative to adjust expenditures within its particular departmental budget.

**BUDGET DOCUMENT-** The instrument used by the budget making authority to present a comprehensive financial program to the City Council. The adopted budget document presents the authorization made by the City Council for City officials to obligate and expend appropriated resources.

**BUDGET MESSAGE-** The opening section of the budget that provides the City Council and the public with a general summary of the most important aspects of the budget, changes from the current and previous fiscal years, and the views and recommendations derived from annual budget negotiations.

**BUDGET ORDINANCE-** The official enactment by the City Council establishing the legal authority for City officials to obligate and expend resources.

**BUDGETARY CONTROL-** The control or management of a governmental unit or enterprise in accordance with an approved budget for the purpose of keeping expenditures within the limitations of available appropriations and available revenues.

**BUDGETED FUNDS-** Funds that are planned for certain uses but have not been formally or legally appropriated by the legislative body. The proposed budget document that is submitted for City Council approval is composed of budget funds.

## C

**CAPITAL ASSETS-** City assets of significant value that having a useful product life of 10 years or more. These assets are also known as fixed assets.

**CAPITAL EQUIPMENT BUDGET - CAPITAL OUTLAY-** The portion of the annual operating that appropriates funds for the purchase of capital equipment items. These expenditures are often separated from regular operating items, e.g. salaries, utilities and office supplies. The Capital Outlay Budget includes funds for capital equipment purchases, e.g. typewriters, vehicles, furniture, machinery, building improvements, micro-computers and special tools, which are usually distinguished from operating items according to their value and projected useful product life.

**CAPITAL IMPROVEMENT PROGRAM (CIP)-** An account of all capital improvements which are intended to provide long-lasting physical value and are proposed to be undertaken over a five-year fiscal period. The plan includes the anticipated beginning and ending dates for each project, the corresponding amount to be expended in each year and the method of financing each improvement.

**CAPITAL IMPROVEMENT PROGRAM BUDGET-** A financial plan that is separate from the operating budget but, rather, is an account of the estimated costs associated with construction projects designed to improve the value of government assets, e.g. street improvements, sewer lines, buildings, recreational facilities and large-scale remodeling.

**CAPITAL IMPROVEMENT PROJECT-** Capital improvement projects tend to be one-time capital investments, including the purchase of land and facilities, and engineering and construction costs related to infrastructure items (e.g. streets, bridges, drainage and street lighting), having an estimated useful life of five years or more. Generally, maintenance activities, e.g. street maintenance, replacement of vehicles-equipment and minor remodeling of facilities commonly associated with on-going operations for public purposes, are not considered Capital Improvements.

**CAPITAL IMPROVEMENT PROJECT ACTIVITY-** Any one of the following groups:

**A. PLANNING & ENGINEERING:** Includes architectural and engineering services, cultural resource surveys, real estate appraisal services, and special studies which may include cost benefit analysis and conceptual design alternatives.

**B. RIGHT-OF-WAY ACQUISITION:** Includes the purchase or acquisition of easements, land for right-of-way, and sites for construction, appraisal and relocation costs and demolition for site clearance.

**C. UTILITY RELOCATION:** Includes relocation costs necessary to replace utility capital improvements to prepare a site or right-of-way for construction or other appropriate project activities, with such costs commonly paid for by appropriate utility revenues.

**D. CONSTRUCTION:** Includes costs for construction or re-construction of capital improvements, e.g. buildings, streets, bridges, curbs, sidewalks, storm drains, flood control facilities and recreation facilities.

**E. OTHER:** Includes costs for initial capital equipment, e.g. firefighting apparatus, major recreational equipment and library books normally associated with development of a municipal facility.

**CAPITAL OUTLAY-** Real or personal property that has a value equal to or greater than the capitalization threshold for the particular classification of the asset with an estimated life of greater than one year. Capital assets include land, buildings and improvements, machinery and equipment, computer equipment, vehicles and office furniture.

**CASH BASIS ACCOUNTING-** A basis of accounting that recognizes transactions for revenues when received and expenditures when paid.

**CASH MANAGEMENT-** The management of cash necessary to pay for government services while investing temporary cash excesses in order to earn interest revenue. Cash management involves forecasting the inflows and outflows of cash, mobilizing cash to improve its availability for investment, establishing and maintaining banking relationships and investing funds in order to achieve the highest interest and return available for temporary cash balances.

**CERTIFICATE OF DEPOSIT-** A negotiable or nonnegotiable receipt for monies deposited in a bank or financial institution for a specified period for a specified interest rate.

**CERTIFICATE OF OBLIGATION (CO)-** Debt instruments secured by the ad-valorem taxing power of a city for short-term or long-term debt, pending on the particular project, which is authorized by the City Council and does not require prior voter approval.

**CHARACTER CODE-** A basis for distinguishing types of expenditures. The five major characters used by the City are: 01-Personnel Services, 02-Materials & Supplies; 03-Contractual Services; 04-Other and 05-Capital Outlay. The City utilizes a fourteen-digit account code to identify line items. Digits 1-3 represent the fund number, digits 4-5 represent the department number, digits 6-7 represent the division number, digits 8-9 represent the activity basic, digit 10 represents the sub activity, digits 11-12 represent the element and digits 13-14 represent the object code.

**CHART OF ACCOUNTS -** A chart detailing the system of general ledger accounts.

**CHAPTER 380 –** Authorizes municipalities to offer loans and grants of city funds or services at little or no cost to promote state and local economic development and to stimulate business and commercial activity.

**CITY COUNCIL-** The current elected officials of the City as set forth in the City's Charter.

**CITY MANAGER-** The individual appointed by the City Council who is responsible for the administration of the affairs of the City.

**CLOSING ORDINANCE-** A document detailing the closure of all funds and accounts and providing for necessary adjustments at the Department level at the end of a fiscal budget year.

**COMMERCIAL PAPER-** A short-term unsecured promissory note, supported by a bank line or letter of credit, which has a maturity of one to 270 calendar days.

**COMMODITIES-** Items of expenditure in the operating budget which, after use, are consumed or show a material change in their physical condition, and are characterized as having limited value and rapid depreciation, e.g. office supplies and motor fuel.

**COMPETITIVE BIDDING PROCESS-** The process under Texas State Law which requires cities to advertise, solicit and publicly open sealed bids from prospective vendors for purchases of \$10,000 or more. After a review period, the City Council awards the bid to the successful bidder.

**CONSUMER DRIVER HEALTH PLAN (CDHP)-** A high deductible health plan in which you must meet your deductible and discounted BCBSTX out-of-pocket expenses before insurance starts paying 100% of all eligible medical expenses.

**CONTINGENCY-** A budgetary reserve set aside for emergencies or un-foreseen expenditures not otherwise budgeted.

**CONTRACTUAL SERVICES-** Goods and services acquired under contract which the City receives from an internal service fund or an outside company. Professional services, utilities, rentals and insurance are examples of contractual services.

**COUNCIL PRIORITIES-** Together with the financial estimates and revenue forecasts, serves as the foundation for the development of the proposed annual budget.

**CURRENT TAXES-** Taxes that are levied and due within one year.

**D**

**DEBT SERVICES-** The City's obligation to pay the principal and interest of all outstanding debt instruments according to a pre-determined payment schedule.

**DEBT SERVICE RATE-** See "Property Tax Rate".

**DEBT SERVICE RESERVE-** The fund which may be used to pay debt services of revenue bonds if the sources of the pledged revenues do not generate sufficient funds to satisfy the debt service requirements. The reserve fund is either funded in whole or in part from the proceeds of the bonds or is allowed to gradually accumulate over a period of years through required payments of pledged revenues. If the reserve fund is used in whole or in part to pay the debt service, the issuer usually is required to replenish the reserve fund from the first available funds or revenues. A typical reserve requirement might be the maximum annual debt service requirement for any year remaining until the bonds reach maturity.

**DEFICIT-** A deficit is the excess of expenditures over revenues during a single accounting period, in the case of proprietary funds, the excess of expenses over income during an accounting period.

**DELINQUENT TAXES-** Taxes which remain unpaid on and after the date on which a penalty for non-payment is imposed.

**DEPRECIATION-** (1) Expiration in the service life of capital assets attributable to normal wear and tear, deterioration and inadequacy or obsolescence. (2) That portion of the cost of a capital asset which is charged as an expense during a particular period.

**DISBURSEMENT-** Payment for goods and services in the form of cash or by check.

**DIVISION-** An organizational unit within a department's structure representing the major functional divisions of work.

**E**

**EFFECTIVE TAX RATE-** The rate which will generate the same tax levy next year from the properties on this year's tax roll.

**ENCUMBRANCE-** Funds which are set aside or committed for a future expenditure. Encumbrances include obligations in the form of purchase orders, contracts or salary commitments which are chargeable to an appropriation and for which a part of the appropriation is reserved.

**ENTERPRISE FUND-** A governmental accounting fund used to account for operations that are financed and operated similarly to private business enterprises where the intent of the governing body is to recover the cost of providing goods through user fees. Rate schedules for these services are established to ensure that revenues are adequate to meet all necessary expenditures.

**ESTIMATED REVENUE-** The amount of projected revenue to be collected during the fiscal year. It may also be defined as the proposed financing sources estimated to finance the proposed projected expenditures.

**EXPENDITURE-** Decrease in the use of net financial resources for the purpose of acquiring and providing goods and services.

**EXPENSES-** Outflows, the expiring of assets, incurring liabilities during a period by delivering or producing goods, rendering services and/or carrying out other activities that constitute the entity's ongoing major or central operations.

**F**

**FIDUCIARY FUNDS-** Funds used to report assets held in a trustee or agency capacity for others and which therefore cannot be used to support the government's own programs. The fiduciary fund category includes pension (and other employee benefit) trust funds, investment trust funds, private purpose trust funds, and agency funds.

**FISCAL YEAR-** The twelve-month period designated by the City signifying the beginning and ending period for recording financial transactions. The City of Laredo has specified October 1st to September 30th as its fiscal year.

**FIXED ASSET-** Assets of a long-term nature that are intended to continue to be held or used, such as land, buildings, machinery, furniture and other equipment.

**FIXED COST-** A fixed cost, e.g. rent, which does not change with increases or decreases in the amount of services provided.

**FULL FAITH AND CREDIT-** A pledge of the general taxing power of a government to repay debt obligations, typically used in reference of bonds.

**FULL TIME EQUIVALENT (FTE)-** The number of working hours that represents one full-time employee during a fixed time period, such as one month or one year. For the City of Laredo one FTE is equivalent to one employee designed to work 2080 during our fiscal year.

**FUND-** An independent fiscal and accounting entity with a self-balancing set of accounts recording cash and other financial resources, together with all related liabilities and residual equities or balances, and changes therein. Each fund is segregated for the purpose of carrying on specific activities or attaining certain objectives in accordance with special regulations. Eight major fund types and two account groups are commonly used: General Fund, Special Revenue Funds, Debt Service Fund, Capital Projects Funds, Enterprise Funds, Internal Service Funds, Expendable Trust Funds, Pension Trust Fund, General Fixed Assets account group and General Long-Term Debt account group.

**FUND BALANCE-** A positive fund balance or excess of assets over liabilities is a surplus fund. A negative fund balance is called a deficit.

**FUND SCHEDULE-** A financial forecasting statement that combines beginning and ending balances, and includes estimated revenues for any period of time.

**FUND SUMMARY-** See "Fund Schedule".

**FUNDING SOURCE-** A funding source is the specifically identified dollars allocated to meet budgeted requirements and expenses.

**FUNDING STATEMENT-** Usually pertains to a detailed breakdown of revenue or expenditures, e.g. grants and other awards.

## G

**GENERAL & ADMINISTRATIVE COST-** Cost associated with the administration of City services.

**GENERAL FUND-** The largest fund within the City, it accounts for all financial resources of the government except for those required to be accounted for in another fund. General Fund revenues include property taxes, licenses & permits, local taxes, service charges, and other types of revenue. This fund includes the basic operating services of the City.

**GENERAL GOVERNMENT-** Refers to a group of activities associated with the administrative function of the City.

**GENERAL LEDGER-** A file that contains a listing of the various accounts necessary to reflect the financial position and results of operation of the government.

**GENERAL OBLIGATION BONDS-** See "Bond - General Obligation".

**GENERALLY ACCEPTED ACCOUNTING PROCEDURES (GAAP)-** Uniform minimum standards of and guidelines to financial accounting and reporting.

**GOVERNMENT FINANCE OFFICERS ASSOCIATION (GFOA)-** The organization that awards the Distinguished Budget Presentation Award.

**GOVERNMENTAL FUNDS-** Funds generally used to account for tax-supported activities. There are five different types of governmental funds: the general fund, special revenue funds, debt service funds, capital projects funds, and permanent funds.

**GRANT-** A contribution by one government unit or funding source to another unit. The contribution is usually made to aid in a part of a specified function, but it is sometimes also for general purposes.

**GRANT MATCH-** City costs for "in-kind" services required to match Federal or State grants and programs.

## H

**HEALTH MAINTENANCE ORGANIZATION (HMO)-** It is designed to keep costs low and predictable with one doctor to coordinate your care.

**HEALTH SAVINGS ACCOUNT (HSA)-** Is an individually-owned, tax-advantaged account that you can use to pay for current or future IRS-qualified medical expenses.

## I

**INDIRECT COST-** A necessary expense for the functioning of the organization as a whole that cannot be directly assigned to one service.

**INTER-FUND TRANSFERS-** Amounts transferred from one fund to another.

**INTER-GOVERNMENTAL GRANT-** See "Grant".

**INTER-GOVERNMENTAL REVENUE-** See "Revenue - Inter-governmental".

**INTERNAL SERVICE FUND-** A fund used to account for the financing of goods or services provided by one department to another department on a cost reimbursement basis.

**INVENTORY-** A detailed listing of property currently held by the City showing quantities, descriptions and values of the property, and units of measure and unit prices.

**INVESTMENT-** Securities and real estate purchased and held for the production of revenues in the form of interest, dividends, rentals and/or base payments.

## L

**LEVY-** To impose taxes, special assessments or service charges for the support of City activities.

**LIABILITY-** Debt and other legal obligations arising from transactions which must be paid, renewed or refunded at some future date. The term does not include encumbrances.

**LINE-ITEM BUDGET-** A budget that lists each expenditure category separately along with the dollar amount budgeted for each specified category.

**LONG-TERM DEBT-** Debt with a maturity of more than one year after the date of issuance.

## M

**MAINTENANCE & OPERATION RATE-** See "Property Tax Rate".

**MAJOR FUND-** Any fund whose revenues or expenditures, excluding other financing sources and uses, constitute at least or more than ten percent of the revenues or expenditures of the appropriated budget.

**MANDATE-**(1) Defines changes to the current level of service which is required to comply with Federal, State and Local laws and/or ordinances. (2) A contractual obligation or the operation and maintenance requirement for a completed capital improvement.

**MATURITIES-** The dates on which the principal or stated values of investments or debt obligations mature and may be reclaimed.

**MODIFIED ACCRUAL BASIS OF ACCOUNTING-** A basis of accounting that combines accrual and cash basis of accounting. It recognizes revenues in the accounting period in which they become measurable and available to pay current liabilities., Expenditures are recorded in the period that the liabilities are incurred. This accounting basis is the standard for most governmental funds.

## N

**NET WORKING CAPITAL-** Current assets fewer current liabilities.

**NON-MAJOR FUND-** Any fund whose revenues or expenditures excluding other financing sources and uses, constitute less than ten percent of the revenues or expenditures of the appropriated budget.

**NON-RECURRING REVENUE-** Resources recognized by the City that are unique and occur only one time or without distinct pattern.

## O

**OFFICIAL BUDGET-** The annual budget as is adopted by the City Council.

**OPERATING BUDGET-** The portion of the budget that pertains to daily operations that provide basic services for the fiscal year.

**OPERATING EXPENSE-** Operating expenses are proprietary fund expenses that directly relate to the fund's primary service activities.

**OPERATING FUND-** Resources derived from recurring revenue sources used to finance the General Fund, Enterprise Funds and "pay-as-you- go" Capital Improvement Projects.

**ORDINANCE-** A formal legislative enactment by the governing body of a municipality. If it is not in conflict with any higher

form of law or ordinance, such as a state statute or constitutional provision, it has the full force and effect of law within the boundaries of the municipality to which it applies.

**OVERHEAD-** The element of cost necessary in the production of an article or the performance of a service which are of such a nature that the amount applicable to the product or service cannot be determined readily. Typically, overhead relates to those objects of City expenditures that do not become an integral part of the finished product or service, e.g. rent, electricity, supplies, management and supervision.

## P

**PERFORMANCE BUDGET-** A budget that focuses upon activities rather than line items. Work load and unit cost data are collected in order to assess the efficiency of services. Typical data collected might include: miles of street paved per year, cost of paved streets per mile, tons of garbage collected per man hour, or cost per man hour of garbage collection.

**PERFORMANCE MEASURES-** Specific quantitative and qualitative measures of work performed as an object of the department. Quantitative measures are defined as observable and are displayed in numerical format. Qualitative measures are defined as non-observable and are displayed in narrative format.

**PERMANENT FUNDS-** Governmental fund type used to report resources that are legally restricted to the extent that only earnings, and not principal, may be used for purposes that support the reporting government's programs.

**PERSONNEL SERVICES-** All cost related to compensating employees of the City including employee benefit costs, e.g. City contributions for retirement, social security, and health & life insurance.

**POSITIONS AUTHORIZED-** Full-time and part-time positions budgeted in the personnel services category and included in the Departmental Position Listing that was approved by Council for the fiscal year.

**PREFERRED PROVIDER ORGANIZATION (PPO)-** Flexibility to choose doctors, hospitals, & other health care providers you use to get care

**PROGRAM BUDGET-** A budget that focuses upon the goals and objectives of an agency or jurisdiction rather than upon its organizational budget units or object classes or expenditures.

**PROPERTY TAX (AD-VALOREM TAX)-** Property taxes are levied on both real and personal property according to the property's value and the tax rate. Property values are established by the Webb County Appraisal District.

**PROPERTY TAX RATE-** The property tax rate consists of two elements: (1) the maintenance and operation rate (MOR) and (2) the debt service rate (DSR). In MOR, revenues received are

deposited in the General Fund and can be used for any public purpose. MOR is subject to the provisions of State statute and an increase in the effective rate greater than eight percent is subject to a voter initiated "roll-back" election. DSR is set based upon the City's debt service requirements. In DSR, funds received from this rate are deposited in the Debt Service Fund and are used solely to pay the principal and interest on present and projected debt. MOR and DSR yield the total property tax rate for the current fiscal year.

**PROPOSED BUDGET-** See "Budget".

**PROPRIETARY FUND-** An account that shows actual financial position and operations as distinguished from budgetary accounts, e.g. actual assets, liabilities, reserves, fund balances, and revenues & expenditures.

**PURCHASE ORDER SYSTEM-** A City's system for authorizing the purchase of specified merchandise or services and creating the charge for them.

## R

**RATING-** The creditworthiness of a City as evaluated by an independent agency, such as Moody's or Standard & Poor's.

**RE-APPROPRIATION-** By City Council action, an Operating Budget spending authorization lapses on September 30th of each fiscal year. Any authorization not expended or encumbered is no longer legally allowed to be expended, and the dollars associated with the authorization "fall" to the ending balance. Those items that are seen as important are brought to the City Council to be "re-appropriated" in the new fiscal year.

**RECONCILIATION-** A detailed analysis of changes of revenue or expenditure balances within a fund.

**REDUCTION-** To reduce line item expenses due to budgetary constraints.

**REFUNDING-** A procedure whereby an issuer re-finances an outstanding bond issue by issuing new bonds. Reasons for refunding are to reduce the issuer's interest cost or to remove a burdensome or restrictive covenant imposed by the terms of the bonds being re-financed. The proceeds of the new bonds are either deposited in escrow to pay the debt service on the outstanding obligations when due, or they are used to immediately retire the outstanding obligations. The new obligations are referred to as the "refunding bonds" and the new outstanding obligations being re-financed are referred to as the "refunded bonds" or the "prior issue."

**REPLACEMENT COSTS-** The cost of a property on a certain date which can render similar service that does not necessitate the same structural form as the property to be replaced.

**REQUISITION-** A written request from a department to the purchasing office for specified goods or services. This action precedes the authorization of a purchase order.

**RESERVE-** (1) An account used to indicate that a portion of a fund's equity is legally restricted for a specific purpose and is therefore not available for general appropriations [designated]. (2) An account used to indicate a portion of a fund's equity is legally restricted, yet not for a specific purpose [un-designated].

**RESOURCE-** Total dollars available for appropriations, including estimated revenues, fund transfers and beginning fund balances.

**RETAINED EARNINGS-** The equity account reflecting the accumulated earnings of the various Utility Funds.

**REVENUE-** Increases in the net current assets of a fund due to the performance of a service or the sale of goods. They include items such as tax payments, fees for a specific service, fines, forfeitures, grants, receipts from other funds and interest income. Revenues are recognized when they become measurable and reasonably assured to be available to support operations.

**REVENUE BONDS (RB)-** When a government issues bonds which do not pledge the full faith and credit of the jurisdiction, it issues limited liability revenue bonds. Typically, pledges are made to dedicate one specific revenue source to repay these bonds.

**REVENUE ESTIMATE-** An estimate of how much revenue will be earned from a specific revenue source for some future period, typically a future fiscal year.

**REVENUE- INTERGOVERNMENTAL-** Revenue received from another government entity for a specific purpose.

**REVENUE- SPECIAL-** Specific revenues that are legally restricted to expenditures for specific purposes.

**RISK MANAGEMENT-** (1) An organized attempt to protect a governmental entity against accidental loss in the most economical method. (2) The liability, either realized or potential, related the City's day-to-day operations.

## S

**SINKING FUND-** A sinking fund is an account into which a debt issuer makes periodic deposits to ensure the timely availability of sufficient monies for the payment of debt service requirements. The revenues to be deposited into the sinking fund and payments are determined by the terms of the bond contract.

**SPECIAL REVENUE FUNDS-** Governmental fund type used to account for the proceeds of specific revenue sources (other

than for major capital projects) that are legally restricted to expenditures for specified purposes.

## T

**TAX LEVY-** The total amount of funds to be raised by general property taxes for operating and debt service purposes specified in the Annual Tax Ordinance that is determined by the Webb County Appraisal District.

**TAX RATE-** The amount of tax levied for each \$100.00 of assessed property valuation.

**TAX RATE LIMIT-** The maximum legal property tax rate at which a municipality may levy a tax. The limit may apply to taxes raised for a particular or general purpose.

**TAXES-** Taxes are compulsory charges levied by a government for the purpose of financing services performed for the common benefit. This term does not include specific charges made against particular persons or property for current or permanent benefits, such as special assessments. The term does not include charges for services rendered only to those paying such charges, e.g. sewer services.

**TRANSFERS-** (1) Transfers are the authorized exchanges of cash or other resources between funds. (2) The General Fund supports central services for other funds or departments; the reimbursement of these services to the General Fund is an Administrative Transfer.

**TRUST FUNDS-** Accounting entities used to account for monies held by the City in a trustee capacity for organizations, programs or other funds.

## U

**UN-DESIGNATED FUND BALANCE-** That portion of a fund balance that is unencumbered from any obligation of the City.

**UN-ENCUMBERED BALANCE-** The amount of an appropriation that is neither expended nor encumbered. It is essentially the amount money still available for future purchases.

**UNIT COST-** The cost required to produce a specific product or unit of service, i.e. the cost to purify one thousand gallons of water.

**USER CHARGES - USER BASED FEES-** The payment of a fee for direct receipt of a public service by the party benefiting from the service.

**UTILITY FUNDS-** The funds used to account for operations of the City's electric, water, sanitary sewer and solid waste disposal activities.

## V

**VOUCHER-** A document indicating that a transaction has occurred. It usually contains the accounts related to the transaction.

## Y

**YIELD-** The rate earned on a monetary investment.